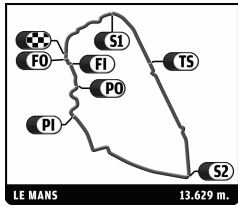




# 24 HEURES DU MANS 90 ANS

## 22-23 JUN 2013



### FIA WEC

#### 81<sup>e</sup> Edition des 24 Heures du Mans

#### Qualifying Practice 2

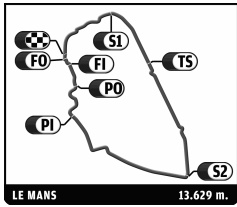
### Sector Analysis

■ Personal Best   ■ Session Best   **B** Crossing the finish line in pit lane

Lap	D	Time	Sector 1	Sector 2	Sector 3	T. Spd	Elapsed	Lap	D	Time	Sector 1	Sector 2	Sector 3	T. Spd	Elapsed	
<b>1</b>		<b>Audi Sport Team Joest</b> Audi R18 e-tron quattro LMP1 1.André LOTTERER 3.Benoit TRÉLUYER 2.Marcel FÄSSLER							5	2	9:42.377	6:31.430	1:27.071	1:43.876	303.9	1:05:29.574
1	2	5:51.748 <b>B</b>	1:15.227	2:23.104	2:13.417	119.9	5:51.748	6	2	<b>3:42.261</b>	<b>35.792</b>	<b>1:25.210</b>	<b>1:41.259</b>	304.7	1:09:11.835	
2	2	35:46.314	...	1:33.902	1:52.225	260.7	41:38.062	7	2	4:02.598 <b>B</b>	36.532	1:27.305	1:58.761	248.7	1:13:14.433	
3	2	4:20.841 <b>B</b>	40.655	1:30.184	2:10.002	297.2	45:58.903	8	3	7:30.464 <b>B</b>	3:31.258	1:32.898	2:26.308	273.2	1:20:44.897	
4	2	17:14.532	...	1:28.358	1:43.215	269.1	1:03:13.435	<b>13</b> <b>Rebellion Racing</b> Lola B12/60 Coupé - Toyota LMP1 1.Andrea BELICCHI 3.Cong Fu CHENG 2.Mathias BECHE								
5	2	<b>3:41.954</b>	36.494	1:26.476	<b>1:38.984</b>	320.1	1:06:55.389								1	2
6	2	4:02.146 <b>B</b>	<b>34.955</b>	<b>1:24.227</b>	2:02.964	321.0	1:10:57.535	2	2	11:49.054	8:17.008	<b>1:33.234</b>	1:58.812	245.3	1:12:15.430	
<b>2</b>		<b>Audi Sport Team Joest</b> Audi R18 e-tron quattro LMP1 1.Tom KRISTENSEN 3.Allan McNISH 2.Loïc DUVAL							3	2	<b>4:07.039</b>	37.228	1:34.889	<b>1:54.922</b>	301.3	1:16:22.469
1	1	5:57.088 <b>B</b>	1:23.801	2:24.131	2:09.156	117.7	5:57.088	4	2	4:28.179 <b>B</b>	<b>36.717</b>	1:33.854	2:17.608	290.8	1:20:50.648	
2	1	1:04:05.544	...	1:28.466	<b>1:46.929</b>	299.7	1:10:02.632	<b>21</b> <b>Strakka Racing</b> HPD ARX 03c - Honda LMP1 1.Nick LEVENTIS 3.Jonny KANE 2.Danny WATTS								
3	1	4:13.583 <b>B</b>	<b>35.131</b>	<b>1:25.301</b>	2:13.151	319.1	1:14:16.215								1	3
<b>3</b>		<b>Audi Sport Team Joest</b> Audi R18 e-tron quattro LMP1 1.Marc GENÉ 3.Oliver JARVIS 2.Lucas DI GRASSI							1	1	37:18.639 <b>B</b>	...	1:45.290	2:13.706	175.0	37:18.639
1	2	6:09.487 <b>B</b>	1:22.688	2:22.815	2:23.984	112.0	6:09.487	2	3	34:19.610	...	1:34.360	<b>1:53.114</b>	258.2	1:11:38.249	
2	2	57:38.310	...	1:30.389	1:47.905	255.7	1:03:47.797	3	3	4:19.762 <b>B</b>	<b>37.866</b>	<b>1:32.444</b>	2:09.452	290.8	1:15:58.011	
3	2	<b>3:40.990</b>	35.904	1:24.597	<b>1:40.489</b>	318.2	1:07:28.787	<b>24</b> <b>OAK Racing</b> Morgan - Nissan LMP2 1.Olivier PLA 3.Alex BRUNDLE 2.David HEINEMEIER HANSSON								
4	2	3:52.513	40.198	<b>1:24.184</b>	1:48.131	317.2	1:11:21.300								1	1
5	2	4:31.905 <b>B</b>	<b>34.442</b>	1:26.087	2:31.376	321.0	1:15:53.205	2	2	12:39.303	9:01.214	1:38.479	1:59.610	246.4	40:04.379	
<b>7</b>		<b>Toyota Racing</b> Toyota TS030 - Hybrid LMP1 1.Alexander WURZ 3.Kazuki NAKAJIMA 2.Nicolas LAPIERRE							3	2	34:19.610	...	1:32.991	2:07.079	283.9	44:31.735
1	1	5:46.133 <b>B</b>	1:16.920	2:11.353	2:17.860	123.5	5:46.133	4	3	24:20.192	...	1:35.983	<b>1:50.116</b>	252.2	1:08:51.927	
2	1	28:17.715	...	1:33.953	1:53.433	252.2	34:03.848	5	3	<b>4:12.200</b>	38.740	<b>1:31.236</b>	2:02.224	292.4	1:13:04.127	
3	1	4:01.683	40.787	1:30.327	1:50.569	305.6	38:05.531	6	3	5:05.491 <b>B</b>	<b>37.884</b>	1:34.870	2:52.737	291.6	1:18:09.618	
4	1	4:19.009 <b>B</b>	41.377	1:29.920	2:07.712	291.6	42:24.540	<b>25</b> <b>Delta-ADR</b> Oreca 03 - Nissan LMP2 1.Tor GRAVES 3.Archie HAMILTON 2.Shinji NAKANO								
5	1	20:42.363	...	1:29.618	1:42.871	284.7	1:03:06.903								1	2
6	1	<b>3:40.924</b>	37.068	1:25.753	<b>1:38.103</b>	316.3	1:06:47.827	2	2	12:39.303	9:01.214	1:38.479	1:59.610	246.4	40:04.379	
7	1	3:57.486 <b>B</b>	<b>34.341</b>	<b>1:23.981</b>	1:59.164	319.1	1:10:45.313	3	2	34:19.610	...	1:34.360	<b>1:53.114</b>	258.2	1:11:38.249	
<b>8</b>		<b>Toyota Racing</b> Toyota TS030 - Hybrid LMP1 1.Anthony DAVIDSON 3.Stéphane SARRAZIN 2.Sébastien BUEMI							4	3	4:19.762 <b>B</b>	<b>37.866</b>	<b>1:32.444</b>	2:09.452	290.8	1:15:58.011
1	1	5:49.599 <b>B</b>	1:08.210	2:27.124	2:14.265	116.7	5:49.599	<b>26</b> <b>G-Drive Racing</b> Oreca 03 - Nissan LMP2 1.Roman RUSINOV 3.Mike CONWAY 2.John MARTIN								
2	1	12:12.571	8:21.603	1:55.369	1:55.599	188.8	18:02.170								1	2
3	1	4:19.487	44.957	1:42.644	1:51.886	235.7	22:21.657	2	2	22:10.679 <b>B</b>	...	1:46.561	2:12.465	203.3	29:15.461	
4	1	4:12.972	42.846	1:40.473	1:49.653	226.3	26:34.629	3	2	11:57.955	8:19.081	1:42.964	1:55.910	214.6	41:13.416	
5	1	4:13.336 <b>B</b>	41.568	1:33.816	1:57.952	261.9	30:47.965	4	2	4:09.698	44.132	1:34.900	1:50.666	278.8	45:23.114	
6	1	19:32.788	...	1:29.386	1:45.785	278.1	50:20.753	5	2	4:07.131	44.496	1:32.705	1:49.930	290.0	49:30.245	
7	1	3:45.884	39.878	1:25.885	1:40.121	317.2	54:06.637	6	2	4:07.971 <b>B</b>	42.126	1:30.956	1:54.889	286.2	53:38.216	
8	1	<b>3:42.507</b>	38.353	1:24.057	1:40.097	319.1	57:49.144	7	2	7:41.140	4:22.489	1:31.487	1:47.164	290.0	1:01:19.356	
9	1	3:43.422	38.570	1:25.419	<b>1:39.433</b>	318.2	1:01:32.566	8	2	<b>3:53.998</b>	39.064	1:29.981	<b>1:44.953</b>	292.4	1:05:13.354	
10	1	3:48.842 <b>B</b>	<b>36.070</b>	<b>1:23.611</b>	1:49.161	319.1	1:05:21.408	9	2	3:54.827	<b>37.642</b>	<b>1:29.472</b>	1:47.713	292.4	1:09:08.181	
11	1	4:58.936 <b>B</b>	1:41.327	1:25.030	1:52.579	299.7	1:10:20.344	10	2	4:14.604 <b>B</b>	38.996	1:30.122	2:05.486	287.7	1:13:22.785	
12	2	9:25.925 <b>B</b>	5:27.660	1:36.882	2:21.383	278.8	1:19:46.269	11	3	8:09.546 <b>B</b>	4:12.298	1:33.779	2:23.469	290.0	1:21:32.331	
<b>12</b>		<b>Rebellion Racing</b> Lola B12/60 Coupé - Toyota LMP1 1.Nicolas PROST 3.Nick HEIDFELD 2.Neel JANI							1	2	1:18:04.684 <b>B</b>	...	<b>1:50.912</b>	<b>3:02.515</b>	253.3	1:18:04.684
1	2	6:29.728 <b>B</b>	1:40.555	2:30.610	2:18.563	108.4	6:29.728	<b>28</b> <b>Gulf Racing Middle East</b> Lola B12/80 Coupé - Nissan LMP2 1.Fabien GIROIX 3.Keiko IHARA 2.Philippe HAEZEBROUCK								
2	2	6:43.044 <b>B</b>	2:37.985	2:03.361	2:01.698	154.8	13:12.772								1	2
3	2	38:32.762	...	1:33.392	1:49.767	219.0	51:45.534	2	3	15:36.911	...	2:42.534	2:52.197	142.3	29:00.399	
4	2	4:01.663 <b>B</b>	38.915	1:28.549	1:54.199	298.0	55:47.197	3	3	5:40.595 <b>B</b>	46.391	1:57.513	2:56.691	217.2	34:40.994	
<b>30</b>		<b>HVM Status GP</b> Lola B12/80 Coupé - Judd LMP2 1.Johnny MOWLEM 3.Jonathan HIRSCHI 2.Tony BURGESS							1	3	13:23.488 <b>B</b>	6:51.567	3:00.466	3:31.455	120.2	13:23.488
1	3	13:23.488 <b>B</b>	6:51.567	3:00.466	3:31.455	120.2	13:23.488	2	3	15:36.911	...	2:42.534	2:52.197	142.3	29:00.399	
2	3	15:36.911	...	2:42.534	2:52.197	142.3	29:00.399	3	3	5:40.595 <b>B</b>	46.391	1:57.513	2:56.691	217.2	34:40.994	



# 24 HEURES DU MANS 90<sup>ANS</sup> 22-23 JUN 2013



## FIA WEC

### 81<sup>e</sup> Edition des 24 Heures du Mans Qualifying Practice 2

#### Sector Analysis

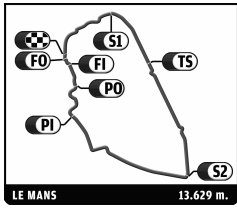
Personal Best    Session Best    B Crossing the finish line in pit lane

Lap	D	Time	Sector 1	Sector 2	Sector 3	T. Spd	Elapsed	Lap	D	Time	Sector 1	Sector 2	Sector 3	T. Spd	Elapsed	
4	3	14:47.451	...	1:39.125	1:57.940	228.2	49:28.445	<b>38</b>	<b>Jota Sport</b>						Zytek Z11SN - Nissan	
5	3	<b>4:14.473</b>	<b>42.628</b>	<b>1:35.097</b>	1:56.748	278.1	53:42.918	1	Simon DOLAN			3.Lucas LUHR			LMP2	
6	3	4:25.922 B	43.460	1:36.704	2:05.758	283.2	58:08.840	2	Oliver TURVEY							
7	2	10:58.425	7:22.569	1:41.790	<b>1:54.066</b>	236.7	1:09:07.265	1	2	6:12.626 B	1:29.133	<b>2:23.895</b>	<b>2:19.598</b>	120.2	6:12.626	
8	2	5:07.400 B	1:00.586	1:35.987	2:30.827	279.5	1:14:14.665	<b>39</b>	<b>DKR Engineering</b>						Lola B11/40 - Judd	
9	1	8:26.897 B	4:05.085	1:38.332	2:43.480	264.5	1:22:41.562	1	Olivier PORTA			3.Romain BRANDELA			LMP2	
<b>31</b> <b>Lotus</b> Lotus T128 LMP2 1. Kevin WEEDA      3.Christophe BOUCHUT 2. James ROSSITER								1	1	1:03:31.701 B	...	<b>2:03.824</b>	<b>2:20.983</b>	187.2	1:03:31.701	
<b>32</b> <b>Lotus</b> Lotus T128 LMP2 1. Thomas HOLZER      3.Jan CHAROUZ 2. Dominik KRAIHAMER								1	3	21:32.580 B	...	2:01.192	2:43.314	178.5	21:32.580	
1	1	5:36.746	1:16.068	2:09.667	2:11.011	140.5	5:36.746	2	3	21:20.978	...	1:45.017	2:15.861	269.1	42:53.558	
2	1	4:37.912	47.635	1:45.176	2:05.101	208.0	10:14.658	3	3	4:34.151	46.876	1:39.498	2:07.777	282.5	47:27.709	
3	1	4:34.374	46.444	1:44.736	2:03.194	201.5	14:49.032	4	3	4:26.771	44.539	1:37.985	2:04.247	283.9	51:54.480	
4	1	4:27.832	46.493	1:40.629	2:00.710	223.5	19:16.864	5	3	4:25.543	43.338	1:37.360	2:04.845	285.4	56:20.023	
5	1	4:23.768	44.241	1:39.200	2:00.327	279.5	23:40.632	6	3	4:37.951 B	43.492	1:37.315	2:17.144	284.7	1:00:57.974	
6	1	4:20.462	43.541	1:38.544	1:58.377	261.9	28:01.094	7	1	6:19.171	2:43.894	1:36.851	<b>1:58.426</b>	255.1	1:07:17.145	
7	1	4:19.390	43.668	1:37.819	1:57.903	242.0	32:20.484	8	1	4:14.168	39.455	1:33.905	2:00.808	285.4	1:11:31.313	
8	1	4:23.776 B	43.276	1:36.590	2:03.910	263.2	36:44.260	9	1	<b>4:11.137</b>	<b>38.015</b>	<b>1:32.500</b>	2:00.622	286.9	1:15:42.450	
9	2	10:11.582	6:36.361	1:38.117	1:57.104	240.9	46:55.842	<b>41</b>	<b>Greaves Motorsport</b>						Zytek Z11SN - Nissan	
10	2	<b>4:12.327</b>	41.605	1:35.343	<b>1:55.379</b>	266.5	51:08.169	1	Tom KIMBER-SMITH			3.Alexander ROSSI			LMP2	
11	2	4:22.454 B	<b>41.483</b>	<b>1:34.292</b>	2:06.679	290.0	55:30.623	1	Eric LUX							
12	2	17:21.965 B	...	1:36.856	2:25.771	268.4	1:12:52.588	2	1	27:33.405 B	...	1:57.999	2:32.433	148.0	27:33.405	
<b>33</b> <b>Level 5 Motorsports</b> HPD ARX 03b - Honda LMP2 1. Scott TUCKER      3.Ryan BRISCOE 2. Marino FRANCHITTI								2	1	35:53.231	...	1:36.033	1:50.361	248.1	1:03:26.636	
1	2	48:36.664	...	1:39.334	1:55.728	198.9	48:36.664	3	1	<b>3:56.487</b>	37.414	1:30.943	<b>1:48.130</b>	286.9	1:07:23.123	
2	2	4:10.025	43.022	1:34.965	1:52.038	227.3	52:46.689	4	1	4:06.923 B	<b>36.454</b>	<b>1:30.220</b>	2:00.249	286.9	1:11:30.046	
3	2	<b>4:03.528</b>	40.690	1:31.878	<b>1:50.960</b>	291.6	56:50.217	<b>42</b>	<b>Greaves Motorsport</b>						Zytek Z11SN - Nissan	
4	2	4:12.964 B	41.372	<b>1:31.571</b>	2:00.021	291.6	1:01:03.181	1	Jann MARDENBOROUGH			3.Michael KRUMM			LMP2	
5	2	7:23.194	3:59.286	1:31.954	1:51.954	288.5	1:08:26.375	2	Lucas ORDONEZ							
6	2	4:14.174 B	<b>38.887</b>	1:31.574	2:03.713	290.0	1:12:40.549	1	3	17:53.469 B	...	1:52.464	2:21.074	188.1	17:53.469	
<b>34</b> <b>Race Performance</b> Oreca 03 - Judd LMP2 1. Michel FREY      3. Jeroen BLEEKEMOLEN 2. Patric NIEDERHAUSER								2	3	25:48.959	...	1:40.909	2:02.989	206.1	43:42.428	
1	2	17:39.567 B	...	1:57.681	2:19.430	184.3	17:39.567	3	3	4:22.322	42.499	1:38.621	2:01.202	224.9	48:04.750	
2	2	34:05.726	...	1:41.437	2:01.820	276.0	51:45.293	4	3	4:37.295 B	42.999	1:36.472	2:17.824	228.2	52:42.045	
3	2	4:14.093	43.614	1:35.022	<b>1:55.457</b>	289.3	55:59.386	5	3	9:40.652	6:15.471	1:36.471	<b>1:48.710</b>	231.6	1:02:22.697	
4	2	<b>4:12.611</b>	<b>42.607</b>	<b>1:34.488</b>	1:55.516	290.8	1:00:11.997	6	3	<b>3:58.807</b>	<b>39.257</b>	1:30.099	1:49.451	292.4	1:06:21.504	
5	2	4:29.968 B	43.686	1:37.367	2:08.915	287.7	1:04:41.965	7	3	4:12.011 B	39.320	<b>1:29.514</b>	2:03.177	291.6	1:10:33.515	
<b>35</b> <b>OAK Racing</b> Morgan - Nissan LMP2 1. Bertrand BAGUETTE      3. Martin PLOWMAN 2. Ricardo GONZALEZ								8	1	9:08.813 B	4:59.217	1:38.391	2:31.205	285.4	1:19:42.328	
1	3	41:43.226 B	...	<b>1:38.513</b>	<b>2:08.591</b>	230.2	41:43.226	<b>43</b>	<b>Morand Racing</b>						Morgan - Judd	
<b>36</b> <b>Signatech Alpine</b> Alpine - Nissan LMP2 1. Nelson PANCIATICI      3. Tristan GOMMENDY 2. Pierre RAGUES								1	2	19:10.236 B	...	<b>1:58.765</b>	<b>2:20.804</b>	165.9	19:10.236	
1	2	6:03.299 B	1:23.333	2:23.780	2:16.186	113.2	6:03.299	1	Natacha GACHNANG			3.Olivier LOMBARD			LMP2	
2	2	45:16.634	...	1:37.317	1:57.356	242.0	51:19.933	2	Franck MAILLEUX							
3	2	4:07.315	40.672	1:33.733	1:52.910	288.5	55:27.248	1	2	12:18.326 B	7:36.292	<b>2:10.183</b>	<b>2:31.851</b>	168.0	12:18.326	
4	2	<b>4:06.213</b>	<b>40.585</b>	<b>1:33.699</b>	<b>1:51.929</b>	286.2	59:33.461	<b>45</b>	<b>OAK Racing</b>						Morgan - Nissan	
5	2	4:24.375 B	41.369	1:35.999	2:07.007	286.2	1:03:57.836	1	Jacques NICOLET			3.Philippe MONDOLOT			LMP2	
								2	Jean-Marc MERLIN							
								1	1	12:18.326 B	7:36.292	<b>2:10.183</b>	<b>2:31.851</b>	168.0	12:18.326	
<b>37</b> <b>KCMG</b> Morgan - Nissan LMP2 1. Alexandre IMPERATORI      3. Matthew HOWSON 2. Ho-Pin TUNG								1	2	55:59.145 B	...	1:39.837	2:04.951	259.4	55:59.145	
1	2	5:48.533 B	41.369	1:35.999	2:07.007	286.2	1:03:57.836	2	3	5:42.712 B	1:47.785	1:41.835	2:13.092	263.2	1:01:41.857	
2	2	4:54.065 B	<b>59.583</b>	<b>1:36.041</b>	2:18.441	286.9	1:18:05.429	3	1	5:40.974 B	2:01.025	1:37.633	<b>2:02.316</b>	242.0	1:07:22.831	
3	1	5:48.533 B	41.369	1:35.999	2:07.007	286.2	1:03:57.836	4	2	5:48.533 B	2:03.989	1:36.178	2:08.366	290.0	1:13:11.364	
4	2	4:54.065 B	<b>59.583</b>	<b>1:36.041</b>	2:18.441	286.9	1:18:05.429	5	2	4:54.065 B	<b>59.583</b>	<b>1:36.041</b>	2:18.441	286.9	1:18:05.429	



# 24 HEURES DU MANS 90<sup>ANS</sup>

## 22-23 JUN 2013



### FIA WEC

#### 81<sup>e</sup> Edition des 24 Heures du Mans

#### Qualifying Practice 2

#### Sector Analysis

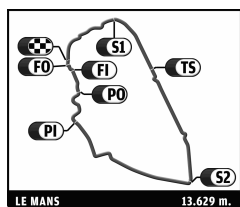
Personal Best Session Best B Crossing the finish line in pit lane

Lap	D	Time	Sector 1	Sector 2	Sector 3	T. Spd	Elapsed	Lap	D	Time	Sector 1	Sector 2	Sector 3	T. Spd	Elapsed						
<b>49</b>	<b>Pecom Racing</b> 1. Luis PEREZ COMPANC 3. Nicolas MINASSIAN 2. Pierre KAFFER Oreca 03 - Nissan LMP2							<b>67</b>							<b>IMSA Performance Matmut</b> 1. Pascal GIBON 3. Wolf HENZLER 2. Patrice MILESI Porsche 911 GT3 RSR LMGTE Am						
1	2	20:42.543	B	...	1:47.792	2:05.905	211.3	20:42.543	1	2	19:49.887	B	...	2:10.393	2:36.333	162.2	19:49.887				
2	2	43:11.598	...	...	1:37.028	1:50.669	271.1	1:03:54.141	2	2	9:18.270	5:02.114	1:57.918	2:18.238	185.6	29:08.157					
3	2	<b>4:00.127</b>	<b>38.357</b>	<b>1:32.578</b>	<b>1:49.192</b>	286.9	1:07:54.268	3	2	5:04.863	B	48.517	1:53.008	2:23.338	207.2	34:13.020					
4	2	4:20.144	B	38.823	1:33.366	2:07.955	286.9	1:12:14.412	4	1	21:31.678	...	1:50.051	<b>2:08.489</b>	213.8	55:44.698					
5	1	4:49.365	B	...	...	...	...	1:00:34.063	5	1	4:49.365	B	<b>44.983</b>	1:42.681	2:21.701	261.9	1:00:34.063				
6	3	11:34.824	B	7:35.594	<b>1:42.301</b>	2:16.929	204.5	1:12:08.887	6	3	11:34.824	B	7:35.594	<b>1:42.301</b>	2:16.929	204.5	1:12:08.887				
<b>50</b>	<b>Larbre Competition</b> 1. Patrick BORNHAUSER 3. Ricky TAYLOR 2. Julien CANAL Chevrolet Corvette C6-ZR1 LMGTE Am							<b>70</b>							<b>Larbre Competition</b> 1. Cooper MacNEIL 3. Philippe DUMAS 2. Manuel RODRIGUES Chevrolet Corvette C6-ZR1 LMGTE Am						
1	1	29:14.133	B	...	1:55.879	2:19.274	197.4	29:14.133	1	3	21:11.115	B	...	1:56.100	2:20.005	210.5	21:11.115				
2	1	10:12.380	6:20.310	1:46.901	2:05.169	224.0	39:26.513	2	3	8:04.544	4:17.821	1:44.901	<b>2:01.822</b>	234.2	29:15.659						
3	1	<b>4:31.216</b>	44.999	<b>1:43.228</b>	<b>2:02.989</b>	228.2	43:57.729	3	3	4:32.706	B	<b>43.029</b>	<b>1:41.606</b>	2:08.071	257.0	33:48.365					
4	1	4:39.815	B	<b>44.715</b>	1:43.985	2:11.115	206.8	48:37.544	4	2	8:21.082	4:21.497	1:49.883	2:09.702	206.5	42:09.447					
5	2	<b>4:38.739</b>	45.206	1:45.632	2:07.901	242.0	46:48.186	5	2	4:48.665	B	45.037	1:45.569	2:18.059	231.6	51:36.851					
6	2	4:48.665	B	45.037	1:45.569	2:18.059	231.6	51:36.851	6	2	4:48.665	B	45.037	1:45.569	2:18.059	231.6	51:36.851				
<b>51</b>	<b>AF Corse</b> 1. Gianmaria BRUNI 3. Matteo MALUCELLI 2. Giancarlo FISICHELLA Ferrari 458 Italia LMGTE Pro							<b>71</b>							<b>AF Corse</b> 1. Olivier BERETTA 3. Toni VILANDER 2. Kamui KOBAYASHI Ferrari 458 Italia LMGTE Pro						
1	3	15:49.212	B	...	2:04.381	2:15.737	177.6	15:49.212	1	3	11:48.377	B	6:55.947	2:27.687	2:24.743	130.7	11:48.377				
2	3	31:56.504	...	...	1:41.542	1:59.789	261.9	47:45.716	2	1	34:12.329	...	1:46.204	2:05.224	227.3	46:00.706					
3	3	4:21.930	43.311	1:39.518	1:59.101	262.6	52:07.646	3	1	<b>4:25.740</b>	<b>43.823</b>	<b>1:40.384</b>	<b>2:01.533</b>	249.3	50:26.446						
4	3	<b>4:20.620</b>	43.437	1:38.919	<b>1:58.264</b>	262.6	56:28.266	4	1	4:45.615	B	44.650	1:41.455	2:19.510	248.7	55:12.061					
5	3	4:34.090	B	44.526	1:40.236	2:09.328	241.5	1:01:02.356	5	2	4:48.665	B	45.037	1:45.569	2:18.059	231.6	51:36.851				
6	3	13:09.796	9:19.275	1:39.205	2:11.316	271.1	1:14:12.152	6	3	5:02.552	B	40.671	1:47.109	2:34.772	266.5	1:23:39.617					
7	3	4:24.913	<b>40.323</b>	<b>1:38.525</b>	2:06.065	281.0	1:18:37.065	7	3	4:24.913	<b>40.323</b>	<b>1:38.525</b>	2:06.065	281.0	1:18:37.065						
8	3	5:02.552	B	40.671	1:47.109	2:34.772	266.5	1:23:39.617	8	3	5:02.552	B	40.671	1:47.109	2:34.772	266.5	1:23:39.617				
<b>53</b>	<b>SRT Motorsports</b> 1. Ryan DALZIEL 3. Marc GOOSSENS 2. Dominik FARNBACHER Viper GTS-R LMGTE Pro							<b>73</b>							<b>Corvette Racing</b> 1. Jan MAGNUSSEN 3. Jordan TAYLOR 2. Antonio GARCIA Chevrolet Corvette C6-ZR1 LMGTE Pro						
1	3	12:44.696	B	7:54.922	<b>2:19.714</b>	<b>2:30.060</b>	154.8	12:44.696	1	1	1:04:57.525	...	1:42.913	1:56.255	218.1	1:04:57.525					
2	1	<b>4:11.034</b>	40.469	1:37.138	<b>1:53.427</b>	279.5	1:09:08.559	2	1	<b>4:11.034</b>	40.469	1:37.138	<b>1:53.427</b>	279.5	1:09:08.559						
3	1	4:29.429	B	<b>40.133</b>	<b>1:36.295</b>	2:13.001	282.5	1:13:37.988	3	1	4:29.429	B	<b>40.133</b>	<b>1:36.295</b>	2:13.001	282.5	1:13:37.988				
4	1	9:05.828	B	4:46.145	1:45.575	2:34.108	226.8	1:22:43.816	4	1	9:05.828	B	4:46.145	1:45.575	2:34.108	226.8	1:22:43.816				
<b>55</b>	<b>AF Corse</b> 1. Piergiuseppe PERAZZINI 3. Darryl O'YOUNG 2. Lorenzo CASE Ferrari 458 Italia LMGTE Am							<b>74</b>							<b>Corvette Racing</b> 1. Oliver GAVIN 3. Richard WESTBROOK 2. Tommy MILNER Chevrolet Corvette C6-ZR1 LMGTE Pro						
1	3	17:28.759	...	1:57.639	2:16.521	184.3	17:28.759	1	3	6:44.813	2:25.856	2:09.373	2:09.584	148.4	6:44.813						
2	3	4:54.069	B	45.663	1:46.776	2:21.630	234.2	22:22.828	2	3	4:56.672	49.375	2:00.324	2:06.973	173.9	11:41.485					
3	2	39:34.980	...	1:42.196	2:05.050	252.2	1:01:57.808	3	3	4:57.093	46.573	2:04.386	2:06.134	214.6	16:38.578						
4	2	<b>4:22.194</b>	42.965	1:38.800	<b>2:00.429</b>	272.5	1:06:20.002	4	3	4:39.372	46.169	1:47.706	2:05.497	208.0	21:17.950						
5	2	4:24.529	43.576	<b>1:38.375</b>	2:02.578	278.8	1:10:44.531	5	3	4:35.105	44.933	1:45.336	2:04.836	232.1	25:53.055						
6	2	4:34.268	41.677	1:41.133	2:11.458	278.1	1:15:18.799	6	3	4:32.396	45.516	1:42.822	2:04.058	224.0	30:25.451						
7	2	4:39.658	B	<b>41.634</b>	1:39.533	2:18.491	280.3	1:19:58.457	7	3	4:29.385	44.650	1:41.758	2:02.977	239.3	34:54.836					
<b>61</b>	<b>AF Corse</b> 1. Jack GERBER 3. Marco CIOCI 2. Matt GRIFFIN Ferrari 458 Italia LMGTE Am							<b>75</b>							<b>Prospeed Racing</b> 1. Emmanuel COLLARD 3. Sébastien CRUBILE 2. François PERRODO Porsche 911 GT3 RSR LMGTE Am						
1	2	32:34.258	...	1:47.454	2:04.716	187.8	32:34.258	1	1	8:26.264	B	3:40.103	2:21.316	<b>2:24.845</b>	119.9	8:26.264					
2	2	4:27.509	44.414	1:40.966	2:02.129	229.7	37:01.767	2	1	1:05:52.538	B	...	<b>1:46.632</b>	2:48.035	196.7	1:14:18.802					
3	2	4:25.190	43.890	1:39.938	2:01.362	249.8	41:26.957	3	3	4:21.574	<b>43.140</b>	<b>1:38.446</b>	1:59.988	278.8	1:07:25.500						
4	2	4:34.475	B	<b>43.649</b>	1:40.432	2:10.394	229.7	46:01.432	4	3	4:42.711	B	44.931	1:39.743	2:18.037	234.7	1:12:08.211				
5	2	7:09.067	3:27.175	1:40.849	<b>2:01.043</b>	218.1	53:10.499	5	3	4:21.574	<b>43.140</b>	<b>1:38.446</b>	1:59.988	278.8	1:07:25.500						
6	2	4:26.362	43.889	1:40.923	2:01.550	261.9	57:36.861	6	3	4:21.574	<b>43.140</b>	<b>1:38.446</b>	1:59.988	278.8	1:07:25.500						
7	2	<b>4:24.987</b>	44.090	1:39.537	2:01.360	255.1	1:02:01.848	7	3	4:21.574	<b>43.140</b>	<b>1:38.446</b>	1:59.988	278.8	1:07:25.500						
8	2	4:45.676	B	45.209	<b>1:38.977</b>	2:21.490	262.6	1:06:47.524	8	3	4:42.711	B	44.931	1:39.743	2:18.037	234.7	1:12:08.211				
<b>66</b>	<b>JMW Motorsport</b> 1. Andrea BERTOLINI 3. Khaled AL QUBAISI 2. Abdulaziz Turki AL FAISAL Ferrari 458 Italia LMGTE Pro							<b>75</b>							<b>Prospeed Racing</b> 1. Emmanuel COLLARD 3. Sébastien CRUBILE 2. François PERRODO Porsche 911 GT3 RSR LMGTE Am						
1	1	1:20:55.526	B	...	<b>1:47.784</b>	2:31.090	227.3	1:20:55.526	1	1	8:26.264	B	3:40.103	2:21.316	<b>2:24.845</b>	119.9	8:26.264				
2	1	1:05:52.538	B	...	<b>1:46.632</b>	2:48.035	196.7	1:14:18.802	2	1	1:05:52.538	B	...	<b>1:46.632</b>	2:48.035	196.7	1:14:18.802				



# 24 HEURES DU MANS 90<sup>ANS</sup>

## 22-23 JUN 2013



### FIA WEC

### 81<sup>e</sup> Edition des 24 Heures du Mans

### Qualifying Practice 2

### Sector Analysis

■ Personal Best ■ Session Best ■ Crossing the finish line in pit lane

Lap	D	Time	Sector 1	Sector 2	Sector 3	T. Spd	Elapsed	Lap	D	Time	Sector 1	Sector 2	Sector 3	T. Spd	Elapsed
76	IMS Performance Matmut		Porsche 911 GT3 RSR					7	2	4:40.354 B	44.980	1:40.464	2:14.910	252.8	48:03.488
	1. Raymond NARAC		3. Jean-Karl VERNAY					8	2	5:17.637	1:38.290	1:39.229	2:00.118	259.4	53:21.125
	2. Christophe BOURRET		LMGTE Am					9	2	4:21.585	43.608	1:38.482	1:59.495	263.2	57:42.710
1	3	20:22.051	...	1:58.954	2:15.183	177.1	20:22.051	10	2	4:19.486	42.693	1:37.895	1:58.898	284.7	1:02:02.196
2	3	4:49.615 B	46.387	1:48.839	2:14.389	197.4	25:11.666	11	2	4:20.952	43.349	1:38.004	1:59.599	283.2	1:06:23.148
77	Dempsey Del Piero-Praton		Porsche 911 GT3 RSR					12	2	4:22.582	42.230	1:37.661	2:02.691	285.4	1:10:45.730
	1. Patrick DEMPSEY		3. Patrick LONG					13	2	4:28.492	41.547	1:39.646	2:07.299	280.3	1:15:14.222
	2. Joe FOSTER		LMGTE Am					14	2	4:45.426 B	41.677	1:40.506	2:23.243	276.0	1:19:59.648
1	3	23:21.175 B	...	1:59.383	2:24.593	181.5	23:21.175								
2	3	59:18.851 B	...	2:01.370	3:18.496	248.1	1:22:40.026								
81	8 Star Motorsports		Ferrari 458 Italia					1	3	10:19.370 B	5:33.258	2:15.994	2:30.118	175.6	10:19.370
	1. Vicente POTOLICCHIO		3. Jason BRIGHT					2	3	34:54.829	...	1:46.069	2:04.192	185.9	45:14.199
	2. Rui AGUAS		LMGTE Am					3	3	4:29.163	45.058	1:41.002	2:03.103	236.7	49:43.362
1	3	19:52.213 B	...	1:58.141	2:17.583	193.5	19:52.213	4	3	4:32.866 B	44.102	1:39.632	2:09.132	269.1	54:16.228
2	3	10:14.405	6:21.468	1:47.423	2:05.514	219.9	30:06.618	5	3	6:31.206	2:53.710	1:38.256	1:59.240	274.6	1:00:47.434
3	3	4:28.857	44.894	1:41.724	2:02.239	271.1	34:35.475	6	3	4:18.829	42.783	1:37.298	1:58.748	277.4	1:05:06.263
4	3	4:24.505	43.923	1:40.373	2:00.209	256.4	38:59.980	7	3	4:21.245	44.055	1:38.000	1:59.190	273.2	1:09:27.508
5	3	4:24.002	45.139	1:39.152	1:59.711	247.0	43:23.982	8	3	4:47.641 B	42.662	1:38.344	2:26.635	276.7	1:14:15.149
6	3	4:39.874 B	44.578	1:41.084	2:14.212	251.0	48:03.856								
88	Proton Competition		Porsche 911 GT3 RSR					1	3	6:18.887 B	1:42.885	2:19.940	2:16.062	124.2	6:18.887
	1. Christian RIED		3. Paolo RUBERTI					2	3	11:39.104	7:47.267	1:48.152	2:03.685	222.6	17:57.991
	2. Gianluca RODA		LMGTE Am					3	3	4:28.280	43.797	1:42.753	2:01.730	256.4	22:26.271
1	2	1:01:43.322 B	...	1:55.939	2:20.961	170.6	1:01:43.322	4	3	4:34.581	43.418	1:50.075	2:01.088	169.8	27:00.852
2	2	18:51.387 B	...	1:53.641	2:38.829	200.0	1:20:34.709	5	3	4:25.834	43.867	1:40.587	2:01.380	270.4	31:26.686
91	Porsche AG Team Manthey		Porsche 911 RSR					6	3	4:34.947 B	43.070	1:40.062	2:11.815	262.6	36:01.633
	1. Jörg BERGMEISTER		3. Timo BERNHARD					7	3	8:49.976	5:10.136	1:39.076	2:00.764	272.5	44:51.609
	2. Patrick PILET		LMGTE Pro					8	3	4:36.319 B	45.269	1:40.892	2:10.158	263.9	49:27.928
1	3	14:53.154 B	...	2:00.412	2:12.614	139.0	14:53.154	9	3	25:52.273 B	...	1:39.859	2:34.298	266.5	1:15:20.201
2	3	24:25.024	...	1:40.687	1:59.664	221.2	39:18.178								
3	3	4:22.925	43.182	1:40.791	1:58.952	238.8	43:41.103								
4	3	4:19.892	42.857	1:38.734	1:58.301	240.9	48:00.995								
5	3	4:17.996	42.964	1:37.982	1:57.050	243.1	52:18.991								
6	3	4:28.251 B	43.121	1:38.497	2:06.633	222.6	56:47.242								
92	Porsche AG Team Manthey		Porsche 911 RSR					1	1	11:43.489 B	7:13.738	2:09.042	2:20.709	121.7	11:43.489
	1. Marc LIEB		3. Romain DUMAS					2	2	6:17.518 B	1:52.246	2:08.581	2:16.691	139.9	6:17.518
	2. Richard LIETZ		LMGTE Pro					2	2	13:17.863	9:31.030	1:44.732	2:02.101	212.5	19:35.381
1	2	6:31.208 B	1:27.517	2:30.827	2:32.864	103.7	6:31.208	3	2	4:25.980	43.065	1:42.766	2:00.149	220.8	24:01.361
2	2	10:19.922	6:08.330	2:02.997	2:08.595	168.8	16:51.130	4	2	4:24.866	43.472	1:40.687	2:00.707	252.2	28:26.227
3	2	4:33.049	44.818	1:45.680	2:02.551	208.8	21:24.179	5	2	4:33.097 B	43.025	1:40.047	2:10.025	269.1	32:59.324
4	2	4:29.096	43.135	1:41.490	2:04.471	237.8	25:53.275	6	2	6:02.403	2:25.254	1:39.911	1:57.238	240.4	39:01.727
5	2	4:58.998 B	45.912	1:45.857	2:27.229	227.3	30:52.273	7	2	4:17.862	42.833	1:37.801	1:57.228	275.3	43:19.589
93	SRT Motorsports		Viper GTS-R					8	2	4:30.006 B	42.380	1:39.695	2:07.931	273.9	47:49.595
	1. Jonathan BOMARITO		3. Kuno WITTMER					9	2	16:53.617	...	1:37.060	1:56.598	274.6	1:04:43.212
	2. Tommy KENDALL		LMGTE Pro					10	2	4:23.407 B	41.596	1:37.543	2:04.268	276.0	1:09:06.619
1	1	15:38.009 B	...	1:57.138	2:20.229	177.1	15:38.009								
95	Aston Martin Racing		Aston Martin Vantage V8												
	1. Christoffer NYGAARD		3. Allan SIMONSEN												
	2. Kristian POULSEN		LMGTE Am												
1	2	6:28.040 B	1:06.629	2:39.829	2:41.582	118.0	6:28.040								
2	2	18:57.434	...	1:57.332	2:24.122	186.8	25:25.474								
3	2	4:32.903	45.653	1:43.169	2:04.081	235.2	29:58.377								
4	2	4:28.078	44.381	1:40.731	2:02.966	252.8	34:26.455								
5	2	4:28.558	44.372	1:40.988	2:03.198	261.3	38:55.013								
6	2	4:28.121	44.156	1:40.730	2:03.235	251.6	43:23.134								