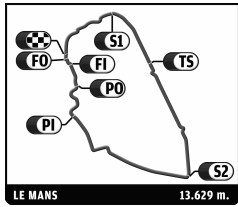




24 HEURES DU MANS 90^{ANS}

22-23 JUN 2013



FIA WEC

81^e Edition des 24 Heures du Mans

Qualifying Practice 1

Night Session

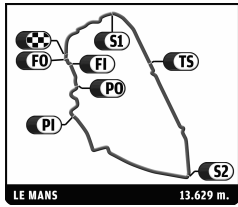
Sector Analysis

											Personal Best		Session Best		B Crossing the finish line in pit lane		
Lap	D	Time	Sector 1	Sector 2	Sector 3	T. Spd	Elapsed	Lap	D	Time	Sector 1	Sector 2	Sector 3	T. Spd	Elapsed		
1	Audi Sport Team Joest		Audi R18 e-tron quattro														
	1. André LOTTERER		3. Benoit TRÉLUYER		LMP1												
	2. Marcel FÄSSLER																
	1	3	4:12.775	1:03.357	1:28.933	1:40.485	301.3	4:12.775	16	2	5:00.423	2:02.816	1:21.242	1:36.365	322.0	1:03:59.671	
	2	3	3:33.196	35.138	1:22.543	1:35.515	319.1	7:45.971	17	2	4:38.620 B	38.437	1:41.622	2:18.561	248.7	1:08:38.291	
	3	3	3:30.753	32.951	1:22.428	1:35.374	316.3	11:16.724									
	4	3	3:28.779	32.842	1:20.074	1:35.863	321.0	14:45.503									
	5	3	3:40.166 B	33.167	1:22.157	1:44.842	298.0	18:25.669									
	6	1	8:46.820	5:47.152	1:23.556	1:36.112	314.5	27:12.489									
	7	1	3:25.856	32.246	1:19.872	1:33.738	322.9	30:38.345									
	8	1	3:32.117	32.141	1:20.235	1:39.741	324.9	34:10.462									
	9	1	3:30.361	32.880	1:22.051	1:35.430	322.0	37:40.823									
	10	1	3:26.944	32.253	1:20.223	1:34.468	322.9	41:07.767									
	11	1	3:25.474	32.058	1:20.458	1:32.958	321.0	44:33.241									
	12	1	3:44.373 B	33.361	1:20.719	1:50.293	322.0	48:17.614									
	13	1	7:05.106	4:05.811	1:23.389	1:35.906	318.2	55:22.720									
	14	1	3:32.908	32.679	1:21.970	1:38.259	318.2	58:55.628									
15	1	3:30.364	34.093	1:21.415	1:34.856	318.2	1:02:25.992										
16	1	4:15.228 B	32.963	1:24.376	2:17.889	319.1	1:06:41.220										
2	Audi Sport Team Joest		Audi R18 e-tron quattro														
	1. Tom KRISTENSEN		3. Allan McNISH		LMP1												
	2. Loïc DUVAL																
	1	2	3:56.916	53.400	1:24.288	1:39.228	316.3	3:56.916									
	2	2	3:23.169	32.154	1:19.529	1:31.486	319.1	7:20.085									
	3	2	3:22.349	31.986	1:19.184	1:31.179	322.9	10:42.434									
	4	2	3:35.318	35.091	1:23.161	1:37.066	323.9	14:17.752									
	5	2	4:00.626 B	32.712	1:20.944	2:06.970	324.9	18:18.378									
	6	3	5:56.207	2:53.199	1:24.224	1:38.784	316.3	24:14.585									
	7	3	3:33.169	34.343	1:21.782	1:37.044	321.0	27:47.754									
	8	3	3:31.906	33.197	1:21.796	1:36.913	322.0	31:19.660									
	9	3	3:32.886	33.000	1:23.244	1:36.642	322.9	34:52.546									
	10	3	3:43.657 B	33.215	1:21.298	1:49.144	322.9	38:36.203									
	11	1	4:55.800	1:51.331	1:24.942	1:39.527	317.2	43:32.003									
	12	1	3:43.731	34.086	1:22.550	1:47.095	320.1	47:15.734									
	13	1	3:32.918	33.934	1:21.882	1:37.102	318.2	50:48.652									
	14	1	3:31.287	33.484	1:21.472	1:36.331	320.1	54:19.939									
15	1	3:39.585 B	32.868	1:21.134	1:45.583	322.0	57:59.524										
16	1	5:21.242	2:17.993	1:23.638	1:39.611	320.1	1:03:20.766										
17	1	4:06.974 B	32.815	1:29.383	2:04.776	322.9	1:07:27.740										
7	Toyota Racing		Toyota TS030 - Hybrid														
	1. Alexander WURZ		3. Kazuki NAKAJIMA		LMP1												
	2. Nicolas LAPIERRE																
	1	3	3:58.628	52.967	1:25.621	1:40.040	310.9	3:58.628									
	2	3	3:27.514	33.204	1:20.546	1:33.764	320.1	7:26.142									
	3	3	3:26.676	32.866	1:20.204	1:33.606	321.0	10:52.818									
	4	3	3:31.129	33.766	1:20.799	1:36.564	322.9	14:23.947									
	5	3	3:27.087	32.710	1:20.323	1:34.054	322.9	17:51.034									
	6	3	3:44.660 B	33.842	1:21.873	1:48.945	321.0	21:35.694									
	7	2	9:11.832	6:08.054	1:25.535	1:38.243	315.4	30:47.526									
	8	2	3:37.284	33.428	1:21.780	1:42.076	318.2	34:24.810									
	9	2	3:38.057	34.041	1:25.386	1:38.630	321.0	38:02.867									
	10	2	3:40.679	33.237	1:24.668	1:42.774	321.0	41:43.546									
	11	2	3:42.089	35.765	1:25.845	1:40.479	314.5	45:25.635									
	12	2	3:31.074	33.104	1:21.136	1:36.834	317.2	48:56.709									
	13	2	3:30.176	33.293	1:21.169	1:35.714	318.2	52:26.885									
	14	2	3:32.737	35.270	1:22.341	1:35.126	317.2	55:59.622									
15	2	3:33.006	32.970	1:20.905	1:39.131	322.9	59:32.628										
16	2	3:33.978	33.449	1:21.794	1:38.735	321.0	1:03:06.606										
17	2	4:07.637 B	33.952	1:31.424	2:02.261	321.0	1:07:14.243										
8	Toyota Racing		Toyota TS030 - Hybrid														
	1. Anthony DAVIDSON		3. Stéphane SARRAZIN		LMP1												
	2. Sébastien BUEMI																
	1	3	4:27.966	1:17.139	1:27.527	1:43.300	306.5	4:27.966									
	2	3	3:36.234	34.132	1:23.053	1:39.049	321.0	8:04.200									
	3	3	3:31.432	34.685	1:21.804	1:34.943	319.1	11:35.632									
	4	3	3:30.841	33.571	1:21.611	1:35.659	321.0	15:06.473									
	5	3	3:46.393 B	36.110	1:23.097	1:47.186	321.0	18:52.866									
	6	1	5:02.376	2:00.501	1:22.753	1:39.122	317.2	23:55.242									
	7	1	3:32.956	33.985	1:22.339	1:36.632	317.2	27:28.198									
	8	1	3:35.386	33.557	1:22.182	1:39.647	320.1	31:03.584									
	9	1	3:32.207	34.495	1:21.391	1:36.321	321.0	34:35.791									
	10	1	3:45.436 B	33.958	1:21.913	1:49.565	322.0	38:21.227									
	12	Rebellion Racing		Lola B12/60 Coupé - Toyota													
		1. Nicolas PROST		3. Nick HEIDFELD		LMP1											
		2. Neel JANI															
		1	3	7:58.249	4:51.838	1:25.502	1:40.909	298.8	7:58.249								
2		3	3:30.423	32.990	1:21.914	1:35.519	306.5	11:28.672									
3		3	3:50.389	35.411	1:24.275	1:50.703	303.0	15:19.061									
4		3	3:36.644	32.824	1:21.376	1:42.444	309.1	18:55.705									
5		3	3:46.978 B	32.798	1:25.592	1:48.588	309.1	22:42.683									
6		2	5:43.704	2:29.340	1:25.373	1:48.991	304.7	28:26.387									
7		2	3:55.657	34.151	1:23.279	1:58.227	303.9	32:22.044									
8		2	3:37.446	33.242	1:22.746	1:41.458	304.7	35:59.490									
9		2	3:44.414 B	33.155	1:23.101	1:48.158	307.3	39:43.904									
10		1	5:53.797	2:41.088	1:26.871	1:45.838	279.5	45:37.701									
11		1	3:49.338	36.217	1:31.147	1:41.974	271.8	49:27.039									
12		1	3:41.075	33.727	1:25.636	1:41.712	307.3	53:08.114									
13		1	3:37.145	33.921	1:24.121	1:39.103	304.7	56:45.259									
14		1	3:35.468	33.692	1:23.525	1:38.251	307.3	1:00:20.727									
15	1	3:44.360	34.160	1:25.208	1:44.992	306.5	1:04:05.087										
16	1	5:10.595 B	46.063	1:54.731	2:29.801	222.1	1:09:15.682										



24 HEURES DU MANS 90^{ANS}

22-23 JUN 2013



FIA WEC

81^e Edition des 24 Heures du Mans

Qualifying Practice 1

Night Session

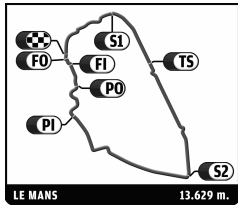
Sector Analysis

Lap	D	Time	Sector 1	Sector 2	Sector 3	T. Spd	Elapsed	Lap	D	Time	Sector 1	Sector 2	Sector 3	T. Spd	Elapsed
13 Rebellion Racing Lola B12/60 Coupé - Toyota 1.Andrea BELICCHI 3.Cong Fu CHENG 2.Mathias BECHE LMP1															
1	1	7:17.948	4:10.983	1:25.895	1:41.070	297.2	7:17.948	4	2	3:40.925	34.474	1:26.384	1:40.067	294.8	15:05.754
2	1	3:32.167	33.138	1:23.015	1:36.014	308.2	10:50.115	5	2	4:09.913 B	39.630	1:29.266	2:01.017	294.8	19:15.667
3	1	3:35.056	33.634	1:22.933	1:38.489	310.0	14:25.171	6	3	6:57.040	3:36.790	1:30.696	1:49.554	290.0	26:12.707
4	1	3:45.966 B	33.106	1:22.291	1:50.569	310.9	18:11.137	7	3	3:53.779	36.159	1:29.261	1:48.359	294.0	30:06.486
5	1	8:09.915	5:01.987	1:25.102	1:42.826	303.0	26:21.052	8	3	3:51.994	36.374	1:28.950	1:46.670	294.8	33:58.480
6	1	3:43.342	33.544	1:23.922	1:45.876	309.1	30:04.394	9	3	3:51.174	36.093	1:29.384	1:45.697	293.2	37:49.654
7	1	4:10.217	59.825	1:25.733	1:44.659	299.7	34:14.611	10	3	3:52.258	35.809	1:28.063	1:48.386	294.8	41:41.912
8	1	3:39.048	35.098	1:25.981	1:37.969	276.0	37:53.659	11	3	3:54.919	36.891	1:30.797	1:47.231	293.2	45:36.831
9	1	3:56.792 B	34.516	1:25.841	1:56.435	312.7	41:50.451	12	3	3:53.651	36.437	1:32.175	1:45.039	291.6	49:30.482
10	3	5:44.824	2:28.207	1:30.152	1:46.465	307.3	47:35.275	13	3	4:06.206 B	35.649	1:28.443	2:02.114	295.6	53:36.688
11	3	3:43.386	35.086	1:26.028	1:42.272	309.1	51:18.661	14	1	7:02.285	3:30.733	1:38.714	1:52.838	286.9	1:00:38.973
12	3	3:39.377	34.156	1:24.260	1:40.961	310.0	54:58.038	15	1	4:19.618 B	37.620	1:32.913	2:09.085	293.2	1:04:58.591
13	3	3:44.421	34.625	1:26.595	1:43.201	308.2	58:42.459								
14	3	3:40.468	33.864	1:23.547	1:43.057	308.2	1:02:22.927								
15	3	4:16.825 B	33.814	1:25.761	2:17.250	309.1	1:06:39.752								
21 Strakka Racing HPD ARX 03c - Honda 1.Nick LEVENTIS 3.Jenny KANE 2.Danny WATTS LMP1															
1	2	20:59.080	...	1:28.166	1:42.623	307.3	20:59.080								
2	2	3:41.290	34.544	1:24.632	1:42.114	312.7	24:40.370								
3	2	3:36.547	34.229	1:23.575	1:38.743	315.4	28:16.917								
4	2	3:37.174	33.835	1:24.294	1:39.045	313.6	31:54.091								
5	2	3:51.378 B	33.848	1:25.581	1:51.949	312.7	35:45.469								
6	1	5:55.778	2:30.974	1:31.752	1:53.052	283.2	41:41.247								
7	1	3:57.906	37.347	1:29.027	1:51.532	310.9	45:39.153								
8	1	4:03.254	38.324	1:31.039	1:53.891	311.8	49:42.407								
9	1	3:59.054	39.392	1:29.583	1:50.079	307.3	53:41.461								
10	1	4:14.857 B	37.246	1:29.521	2:08.090	308.2	57:56.318								
11	3	5:53.411	2:39.986	1:28.349	1:45.076	271.8	1:03:49.729								
12	3	4:45.611 B	37.589	1:48.418	2:19.604	188.5	1:08:35.340								
24 OAK Racing Morgan - Nissan 1.Olivier PLA 3.Alex BRUNDLE 2.David HEINEMEIER HANSSON LMP2															
1	1	6:45.039	3:30.447	1:30.456	1:44.136	287.7	6:45.039								
2	1	3:40.780	34.422	1:25.984	1:40.374	298.0	10:25.819								
3	1	3:45.570	37.106	1:26.578	1:41.886	288.5	14:11.389								
4	1	3:47.209	36.180	1:28.377	1:42.652	295.6	17:58.598								
5	1	3:56.809 B	35.402	1:27.934	1:53.473	299.7	21:55.407								
6	3	9:32.079	6:16.861	1:30.039	1:45.179	292.4	31:27.486								
7	3	3:48.903	35.936	1:28.043	1:44.924	295.6	35:16.389								
8	3	3:47.495	35.836	1:28.750	1:42.909	297.2	39:03.884								
9	3	3:47.232	37.136	1:27.487	1:42.609	295.6	42:51.116								
10	3	4:06.418 B	35.526	1:27.906	2:02.986	299.7	46:57.534								
11	2	7:58.893		1:52.099	2:54.567	294.8	54:56.427								
12	2	3:58.642	39.038	1:30.554	1:49.050	297.2	58:55.069								
13	2	3:57.418	37.756	1:33.020	1:46.642	296.4	1:02:52.487								
14	2	4:19.283 B	36.685	1:35.905	2:06.693	294.0	1:07:11.770								
25 Delta-ADR Oreca 03 - Nissan 1.Tor GRAVES 3.Archie HAMILTON 2.Shinji NAKANO LMP2															
1	2	4:01.497	46.639	1:30.114	1:44.744	281.0	4:01.497								
2	2	3:41.919	34.850	1:26.886	1:40.183	294.0	7:43.416								
3	2	3:41.413	34.569	1:26.614	1:40.230	295.6	11:24.829								
26 G-Drive Racing Oreca 03 - Nissan 1.Roman RUSINOV 3.Mike CONWAY 2.John MARTIN LMP2															
1	2	4:00.696	44.458	1:30.257	1:45.981	286.2	4:00.696								
2	2	3:39.617	34.476	1:26.154	1:38.987	293.2	7:40.313								
3	2	3:39.535	34.427	1:26.005	1:39.103	292.4	11:19.848								
4	2	3:43.713	34.061	1:26.173	1:43.479	294.0	15:03.561								
5	2	4:15.875 B	42.832	1:31.498	2:01.545	291.6	19:19.436								
6	3	12:25.136	9:10.775	1:30.369	1:43.992	288.5	31:44.572								
7	3	3:44.737	35.164	1:28.234	1:41.339	282.5	35:29.309								
8	3	3:45.684	35.803	1:27.293	1:42.588	294.8	39:14.993								
9	3	3:47.535	34.541	1:28.531	1:44.463	271.1	43:02.528								
10	3	4:00.657 B	35.052	1:26.642	1:58.963	293.2	47:03.185								
11	1	10:57.169	7:46.016	1:28.693	1:42.460	292.4	58:00.354								
12	1	3:43.513	34.893	1:27.131	1:41.489	294.0	1:01:43.867								
13	1	4:03.950 B	37.224	1:32.752	1:53.974	291.6	1:05:47.817								
28 Gulf Racing Middle East Lola B12/80 Coupé - Nissan 1.Fabien GIROIX 3.Keiko IHARA 2.Philippe HAEZEBROUCK LMP2															
1	1	4:13.769	54.323	1:32.895	1:46.551	273.2	4:13.769								
2	1	3:51.701	37.608	1:28.979	1:45.114	294.0	8:05.470								
3	1	3:49.096	35.895	1:28.142	1:45.059	294.8	11:54.566								
4	1	4:10.669 B	39.165	1:30.976	2:00.528	283.9	16:05.235								
5	2	6:46.789	3:16.560	1:35.168	1:55.061	294.8	22:52.024								
6	2	4:06.458	39.279	1:33.082	1:54.097	293.2	26:58.482								
7	2	4:08.370	38.733	1:34.569	1:55.068	278.1	31:06.852								
8	2	4:04.532	38.681	1:32.333	1:53.518	295.6	35:11.384								
9	2	4:30.770 B	40.237	1:36.635	2:13.898	283.9	39:42.154								
10	3	8:34.691	4:57.229	1:37.651	1:59.811	290.8	48:16.845								
11	3	4:06.830	38.736	1:33.678	1:54.416	294.0	52:23.675								
12	3	4:06.126	38.560	1:33.170	1:54.396	290.8	56:29.801								
13	3	4:07.932	39.878	1:34.502	1:53.552	293.2	1:00:37.733								
14	3	4:25.363 B	38.477	1:39.614	2:07.272	286.9	1:05:03.096								
30 HVM Status GP Lola B12/80 Coupé - Judd 1.Johnny MOWLEM 3.Jonathan HIRSCHI 2.Tony BURGESS LMP2															
1	1	5:15.019	1:54.913	1:33.397	1:46.709	282.5	5:15.019								
2	1	3:49.805	36.302	1:29.030	1:44.473	286.9	9:04.824								
3	1	3:53.874	37.636	1:29.011	1:47.227	288.5	12:58.698								
4	1	3:51.645	35.963	1:31.072	1:44.610	294.0	16:50.343								
5	1	3:52.252	36.038	1:30.288	1:45.926	294.0	20:42.595								
6	1	4:08.218 B	38.084	1:31.939	1:58.195	285.4									



24 HEURES DU MANS 90^{ANS}

22-23 JUN 2013



FIA WEC

81^e Edition des 24 Heures du Mans

Qualifying Practice 1

Night Session

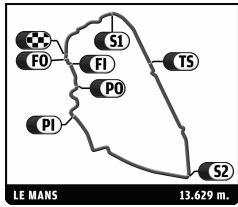
Sector Analysis

Lap	D	Time	Sector 1	Sector 2	Sector 3	T. Spd	Elapsed	Lap	D	Time	Sector 1	Sector 2	Sector 3	T. Spd	Elapsed
9	2	3:59.250	37.695	1:31.649	1:49.906	286.2	39:03.763								
10	2	4:05.233	39.128	1:32.858	1:53.247	284.7	43:08.996								
11	2	4:18.344	38.124	1:30.772	2:09.448	288.5	47:27.340								
12	2	4:18.305 B	39.910	1:33.163	2:05.232	285.4	51:45.645								
13	3	14:28.138 B	...	1:37.598	2:17.365	261.9	1:06:13.783								
<div style="display: flex; justify-content: space-between; align-items: center;"> <div style="border: 1px solid black; padding: 5px; width: 20%;"> <p>31 Lotus 1. Kevin WEEDA 2. James ROSSITER</p> </div> <div style="width: 60%;"> <p>3. Christophe BOUCHUT</p> </div> <div style="border: 1px solid black; padding: 5px; width: 15%;"> <p>Lotus T128 LMP2</p> </div> </div>															
1	1	4:45.877	1:15.567	1:34.930	1:55.380	274.6	4:45.877								
2	1	4:04.000	39.797	1:32.352	1:51.851	299.7	8:49.877								
3	1	4:02.872	39.342	1:31.580	1:51.950	303.9	12:52.749								
4	1	4:06.518	38.944	1:36.790	1:50.784	301.3	16:59.267								
5	1	4:19.504 B	38.565	1:30.843	2:10.096	301.3	21:18.771								
6	3	16:11.465	...	1:32.207	1:47.154	297.2	37:30.236								
7	3	3:50.357	36.147	1:28.404	1:45.806	301.3	41:20.593								
8	3	3:49.312	36.463	1:28.151	1:44.698	299.7	45:09.905								
9	3	3:47.920	36.125	1:27.782	1:44.013	300.5	48:57.825								
10	3	4:05.075 B	36.541	1:31.335	1:57.199	291.6	53:02.900								
11	2	10:44.322	7:21.734	1:34.162	1:48.426	290.0	1:03:47.222								
12	2	4:41.980 B	38.224	1:48.560	2:15.196	212.5	1:08:29.202								
<div style="display: flex; justify-content: space-between; align-items: center;"> <div style="border: 1px solid black; padding: 5px; width: 20%;"> <p>32 Lotus 1. Thomas HOLZER 2. Dominik KRAIHAMER</p> </div> <div style="width: 60%;"> <p>3. Jan CHAROUZ</p> </div> <div style="border: 1px solid black; padding: 5px; width: 15%;"> <p>Lotus T128 LMP2</p> </div> </div>															
1	1	1:02:08.072 B	...	1:40.589	2:03.937	237.8	1:02:08.072								
<div style="display: flex; justify-content: space-between; align-items: center;"> <div style="border: 1px solid black; padding: 5px; width: 20%;"> <p>33 Level 5 Motorsports 1. Scott TUCKER 2. Marino FRANCHITTI</p> </div> <div style="width: 60%;"> <p>3. Ryan BRISCOE</p> </div> <div style="border: 1px solid black; padding: 5px; width: 15%;"> <p>HPD ARX 03b - Honda LMP2</p> </div> </div>															
1	1	4:58.886	1:32.904	1:33.340	1:52.642	290.8	4:58.886								
2	1	4:00.718	37.433	1:30.356	1:52.929	285.4	8:59.604								
3	1	3:54.296	36.630	1:29.609	1:48.057	295.6	12:53.900								
4	1	3:53.906	37.566	1:29.351	1:46.989	294.8	16:47.806								
5	1	3:52.547	36.818	1:28.867	1:46.862	295.6	20:40.353								
6	1	4:02.648 B	36.984	1:30.170	1:55.494	294.8	24:43.001								
7	3	6:04.475	2:46.304	1:31.473	1:46.698	281.0	30:47.476								
8	3	3:48.597	36.196	1:27.901	1:44.500	294.8	34:36.073								
9	3	3:52.976	35.652	1:28.580	1:48.744	298.8	38:29.049								
10	3	3:50.259	35.675	1:27.943	1:46.641	294.0	42:19.308								
11	3	3:51.175	35.266	1:30.527	1:45.382	296.4	46:10.483								
12	3	4:05.015 B	35.431	1:32.454	1:57.130	294.8	50:15.498								
13	2	10:54.174	7:35.188	1:31.067	1:47.919	275.3	1:01:09.672								
14	2	4:06.631 B	37.186	1:30.705	1:58.740	294.0	1:05:16.303								
<div style="display: flex; justify-content: space-between; align-items: center;"> <div style="border: 1px solid black; padding: 5px; width: 20%;"> <p>34 Race Performance 1. Michel FREY 2. Patric NIEDERHAUSER</p> </div> <div style="width: 60%;"> <p>3. Jeroen BLEEKEMOLEN</p> </div> <div style="border: 1px solid black; padding: 5px; width: 15%;"> <p>Oreca 03 - Judd LMP2</p> </div> </div>															
1	3	4:11.625	52.691	1:32.004	1:46.930	281.7	4:11.625								
2	3	3:47.731	35.859	1:28.141	1:43.731	294.8	7:59.356								
3	3	3:45.553	35.371	1:27.777	1:42.405	290.0	11:44.909								
4	3	3:45.244	35.393	1:27.514	1:42.337	293.2	15:30.153								
5	3	3:57.483 B	35.257	1:27.587	1:54.639	293.2	19:27.636								
6	1	7:12.130	3:53.936	1:31.181	1:47.013	291.6	26:39.766								
7	1	3:49.885	35.836	1:28.486	1:45.563	294.0	30:29.651								
8	1	3:53.030	35.884	1:28.294	1:48.852	297.2	34:22.681								
9	1	3:53.486	35.856	1:30.139	1:47.491	299.7	38:16.167								
10	1	3:49.188	35.547	1:28.007	1:45.634	295.6	42:05.355								
11	1	4:10.836 B	37.723	1:30.091	2:03.022	294.8	46:16.191								
<div style="display: flex; justify-content: space-between; align-items: center;"> <div style="border: 1px solid black; padding: 5px; width: 20%;"> <p>35 OAK Racing 1. Bertrand BAGUETTE 2. Ricardo GONZALEZ</p> </div> <div style="width: 60%;"> <p>3. Martin PLOWMAN</p> </div> <div style="border: 1px solid black; padding: 5px; width: 15%;"> <p>Morgan - Nissan LMP2</p> </div> </div>															
1	1	7:22.453	4:00.572	1:35.716	1:46.165	244.2	7:22.453								
2	1	3:42.387	35.077	1:26.818	1:40.492	298.0	11:04.840								
3	1	3:43.070	35.279	1:26.275	1:41.516	296.4	14:47.910								
4	1	3:44.502	35.504	1:27.088	1:41.910	295.6	18:32.412								
5	1	3:53.972 B	35.564	1:26.644	1:51.764	296.4	22:26.384								
6	3	7:50.537	4:32.396	1:31.806	1:46.335	271.8	30:16.921								
7	3	3:49.441	36.098	1:28.439	1:44.904	298.8	34:06.362								
8	3	3:48.444	36.076	1:27.888	1:44.480	298.8	37:54.806								
9	3	3:52.239	35.529	1:28.750	1:47.960	298.0	41:47.045								
10	3	4:17.615 B	37.193	1:31.380	2:09.042	260.7	46:04.660								
11	2	7:03.127	3:46.440	1:30.769	1:45.918	291.6	53:07.787								
12	2	3:49.728	36.180	1:29.463	1:44.085	294.8	56:57.515								
13	2	3:48.240	35.735	1:28.506	1:43.999	292.4	1:00:45.755								
14	2	4:14.074 B	35.550	1:35.640	2:02.884	295.6	1:04:59.829								
<div style="display: flex; justify-content: space-between; align-items: center;"> <div style="border: 1px solid black; padding: 5px; width: 20%;"> <p>36 Signatech Alpine 1. Nelson PANCIATICI 2. Pierre RAGUES</p> </div> <div style="width: 60%;"> <p>3. Tristan GOMMENDY</p> </div> <div style="border: 1px solid black; padding: 5px; width: 15%;"> <p>Alpine - Nissan LMP2</p> </div> </div>															
1	1	4:39.821	1:18.965	1:31.415	1:49.441	272.5	4:39.821								
2	1	3:51.443	37.741	1:28.169	1:45.533	292.4	8:31.264								
3	1	3:45.642	35.458	1:27.846	1:42.338	291.6	12:16.906								
4	1	3:47.878	35.197	1:28.525	1:44.156	291.6	16:04.784								
5	1	3:43.835	35.188	1:27.136	1:41.511	290.8	19:48.619								
6	1	4:00.454 B	35.764	1:28.943	1:55.747	290.0	23:49.073								
7	3	6:15.013	2:53.029	1:30.732	1:51.252	292.4	30:04.086								
8	3	3:53.542	37.133	1:29.945	1:46.464	292.4	33:57.628								
9	3	3:54.360	35.892	1:31.315	1:47.153	294.0	37:51.988								
10	3	3:50.605	35.989	1:28.815	1:45.801	297.2	41:42.593								
11	3	3:54.512	36.476	1:31.078	1:46.958	288.5	45:37.105								
12	3	3:51.358	36.481	1:29.101	1:45.776	294.0	49:28.463								
13	3	3:49.413	36.021	1:28.926	1:44.466	292.4	53:17.876								
14	3	3:48.571	36.134	1:28.864	1:43.573	291.6	57:06.447								
15	3	3:48.882	36.793	1:28.768	1:43.321	290.8	1:00:55.329								
16	3	4:09.446 B	35.511	1:29.706	2:04.229	292.4	1:05:04.775								
<div style="display: flex; justify-content: space-between; align-items: center;"> <div style="border: 1px solid black; padding: 5px; width: 20%;"> <p>38 Jota Sport 1. Simon DOLAN 2. Oliver TURVEY</p> </div> <div style="width: 60%;"> <p>3. Lucas LUHR</p> </div> <div style="border: 1px solid black; padding: 5px; width: 15%;"> <p>Zytek Z11SN - Nissan LMP2</p> </div> </div>															
1	1	4:31.188	1:06.314	1:33.066	1:51.808	280.3									



24 HEURES DU MANS 90^{ANS}

22-23 JUN 2013



FIA WEC

81^e Edition des 24 Heures du Mans

Qualifying Practice 1

Night Session

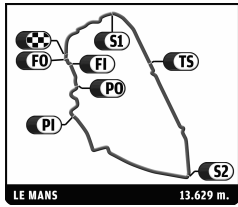
Sector Analysis

											Personal Best		Session Best		B Crossing the finish line in pit lane	
Lap	D	Time	Sector 1	Sector 2	Sector 3	T. Spd	Elapsed	Lap	D	Time	Sector 1	Sector 2	Sector 3	T. Spd	Elapsed	
39		DKR Engineering		3.Romain BRANDELA		Lola B11/40 - Judd LMP2										
		1.Olivier PORTA														
		2.Stéphane RAFFIN														
1	1	4:34.801 B	59.871	1:35.997	1:58.933	283.2	4:34.801	3	2	3:41.032	34.641	1:25.919	1:40.472	295.6	11:26.726	
2	1	7:32.340	4:09.120	1:32.975	1:50.245	280.3	12:07.141	4	2	4:00.993 B	36.030	1:29.236	1:55.727	294.0	15:27.719	
3	1	3:57.644	37.240	1:31.598	1:48.806	257.0	16:04.785	5	2	9:30.045	6:18.122	1:28.233	1:43.690	297.2	24:57.764	
4	1	3:56.905	37.775	1:30.911	1:48.219	284.7	20:01.690	6	2	3:40.741	34.743	1:25.936	1:40.062	300.5	28:38.505	
5	1	3:56.963	36.577	1:31.138	1:49.248	284.7	23:58.653	7	2	4:02.002 B	38.475	1:31.010	1:52.517	294.8	32:40.507	
6	1	4:14.725 B	37.308	1:31.899	2:05.518	286.2	28:13.378	8	1	7:25.585	4:04.919	1:32.172	1:48.494	293.2	40:06.092	
7	3	7:37.533	4:08.625	1:34.780	1:54.128	283.9	35:50.911	9	1	3:53.364	36.441	1:29.739	1:47.184	295.6	43:59.456	
8	3	4:05.369	38.755	1:33.401	1:53.213	282.5	39:56.280	10	1	4:17.616 B	37.612	1:33.437	2:06.567	265.1	48:17.072	
9	3	4:02.498	37.496	1:32.822	1:52.180	283.9	43:58.778	11	1	7:28.847	4:05.927	1:31.564	1:51.356	284.7	55:45.919	
10	3	4:03.045	37.769	1:32.248	1:53.028	287.7	48:01.823	12	1	3:53.742	36.196	1:29.411	1:48.135	296.4	59:39.661	
11	3	4:21.001 B	38.241	1:34.139	2:08.621	281.7	52:22.824	13	1	3:55.178	36.358	1:28.590	1:50.230	296.4	1:03:34.839	
12	2	7:16.580	2:52.093	2:19.731	2:04.756	237.8	59:39.404	14	1	4:41.472 B	40.025	1:44.047	2:17.400	206.1	1:08:16.311	
13	2	4:25.380	43.651	1:38.780	2:02.949	252.2	1:04:04.784									
14	2	5:08.977 B	45.638	1:54.673	2:28.666	208.4	1:09:13.761									
40		Boutsen Ginion Racing		3.Rodin YOUNESSI		Oreca 03 - Nissan LMP2										
		1.Matt DOWNS														
		2.Thomas DAGONEAU														
1	2	4:54.716	1:21.941	1:37.696	1:55.079	271.1	4:54.716	1	1	6:22.483	3:01.381	1:33.107	1:47.995	283.9	6:22.483	
2	2	4:07.335	37.444	1:31.704	1:58.187	289.3	9:02.051	2	1	3:50.413	36.090	1:29.336	1:44.987	294.8	10:12.896	
3	2	4:05.428	40.014	1:32.942	1:52.472	276.7	13:07.479	3	1	3:51.717	37.360	1:28.917	1:45.440	292.4	14:04.613	
4	2	3:59.521	36.932	1:32.227	1:50.362	286.2	17:07.000	4	1	3:48.196	35.627	1:28.247	1:44.322	292.4	17:52.809	
5	2	3:57.139	36.539	1:31.471	1:49.129	285.4	21:04.139	5	1	4:11.455 B	36.480	1:29.298	2:05.677	294.0	22:04.264	
6	2	4:23.810 B	37.709	1:35.139	2:10.962	265.8	25:27.949	6	2	8:06.821	4:23.657	1:47.935	1:55.229	290.8	30:11.085	
7	1	11:50.442	8:16.678	1:36.255	1:57.509	283.9	37:18.391	7	2	4:05.117	38.239	1:32.354	1:54.524	290.8	34:16.202	
8	1	4:08.958	38.698	1:32.923	1:57.337	286.2	41:27.349	8	2	4:03.445	38.515	1:31.753	1:53.177	297.2	38:19.647	
9	1	4:06.608	38.287	1:32.701	1:55.620	284.7	45:33.957	9	2	4:04.628	38.542	1:30.733	1:55.353	291.6	42:24.275	
10	1	4:08.077	38.947	1:34.580	1:54.550	278.8	49:42.034	10	2	4:15.709 B	37.240	1:30.566	2:07.903	291.6	46:39.984	
11	1	4:18.187 B	41.120	1:32.859	2:04.208	286.2	54:00.221	11	3	6:48.786	3:11.947	1:37.165	1:59.674	267.8	53:28.770	
12	3	7:40.589	3:57.377	1:39.215	2:03.997	282.5	1:01:40.810	12	3	4:05.571	39.384	1:33.718	1:52.469	292.4	57:34.341	
13	3	4:45.679 B	42.954	1:34.509	2:28.216	284.7	1:06:26.489	13	3	4:06.775	38.466	1:32.470	1:55.839	293.2	1:01:41.116	
42		Greaves Motorsport		3.Michael KRUMM		Zytek Z11SN - Nissan LMP2										
		1.Jann MARDENBOROUGH														
		2.Lucas ORDÓÑEZ														
1	1	5:10.675	1:50.053	1:33.250	1:47.372	279.5	5:10.675	1	3	4:36.911	1:13.582	1:33.450	1:49.879	255.7	4:36.911	
2	1	3:51.504	36.042	1:28.965	1:46.497	290.0	9:02.179	2	3	3:59.145 B	36.427	1:28.403	1:54.315	283.2	8:36.056	
3	1	3:55.720	39.110	1:29.441	1:47.169	289.3	12:57.899	3	3	8:23.500	5:12.149	1:29.171	1:42.180	269.1	16:59.556	
4	1	3:51.331	35.908	1:29.336	1:46.087	292.4	16:49.230	4	3	3:44.954	34.572	1:26.590	1:43.792	292.4	20:44.510	
5	1	4:04.707 B	36.467	1:32.836	1:55.404	263.2	20:53.937	5	3	3:45.893	35.246	1:28.124	1:42.523	292.4	24:30.403	
6	2	6:45.821	3:26.901	1:31.610	1:47.310	284.7	27:39.758	6	3	3:43.494	34.901	1:27.647	1:40.946	290.0	28:13.897	
7	2	3:51.654	36.388	1:29.224	1:46.042	288.5	31:31.412	7	3	4:07.645 B	34.534	1:32.110	2:01.001	291.6	32:21.542	
8	2	3:49.421	35.710	1:28.537	1:45.174	289.3	35:20.833	8	1	8:34.357	5:15.375	1:32.350	1:46.632	279.5	40:55.899	
9	2	3:51.443	36.414	1:29.417	1:45.612	290.0	39:12.276	9	1	3:50.656	36.945	1:29.227	1:44.484	289.3	44:46.555	
10	2	4:01.938 B	35.704	1:29.496	1:56.738	291.6	43:14.214	10	1	3:48.641	35.432	1:28.917	1:44.292	290.8	48:35.196	
11	3	6:20.920	2:57.778	1:34.835	1:48.307	286.2	49:35.134	11	1	3:50.968	36.820	1:29.211	1:44.937	290.0	52:26.164	
12	3	3:53.497	36.309	1:30.347	1:46.841	287.7	53:28.631	12	1	3:58.836 B	36.499	1:29.150	1:53.187	291.6	56:25.000	
13	3	3:50.336	36.183	1:28.687	1:45.466	290.0	57:18.967									
14	3	3:50.940	37.704	1:28.775	1:44.461	290.0	1:01:09.907									
15	3	4:03.754 B	35.530	1:29.586	1:58.638	291.6	1:05:13.661									
43		Morand Racing		3.Olivier LOMBARD		Morgan - Judd LMP2										
		1.Natacha GACHNANG														
		2.Franck MAILLEUX														
1	2	4:04.251	47.493	1:32.141	1:44.617	289.3	4:04.251	1	1	5:31.251	2:11.073	1:33.350	1:46.828	262.6	5:31.251	
2	2	3:41.443	35.191	1:26.504	1:39.748	296.4	7:45.694	2	1	3:45.500	35.476	1:27.416	1:42.608	295.6	9:16.751	
44		OAK Racing		3.Philippe MONDOLOT		Morgan - Nissan LMP2										
		1.Jacques NICOLET														
		2.Jean-Marc MERLIN														
1	1	6:22.483	3:01.381	1:33.107	1:47.995	283.9	6:22.483	1	1	3:45.736	34.753	1:27.524	1:43.459	297.2	13:02.487	
2	1	3:50.413	36.090	1:29.336	1:44.987	294.8	10:12.896	2	1	3:46.013	34.835	1:27.191	1:43.987	299.7	16:48.500	
3	1	3:51.717	37.360	1:28.917	1:45.440	292.4	14:04.613	3	1	4:02.741 B	36.456	1:32.555	1:53.730	255.7	20:51.241	
4	1	3:48.196	35.627	1:28.247	1:44.322	292.4	17:52.809	4	1	3:46.013	34.835	1:27.191	1:43.987	299.7	16:48.500	
5	1	4:11.455 B	36.480	1:29.298	2:05.677	294.0	22:04.264	5	1	4:02.741 B	36.456	1:32.555	1:53.730	255.7	20:51.241	
6	2	8:06.821	4:23.657	1:47.935	1:55.229	290.8	30:11.085	6	3	5:43.024	2:25.985	1:29.814	1:47.225	297.2	26:34.265	
7	2	4:05.117	38.239	1:32.354	1:54.524	290.8	34:16.202	7	3	4:03.506	47.906	1:30.303	1:45.297	295.6	30:37.771	
8	2	4:03.445	38.515	1:31.753	1:53.177	297.2	38:19.647	8	3	3:49.940	35.665	1:28.791	1:45.484	297.2	34:27.711	
9	2	4:04.628	38.542	1:30.733	1:55.353	291.6	42:24.275	9	3	3:52.223	36.143	1:28.303	1:47.777	299.7	38:19.934	
10	2	4:15.709 B	37.240	1:30.566	2:07.903	291.6	46:39.984									
11	3	6:48.786	3:11.947	1:37.165	1:59.674	267.8	53:28.770									
12	3	4:05.571	39.384	1:33.718	1:52.469	292.4	57:34.341									
13	3	4:06.775	38.466	1:32.470	1:55.839	293.2	1:01:41.116									
14	3	4:48.449 B	43.892	1:35.423	2:29.134	293.2	1:06:29.565									
46		Thiriet by TDS Racing		3.Maxime MARTIN		Oreca 03 - Nissan LMP2										
		1.Pierre THIRIET														
		2.L														



24 HEURES DU MANS 90^{ANS}

22-23 JUN 2013



FIA WEC

81^e Edition des 24 Heures du Mans

Qualifying Practice 1

Night Session

Sector Analysis

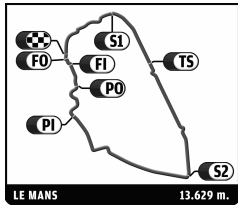
■ Personal Best ■ Session Best B Crossing the finish line in pit lane

Lap	D	Time	Sector 1	Sector 2	Sector 3	T. Spd	Elapsed	Lap	D	Time	Sector 1	Sector 2	Sector 3	T. Spd	Elapsed
2	3	4:04.594	38.542	1:34.000	1:52.052	281.7	10:06.245	7	1	7:14.336 B	44.609	2:31.141	3:58.586	140.7	48:47.706
3	3	4:03.966	38.463	1:34.090	1:51.413	281.7	14:10.211	<div style="border: 1px solid black; padding: 5px;"> 71 AF Corse Ferrari 458 Italia 1.Olivier BERETTA 3.Toni VILANDER 2.Kamui KOBAYASHI LMGTE Pro </div>							
4	3	4:04.020	38.640	1:32.691	1:52.689	286.9	18:14.231	1	3	4:52.132	1:22.572	1:36.533	1:53.027	282.5	4:52.132
5	3	4:34.027 B	42.330	1:39.876	2:11.821	213.0	22:48.258	2	3	3:58.019	37.282	1:32.008	1:48.729	292.4	8:50.151
6	1	6:17.902	2:39.712	1:39.991	1:58.199	274.6	29:06.160	3	3	3:56.645	37.697	1:31.504	1:47.444	288.5	12:46.796
7	1	4:13.319	40.353	1:37.286	1:55.680	257.0	33:19.479	4	3	4:07.920 B	37.685	1:32.300	1:57.935	291.6	16:54.716
8	1	4:11.819	40.207	1:36.308	1:55.304	282.5	37:31.298	5	3	6:15.062	2:52.058	1:33.840	1:49.164	261.3	23:09.778
9	1	4:12.604	39.526	1:35.917	1:57.161	283.2	41:43.902	6	3	3:56.471	36.961	1:31.845	1:47.665	286.9	27:06.249
10	1	4:31.024 B	40.663	1:41.804	2:08.557	186.8	46:14.926	7	3	3:59.194	36.997	1:31.965	1:50.232	290.8	31:05.443
11	2	6:58.158	3:15.976	1:40.287	2:01.895	233.7	53:13.084	8	3	4:20.954 B	37.022	1:37.051	2:06.881	288.5	35:26.397
12	2	4:15.568	40.528	1:37.326	1:57.714	280.3	57:28.652	9	1	6:32.531	2:56.998	1:40.386	1:55.147	272.5	41:58.928
13	2	4:12.808	39.760	1:36.309	1:56.739	280.3	1:01:41.460	10	1	4:02.929	38.222	1:33.660	1:51.047	287.7	46:01.857
14	2	4:50.903 B	42.684	1:38.985	2:29.234	280.3	1:06:32.363	11	1	4:02.300	38.127	1:33.154	1:51.019	287.7	50:04.157
<div style="border: 1px solid black; padding: 5px;"> 61 AF Corse Ferrari 458 Italia 1.Jack GERBER 3.Marco CIOCI 2.Matt GRIFFIN LMGTE Am </div>															
1	1	6:10.732	2:31.017	1:38.111	2:01.604	248.1	6:10.732	12	1	4:01.499	38.262	1:33.127	1:50.110	285.4	54:05.656
2	1	4:19.705	41.470	1:38.402	1:59.833	265.1	10:30.437	13	1	4:00.485	37.869	1:33.022	1:49.594	286.2	58:06.141
3	1	4:17.564	41.628	1:36.908	1:59.028	282.5	14:48.001	14	1	4:00.537	38.215	1:32.746	1:49.576	286.2	1:02:06.678
4	1	4:19.187	40.669	1:37.229	2:01.289	283.2	19:07.188	15	1	4:31.747 B	37.783	1:34.861	2:19.103	288.5	1:06:38.425
5	1	4:33.942 B	42.065	1:38.336	2:13.541	283.9	23:41.130	<div style="border: 1px solid black; padding: 5px;"> 73 Corvette Racing Chevrolet Corvette C6-ZR1 1.Jan MAGNUSSEN 3.Jordan TAYLOR 2.Antonio GARCIA LMGTE Pro </div>							
6	3	6:31.191	2:58.076	1:35.990	1:57.125	280.3	30:12.321	1	2	4:41.267	1:08.851	1:36.560	1:55.856	266.5	4:41.267
7	3	4:02.815	38.321	1:32.703	1:51.791	286.9	34:15.136	2	2	4:00.861	38.041	1:33.209	1:49.611	275.3	8:42.128
8	3	4:43.992	38.131	1:33.644	2:32.217	287.7	38:59.128	3	2	4:02.236	38.085	1:34.042	1:50.109	281.7	12:44.364
9	3	4:26.173	43.198	1:49.456	1:53.519	200.7	43:25.301	4	2	4:00.317	38.140	1:32.719	1:49.458	283.9	16:44.681
10	3	4:11.511	38.141	1:34.439	1:58.931	284.7	47:36.812	5	2	4:15.227 B	38.582	1:36.494	2:00.151	275.3	20:59.908
11	3	4:06.526	38.176	1:32.728	1:55.622	290.0	51:43.338	6	2	8:00.865	4:30.887	1:37.539	1:52.439	278.8	29:00.773
12	3	4:44.991 B	50.270	1:42.876	2:11.845	239.9	56:28.329	7	2	3:59.526	37.645	1:32.700	1:49.181	280.3	33:00.299
13	2	6:44.294	3:10.808	1:37.444	1:56.042	238.3	1:03:12.623	8	2	4:18.130 B	38.812	1:34.526	2:04.792	281.0	37:18.429
14	2	4:29.156 B	38.829	1:42.491	2:07.836	261.9	1:07:41.779	9	1	6:00.259	2:24.122	1:40.454	1:55.683	238.3	43:18.688
<div style="border: 1px solid black; padding: 5px;"> 67 IMSA Performance Matmut Porsche 911 GT3 RSR 1.Pascal GIBON 3.Wolf HENZLER 2.Patrice MILESI LMGTE Am </div>															
1	3	6:35.716	3:10.711	1:34.143	1:50.862	283.2	6:35.716	10	1	4:16.358	39.608	1:35.017	2:01.733	279.5	47:35.046
2	3	4:00.503	37.825	1:32.640	1:50.038	284.7	10:36.219	11	1	4:07.063	38.727	1:35.177	1:53.159	279.5	51:42.109
3	3	4:09.253	41.866	1:34.700	1:52.687	285.4	14:45.472	12	1	4:13.776 B	39.429	1:34.670	1:59.677	282.5	55:55.885
4	3	4:10.891 B	38.138	1:33.052	1:59.701	286.2	18:56.363	<div style="border: 1px solid black; padding: 5px;"> 74 Corvette Racing Chevrolet Corvette C6-ZR1 1.Oliver GAVIN 3.Richard WESTBROOK 2.Tommy MILNER LMGTE Pro </div>							
5	1	6:13.424	2:27.544	1:43.944	2:01.936	276.7	25:09.787	1	1	4:33.413	1:04.286	1:35.473	1:53.654	261.9	4:33.413
6	1	4:20.487	41.456	1:39.478	1:59.553	255.7	29:30.274	2	1	4:07.960 B	38.038	1:32.795	1:57.127	284.7	8:41.373
7	1	4:19.549	41.316	1:38.677	1:59.556	280.3	33:49.823	3	1	6:15.575	2:50.263	1:33.554	1:51.758	282.5	14:56.948
8	1	4:18.066	40.751	1:38.300	1:59.015	271.8	38:07.889	4	1	3:59.860	37.613	1:32.494	1:49.753	282.5	18:56.808
9	1	4:20.487	41.108	1:37.900	2:01.479	276.0	42:28.376	5	1	4:00.710	37.879	1:32.800	1:50.031	281.0	22:57.518
10	1	5:11.177 B	41.387	1:40.519	2:49.271	268.4	47:39.553	6	1	4:11.253 B	37.853	1:33.236	2:00.164	282.5	27:08.771
11	2	7:47.480	4:01.276	1:43.752	2:02.452	255.1	55:27.033	7	3	7:18.820	3:47.344	1:36.631	1:54.845	283.2	34:27.591
12	2	4:21.116	41.346	1:39.737	2:00.033	257.0	59:48.149	8	3	4:08.985	39.108	1:35.113	1:54.764	276.0	38:36.576
13	2	4:25.198	43.250	1:39.563	2:02.385	286.2	1:04:13.347	9	3	4:04.034	38.394	1:34.097	1:51.543	281.7	42:40.610
14	2	5:06.851 B	45.568	2:00.295	2:20.988	191.5	1:09:20.198	10	3	4:20.941 B	39.045	1:34.659	2:07.237	281.0	47:01.551
<div style="border: 1px solid black; padding: 5px;"> 70 Larbre Competition Chevrolet Corvette C6-ZR1 1.Cooper MacNEIL 3.Philippe DUMAS 2.Manuel RODRIGUES LMGTE Am </div>															
1	3	6:56.966 B	3:14.309	1:40.632	2:02.025	276.7	6:56.966	11	3	8:46.444	5:17.316	1:35.040	1:54.088	278.8	55:47.995
2	3	5:42.976	2:08.692	1:40.288	1:53.996	224.9	12:39.942	12	3	4:03.050	38.225	1:33.577	1:51.248	281.0	59:51.045
3	3	4:04.512	38.378	1:34.642	1:51.492	278.1	16:44.454	13	3	4:03.000	38.499	1:33.510	1:50.991	282.5	1:03:54.045
4	3	4:08.829	38.178	1:36.747	1:53.904	280.3	20:53.283	14	3	4:42.743 B	38.852	1:45.849	2:18.042	212.1	1:08:36.788
5	3	6:07.894 B	38.382	1:35.051	3:54.461	280.3	27:01.177	<div style="border: 1px solid black; padding: 5px;"> 75 Prospeed Racing Porsche 911 GT3 RSR 1.Emmanuel COLLARD 3.Sébastien CRUBILE 2.François FERRODO LMGTE Am </div>							
6	1	14:32.193	...	1:48.587	2:14.661	176.5	41:33.370	1	3	4:44.052	53.276	1:42.258	2:08.518	237.2	4:44.052
7	3	4:17.108	...	1:37.725	1:57.990	285.4	9:01.160	2	3	4:17.108	41.393	1:37.725	1:57.990	285.4	9:01.160



24 HEURES DU MANS 90^{ANS}

22-23 JUN 2013



FIA WEC

81^e Edition des 24 Heures du Mans

Qualifying Practice 1

Night Session

Sector Analysis

Lap	D	Time	Sector 1	Sector 2	Sector 3	T. Spd	Elapsed	Lap	D	Time	Sector 1	Sector 2	Sector 3	T. Spd	Elapsed
3	3	4:13.325	40.341	1:37.172	1:55.812	264.5	13:14.485	14	3	4:08.029	38.892	1:34.429	1:54.708	280.3	1:02:25.988
4	3	4:11.719	40.114	1:34.940	1:56.665	285.4	17:26.204	15	3	4:42.214 B	38.846	1:42.698	2:20.670	281.7	1:07:08.202
5	3	4:27.875 B	41.906	1:37.954	2:08.015	283.9	21:54.079	88 Proton Competition Porsche 911 GT3 RSR 1.Christian RIED 3.Paolo RUBERTI LMGTE Am 2.Gianluca RODA							
6	2	8:12.336	4:26.796	1:42.723	2:02.817	281.7	30:06.415	1	3	4:42.357	1:09.736	1:36.445	1:56.176	253.3	4:42.357
7	2	4:21.154	41.148	1:37.766	2:02.240	284.7	34:27.569	2	3	4:01.504	38.164	1:33.908	1:49.432	291.6	8:43.861
8	2	4:21.254	42.786	1:36.242	2:02.226	289.3	38:48.823	3	3	3:59.342	37.851	1:32.097	1:49.394	292.4	12:43.203
9	2	4:19.696	41.014	1:37.744	2:00.938	283.9	43:08.519	4	3	3:59.246	37.824	1:32.292	1:49.130	289.3	16:42.449
10	2	4:34.625 B	41.722	1:37.426	2:15.477	285.4	47:43.144	5	3	4:06.673	37.645	1:35.152	1:53.876	286.9	20:49.122
11	1	7:57.406 B	4:17.686	1:36.471	2:03.249	282.5	55:40.550	6	3	4:23.937 B	38.134	1:39.046	2:06.757	223.5	25:13.059
12	1	9:27.317 B	5:34.366	1:41.378	2:11.573	260.7	1:05:07.867	7	3	9:16.161	5:47.588	1:34.443	1:54.130	284.7	34:29.220
76 IMSA Performance Matmut Porsche 911 GT3 RSR 1.Raymond NARAC 3.Jean-Karl VERNAY LMGTE Am 2.Christophe BOURRET								91 Porsche AG Team Manthey Porsche 911 RSR 1.Jörg BERGMEISTER 3.Timo BERNHARD LMGTE Pro 2.Patrick PILET							
1	3	4:37.943	1:02.594	1:38.135	1:57.214	245.9	4:37.943	1	2	4:30.066	1:00.433	1:35.911	1:53.722	260.7	4:30.066
2	3	4:16.757 B	39.941	1:35.369	2:01.447	279.5	8:54.700	2	2	3:56.573	36.872	1:31.919	1:47.782	290.0	8:26.639
3	3	5:23.016	1:55.956	1:34.321	1:52.739	283.2	14:17.716	3	2	4:04.697	38.550	1:35.202	1:50.945	253.9	12:31.336
4	3	4:01.713	38.122	1:33.116	1:50.475	281.7	18:19.429	4	2	3:56.880	37.799	1:31.282	1:47.799	289.3	16:28.216
5	3	4:02.410	38.031	1:33.523	1:50.856	278.1	22:21.839	5	2	4:07.879 B	36.944	1:31.195	1:59.740	288.5	20:36.095
6	3	4:02.296	38.056	1:33.368	1:50.872	279.5	26:24.135	6	2	10:35.006	7:05.666	1:34.540	1:54.800	288.5	31:11.101
7	3	4:19.963 B	39.154	1:35.091	2:05.718	279.5	30:44.098	7	2	4:01.779	37.797	1:33.558	1:50.424	290.0	35:12.880
8	1	7:01.524	3:27.598	1:39.327	1:54.599	277.4	37:45.622	8	2	4:07.114 B	38.284	1:31.692	1:57.138	289.3	39:19.994
9	1	4:08.456	38.929	1:35.803	1:53.724	281.7	41:54.078	9	1	9:44.179	6:16.750	1:34.590	1:52.839	281.0	49:04.173
10	1	4:25.289 B	38.670	1:42.815	2:03.804	269.8	46:19.367	10	1	4:00.624	37.767	1:33.058	1:49.799	286.2	53:04.797
11	2	9:07.102	5:20.764	1:42.860	2:03.478	245.9	55:26.469	11	1	4:00.261	37.607	1:33.129	1:49.525	287.7	57:05.058
12	2	4:21.197	41.358	1:39.782	2:00.057	278.8	59:47.666	12	1	3:59.866	37.963	1:32.820	1:49.083	287.7	1:01:04.924
13	2	4:52.359 B	44.446	1:39.930	2:27.983	279.5	1:04:40.025	13	1	4:09.790 B	37.339	1:33.449	1:59.002	286.2	1:05:14.714
77 Dempsey Del Piero-Proton Porsche 911 GT3 RSR 1.Patrick DEMPSEY 3.Patrick LONG LMGTE Am 2.Joe FOSTER								92 Porsche AG Team Manthey Porsche 911 RSR 1.Marc LIEB 3.Romain DUMAS LMGTE Pro 2.Richard LIETZ							
1	3	4:54.692 B	1:16.186	1:37.177	2:01.329	261.9	4:54.692	1	2	4:21.773	53.890	1:36.581	1:51.302	255.7	4:21.773
2	3	5:29.300	1:57.495	1:36.078	1:55.727	260.7	10:23.992	2	2	3:56.457	37.156	1:31.377	1:47.924	288.5	8:18.230
3	3	4:11.667	41.591	1:34.526	1:55.550	282.5	14:35.659	3	2	8:33.113 B	4:30.626	1:38.283	2:24.204	255.7	16:51.343
4	3	4:03.378	38.392	1:33.527	1:51.459	283.9	18:39.037	4	2	9:31.567	6:06.765	1:33.216	1:51.586	286.9	26:22.910
5	3	4:26.849 B	41.199	1:35.563	2:10.087	283.2	23:05.886	5	2	3:59.739	37.256	1:31.575	1:50.908	290.8	30:22.649
6	1	8:29.719	4:50.803	1:38.958	1:59.958	276.7	31:35.605	6	2	4:02.053	37.564	1:32.247	1:52.242	293.2	34:24.702
7	1	4:49.182 B	40.684	1:51.249	2:17.249	272.5	36:24.787	7	2	4:09.077 B	37.427	1:31.391	2:00.259	292.4	38:33.779
8	1	10:02.947	6:25.185	1:38.188	1:59.574	257.6	46:27.734	8	1	8:18.635	4:48.045	1:33.472	1:57.118	290.8	46:52.414
9	1	4:14.144	40.019	1:36.908	1:57.217	280.3	50:41.878	9	1	3:59.523	37.737	1:32.226	1:49.560	290.8	50:51.937
10	1	4:24.014 B	39.683	1:36.719	2:07.612	267.1	55:05.892	10	1	3:58.424	37.425	1:31.881	1:49.118	289.3	54:50.361
11	2	9:36.278 B	5:48.574	1:37.727	2:09.977	283.2	1:04:42.170	11	1	4:02.024	37.541	1:32.071	1:52.412	292.4	58:52.385
81 8 Star Motorsports Ferrari 458 Italia 1.Vicente POTOLICCHIO 3.Jason BRIGHT LMGTE Am 2.Rui AGUAS								93 SRT Motorsports Viper GTS-R 1.Jonathan BOMARITO 3.Kuno WITTMER LMGTE Pro 2.Tommy KENDALL							
1	1	5:01.194	1:25.557	1:37.926	1:57.711	265.1	5:01.194	1	1	6:15.822	2:46.471	1:36.201	1:53.150	276.7	6:15.822
2	1	4:09.953	39.467	1:35.893	1:54.593	282.5	9:11.147	2	1	4:05.518	38.239	1:35.020	1:52.259	277.4	10:21.340
3	1	4:10.679	38.973	1:37.273	1:54.433	285.4	13:21.826	3	1	4:05.992	38.982	1:34.871	1:52.139	278.1	14:27.332
4	1	4:08.213	39.093	1:35.303	1:53.817	281.7	17:30.039	4	1	4:03.917	38.505	1:34.331	1:51.081	277.4	18:31.249
5	1	4:07.625	38.863	1:35.583	1:53.179	281.0	21:37.664								
6	1	4:12.463	39.629	1:37.718	1:55.116	281.7	25:50.127								
7	1	4:19.199 B	39.249	1:35.299	2:04.651	283.9	30:09.326								
8	3	6:59.194	3:13.934	1:43.091	2:02.169	248.7	37:08.520								
9	3	4:23.279	41.237	1:38.322	2:03.720	263.2	41:31.799								
10	3	4:14.828	40.253	1:36.861	1:57.714	281.7	45:46.627								
11	3	4:12.947	39.759	1:36.127	1:57.061	282.5	49:59.574								
12	3	4:09.655	39.383	1:35.428	1:54.844	281.7	54:09.229								
13	3	4:08.730	39.005	1:35.035	1:54.690	283.2	58:17.959								



24 HEURES DU MANS 90^{ANS}

22-23 JUN 2013



FIA WEC

81^e Edition des 24 Heures du Mans

Qualifying Practice 1

Night Session

Sector Analysis

■ Personal Best ■ Session Best ■ Crossing the finish line in pit lane

Lap	D	Time	Sector 1	Sector 2	Sector 3	T. Spd	Elapsed	Lap	D	Time	Sector 1	Sector 2	Sector 3	T. Spd	Elapsed
5	1	4:03.461	38.182	1:34.024	1:51.255	278.8	22:34.710	11	1	5:35.873	2:07.484	1:36.149	1:52.240	253.3	51:18.294
6	1	4:11.269 B	38.023	1:33.722	1:59.524	281.0	26:45.979	12	1	4:06.333	38.539	1:33.723	1:54.071	282.5	55:24.627
7	3	6:50.420	3:19.966	1:37.295	1:53.159	276.0	33:36.399	13	1	4:01.962	38.152	1:33.496	1:50.314	283.2	59:26.589
8	3	4:04.242	38.539	1:33.906	1:51.797	280.3	37:40.641	14	1	4:02.999	37.988	1:32.722	1:52.289	285.4	1:03:29.588
9	3	4:18.108 B	38.236	1:33.858	2:06.014	280.3	41:58.749	15	1	4:43.030 B	38.639	1:47.363	2:17.028	202.6	1:08:12.618
10	3	6:21.565	2:47.355	1:37.294	1:56.916	276.7	48:20.314								
11	3	4:15.212 B	38.565	1:34.638	2:02.009	279.5	52:35.526								
12	3	6:17.845	2:45.783	1:36.508	1:55.554	278.8	58:53.371								
13	3	4:17.906 B	39.147	1:36.566	2:02.193	278.1	1:03:11.277								

95		Aston Martin Racing		Aston Martin Vantage V8			
		1. Christoffer NYGAARD		3. Allan SIMONSEN			
		2. Kristian POULSEN		LMGTE Am			
1	3	4:31.679	59.826	1:37.348	1:54.505	258.2	4:31.679
2	3	4:00.286	38.297	1:32.201	1:49.788	286.2	8:31.965
3	3	3:59.856	37.746	1:33.239	1:48.871	288.5	12:31.821
4	3	4:01.738	38.326	1:32.708	1:50.704	289.3	16:33.559
5	3	3:58.661	37.818	1:32.409	1:48.434	286.2	20:32.220
6	3	4:17.251 B	42.243	1:34.343	2:00.665	283.9	24:49.471
7	2	9:25.040	5:52.184	1:36.770	1:56.086	284.7	34:14.511
8	2	4:10.362	39.940	1:35.063	1:55.359	292.4	38:24.873
9	2	4:12.367	39.217	1:34.863	1:58.287	286.9	42:37.240
10	2	4:21.057	43.351	1:35.255	2:02.451	288.5	46:58.297
11	2	4:22.308 B	39.264	1:35.458	2:07.586	282.5	51:20.605
12	1	8:06.406	4:33.271	1:37.362	1:55.773	285.4	59:27.011
13	1	4:07.148	39.577	1:33.375	1:54.196	289.3	1:03:34.159
14	1	4:43.235 B	41.710	1:45.823	2:15.702	203.3	1:08:17.394

96		Aston Martin Racing		Aston Martin Vantage V8			
		1. Jamie CAMPBELL-WALTER		3. Stuart HALL			
		2. Roald GOETHE		LMGTE Am			
1	1	4:49.588	1:15.815	1:38.510	1:55.263	267.8	4:49.588
2	1	4:02.791	38.586	1:33.673	1:50.532	284.7	8:52.379
3	1	4:01.035	37.883	1:32.325	1:50.827	285.4	12:53.414
4	1	4:11.255 B	39.615	1:34.344	1:57.296	286.2	17:04.669
5	1	5:12.128 B	1:33.438	1:38.308	2:00.382	285.4	22:16.797
6	2	7:10.851	3:13.632	1:45.861	2:11.358	253.3	29:27.648
7	2	4:34.169	44.844	1:41.671	2:07.654	267.8	34:01.817
8	2	4:42.572	44.788	1:48.351	2:09.433	230.2	38:44.389
9	2	4:33.466	44.025	1:41.354	2:08.087	257.0	43:17.855
10	2	4:50.234 B	45.136	1:43.391	2:21.707	250.4	48:08.089
11	3	6:30.258	2:58.867	1:36.231	1:55.160	276.7	54:38.347
12	3	4:17.425	39.499	1:38.356	1:59.570	280.3	58:55.772
13	3	4:06.395	39.087	1:35.013	1:52.295	273.2	1:03:02.167
14	3	4:24.009 B	38.935	1:40.878	2:04.196	251.0	1:07:26.176

97		Aston Martin Racing		Aston Martin Vantage V8			
		1. Peter DUMBRECK		3. Darren TURNER			
		2. Stefan MÜCKE		LMGTE Pro			
1	2	6:14.770	2:45.612	1:35.797	1:53.361	277.4	6:14.770
2	2	3:59.148	37.785	1:33.366	1:47.997	282.5	10:13.918
3	2	3:56.146	37.189	1:31.210	1:47.747	288.5	14:10.064
4	2	3:56.004	37.313	1:31.457	1:47.234	285.4	18:06.068
5	2	4:06.661 B	37.624	1:32.026	1:57.011	284.7	22:12.729
6	3	7:08.130	3:40.265	1:35.235	1:52.630	280.3	29:20.859
7	3	3:59.503	37.827	1:32.720	1:48.956	282.5	33:20.362
8	3	4:01.728	39.155	1:33.668	1:48.905	281.0	37:22.090
9	3	4:08.149	37.897	1:34.320	1:55.932	278.1	41:30.239
10	3	4:12.182 B	38.061	1:34.435	1:59.686	276.7	45:42.421

98		Aston Martin Racing		Aston Martin Vantage V8			
		1. Bill AUBERLEN		3. Pedro LAMY			
		2. Paul DALLA LANA		LMGTE Pro			
1	3	6:09.363	2:37.839	1:37.377	1:54.147	264.5	6:09.363
2	3	3:59.253	37.645	1:32.123	1:49.485	282.5	10:08.616
3	3	3:57.203	37.319	1:31.703	1:48.181	286.9	14:05.819
4	3	3:56.336	36.927	1:31.199	1:48.210	282.5	18:02.155
5	3	4:08.291 B	37.424	1:32.124	1:58.743	283.9	22:10.446
6	3	10:14.838	6:50.962	1:33.975	1:49.901	277.4	32:25.284
7	3	3:58.184	37.446	1:31.964	1:48.774	281.0	36:23.468
8	3	4:07.348 B	37.347	1:31.938	1:58.063	281.0	40:30.816
9	2	7:13.439	3:35.608	1:38.710	1:59.121	284.7	47:44.255
10	2	4:07.411	39.209	1:34.178	1:54.024	281.0	51:51.666
11	2	4:07.259	40.016	1:33.972	1:53.271	281.7	55:58.925
12	2	4:08.144	38.738	1:35.865	1:53.541	279.5	1:00:07.069
13	2	4:06.433	38.858	1:33.802	1:53.773	281.0	1:04:13.502
14	2	5:04.646 B	43.928	1:54.185	2:26.533	221.2	1:09:18.148

99		Aston Martin Racing		Aston Martin Vantage V8			
		1. Rob BELL		3. Bruno SENNA			
		2. Frédéric MAKOWIECKI		LMGTE Pro			
1	1	5:36.735	2:04.972	1:35.577	1:56.186	274.6	5:36.735
2	1	3:58.163	37.555	1:32.689	1:47.919	280.3	9:34.898
3	1	3:59.910	37.906	1:32.822	1:49.182	281.7	13:34.808
4	1	3:56.751	37.124	1:31.812	1:47.815	283.2	17:31.559
5	1	4:08.997 B	37.789	1:33.965	1:57.243	277.4	21:40.556
6	2	6:52.410	3:29.263	1:33.054	1:50.093	283.2	28:32.966
7	2	3:58.168	37.907	1:31.614	1:48.647	287.7	32:31.134
8	2	3:55.658	36.994	1:31.505	1:47.159	283.2	36:26.792
9	2	3:55.874	36.880	1:31.240	1:47.754	284.7	40:22.666
10	2	4:06.762 B	37.511	1:31.876	1:57.375	284.7	44:29.428
11	3	6:25.732	2:57.685	1:34.496	1:53.551	278.8	50:55.160
12	3	4:02.651	39.015	1:32.263	1:51.373	283.9	54:57.811
13	3	3:58.995	38.008	1:32.225	1:48.762	287.7	58:56.806
14	3	4:00.504	38.408	1:33.022	1:49.074	280.3	1:02:57.310
15	3	4:15.769 B	37.403	1:36.255	2:02.111	281.7	1:07:13.079