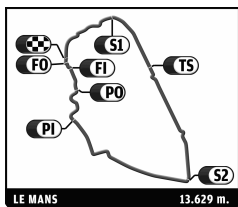




24 HEURES DU MANS

16-17 JUIN 2012



FIA WEC

80^e Edition des 24 Heures du Mans

Warm Up

Sector Analysis

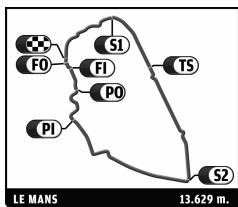
■ Personal Best ■ Session Best B Crossing the finish line in pit lane

Lap	D	Time	Sector 1	Sector 2	Sector 3	T6	T7	Porsche	Ford	T. Spd	Hour	Elapsed	
0	Highcroft Racing		3.Satoshi Motoyama		Delta Wing Nissan CDNT								
	1.Marino Franchitti												
	2.Michael Krumm												
	1	2	5:59.684	1:17.348	2:12.448	2:29.888	4.621		30.256	9.137	105.0	09:05	5:59.684
2	2	5:03.264 B	46.248	1:50.195	2:26.821		4.488	29.806		205.4	09:11	11:02.948	
3	3	15:22.353 B	...	2:02.603	2:47.398			31.386		189.4	09:26	26:25.301	
1	Audi Sport Team Joest		3.Benoit Tréluyer		Audi R18 e-tron quattro LMP1								
	1.Marcel Fässler												
	2.André Lotterer												
	1	3	5:07.473	1:06.122	1:52.238	2:09.113	4.544		26.025	12.725	191.3	09:05	5:07.473
	2	3	4:39.382 B	46.015	1:41.713	2:11.654		4.154	25.236		206.2	09:09	9:46.855
	3	1	15:00.930	...	1:47.290	2:00.533	4.246		24.624	7.990	197.9	09:24	24:47.785
	4	1	4:10.737	40.730	1:35.004	1:55.003	4.203	4.043	23.266	7.626	274.5	09:28	28:58.522
	5	1	4:13.067 B	40.869	1:33.804	1:58.394		3.982	21.708		305.2	09:33	33:11.589
	6	2	5:11.356	1:38.459	1:36.330	1:56.567	4.202		23.974	7.923	232.0	09:38	38:22.945
7	2	4:09.600	40.716	1:33.809	1:55.075	3.978	4.024	23.175	8.214	274.5	09:42	42:32.545	
8	2	4:07.472	40.778	1:33.965	1:52.729	3.936	3.963	22.583	7.960	248.3	09:46	46:40.017	
2	Audi Sport Team Joest		3.Allan McNish		Audi R18 e-tron quattro LMP1								
	1.Dindo Capello												
	2.Tom Kristensen												
	1	2	4:56.232	1:01.427	1:49.100	2:05.705	4.202		26.368	8.548	210.1	09:04	4:56.232
	2	2	4:23.599	42.059	1:41.478	2:00.062	4.693	3.994	24.903	8.588	231.5	09:09	9:19.831
	3	2	5:31.543 B	44.654	2:07.419	2:39.470		4.126	29.193		163.8	09:14	14:51.374
	4	3	10:01.742	6:16.329	1:45.384	2:00.029	4.306		23.376	7.885	176.5	09:24	24:53.116
	5	3	4:14.855 B	40.475	1:33.359	2:01.021		4.053	22.504		251.2	09:29	29:07.971
	6	1	5:33.224	2:02.203	1:36.011	1:55.010	3.935		23.301	7.873	270.4	09:34	34:41.195
7	1	4:13.107	41.220	1:34.115	1:57.772	4.144	3.976	22.808	8.265	292.9	09:38	38:54.302	
8	1	4:05.178	42.910	1:31.310	1:50.958	4.055	3.974	21.534	7.674	302.7	09:42	42:59.480	
9	1	4:07.153	39.710	1:31.566	1:55.877	4.152	3.957	24.260	8.697	277.3	09:47	47:06.633	
3	Audi Sport Team Joest		3.Marc Gené		Audi R18 Ultra LMP1								
	1.Romain Dumas												
	2.Loic Duval												
	1	1	5:55.458	1:11.068	2:17.169	2:27.221	4.294		29.367	8.895	123.0	09:05	5:55.458
	2	1	4:44.256 B	44.426	1:43.391	2:16.439		4.169	26.609		243.3	09:10	10:39.714
	3	3	14:22.299	...	1:50.901	2:02.522	4.233		24.035	8.781	168.9	09:25	25:02.013
	4	3	4:16.222	41.365	1:37.640	1:57.217	4.136	4.125	23.193	8.642	251.2	09:29	29:18.235
	5	3	4:18.987 B	41.479	1:35.844	2:01.664		4.085	23.481		265.2	09:33	33:37.222
	6	2	5:21.527	1:45.635	1:39.156	1:56.736	4.149		22.991	8.145	231.0	09:38	38:58.749
7	2	4:13.297	41.103	1:36.334	1:55.860	4.027	4.099	23.605	7.596	225.7	09:43	43:12.046	
8	2	4:03.933	40.365	1:31.767	1:51.801	4.214	4.050	21.888	7.403	254.7	09:47	47:15.979	
4	Audi Sport North America		3.Mike Rockenfeller		Audi R18 Ultra LMP1								
	1.Marco Bonanomi												
	2.Oliver Jarvis												
	1	3	5:13.364	1:04.879	2:02.443	2:06.042	4.444		25.562	9.100	136.6	09:05	5:13.364
	2	3	4:42.795 B	44.608	1:44.371	2:13.816		4.223	26.590		258.3	09:09	9:56.159
	3	1	15:14.314	...	1:49.741	2:05.989	4.422		25.572	8.109	217.2	09:25	25:10.473
	4	1	4:14.304	42.638	1:36.119	1:55.547	4.254	4.198	22.992	7.874	280.2	09:29	29:24.777
	5	1	4:19.148 B	41.317	1:35.244	2:02.587		4.121	23.030		277.3	09:33	33:43.925
	6	2	5:58.537	2:22.849	1:36.556	1:59.132	4.383		23.420	7.955	250.6	09:39	39:42.462
7	2	4:12.108	41.671	1:34.054	1:56.383	4.263	4.159	22.557	8.731	222.1	09:43	43:54.570	
8	2	4:07.507	43.381	1:32.155	1:51.971	4.223	4.120	21.611	7.766	276.6	09:48	48:02.077	
7	Toyota Racing		3.Kazuki Nakajima		Toyota TS 030 - Hybrid LMP1								
	1.Alexander Wurz												
2.Nicolas Lapierre													
1	1	6:18.872 B	1:28.459	2:16.076	2:34.337			28.455		152.0	09:06	6:18.872	



24 HEURES DU MANS

16-17 JUIN 2012



FIA WEC

80^e Edition des 24 Heures du Mans

Warm Up

Sector Analysis

■ Personal Best ■ Session Best B Crossing the finish line in pit lane

Lap	D	Time	Sector 1	Sector 2	Sector 3	T6	T7	Porsche	Ford	T. Spd	Hour	Elapsed
2	1	35:26.154	...	1:40.844	2:00.596	4.230		24.199	8.133	209.3	09:41	41:45.026
3	1	4:08.580	42.268	1:33.167	1:53.145	4.177	3.931	22.587	7.666	237.0	09:45	45:53.606
8	Toyota Racing 1. Anthony Davidson 2. Sébastien Buemi		3. Stéphane Sarrazin		Toyota TS 030 - Hybrid LMP1							
1	3	6:04.291 B	1:14.940	2:09.289	2:40.062			31.557		162.1	09:06	6:04.291
2	3	36:47.913	...	1:40.910	2:03.633	4.562		24.304	9.229	203.1	09:42	42:52.204
3	3	4:14.101	41.569	1:34.218	1:58.314	4.274	3.987	24.938	8.765	262.0	09:47	47:06.305
12	Rebellion Racing 1. Nicolas Prost 2. Neel Jani		3. Nick Heidfeld		Lola B12/60 Coupe - Toyota LMP1							
1	2	5:44.333 B	1:06.531	2:12.271	2:25.531			26.974		146.7	09:05	5:44.333
2	2	20:01.400 B	...	1:46.905	2:55.537			25.826		217.6	09:25	25:45.733
3	1	6:59.564 B	2:56.844	1:45.178	2:17.542			26.771		208.1	09:32	32:45.297
4	3	6:08.787	2:27.907	1:40.576	2:00.304	4.347		23.521	8.289	238.0	09:38	38:54.084
5	3	4:20.064	44.074	1:37.504	1:58.486	4.366	4.225	23.328	8.462	234.5	09:43	43:14.148
6	3	4:17.426	42.122	1:36.682	1:58.622	6.545	4.190	22.501	8.688	300.2	09:47	47:31.574
13	Rebellion Racing 1. Andrea Belicchi 2. Harold Primat		3. Jeroen Bleekemolen		Lola B12/60 Coupe - Toyota LMP1							
1	1	6:13.872 B	1:19.936	2:17.884	2:36.052			31.097		121.7	09:06	6:13.872
2	1	21:29.699 B	...	1:46.345	4:51.869			27.833		205.4	09:27	27:43.571
3	1	11:16.908	7:32.917	1:38.912	2:05.079	4.197		24.582	8.104	238.6	09:39	39:00.479
4	1	4:18.133	42.340	1:38.377	1:57.416	4.174	4.187	23.113	8.043	233.0	09:43	43:18.612
5	1	4:14.277	42.679	1:35.626	1:55.972	4.294	4.163	22.755	8.243	266.5	09:47	47:32.889
15	Oak Racing 1. Franck Montagny 2. Bertrand Baguette		3. Dominik Kraihamer		Oak Pescarolo - Judd LMP1							
1	2	26:21.241 B	...	1:49.259	2:28.579			26.831		200.1	09:26	26:21.241
2	2	10:46.274	7:02.006	1:38.085	2:06.183	4.286		24.339	9.229	227.2	09:37	37:07.515
3	2	4:24.281	43.436	1:36.282	2:04.563		4.222	22.794		275.9	09:41	41:31.796
16	Pescarolo Team 1. Emmanuel Collard 2. Stuart Hall		3. Seiji Ara		Pescarolo 03 - Judd LMP1							
1	1	7:08.044 B	2:35.491	2:00.839	2:31.714			27.556		194.1	09:07	7:08.044
17	Pescarolo Team 1. Sébastien Bourdais 2. Nicolas Minassian		3. Seiji Ara		Dome - Judd LMP1							
1	1	6:49.887 B	1:58.439	2:05.320	2:46.128			30.564		192.4	09:06	6:49.887
2	1	17:49.996	...	1:40.973	2:00.010	4.293		23.564	8.076	233.0	09:24	24:39.883
3	1	4:14.792	41.599	1:36.940	1:56.253	4.191	4.295	22.589	7.919	274.5	09:28	28:54.675
4	1	4:15.498	40.687	1:38.496	1:56.315	4.117	4.257	22.474	7.902	293.7	09:33	33:10.173
5	1	4:20.798 B	40.514	1:36.582	2:03.702		4.234	22.279		260.8	09:37	37:30.971
6	2	9:02.021	5:18.510	1:42.738	2:00.773	4.553		24.001	8.654	212.6	09:46	46:32.992
21	Strakka Racing 1. Nick Leventis 2. Danny Watts		3. Jonny Kane		HPD ARX 03a - Honda LMP1							
1	3	7:21.067 B	2:47.980	2:00.811	2:32.276			29.101		176.2	09:07	7:21.067
2	3	19:47.239	...	1:57.769	2:25.632	4.671		27.215	9.227	170.2	09:27	27:08.306
3	3	5:01.172	50.080	1:49.056	2:22.036		4.930	27.218		214.2	09:32	32:09.478
22	JRM 1. David Brabham 2. Karun Chandhok		3. Peter Dumbreck		HPD ARX 03a - Honda LMP1							
1	2	14:48.278 B	9:58.860	2:06.828	2:42.590			32.313		165.3	09:14	14:48.278



24 HEURES DU MANS

16-17 JUIN 2012



FIA WEC

80^e Edition des 24 Heures du Mans

Warm Up

Sector Analysis

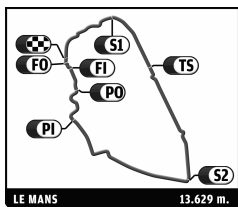
■ Personal Best ■ Session Best B Crossing the finish line in pit lane

Lap	D	Time	Sector 1	Sector 2	Sector 3	T6	T7	Porsche	Ford	T. Spd	Hour	Elapsed
2	1	20:54.180	...	1:46.125	2:07.865	4.453		24.830	8.557	203.1	09:35	35:42.458
3	1	4:23.483	43.544	1:39.264	2:00.675	4.281	4.221	24.344	8.497	241.7	09:40	40:05.941
4	1	4:18.677	43.246	1:36.911	1:58.520	4.182	4.201	23.931	8.252	247.8	09:44	44:24.618
5	1	4:15.542	42.573	1:34.825	1:58.144	4.284	4.133	23.844	8.188	267.1	09:48	48:40.160
23 Signatech Nissan Oreca 03 - Nissan LMP2												
1.Franck Maillieux 2.Olivier Lombard 3.Jordan Tresson												
1	1	5:54.530 B	1:09.020	2:14.526	2:30.984			27.163		184.9	09:05	5:54.530
2	2	20:10.605	...	1:54.778	2:13.960	4.553		27.777	9.128	203.5	09:26	26:05.135
3	2	4:41.606 B	46.224	1:43.221	2:12.161		4.431	24.757		199.4	09:30	30:46.741
4	3	6:20.784	2:19.097	1:44.840	2:16.847	4.579		28.546	9.336	210.1	09:37	37:07.525
5	3	4:46.713 B	46.488	1:44.270	2:15.955		4.444	26.063		258.3	09:41	41:54.238
6	1	5:48.146	2:08.123	1:39.891	2:00.132	4.370		23.321	8.824	210.1	09:47	47:42.384
24 Oak Racing Morgan - Judd LMP2												
1.Jacques Nicolet 2.Matthieu Lahaye 3.Olivier Pla												
1	3	4:52.520	54.575	1:50.132	2:07.813	4.589		25.078	8.588	193.0	09:04	4:52.520
2	3	4:41.370 B	44.062	1:42.453	2:14.855		4.444	24.854		213.0	09:09	9:33.890
3	3	16:00.916 B	...	1:58.285	2:20.658			26.519		170.5	09:25	25:34.806
4	3	8:29.544 B	4:40.822	1:38.730	2:09.992			24.481		227.2	09:34	34:04.350
5	2	6:31.481 B	2:42.586	1:40.885	2:08.010			23.981		234.0	09:40	40:35.831
25 ADR-Delta Oreca 03 - Nissan LMP2												
1.John Martin 2.Jan Charouz 3.Tor Graves												
1	2	7:30.101	2:56.298	2:03.132	2:30.671	4.788		36.003	9.165	139.0	09:07	7:30.101
2	2	15:12.603 B	...	2:06.357	2:16.281		4.544	25.635		164.3	09:22	22:42.704
3	2	20:19.144 B	...	1:56.165	2:10.934			24.453		212.6	09:43	43:01.848
26 Signatech Nissan Oreca 03 - Nissan LMP2												
1.Nelson Panciatici 2.Pierre Ragues 3.Roman Rusinov												
1	2	6:16.528 B	1:24.066	2:15.898	2:36.564			30.274		135.1	09:06	6:16.528
2	3	20:30.230	...	2:12.755	2:29.367	4.597		31.221	9.762	162.6	09:26	26:46.758
3	3	4:59.781 B	49.047	1:47.724	2:23.010		4.486	28.725		206.2	09:31	31:46.539
4	1	10:11.165	6:06.621	1:53.414	2:11.130	4.625		27.146	8.460	179.1	09:41	41:57.704
5	1	4:23.359	44.117	1:39.204	2:00.038	4.194	4.453	24.285	8.223	255.9	09:46	46:21.063
28 Gulf Racing Middle East Lola B12/80 Coupe - Nissan LMP2												
1.Fabien Giroix 2.Stefan Johansson 3.Ludovic Badey												
1	3	6:52.044 B	2:09.129	1:55.480	2:47.435			30.371		200.8	09:06	6:52.044
2	3	19:15.979 B	...	2:12.636	2:37.394			28.631		166.3	09:26	26:08.023
3	3	8:26.691	4:24.681	1:41.663	2:20.347	4.605		23.907	8.165	231.0	09:34	34:34.714
4	3	4:27.693	42.900	1:41.463	2:03.330	4.339	4.411	24.383	8.434	247.8	09:39	39:02.407
5	3	4:32.013	44.830	1:42.012	2:05.171	4.383	4.361	24.896	8.473	269.8	09:43	43:34.420
6	3	4:21.286	42.364	1:38.486	2:00.436	4.295	4.366	22.942	8.615	281.6	09:47	47:55.706
29 Gulf Racing Middle East Lola B12/80 Coupe - Nissan LMP2												
1.Jean-Denis Deletraz 2.Keiko Ihara 3.Marc Rostan												
1	3	37:24.225 B	3:24.611	2:11.500	...			29.792	9.415	134.6	09:37	37:24.225
30 Status Grand Prix Lola - Judd LMP2												
1.Alexander Sims 2.Yelmer Buurman 3.Romain Iannetta												
1	1	6:54.821 B	1:49.059	2:16.746	2:49.016			29.816		128.1	09:06	6:54.821
2	2	18:30.609	...	1:52.922	2:26.765	6.236		27.343	8.997	177.1	09:25	25:25.430
3	2	4:43.083 B	47.095	1:43.827	2:12.161		4.899	24.799		241.2	09:30	30:08.513



24 HEURES DU MANS

16-17 JUIN 2012



FIA WEC

80^e Edition des 24 Heures du Mans

Warm Up

Sector Analysis

■ Personal Best ■ Session Best B Crossing the finish line in pit lane

Lap	D	Time	Sector 1	Sector 2	Sector 3	T6	T7	Porsche	Ford	T. Spd	Hour	Elapsed
4	1	6:54.227	2:37.304	1:45.220	2:31.703	4.738		29.556	8.802	229.1	09:37	37:02.740
5	1	4:40.579	47.915	1:43.625	2:09.039	4.507	4.487	25.752	9.041	252.3	09:41	41:43.319
6	1	4:36.867 B	45.737	1:39.122	2:12.008		4.425	24.335		253.5	09:46	46:20.186

31		Lotus		3.Luca Moro						Lola B12/80 Coupe - Lotus		LMP2
		1.Thomas Holzer										
		2.Mirco Schultis										
1	3	6:59.074 B	1:47.341	2:15.805	2:55.928			31.539		168.1	09:06	6:59.074
2	3	35:52.972	...	1:49.037	2:19.815	4.796		26.767	9.572	209.7	09:42	42:52.046
3	3	4:54.424	46.790	1:43.325	2:24.309	21.713	4.514	25.748	8.935	252.3	09:47	47:46.470

33		Level 5 Motorsport		3.Luis Diaz						HPD ARX 03b - Honda		LMP2
		1.Scott Tucker										
		2.Christophe Bouchut										
1	2	7:50.066	3:21.403	2:11.477	2:17.186	4.521		28.705	8.856	171.0	09:07	7:50.066
2	2	5:19.712 B	46.266	2:02.493	2:30.953		4.443	28.640		227.6	09:13	13:09.778
3	2	22:57.544	...	1:49.761	2:38.215	4.311		26.419	8.640	226.7	09:36	36:07.322
4	2	4:26.643	44.080	1:39.921	2:02.642	4.241	4.345	24.624	8.437	241.2	09:40	40:33.965
5	2	4:20.926	42.675	1:38.435	1:59.816	4.350	4.314	23.945	7.972	267.1	09:44	44:54.891
6	2	4:26.367 B	42.845	1:37.833	2:05.689		4.341	23.559		273.2	09:49	49:21.258

35		Oak Racing		3.Maxime Martin						Morgan - Nissan		LMP2
		1.David Heinemeier Hansson										
		2.Bas Leinders										
1	3	6:30.367 B	1:38.746	2:13.084	2:38.537			28.444		162.3	09:06	6:30.367
2	3	19:26.304	...	1:56.100	2:20.433	4.610		27.167	9.186	215.9	09:25	25:56.671
3	3	4:32.580	44.713	1:43.067	2:04.800	4.554	4.588	24.828	8.422	226.7	09:30	30:29.251
4	3	4:38.315 B	43.673	1:43.281	2:11.361		4.407	23.860		213.4	09:35	35:07.566
5	2	6:57.464	3:15.803	1:39.918	2:01.743	4.283		24.276	8.695	249.5	09:42	42:05.030
6	2	4:20.164	44.063	1:36.577	1:59.524	5.027	4.317	23.084	8.045	283.8	09:46	46:25.194

38		Jota		3.Haruki Kurosawa						Zytek Z11SN - Nissan		LMP2
		1.Simon Dolan										
		2.Sam Hancock										
1	2	5:49.085 B	1:05.364	2:15.332	2:28.389			27.930		135.4	09:05	5:49.085
2	2	7:24.403 B	2:58.607	1:57.205	2:28.591			28.113		219.8	09:13	13:13.488
3	1	13:23.650	8:47.324	2:09.114	2:27.212	4.621		30.831	9.844	161.9	09:26	26:37.138
4	1	5:21.318	50.110	1:50.209	2:40.999	34.479	4.860	26.595	9.146	190.0	09:31	31:58.456
5	1	5:18.836 B	50.654	1:51.943	2:36.239		5.928	28.375		161.6	09:37	37:17.292
6	3	6:10.767	2:16.002	1:49.163	2:05.602	4.399		24.690	8.600	221.6	09:43	43:28.059
7	3	4:27.107	44.067	1:40.824	2:02.216	4.356	4.282	24.891	8.530	244.4	09:47	47:55.166

40		Race Performance		3.Ralph Meichtry						Oreca 03 - Judd		LMP2
		1.Michel Frey										
		2.Jonathan Hirschi										
1	1	6:48.974 B	1:55.763	2:06.222	2:46.989			31.773		164.3	09:06	6:48.974
2	1	20:17.613	...	2:01.124	3:44.976	4.581		28.322	9.439	165.3	09:27	27:06.587
3	1	4:44.683	46.743	1:45.896	2:12.044	4.444	4.489	26.835	9.193	206.2	09:31	31:51.270
4	1	4:45.642 B	45.538	1:42.804	2:17.300		4.377	26.820		232.0	09:36	36:36.912
5	3	6:38.050	2:51.434	1:43.805	2:02.811	4.294		23.650	9.225	221.2	09:43	43:14.962
6	3	4:21.910	43.925	1:37.391	2:00.594	4.358	4.339	22.973	8.574	289.8	09:47	47:36.872

41		Greaves Motorsport		3.Elon Julian						Zytek Z11SN - Nissan		LMP2
		1.Christian Zugel										
		2.Ricardo Gonzalez										
1	3	7:34.464	3:15.702	1:59.155	2:19.607	4.690		28.072	9.061	183.6	09:07	7:34.464
2	3	5:24.609 B	47.059	1:53.500	2:44.050		4.517	32.414		206.5	09:12	12:59.073

42		Greaves Motorsport		3.Alex Brundle						Zytek Z11SN - Nissan		LMP2
		1.Lucas Ordoñez										
		2.Martin Brundle										



24 HEURES DU MANS

16-17 JUIN 2012



FIA WEC

80^e Edition des 24 Heures du Mans

Warm Up

Sector Analysis

■ Personal Best ■ Session Best B Crossing the finish line in pit lane

Lap	D	Time	Sector 1	Sector 2	Sector 3	T6	T7	Porsche	Ford	T. Spd	Hour	Elapsed
1	2	6:09.647	1:24.831	2:18.179	2:26.637	4.902		28.581	9.628	121.8	09:06	6:09.647
2	2	5:17.568B	46.347	2:00.621	2:30.600		4.512	30.289		230.5	09:11	11:27.215
3	3	14:45.163	...	1:54.175	2:13.209	4.325		25.799	8.906	197.6	09:26	26:12.378
4	3	4:37.313	45.287	1:43.446	2:08.580	4.269	4.318	25.235	8.287	243.3	09:30	30:49.691
5	3	4:40.303B	44.721	1:42.690	2:12.892		4.289	24.968		217.2	09:35	35:29.994
6	1	6:12.667	2:26.832	1:40.349	2:05.486	4.605		25.983	8.529	247.2	09:41	41:42.661
7	1	4:19.781	43.929	1:38.002	1:57.850	4.342	4.451	23.148	8.125	222.1	09:46	46:02.442

43		Extreme Limit Aric		3.Philippe Haezebrouck		Norma MP 2000 - Judd		LMP2				
1	1	8:01.465B	3:25.692	2:05.978	2:29.795		27.948		154.5	09:08	8:01.465	
2	1	17:41.329	...	1:58.748	2:18.331	4.648		26.587	8.634	178.8	09:25	25:42.794
3	1	4:44.277	45.877	1:48.117	2:10.283	4.539	4.574	26.049	8.132	199.0	09:30	30:27.071
4	1	4:38.376B	44.834	1:42.911	2:10.631		4.519	23.947		212.2	09:35	35:05.447

44		Starworks Motorsports		3.Thomas Kimber-Smith		HPD ARX 03b - Honda		LMP2			
1	2	6:53.321B	2:14.268	1:59.305	2:39.748		30.410		196.5	09:06	6:53.321

45		Boutsen Ginion Racing		3.Shinji Nakano		Oreca 03 - Nissan		LMP2				
1	3	6:15.512B	1:19.023	2:17.859	2:38.630		30.503		113.9	09:06	6:15.512	
2	3	8:34.147B	3:45.122	2:06.292	2:42.733		32.063		200.8	09:14	14:49.659	
3	3	10:56.997	6:46.830	1:53.452	2:16.715	4.986		26.663	8.895	234.0	09:25	25:46.656
4	3	4:33.301B	43.963	1:41.020	2:08.318		4.501	23.276		236.5	09:30	30:19.957
5	1	9:39.355B	5:33.086	1:46.403	2:19.866			27.150		210.9	09:39	39:59.312
6	2	6:28.160	2:35.960	1:46.949	2:05.251	4.785		24.171	8.688	196.9	09:46	46:27.472

46		Thiriet By TDS Racing		3.Christophe Tinseau		Oreca 03 - Nissan		LMP2				
1	3	6:29.040B	1:27.467	2:21.000	2:40.573		28.904		134.7	09:06	6:29.040	
2	3	7:15.503B	2:50.584	2:00.066	2:24.853		27.573		170.5	09:13	13:44.543	
3	2	12:52.812	8:21.696	2:08.864	2:22.252	4.310		26.576	9.507	189.0	09:26	26:37.355
4	2	4:37.279	47.883	1:44.005	2:05.391	4.328	4.294	24.646	9.004	213.8	09:31	31:14.634
5	2	4:47.841B	44.285	1:42.896	2:20.660		4.356	29.438		215.1	09:36	36:02.475
6	1	6:08.026	2:20.107	1:44.279	2:03.640	4.379		24.650	8.376	210.9	09:42	42:10.501
7	1	4:23.179	43.747	1:39.751	1:59.681	4.370	4.306	23.414	8.073	214.2	09:46	46:33.680

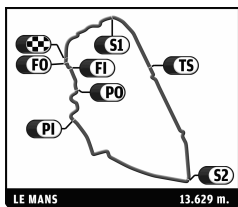
48		Murphy Prototypes		3.Brendon Hartley		Oreca 03 - Nissan		LMP2				
1	3	6:08.214B	1:12.407	2:13.935	2:41.872		29.490		171.0	09:06	6:08.214	
2	1	19:50.581B	...	2:06.091	2:35.930		31.162		171.3	09:25	25:58.795	
3	2	6:04.719	2:15.286	1:42.111	2:07.322	4.826		26.152	8.480	223.4	09:32	32:03.514
4	2	4:27.321	45.318	1:40.078	2:01.925	4.331	4.409	24.502	8.908	245.0	09:36	36:30.835
5	2	4:31.419B	44.579	1:38.081	2:08.759		4.306	24.196		262.6	09:41	41:02.254

49		Pecom Racing		3.Pierre Kaffer		Oreca 03 - Nissan		LMP2				
1	2	8:06.595B	2:54.218	1:58.814	3:13.563		29.338		193.7	09:08	8:06.595	
2	2	19:58.659B	...	2:38.567	3:37.657		39.702		171.5	09:28	28:05.254	
3	2	12:35.163	8:44.426	1:46.804	2:03.933	4.422		24.975	9.107	225.3	09:40	40:40.417
4	2	4:21.478	43.695	1:37.829	1:59.954	4.240	4.326	23.928	8.328	279.4	09:45	45:01.895



24 HEURES DU MANS

16-17 JUIN 2012



FIA WEC

80^e Edition des 24 Heures du Mans

Warm Up

Sector Analysis

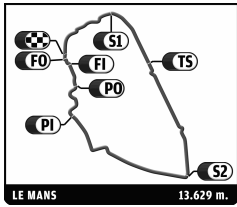
■ Personal Best ■ Session Best B Crossing the finish line in pit lane

Lap	D	Time	Sector 1	Sector 2	Sector 3	T6	T7	Porsche	Ford	T. Spd	Hour	Elapsed	
50	Larbre Competition		3. Pedro Lamy		Chevrolet Corvette C6 ZR1								
	1. Patrick Bornhauser		LMGTE Am										
	2. Julien Canal												
	1	3	8:29.308 B	3:09.234	2:32.564	2:47.510			29.878		153.5	09:08	8:29.308
	2	3	18:34.008	...	2:06.325	2:31.721	4.896		30.844	10.892	182.7	09:27	27:03.316
	3	3	4:57.392	47.728	1:53.007	2:16.657	4.476	4.741	28.751	9.347	191.0	09:32	32:00.708
4	3	4:48.803	47.610	1:49.728	2:11.465	4.410	4.638	26.931	8.605	198.7	09:36	36:49.511	
5	3	5:00.251 B	46.943	1:50.004	2:23.304		4.615	27.857		198.7	09:41	41:49.762	
51	AF Corse		3. Toni Vilander		Ferrari 458 Italia								
	1. Giancarlo Fisichella		LMGTE Pro										
	2. Gianmaria Bruni												
	1	3	6:16.053	1:16.789	2:24.640	2:34.624	4.697		30.285	9.305	104.8	09:06	6:16.053
	2	3	5:34.453 B	47.273	2:03.138	2:44.042		4.906	32.259		209.3	09:11	11:50.506
3	3	31:02.172	...	1:53.831	2:07.411	4.206		25.939	7.883	204.2	09:42	42:52.678	
4	3	4:28.220	44.219	1:41.962	2:02.039	4.221	4.558	24.720	7.531	234.0	09:47	47:20.898	
55	JWA-Avila		3. Paul Daniels		Porsche 911 RSR (997)								
	1. Joël Camathias		LMGTE Am										
	2. Markus Palttala												
	1	1	10:30.085 B	5:57.527	2:03.156	2:29.402			30.390		208.5	09:10	10:30.085
	2	3	15:36.383 B	...	2:05.818	2:47.705			34.134		211.7	09:26	26:06.468
	3	3	10:01.514 B	5:21.687	1:59.634	2:40.193			31.754		194.1	09:36	36:07.982
4	1	6:17.917	2:17.851	1:47.203	2:12.863	4.442		27.378	8.895	192.7	09:42	42:25.899	
5	1	4:39.947	45.916	1:44.662	2:09.369	4.481	4.686	26.709	8.464	228.1	09:47	47:05.846	
57	Krohn Racing		3. Michele Rugolo		Ferrari 458 Italia								
	1. Tracy Krohn		LMGTE Am										
	2. Niclas Jönsson												
	1	2	6:46.487 B	1:46.399	2:13.169	2:46.919			31.669		170.2	09:06	6:46.487
	2	2	20:36.771	...	2:00.127	2:59.141	4.954		29.877	8.864	196.5	09:27	27:23.258
	3	2	5:07.851 B	48.462	1:52.779	2:26.610		4.797	28.116		208.5	09:32	32:31.109
	4	3	6:54.963	2:28.978	2:04.058	2:21.927	4.612		30.369	9.103	179.1	09:39	39:26.072
5	3	4:56.408	48.414	1:52.734	2:15.260	4.489	4.680	29.064	8.578	185.2	09:44	44:22.480	
6	3	4:47.144	47.851	1:46.491	2:12.802	4.466	4.648	27.913	8.673	208.1	09:49	49:09.624	
58	Luxury Racing		3. Gunnar Jeannette		Ferrari 458 Italia								
	1. Pierre Ehret		LMGTE Am										
	2. Franck Montecalvo												
	1	3	7:09.706 B	2:28.502	2:04.849	2:36.355			31.492		159.5	09:07	7:09.706
	2	2	19:25.470	...	2:07.820	2:28.602	4.569		31.422	9.528	156.3	09:26	26:35.176
	3	2	5:02.236	51.050	1:54.603	2:16.583	4.538	4.756	28.444	9.705	175.7	09:31	31:37.412
	4	2	5:06.103 B	49.924	1:48.595	2:27.584		4.717	28.283		222.5	09:36	36:43.515
5	1	7:10.361	2:55.899	1:58.028	2:16.434	4.559		28.554	9.395	175.4	09:43	43:53.876	
6	1	4:52.610	46.917	1:52.517	2:13.176	4.461	4.709	27.568	8.873	228.1	09:48	48:46.486	
59	Luxury Racing		3. Dominik Farnbacher		Ferrari 458 Italia								
	1. Frédéric Makowiecki		LMGTE Pro										
	2. Jaime Melo												
	1	2	6:36.620	1:36.255	2:21.994	2:38.371	4.977		32.478	10.293	154.5	09:06	6:36.620
	2	2	5:46.886 B	54.087	2:05.248	2:47.551		4.881	34.097		174.0	09:12	12:23.506
	3	2	13:40.263	9:25.021	1:54.078	2:21.164	4.375		29.130	8.945	180.3	09:26	26:03.769
	4	2	4:52.428 B	45.922	1:46.023	2:20.483		4.651	27.293		223.0	09:30	30:56.197
	5	2	6:49.845 B	2:50.431	1:44.927	2:14.487			25.825		239.6	09:37	37:46.042
6	3	6:06.471	2:12.941	1:44.841	2:08.689	4.351		26.950	8.358	220.3	09:43	43:52.513	
7	3	4:37.093	45.195	1:43.181	2:08.717	4.261	4.643	25.243	7.918	240.7	09:48	48:29.606	
61	AF Corse-Waltrip		3. Brian Vickers		Ferrari 458 Italia								
	1. Robert Kauffman		LMGTE Am										
2. Rui Aguas													
1	2	6:54.384	1:34.759	2:26.045	2:53.580	5.445		35.208	10.939	168.1	09:06	6:54.384	



24 HEURES DU MANS

16-17 JUIN 2012



FIA WEC

80^e Edition des 24 Heures du Mans

Warm Up

Sector Analysis

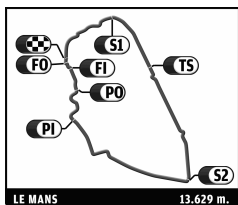
■ Personal Best ■ Session Best B Crossing the finish line in pit lane

Lap	D	Time	Sector 1	Sector 2	Sector 3	T6	T7	Porsche	Ford	T. Spd	Hour	Elapsed
2	2	5:39.296 B	51.365	2:06.511	2:41.420		5.253	31.510		224.8	09:12	12:33.680
3	2	14:13.611	9:41.897	2:07.169	2:24.545	4.652		29.909	9.243	186.1	09:26	26:47.291
4	2	4:57.771	48.873	1:53.856	2:15.042	4.554	4.693	28.232	8.601	210.5	09:31	31:45.062
5	2	4:50.251 B	46.826	1:45.642	2:17.783		4.679	27.348		223.0	09:36	36:35.313
66 JMW Motorsport Ferrari 458 Italia 1. James Walker LMGTE Pro 2. Jonny Cocker 3. Roger Wills												
1	2	5:48.116	1:03.834	2:12.412	2:31.870	4.893		32.229	9.696	160.0	09:05	5:48.116
2	2	5:31.364 B	52.045	2:02.513	2:36.806		5.125	31.012		196.9	09:11	11:19.480
3	3	14:22.363 B	9:54.868	1:58.662	2:28.833			29.044		171.3	09:25	25:41.843
4	1	7:06.989	2:42.172	1:59.191	2:25.626	4.846		29.548	8.762	198.7	09:32	32:48.832
5	1	4:49.207	48.303	1:49.417	2:11.487	4.727	4.955	26.369	8.216	229.1	09:37	37:38.039
6	1	4:58.404	48.326	1:49.638	2:20.440	4.760	4.914	27.751	8.498	184.6	09:42	42:36.443
7	1	4:43.235	46.688	1:46.569	2:09.978	4.661	4.912	25.876	8.387	241.7	09:47	47:19.678
67 Insa Performance Matmut Porsche 911 RSR (997) 1. Nicolas Armino LMGTE Am 2. Raymond Narac 3. Anthony Pons												
1	1	12:29.091 B	7:39.278	1:57.893	2:51.920			33.457		213.4	09:12	12:29.091
2	1	13:01.706	8:43.815	1:56.203	2:21.688	4.594		29.670	9.117	205.4	09:25	25:30.797
3	1	4:50.793	47.552	1:48.487	2:14.754	4.659	4.703	28.165	8.593	237.5	09:30	30:21.590
4	1	5:06.989 B	47.833	1:49.942	2:29.214		4.717	29.864		238.6	09:35	35:28.579
70 Larbre Competition Chevrolet Corvette C6 ZR1 1. Jean-Philippe Belloc LMGTE Am 2. Christophe Bourret 3. Pascal Gibon												
1	1	8:44.726 B	3:15.214	2:35.418	2:54.094			32.153		147.3	09:08	8:44.726
2	1	18:21.703	...	2:02.503	2:30.509	5.018		29.309	9.400	175.1	09:27	27:06.429
3	1	5:02.986	51.346	1:53.482	2:18.158	4.708	4.870	28.738	9.659	197.6	09:32	32:09.415
4	1	4:59.529	48.077	1:47.564	2:23.888	4.691	4.691	28.724	10.060	217.2	09:37	37:08.944
5	1	4:53.845 B	48.625	1:47.697	2:17.523		4.670	26.757		213.8	09:42	42:02.789
71 AF Corse Ferrari 458 Italia 1. Andrea Bertolini LMGTE Pro 2. Olivier Beretta 3. Marco Cioci												
1	2	7:10.990	2:33.373	2:04.339	2:33.278	5.246		32.268	9.885	194.8	09:07	7:10.990
2	2	5:44.756 B	52.017	2:03.817	2:48.922		5.007	32.967		204.2	09:12	12:55.746
3	1	15:00.022 B	...	2:07.114	2:41.010			33.935		179.7	09:27	27:55.768
4	3	6:28.930 B	2:11.227	1:55.773	2:21.930			27.943		212.6	09:34	34:24.698
73 Corvette Racing Chevrolet Corvette C6 ZR1 1. Jordan Taylor LMGTE Pro 2. Antonio Garcia 3. Jan Magnussen												
1	3	6:09.893 B	1:16.076	2:15.557	2:38.260			31.090		140.4	09:06	6:09.893
2	3	7:21.636 B	2:53.309	1:57.904	2:30.423			30.457		208.5	09:13	13:31.529
3	3	12:37.557 B	8:10.646	1:57.653	2:29.258			29.088		189.0	09:26	26:09.086
4	2	6:32.029	2:30.568	1:50.019	2:11.442	4.554		27.018	8.637	199.7	09:32	32:41.115
5	2	4:46.197 B	45.805	1:45.526	2:14.866		4.707	26.415		224.4	09:37	37:27.312
6	1	6:27.134	2:20.866	1:50.766	2:15.502	4.649		28.403	9.121	189.7	09:43	43:54.446
7	1	4:53.368 B	48.057	1:47.323	2:17.988			27.728		212.6	09:48	48:47.814
74 Corvette Racing Chevrolet Corvette C6 ZR1 1. Oliver Gavin LMGTE Pro 2. Tommy Milner 3. Richard Westbrook												
1	1	6:01.488 B	1:08.249	2:13.482	2:39.757			32.867		156.1	09:06	6:01.488
2	1	19:36.900	...	2:04.749	2:18.817	4.670		28.786	9.048	160.4	09:25	25:38.388
3	1	4:54.971 B	47.036	1:49.724	2:18.211		4.737	27.522		217.6	09:30	30:33.359
4	2	6:24.025	2:19.038	1:51.105	2:13.882	4.485		26.605	8.456	174.8	09:36	36:57.384
5	2	4:47.493 B	45.155	1:45.693	2:16.645		4.661	26.137		213.0	09:41	41:44.877
6	3	6:53.498	2:57.232	1:46.978	2:09.288	4.516		27.113	8.829	226.7	09:48	48:38.375



24 HEURES DU MANS

16-17 JUIN 2012



FIA WEC

80^e Edition des 24 Heures du Mans

Warm Up

Sector Analysis

■ Personal Best ■ Session Best B Crossing the finish line in pit lane

Lap	D	Time	Sector 1	Sector 2	Sector 3	T6	T7	Porsche	Ford	T. Spd	Hour	Elapsed
75		Prospeed Competition		3.Sean Edwards								Porsche 911 RSR (997) LMGTE Am
1. Abdulaziz Alfaisal		2. Bret Curtis										
1	2	7:17.169 B	1:32.363	2:22.669	3:22.137			36.257		171.5	09:07	7:17.169
2	2	19:17.561	...	2:16.161	2:38.882	4.773		34.959	10.380	161.2	09:26	26:34.730
3	2	5:30.196 B	55.800	1:57.603	2:36.793		4.925	32.368		214.2	09:32	32:04.926
4	1	6:20.347	2:07.892	1:50.838	2:21.617	4.743		28.422	8.917	210.5	09:38	38:25.273
5	1	4:44.991	47.696	1:44.914	2:12.381	4.571	4.733	27.260	8.746	234.5	09:43	43:10.264
6	1	4:54.074 B	47.436	1:47.596	2:19.042		4.677	27.549		230.5	09:48	48:04.338
77		Team Felbermayr-Proton		3.Wolf Henzler								Porsche 911 RSR (997) LMGTE Pro
1. Marc Lieb		2. Richard Lietz										
1	2	7:00.478	1:57.705	2:22.641	2:40.132	4.489		33.468	10.159	151.8	09:07	7:00.478
2	2	5:51.714 B	51.235	2:13.077	2:47.402		4.670	32.224		149.1	09:12	12:52.192
3	2	14:21.176	9:45.238	2:03.491	2:32.447	4.332		31.035	9.373	169.4	09:27	27:13.368
4	2	5:05.846 B	47.213	1:52.788	2:25.845		4.591	28.997		178.8	09:32	32:19.214
79		Flying Lizard Motorsports		3.Spencer Pumpelly								Porsche 911 RSR (997) LMGTE Am
1. Seth Neiman		2. Patrick Pilet										
1	2	7:01.443 B	2:05.873	2:07.718	2:47.852			33.829		193.7	09:07	7:01.443
2	2	36:37.702	...	1:47.422	2:11.425	4.273		28.709	8.554	213.4	09:43	43:39.145
3	2	4:44.322 B	45.975	1:44.031	2:14.316		4.585	26.842		226.7	09:48	48:23.467
80		Flying Lizard Motorsports		3.Marco Holzer								Porsche 911 RSR (997) LMGTE Pro
1. Jörg Bergmeister		2. Patrick Long										
1	1	6:54.088	2:08.477	2:11.663	2:33.948	4.869		33.146	9.366	183.6	09:06	6:54.088
2	1	5:36.026 B	51.087	1:59.705	2:45.234		4.763	32.841		206.5	09:12	12:30.114
3	1	13:29.971 B	9:07.611	1:53.253	2:29.107			28.705		205.0	09:26	26:00.085
4	2	6:37.256 B	2:30.212	1:50.206	2:16.838			27.698		202.3	09:32	32:37.341
81		AF Corse		3.Matt Griffin								Ferrari 458 Italia LMGTE Am
1. Piergiuseppe Perazzini		2. Nicola Cadei										
1	3	5:58.369	1:00.139	2:17.355	2:40.875	4.819		33.492	10.309	217.6	09:05	5:58.369
2	3	5:43.200 B	49.840	1:58.570	2:54.790		4.744	33.660		204.6	09:11	11:41.569
3	2	14:15.925	9:36.083	2:09.973	2:29.869	4.526		29.593	9.193	180.0	09:25	25:57.494
4	2	5:05.356 B	46.285	1:49.684	2:29.387		4.685	28.639		242.8	09:31	31:02.850
5	1	6:34.441	2:20.669	1:57.121	2:16.651	4.543		28.182	8.973	199.7	09:37	37:37.291
6	1	4:50.091	47.899	1:50.257	2:11.935	4.471	4.676	27.590	8.660	187.4	09:42	42:27.382
7	1	4:41.137	45.614	1:46.402	2:09.121	4.449	4.645	27.402	8.313	235.0	09:47	47:08.519
83		JMB Racing		3.Philippe Illiano								Ferrari 458 Italia LMGTE Am
1. Manuel Rodrigues		2. Alain Ferte										
1	2	6:11.963	1:10.607	2:24.188	2:37.168	4.702		33.409	9.841	101.9	09:06	6:11.963
2	2	5:30.965 B	49.317	1:58.096	2:43.552		4.767	32.895		207.3	09:11	11:42.928
3	1	15:09.894	...	2:17.950	2:32.297	4.664		32.021	9.883	181.8	09:26	26:52.822
4	1	5:24.983 B	51.385	1:52.475	2:41.123		4.742	31.863		213.8	09:32	32:17.805
88		Team Felbermayr-Proton		3.Paolo Ruberti								Porsche 911 RSR (997) LMGTE Am
1. Christian Ried		2. Gianluca Roda										
1	1	10:38.898 B	5:34.548	2:20.917	2:43.433			34.036		170.2	09:10	10:38.898
97		Aston Martin Racing		3.Darren Turner								Aston Martin Vantage V8 LMGTE Pro
1. Adrian Fernandez		2. Stefan Mücke										
1	2	6:24.274 B	1:21.090	2:24.472	2:38.712			30.381		128.8	09:06	6:24.274

