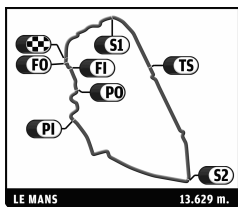




24 HEURES DU MANS

16-17 JUIN 2012



FIA WEC

80^e Edition des 24 Heures du Mans

Qualifying Practice Session 3

Sector Analysis

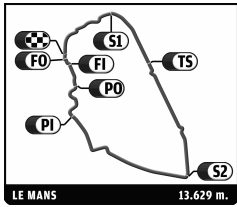
■ Personal Best ■ Session Best B Crossing the finish line in pit lane

Lap	D	Time	Sector 1	Sector 2	Sector 3	T6	T7	Porsche	Ford	T. Spd	Hour	Elapsed
0		Highcroft Racing Delta Wing Nissan 1. Marino Franchitti 3. Satoshi Motoyama CDNT 2. Michael Krumm										
1	3	4:36.130	1:03.681	1:34.794	1:57.655	3.746		23.356	6.999	295.3	22:04	4:36.130
2	3	3:56.700	36.746	1:32.068	1:47.886	3.664	4.186	19.904	6.886	303.5	22:08	8:32.830
3	3	3:54.897	36.406	1:29.933	1:48.558	3.617	4.133	20.642	6.904	302.7	22:12	12:27.727
4	3	4:01.650	36.137	1:33.663	1:51.850	3.669	4.131	21.208	7.172	275.2	22:16	16:29.377
5	3	4:10.670 B	36.672	1:30.887	2:03.111		4.130	21.120		294.5	22:20	20:40.047
6	1	11:57.782	8:33.998	1:31.958	1:51.826	3.685		21.753	6.925	295.3	22:32	32:37.829
7	1	4:00.085	37.041	1:31.743	1:51.301	3.672	4.186	22.204	6.955	278.0	22:36	36:37.914
8	1	3:57.968	37.621	1:30.870	1:49.477	3.632	4.207	20.767	7.044	296.9	22:40	40:35.882
9	1	4:06.455	42.958	1:32.539	1:50.958	3.793	4.171	21.363	7.180	299.3	22:44	44:42.337
10	1	4:15.777 B	39.694	1:34.621	2:01.462		4.221	23.381		283.1	22:48	48:58.114
11	2	20:05.558	...	1:35.342	1:53.220	3.772		22.483	7.910	243.3	23:09	1:09:03.672
12	2	4:01.341	39.134	1:32.130	1:50.077	4.116	4.209	20.345	7.310	295.3	23:13	1:13:05.013
13	2	4:16.196 B	40.202	1:35.129	2:00.865		4.285	22.625		244.4	23:17	1:17:21.209
14	2	28:13.531									23:45	1:45:34.740
15	2	3:54.442									23:49	1:49:29.182
16	2	3:50.903									23:53	1:53:20.085
17	2	4:05.854 B									23:57	1:57:25.939
18	2	5:06.818	1:49.213	1:30.969	1:46.636	3.733		19.599	6.819	279.4	00:02	2:02:32.757
1		Audi Sport Team Joest Audi R18 e-tron quattro 1. Marcel Fässler 3. Benoit Treluyer LMP1 2. André Lotterer										
1	2	5:53.172	2:54.720	1:22.985	1:35.467	3.244		16.201	6.310	319.5	22:05	5:53.172
2	2	3:38.799	34.215	1:21.521	1:43.063	3.149	3.777	15.939	6.640	319.5	22:09	9:31.971
3	2	3:23.787	32.008	1:19.840	1:31.939	3.140	3.702	15.463	5.333	324.2	22:12	12:55.758
4	2	3:28.071	32.108	1:19.409	1:36.554	3.257	3.744	17.152	6.818	326.1	22:16	16:23.829
5	2	3:28.643	31.829	1:21.258	1:35.556	3.211	3.712	17.690	5.928	323.3	22:19	19:52.472
6	2	3:56.533 B	33.698	1:23.110	1:59.725		3.724	16.346		318.5	22:23	23:49.005
7	3	8:33.159	5:27.776	1:26.610	1:38.773	3.366		17.515	6.145	300.2	22:32	32:22.164
8	3	3:33.056	34.620	1:22.223	1:36.213	3.098	3.841	17.859	5.792	321.4	22:35	35:55.220
9	3	3:28.659	32.855	1:21.228	1:34.576	3.141	3.723	16.446	5.593	320.4	22:39	39:23.879
10	3	3:28.195	32.864	1:21.368	1:33.963	3.183	3.745	16.262	5.509	321.4	22:42	42:52.074
11	3	3:26.721	32.290	1:20.250	1:34.181	3.342	3.747	16.002	5.709	326.1	22:46	46:18.795
12	3	3:47.445 B	32.345	1:21.266	1:53.834		3.772	20.437		326.1	22:50	50:06.240
13	3	14:38.724	...	1:26.595	1:42.506	3.238		20.305	6.308	292.9	23:04	1:04:44.964
14	3	3:31.313	33.506	1:22.429	1:35.378	3.114	3.815	16.922	5.836	322.3	23:08	1:08:16.277
15	3	3:30.996	32.913	1:21.925	1:36.158	3.167	3.722	16.849	6.191	325.2	23:11	1:11:47.273
16	3	3:29.561	32.415	1:21.789	1:35.357	3.135	3.725	17.648	5.766	322.3	23:15	1:15:16.834
17	3	3:30.451	33.074	1:22.406	1:34.971	3.116	3.723	17.315	5.560	325.2	23:18	1:18:47.285
18	3	3:40.205 B	32.305	1:20.736	1:47.164		3.721	15.939		324.2	23:22	1:22:27.490
19	1	5:43.754	2:44.254	1:22.696	1:36.804	3.286		16.933	6.194	319.5	23:28	1:28:11.244
20	1	3:33.824	32.715	1:21.086	1:40.023	3.276	3.827	20.550	5.952	320.4	23:31	1:31:45.068
21	1	3:31.086	32.575	1:20.707	1:37.804	3.189	3.768	17.782	6.686	321.4	23:35	1:35:16.154
22	1	3:29.116	32.523	1:21.664	1:34.929	3.231	3.715	16.607	5.746	321.4	23:38	1:38:45.270
23	1	3:28.953	32.818	1:20.926	1:35.209	3.176	3.746	16.191	6.294	321.4	23:42	1:42:14.223
24	1	3:28.382	32.317	1:20.603	1:35.462	3.234	3.725	16.922	5.782	323.3	23:45	1:45:42.605
25	1	3:28.107	32.632	1:20.547	1:34.928	3.231	3.760	16.175	6.169	324.2	23:49	1:49:10.712
26	1	3:31.691	33.578	1:21.249	1:36.864	3.234	3.755	18.060	6.020	322.3	23:52	1:52:42.403
27	1	3:26.396	32.443	1:20.280	1:33.673	3.233	3.781	15.818	5.570	326.1	23:56	1:56:08.799
28	1	3:26.971	32.613	1:20.560	1:33.798	3.368	3.769	15.911	5.672	321.4	23:59	1:59:35.770
29	1	3:36.459 B	32.545	1:20.286	1:43.628		3.793	17.116		322.3	00:03	2:03:12.229
2		Audi Sport Team Joest Audi R18 e-tron quattro 1. Dindo Capello 3. Allan McNish LMP1 2. Tom Kristensen										



24 HEURES DU MANS

16-17 JUIN 2012



FIA WEC

80^e Edition des 24 Heures du Mans

Qualifying Practice Session 3

Sector Analysis

■ Personal Best ■ Session Best B Crossing the finish line in pit lane

Lap	D	Time	Sector 1	Sector 2	Sector 3	T6	T7	Porsche	Ford	T. Spd	Hour	Elapsed
1	2	4:03.190	56.942	1:27.862	1:38.386	3.352		17.451	6.143	259.5	22:04	4:03.190
2	2	3:28.093	32.575	1:20.484	1:35.034	3.251	3.865	17.715	5.670	320.4	22:07	7:31.283
3	2	3:25.759	32.041	1:19.966	1:33.752	3.407	3.756	16.021	5.586	320.4	22:10	10:57.042
4	2	3:29.362	32.373	1:19.917	1:37.072	3.213	3.887	18.030	5.941	322.3	22:14	14:26.404
5	2	3:26.195	32.113	1:20.457	1:33.625	3.304	3.763	16.039	5.537	322.3	22:17	17:52.599
6	2	3:25.433	32.207	1:20.189	1:33.037	3.270	3.768	15.825	5.633	320.4	22:21	21:18.032
7	2	3:42.596 B	32.416	1:21.405	1:48.775		3.775	18.097		320.4	22:25	25:00.628
8	1	5:15.135	2:10.281	1:25.216	1:39.638	3.306		19.132	6.195	304.3	22:30	30:15.763
9	1	3:32.692	33.586	1:22.368	1:36.738	3.456	3.819	17.161	5.844	320.4	22:33	33:48.455
10	1	3:30.156	33.157	1:21.230	1:35.769	3.221	3.845	17.136	5.908	318.5	22:37	37:18.611
11	1	3:35.219	32.691	1:21.526	1:41.002	3.269	3.754	21.114	6.214	323.3	22:40	40:53.830
12	1	3:33.242	32.949	1:22.919	1:37.374	3.206	3.771	17.707	5.999	321.4	22:44	44:27.072
13	1	3:29.966	32.704	1:21.618	1:35.644	3.228	3.756	16.877	5.864	323.3	22:47	47:57.038
14	1	4:15.541 B	32.815	1:29.839	2:12.887		3.778	29.752		319.5	22:52	52:12.579
15	3	21:29.287	...	1:26.274	1:41.549	3.409		20.015	6.556	295.3	23:13	1:13:41.866
16	3	3:34.916	33.544	1:22.119	1:39.253	3.403	3.829	16.984	7.363	320.4	23:17	1:17:16.782
17	3	3:30.518	33.001	1:21.180	1:36.337	3.285	3.772	16.776	6.234	320.4	23:20	1:20:47.300
18	3	3:29.446	32.819	1:20.883	1:35.744	3.308	3.768	17.112	5.952	322.3	23:24	1:24:16.746
19	3	3:31.183	32.690	1:21.225	1:37.268	3.303	3.767	18.539	6.083	320.4	23:27	1:27:47.929
20	3	3:38.944 B	32.687	1:21.832	1:44.425		3.752	16.934		320.4	23:31	1:31:26.873
21	3	7:00.965	4:01.210	1:22.457	1:37.298	3.300		17.124	5.998	320.4	23:38	1:38:27.838
22	3	3:32.947	33.239	1:21.859	1:37.849	3.262	3.815	18.857	5.958	318.5	23:42	1:42:00.785
23	3	3:30.701	32.860	1:21.287	1:36.554	3.301	3.746	16.994	5.970	321.4	23:45	1:45:31.486
24	3	3:48.570 B	33.071	1:21.568	1:53.931		3.761	17.030		320.4	23:49	1:49:20.056
25	2	5:23.385	2:19.674	1:22.991	1:40.720	3.362		17.984	6.094	319.5	23:54	1:54:43.441
26	2	3:31.647	33.868	1:22.025	1:35.754	3.378	3.835	16.651	5.987	322.3	23:58	1:58:15.088
27	2	3:30.386	32.749	1:21.590	1:36.047	3.320	3.763	17.533	5.817	321.4	00:01	2:01:45.474

3

Audi Sport Team Joest

1.Romain Dumas
2.Loic Duval

3.Marc Gené

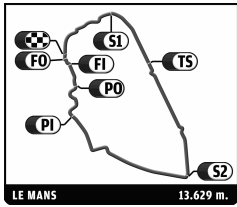
Audi R18 Ultra
LMP1

1	1	4:03.971	56.225	1:29.116	1:38.630	3.363		17.408	6.145	251.8	22:04	4:03.971
2	1	3:31.138	32.906	1:22.132	1:36.100	3.338	3.854	16.806	5.846	322.3	22:07	7:35.109
3	1	3:29.030	32.877	1:20.647	1:35.506	3.329	3.825	17.109	5.696	323.3	22:11	11:04.139
4	1	3:32.619	32.989	1:22.689	1:36.941	3.428	3.814	17.557	6.142	323.3	22:14	14:36.758
5	1	3:32.216	32.562	1:22.315	1:37.339	3.405	3.865	18.413	5.856	321.4	22:18	18:08.974
6	1	3:27.662	32.421	1:20.696	1:34.545	3.337	3.837	16.251	5.641	325.2	22:21	21:36.636
7	1	3:28.076	32.822	1:20.957	1:34.297	3.394	3.819	16.028	5.624	322.3	22:25	25:04.712
8	1	3:28.718	33.538	1:20.920	1:34.260	3.391	3.834	16.014	5.545	321.4	22:28	28:33.430
9	1	3:28.150	32.241	1:21.425	1:34.484	3.302	3.831	15.985	5.622	325.2	22:32	32:01.580
10	1	3:29.670	32.900	1:22.147	1:34.623	3.301	3.805	16.083	5.825	319.5	22:35	35:31.250
11	1	3:29.045	32.904	1:20.722	1:35.419	3.421	3.794	16.729	5.774	320.4	22:39	39:00.295
12	1	3:48.089 B	33.505	1:21.807	1:52.777		3.822	18.578		323.3	22:42	42:48.384
13	3	6:09.657	3:05.684	1:25.178	1:38.795	3.449		18.258	6.017	318.5	22:48	48:58.041
14	3	4:02.543 B	33.536	1:25.631	2:03.376		3.869	25.818		316.7	22:53	53:00.584
15	3	11:06.672	8:04.613	1:23.461	1:38.598	3.392		18.415	5.954	318.5	23:04	1:04:07.256
16	3	3:34.260	35.136	1:22.352	1:36.772	3.412	3.849	17.827	5.762	320.4	23:07	1:07:41.516
17	3	3:32.563	32.851	1:20.910	1:38.802	3.394	3.853	18.256	6.540	321.4	23:11	1:11:14.079
18	3	3:30.355	33.024	1:21.797	1:35.534	3.398	3.842	16.435	5.751	319.5	23:14	1:14:44.434
19	3	3:28.847	32.810	1:21.198	1:34.839	3.312	3.843	16.269	5.675	322.3	23:18	1:18:13.281
20	3	3:29.581	32.679	1:20.949	1:35.953	3.352	3.812	16.288	6.164	321.4	23:21	1:21:42.862
21	3	3:30.082	33.885	1:21.221	1:34.976	3.348	3.818	16.348	5.739	321.4	23:25	1:25:12.944
22	3	3:30.552	32.800	1:22.012	1:35.740	3.358	3.815	16.851	5.837	324.2	23:28	1:28:43.496
23	3	3:28.246	32.513	1:21.461	1:34.272	3.330	3.819	16.091	5.577	318.5	23:32	1:32:11.742
24	3	3:35.690 B	32.404	1:20.738	1:42.548		3.805	16.334		321.4	23:35	1:35:47.432
25	2	5:24.879	2:19.739	1:26.524	1:38.616	3.427		18.657	5.857	315.8	23:41	1:41:12.311
26	2	3:29.302	32.837	1:21.887	1:34.578	3.295	3.864	16.061	5.621	320.4	23:44	1:44:41.613
27	2	3:29.466	32.622	1:21.391	1:35.453	3.388	3.813	16.614	5.932	321.4	23:48	1:48:11.079



24 HEURES DU MANS

16-17 JUIN 2012



FIA WEC

80^e Edition des 24 Heures du Mans

Qualifying Practice Session 3

Sector Analysis

■ Personal Best ■ Session Best B Crossing the finish line in pit lane

Lap	D	Time	Sector 1	Sector 2	Sector 3	T6	T7	Porsche	Ford	T. Spd	Hour	Elapsed
28	2	3:27.834	32.584	1:21.364	1:33.886	3.304	3.854	15.756	5.474	320.4	23:51	1:51:38.913
29	2	3:27.578	32.603	1:21.243	1:33.732	3.263	3.809	15.705	5.541	322.3	23:55	1:55:06.491
30	2	3:30.153	32.331	1:20.360	1:37.462	3.241	3.791	18.071	5.630	322.3	23:58	1:58:36.644
31	2	3:31.016	32.580	1:20.940	1:37.496	3.321	3.797	19.357	5.702	320.4	00:02	2:02:07.660

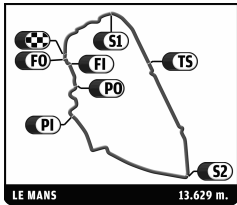
4		Audi Sport North America										Audi R18 Ultra LMP1	
		1.Marco Bonanomi		3.Mike Rockenfeller									
		2.Oliver Jarvis											
1	2	3:45.191	42.723	1:22.295	1:40.173	3.323		16.890	5.775	312.2	22:03	3:45.191	
2	2	3:26.600	32.564	1:20.103	1:33.933	3.371	3.816	16.144	5.701	323.3	22:07	7:11.791	
3	2	3:27.991	32.467	1:20.949	1:34.575	3.321	3.820	16.179	5.707	323.3	22:10	10:39.782	
4	2	3:27.102	32.174	1:20.022	1:34.906	3.314	3.805	15.761	5.698	324.2	22:14	14:06.884	
5	2	3:38.294 B	32.703	1:21.003	1:44.588		3.791	17.702		326.1	22:17	17:45.178	
6	3	18:29.935	...	1:26.693	1:41.114	3.388		19.172	6.429	289.8	22:36	36:15.113	
7	3	3:32.083	33.423	1:22.512	1:36.148	3.392	3.852	16.558	5.965	322.3	22:39	39:47.196	
8	3	3:31.253	32.588	1:21.113	1:37.552	3.343	3.851	18.511	5.674	322.3	22:43	43:18.449	
9	3	3:33.430	32.801	1:21.765	1:38.864	3.338	3.833	17.547	6.382	323.3	22:46	46:51.879	
10	3	4:00.975 B	32.780	1:24.008	2:04.187		3.827	27.161		322.3	22:50	50:52.854	
11	1	13:20.676	...	1:24.425	1:41.566	3.394		17.477	7.308	319.5	23:04	1:04:13.530	
12	1	3:31.495	33.168	1:22.384	1:35.943	3.313	3.858	16.687	5.733	322.3	23:07	1:07:45.025	
13	1	3:35.076	32.905	1:21.497	1:40.674	3.335	3.812	21.154	5.776	322.3	23:11	1:11:20.101	
14	1	3:34.520	33.257	1:24.695	1:36.568	3.363	3.816	16.458	5.614	323.3	23:14	1:14:54.621	
15	1	3:29.547	32.735	1:21.790	1:35.022	3.279	3.841	16.396	5.687	326.1	23:18	1:18:24.168	
16	1	3:29.390	32.643	1:21.076	1:35.671	3.342	3.793	16.129	5.699	321.4	23:21	1:21:53.558	
17	1	3:53.835 B	32.758	1:21.200	1:59.877		3.812	16.295		322.3	23:25	1:25:47.393	
18	2	6:37.884	3:33.729	1:25.751	1:38.404	3.336		17.772	6.173	319.5	23:32	1:32:25.277	
19	2	3:32.667	33.322	1:22.301	1:37.044	3.367	3.851	17.080	6.081	319.5	23:35	1:35:57.944	
20	2	3:31.493	32.867	1:21.394	1:37.232	3.361	3.838	18.158	5.882	321.4	23:39	1:39:29.437	
21	2	3:33.240	33.651	1:22.202	1:37.387	3.339	3.828	18.511	5.871	321.4	23:43	1:43:02.677	
22	2	3:32.599	33.316	1:21.511	1:37.772	3.360	3.812	17.876	5.909	322.3	23:46	1:46:35.276	
23	2	3:29.395	33.183	1:21.146	1:35.066	3.333	3.829	16.530	5.771	320.4	23:50	1:50:04.671	
24	2	3:31.482	32.695	1:22.169	1:36.618	3.340	3.828	16.548	5.769	324.2	23:53	1:53:36.153	
25	2	3:27.974	32.526	1:20.724	1:34.724	3.311	3.816	16.339	5.699	322.3	23:57	1:57:04.127	
26	2	3:28.783	32.586	1:21.012	1:35.185	3.343	3.799	16.622	5.933	323.3	00:00	2:00:32.910	

7		Toyota Racing										Toyota TS 030 - Hybrid LMP1	
		1.Alexander Wurz		3.Kazuki Nakajima									
		2.Nicolas Lapierre											
1	2	4:00.549 B	50.186	1:24.988	1:45.375			17.571		292.9	22:04	4:00.549	
2	2	5:49.409	2:51.829	1:22.793	1:34.787	3.185		16.623	5.898	313.1	22:09	9:49.958	
3	2	3:27.226	32.427	1:20.135	1:34.664	3.162	3.760	17.152	5.795	325.2	22:13	13:17.184	
4	2	3:26.854	32.487	1:20.019	1:34.348	3.204	3.734	16.822	5.678	325.2	22:16	16:44.038	
5	2	3:30.565	32.639	1:20.859	1:37.067	3.217	3.767	18.130	5.989	327.1	22:20	20:14.603	
6	2	3:30.880	32.405	1:20.725	1:37.750	3.164	3.716	19.132	5.972	327.1	22:23	23:45.483	
7	2	3:44.208 B	32.663	1:20.096	1:51.449		3.710	21.362		327.1	22:27	27:29.691	
8	3	8:09.847	5:12.793	1:21.505	1:35.549	3.290		16.964	5.825	327.1	22:35	35:39.538	
9	3	3:28.893	32.768	1:21.685	1:34.440	3.214	3.793	16.478	5.700	326.1	22:39	39:08.431	
10	3	3:31.379	32.693	1:21.387	1:37.299	3.206	3.760	19.037	5.865	328.1	22:42	42:39.810	
11	3	3:34.510	33.781	1:25.343	1:35.386	3.178	3.726	17.441	5.634	329.1	22:46	46:14.320	
12	3	3:38.439 B	32.117	1:20.966	1:45.356		3.715	17.974		326.1	22:49	49:52.759	
13	3	13:35.177	...	1:21.938	1:34.857	3.242		16.573	5.595	323.3	23:03	1:03:27.936	
14	3	3:27.535	32.651	1:20.514	1:34.370	3.152	3.764	16.787	5.660	325.2	23:06	1:06:55.471	
15	3	3:28.503	32.120	1:20.090	1:36.293	3.183	3.709	16.676	6.340	327.1	23:10	1:10:23.974	
16	3	3:28.589	32.156	1:20.041	1:36.392	3.131	3.698	18.361	5.752	327.1	23:13	1:13:52.563	
17	3	3:29.886	33.410	1:22.808	1:33.668	3.188	3.664	16.066	5.660	321.4	23:17	1:17:22.449	
18	3	3:45.114 B	34.027	1:23.467	1:47.620		3.730	16.870		323.3	23:21	1:21:07.563	
19	1	6:48.666	3:47.446	1:23.684	1:37.536	3.287		17.535	5.766	314.0	23:27	1:27:56.229	
20	1	3:33.338	32.919	1:22.928	1:37.491	3.238	3.726	17.321	6.190	317.6	23:31	1:31:29.567	
21	1	3:30.685	33.026	1:22.007	1:35.652	3.327	3.739	16.881	5.567	326.1	23:35	1:35:00.252	



24 HEURES DU MANS

16-17 JUIN 2012



FIA WEC

80^e Edition des 24 Heures du Mans

Qualifying Practice Session 3

Sector Analysis

■ Personal Best ■ Session Best B Crossing the finish line in pit lane

Lap	D	Time	Sector 1	Sector 2	Sector 3	T6	T7	Porsche	Ford	T. Spd	Hour	Elapsed
22	1	3:29.545	32.914	1:20.713	1:35.918	3.278	3.762	17.154	5.631	327.1	23:38	1:38:29.797
23	1	3:41.966B	33.718	1:21.790	1:46.458		3.731			323.3	23:42	1:42:11.763
24	3	5:34.320	2:35.109	1:21.591	1:37.620	3.159		18.906	6.027	328.1	23:47	1:47:46.083
25	3	3:25.488	32.254	1:20.309	1:32.925	3.145	3.713	15.819	5.470	324.2	23:51	1:51:11.571
26	3	3:29.234	32.159	1:19.761	1:37.314	3.111	3.724	17.346	5.660	328.1	23:54	1:54:40.805
27	3	3:28.420	31.985	1:19.637	1:36.798	3.114	3.668	19.374	5.550	327.1	23:58	1:58:09.225
28	3	3:26.515	32.040	1:20.984	1:33.491	3.219	3.664	16.039	5.544	325.2	00:01	2:01:35.740

8	Toyota Racing											Toyota TS 030 - Hybrid
	1. Anthony Davidson	3. Stéphane Sarrazin										LMP1
	2. Sébastien Buemi											

1	1	4:18.566B	59.567	1:28.522	1:50.477			18.599		286.0	22:04	4:18.566
2	1	6:43.919	3:27.930	1:34.034	1:41.955	3.453			6.303	314.9	22:11	11:02.485
3	1	3:35.306	34.182	1:24.365	1:36.759	3.266	3.749		6.181	326.1	22:14	14:37.791
4	1	3:32.597	32.948	1:21.487	1:38.162	3.204	3.687		5.957	330.1	22:18	18:10.388
5	1	3:37.218B	33.067	1:21.146	1:43.005		3.668			330.1	22:21	21:47.606
6	1	4:54.491	1:54.437	1:21.627	1:38.427	3.194		18.042	6.001	323.3	22:26	26:42.097
7	1	3:50.191B	32.528	1:20.562	1:57.101		3.685			328.1	22:30	30:32.288
8	2	8:06.364	4:58.681	1:23.889	1:43.794	3.302			6.501	327.1	22:38	38:38.652
9	2	3:35.741	33.687	1:23.815	1:38.239	3.327	3.758		5.930	326.1	22:42	42:14.393
10	2	3:30.999	33.061	1:22.123	1:35.815	3.313	3.744	17.041	5.782	326.1	22:45	45:45.392
11	2	3:39.765	34.267	1:22.781	1:42.717	3.266	3.727		5.873	329.1	22:49	49:25.157
12	2	4:02.060B	32.948	1:22.793	2:06.319		3.724			326.1	22:53	53:27.217
13	2	11:08.952	8:01.130	1:25.591	1:42.231	3.275			6.202	322.3	23:04	1:04:36.169
14	2	3:37.936	34.337	1:23.630	1:39.969	3.266	3.752		6.711	324.2	23:08	1:08:14.105
15	2	3:42.861B	33.412	1:22.369	1:47.080		3.734	17.904		327.1	23:11	1:11:56.966
16	2	4:42.345	1:44.972	1:22.389	1:34.984	3.271		16.947	5.699	329.1	23:16	1:16:39.311
17	2	3:28.878	32.659	1:20.140	1:36.079	3.493	3.723	17.515	5.813	331.1	23:20	1:20:08.189
18	2	3:31.867	32.856	1:21.427	1:37.584	3.220	3.790		5.805	329.1	23:23	1:23:40.056
19	2	3:38.356B	32.654	1:22.298	1:43.404		3.698	16.707		328.1	23:27	1:27:18.412
20	1	5:16.932	2:16.831	1:21.427	1:38.674	3.237		19.439	5.830	327.1	23:32	1:32:35.344
21	1	3:26.349	32.574	1:20.004	1:33.771	3.284	3.706	16.399	5.527	326.1	23:36	1:36:01.693
22	1	3:36.580	32.445	1:19.837	1:44.298	3.201	3.704	19.346	6.897	328.1	23:39	1:39:38.273
23	1	3:40.168B	32.453	1:19.830	1:47.885		3.665			327.1	23:43	1:43:18.441
24	1	4:33.106	1:35.321	1:20.295	1:37.490	3.171			6.349	328.1	23:47	1:47:51.547
25	1	3:24.855	32.429	1:19.349	1:33.077	3.220	3.660	15.971	5.594	327.1	23:51	1:51:16.402
26	1	3:27.236	32.228	1:19.370	1:35.638	3.240	3.670	16.612	6.017	329.1	23:54	1:54:43.638
27	1	3:28.657	32.798	1:19.978	1:35.881	3.224	3.665		6.341	330.1	23:58	1:58:12.295
28	1	3:24.842	32.344	1:19.762	1:32.736	3.295	3.669	15.915	5.450	329.1	00:01	2:01:37.137

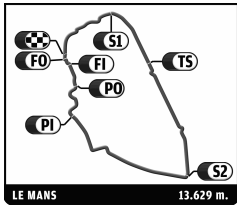
12	Rebellion Racing											Lola B12/60 Coupe - Toyota
	1. Nicolas Prost	3. Nick Heidfeld										LMP1
	2. Neel Jani											

1	2	7:12.878	4:07.179	1:25.744	1:39.955	3.466		17.484	6.179	306.1	22:07	7:12.878
2	2	3:37.618	33.952	1:24.422	1:39.244	3.358	3.958	17.843	6.068	310.4	22:10	10:50.496
3	2	3:37.625	33.362	1:23.933	1:40.330	3.381	3.920	18.504	5.941	310.4	22:14	14:28.121
4	2	3:35.073	33.460	1:23.028	1:38.585	3.427	3.920	16.729	5.854	311.3	22:18	18:03.194
5	2	3:35.146	33.437	1:23.408	1:38.301	3.393	3.923	17.152	5.992	313.1	22:21	21:38.340
6	2	3:34.476	33.428	1:23.461	1:37.587	3.363	3.908	16.861	5.801	310.4	22:25	25:12.816
7	2	3:36.194	33.600	1:23.885	1:38.709	3.399	3.901	17.075	5.886	310.4	22:28	28:49.010
8	2	3:48.662B	34.251	1:24.372	1:50.039		3.918	17.409		308.6	22:32	32:37.672
9	2	6:56.828	3:52.663	1:25.261	1:38.904	3.431		17.199	6.031	305.2	22:39	39:34.500
10	2	3:39.319	33.634	1:23.920	1:41.765	3.410	3.922	18.824	6.322	310.4	22:43	43:13.819
11	2	3:38.637	33.424	1:23.473	1:41.740	3.372	3.913	18.980	6.872	309.5	22:46	46:52.456
12	2	4:22.195B	33.530	1:27.183	2:21.482		3.889	34.002		305.2	22:51	51:14.651
13	3	15:28.493	...	1:28.406	1:45.022	3.537		19.013	7.507	302.7	23:06	1:06:43.144
14	3	3:42.650	34.415	1:25.846	1:42.389	3.618	3.984	18.210	7.483	310.4	23:10	1:10:25.794
15	3	3:39.588	34.214	1:24.774	1:40.600	3.530	4.009	17.994	6.340	308.6	23:14	1:14:05.382
16	3	3:42.219	34.110	1:24.812	1:43.297	3.539	3.973	19.807	6.493	308.6	23:17	1:17:47.601



24 HEURES DU MANS

16-17 JUIN 2012



FIA WEC

80^e Edition des 24 Heures du Mans

Qualifying Practice Session 3

Sector Analysis

■ Personal Best ■ Session Best B Crossing the finish line in pit lane

Lap	D	Time	Sector 1	Sector 2	Sector 3	T6	T7	Porsche	Ford	T. Spd	Hour	Elapsed
17	3	3:38.455	33.885	1:24.356	1:40.214	3.661	3.992	17.737	6.932	307.8	23:21	1:21:26.056
18	3	3:50.142 B	34.207	1:24.874	1:51.061		4.008	18.888		308.6	23:25	1:25:16.198
19	3	6:34.068	3:22.299	1:28.830	1:42.939	3.580		18.851	7.030	307.8	23:31	1:31:50.266
20	3	4:47.308 B	34.849	1:47.678	2:24.781		3.983	24.804		222.1	23:36	1:36:37.574
21	3	12:56.662	9:49.023	1:27.501	1:40.138	3.524		17.951	6.160	304.3	23:49	1:49:34.236
22	3	3:39.480	34.489	1:25.516	1:39.475	3.563	3.969	17.503	6.054	309.5	23:53	1:53:13.716
23	3	3:39.658	34.192	1:25.458	1:40.008	3.456	3.978	18.056	6.089	306.1	23:56	1:56:53.374
24	3	3:38.959	33.882	1:25.047	1:40.030	3.454	3.941	18.465	6.071	307.8	00:00	2:00:32.333

13 **Rebellion Racing**
 1. Andrea Belicchi
 2. Harold Primat
 3. Jeroen Bleekemolen
 Lola B12/60 Coupe - Toyota
 LMP1

1	2	8:54.338	5:40.308	1:30.085	1:43.945	3.730		18.598	6.515	306.1	22:08	8:54.338
2	2	3:43.358	35.569	1:26.236	1:41.553	3.812	4.043	17.954	6.393	309.5	22:12	12:37.696
3	2	3:46.201	35.429	1:26.501	1:44.271	3.724	4.055	18.958	6.747	312.2	22:16	16:23.897
4	2	3:44.111	35.315	1:26.271	1:42.525	3.657	4.029	17.999	6.348	309.5	22:20	20:08.008
5	2	3:48.167	35.616	1:28.316	1:44.235	3.748	4.009	20.320	6.410	309.5	22:23	23:56.175
6	2	3:42.812	35.068	1:26.459	1:41.285	3.650	4.029	17.965	6.183	308.6	22:27	27:38.987
7	2	3:43.473	35.010	1:26.570	1:41.893	3.634	4.002	18.059	6.333	307.8	22:31	31:22.460
8	2	3:43.242	35.010	1:26.823	1:41.409	3.702	4.000	17.953	6.319	306.9	22:35	35:05.702
9	2	3:44.567	35.059	1:26.403	1:43.105	3.709	4.014	18.720	6.361	307.8	22:38	38:50.269
10	2	3:46.692	34.802	1:27.973	1:43.917	3.756	4.013	19.474	6.379	311.3	22:42	42:36.961
11	2	3:49.200	36.333	1:29.647	1:43.220	3.645	4.021	18.555	6.517	291.4	22:46	46:26.161
12	2	4:09.455 B	35.244	1:27.436	2:06.775		3.991	28.036		308.6	22:50	50:35.616
13	2	15:15.485	...	1:32.337	1:50.302	3.804		20.679	6.724	249.5	23:05	1:05:51.101
14	2	4:00.852 B	36.051	1:28.704	1:56.097		4.068	19.507		306.1	23:09	1:09:51.953
15	2	7:27.076	4:15.781	1:27.780	1:43.515	3.624		18.308	6.391	307.8	23:17	1:17:19.029
16	2	3:47.652	36.456	1:27.213	1:43.983	3.619	3.990	18.653	6.702	309.5	23:21	1:21:06.681
17	2	3:42.568	34.853	1:25.841	1:41.874	3.587	3.995	18.270	6.316	312.2	23:24	1:24:49.249
18	2	3:59.419 B	35.146	1:26.621	1:57.652		3.982	18.908		312.2	23:28	1:28:48.668
19	3	5:29.327	2:18.271	1:27.929	1:43.127	3.547		19.107	6.380	307.8	23:34	1:34:17.995
20	3	3:42.768	34.798	1:25.992	1:41.978	3.652	3.982	18.513	6.345	308.6	23:38	1:38:00.763
21	3	3:42.391	34.665	1:25.781	1:41.945	3.536	4.011	19.035	6.348	309.5	23:41	1:41:43.154
22	3	3:42.809	34.669	1:26.191	1:41.949	3.542	3.953	18.706	6.329	314.0	23:45	1:45:25.963
23	3	3:41.533	34.521	1:26.061	1:40.951	3.507	3.960	18.380	6.270	311.3	23:49	1:49:07.496
24	3	3:41.636	34.890	1:25.142	1:41.604	3.482	4.128	18.242	6.168	308.6	23:52	1:52:49.132
25	3	4:16.125 B	34.272	1:32.654	2:09.199		3.933	23.999		309.5	23:57	1:57:05.257

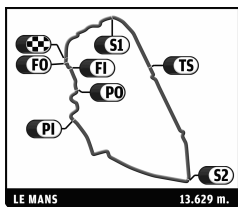
15 **Oak Racing**
 1. Franck Montagny
 2. Bertrand Baguette
 3. Dominik Kraihamer
 Oak Pescarolo - Judd
 LMP1

1	1	7:20.118	4:11.172	1:27.426	1:41.520	3.465		17.871	6.201	307.8	22:07	7:20.118
2	1	3:40.126	34.547	1:25.230	1:40.349	3.463	4.026	17.495	6.036	308.6	22:11	11:00.244
3	1	3:44.310	35.853	1:27.923	1:40.534	3.492	4.011	17.559	6.217	280.2	22:14	14:44.554
4	1	3:39.263	34.242	1:24.937	1:40.084	3.453	4.017	17.580	6.031	308.6	22:18	18:23.817
5	1	3:40.307	35.020	1:25.356	1:39.931	3.497	3.994	17.579	6.091	311.3	22:22	22:04.124
6	1	3:47.957 B	34.355	1:24.723	1:48.879		4.018	17.504		311.3	22:25	25:52.081
7	3	5:31.057	2:22.930	1:28.053	1:40.074	3.537		17.598	6.027	304.3	22:31	31:23.138
8	3	3:39.338	34.755	1:25.337	1:39.246	3.538	4.029	17.077	5.863	308.6	22:35	35:02.476
9	3	3:52.517	33.984	1:25.910	1:52.623	3.751	4.026	18.287	6.272	309.5	22:38	38:54.993
10	3	3:42.496	35.019	1:26.124	1:41.353	3.417	4.087	18.014	6.029	308.6	22:42	42:37.489
11	3	3:39.811	34.381	1:24.784	1:40.646	3.445	3.974		5.948	310.4	22:46	46:17.300
12	3	4:06.820 B	35.056	1:26.960	2:04.804		3.984	26.593		310.4	22:50	50:24.120
13	3	23:18.154	...	1:31.267	1:42.844	3.490			6.419	300.2	23:13	1:13:42.274
14	3	3:37.303	33.972	1:25.002	1:38.329	3.445	4.008	17.137	5.724	309.5	23:17	1:17:19.577
15	3	3:45.116	36.514	1:27.000	1:41.602	3.393	3.973		6.151	306.1	23:21	1:21:04.693
16	3	3:35.584	33.367	1:23.983	1:38.234	3.487	3.960		5.686	313.1	23:24	1:24:40.277
17	3	3:51.897 B	36.936	1:25.619	1:49.342		3.988			307.8	23:28	1:28:32.174



24 HEURES DU MANS

16-17 JUIN 2012



FIA WEC

80^e Edition des 24 Heures du Mans

Qualifying Practice Session 3

Sector Analysis

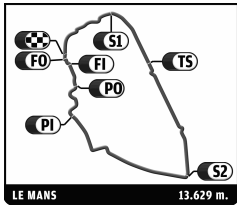
■ Personal Best ■ Session Best B Crossing the finish line in pit lane

Lap	D	Time	Sector 1	Sector 2	Sector 3	T6	T7	Porsche	Ford	T. Spd	Hour	Elapsed
16		Pescarolo Team										Pescarolo 03 - Judd
		1. Emmanuel Collard 3. Stuart Hall										LMP1
		2. Jean-Christophe Boullion										
1	3	19:52.578	...	1:35.420	1:50.471	3.938		20.748	6.918	280.2	22:19	19:52.578
2	3	3:58.187	37.690	1:31.331	1:49.166	3.781	4.206	22.267	6.766	302.7	22:23	23:50.765
3	3	3:54.549	36.967	1:29.562	1:48.020	3.762	4.153	20.434	6.852	297.7	22:27	27:45.314
4	3	3:53.189	36.604	1:29.878	1:46.707	3.715	4.148	20.340	6.434	298.5	22:31	31:38.503
5	3	3:51.465	36.192	1:29.235	1:46.038	3.785	4.126	19.990	6.476	296.9	22:35	35:29.968
6	3	3:50.637	36.578	1:28.737	1:45.322	3.683	4.149	19.862	6.364	297.7	22:39	39:20.605
7	3	4:02.782	35.859	1:27.968	1:58.955		4.116	21.396		301.0	22:43	43:23.387
8	3	7:23.350	3:31.774	1:31.604	2:19.972			34.436		297.7	22:50	50:46.737
9	1	17:56.625	...	1:36.482	1:48.905	3.660		20.346	6.693	251.2	23:08	1:08:43.362
10	1	3:54.583	35.794	1:30.023	1:48.766	3.784	4.130	20.571	6.527	298.5	23:12	1:12:37.945
11	1	3:59.681	36.190	1:29.464	1:54.027		4.151	20.205		298.5	23:16	1:16:37.626
12	3	6:21.165	3:03.329	1:30.442	1:47.394	3.780		20.217	6.359	296.1	23:22	1:22:58.791
13	3	3:53.165	36.764	1:30.514	1:45.887	3.686	4.163	19.767	6.351	296.9	23:26	1:26:51.956
14	3	3:52.199	36.252	1:29.390	1:46.557	3.742	4.134	20.156	6.544	298.5	23:30	1:30:44.155
15	3	3:51.735	37.033	1:29.236	1:45.466	3.679	4.141	19.556	6.320	298.5	23:34	1:34:35.890
16	3	3:48.716	35.880	1:28.374	1:44.462	3.682	4.116	19.281	6.167	296.9	23:38	1:38:24.606
17	3	4:06.173	35.750	1:31.257	1:59.166		4.123	21.558		298.5	23:42	1:42:30.779
18	3	5:22.167	2:01.565	1:29.157	1:51.445	3.687		22.532	6.658	296.9	23:47	1:47:52.946
19	3	3:53.392	36.509	1:29.314	1:47.569	3.592	4.122	19.940	6.312	295.3	23:51	1:51:46.338
20	3	3:50.029	36.320	1:29.200	1:44.509	3.575	4.081	19.215	6.211	296.9	23:55	1:55:36.367
21	3	3:59.426	35.644	1:28.575	1:55.207		4.066	19.334		296.9	23:59	1:59:35.793
17		Pescarolo Team										Dome - Judd
		1. Sébastien Bourdais 3. Seiji Ara										LMP1
		2. Nicolas Minassian										
1	1	3:55.971	47.315	1:30.562	1:38.094	3.303		16.447	5.863	302.7	22:03	3:55.971
2	1	3:36.177	33.287	1:23.758	1:39.132	3.312	3.948	17.924	5.827	312.2	22:07	7:32.148
3	1	3:33.066	33.189	1:22.481	1:37.396	3.326	3.921	17.100	5.603	313.1	22:11	11:05.214
4	1	3:46.283	33.217	1:24.857	1:48.209		3.924	17.026		312.2	22:14	14:51.497
5	3	14:41.023	...	1:27.515	1:41.371	3.538		18.043	6.078	304.3	22:29	29:32.520
6	3	3:41.107	34.676	1:26.195	1:40.236	3.498	4.032	17.662	6.003	306.9	22:33	33:13.627
7	3	3:40.666	34.081	1:25.388	1:41.197	3.463	4.009	18.029	6.088	307.8	22:36	36:54.293
8	3	3:42.865	34.235	1:25.395	1:43.235	3.463	3.988	19.226	6.794	310.4	22:40	40:37.158
9	3	3:45.432	37.619	1:27.075	1:40.738	3.476	3.964	17.784	6.030	308.6	22:44	44:22.590
21		Strakka Racing										HPD ARX 03a - Honda
		1. Nick Leventis 3. Jonny Kane										LMP1
		2. Danny Watts										
1	1	7:55.288	4:27.002	1:41.416	1:46.870	3.613		19.976	6.710	203.5	22:07	7:55.288
2	1	3:47.528	37.080	1:27.486	1:42.962	3.629	3.970	19.053	6.511	317.6	22:11	11:42.816
3	1	3:43.899	35.580	1:25.732	1:42.587	3.798	3.959	18.718	6.486	315.8	22:15	15:26.715
4	1	3:45.848	36.982	1:25.836	1:43.030	3.685	3.999	18.831	6.543	316.7	22:19	19:12.563
5	1	3:59.637	35.836	1:26.827	1:56.974		3.958	19.556		314.9	22:23	23:12.200
6	3	5:40.254	2:31.186	1:26.121	1:42.947	3.375		19.310	6.292	302.7	22:28	28:52.454
7	3	3:40.521	34.229	1:24.964	1:41.328	3.401	3.884	19.365	6.026	320.4	22:32	32:32.975
8	3	4:28.642	36.450	1:44.710	2:07.482		3.897	24.264		227.2	22:37	37:01.617
9	3	5:55.712	2:42.248	1:29.873	1:43.591	3.430		19.474	6.237	289.0	22:42	42:57.329
10	3	3:42.388	35.626	1:24.836	1:41.926	3.416	3.896	19.988	6.073	317.6	22:46	46:39.717
11	3	4:09.384	34.035	1:25.424	2:09.925		3.888	27.981		317.6	22:50	50:49.101
12	2	15:43.779	...	1:28.000	1:44.337	3.508		19.559	6.999	278.0	23:06	1:06:32.880
13	2	3:39.799	34.322	1:24.962	1:40.515	3.434	3.926	18.222	6.177	314.9	23:10	1:10:12.679
14	2	3:38.075	34.142	1:23.946	1:39.987	3.517	3.898	17.608	5.998	318.5	23:13	1:13:50.754
15	2	3:37.253	34.349	1:24.368	1:38.536	3.492	3.908	17.449	5.952	322.3	23:17	1:17:28.007
16	2	4:01.398	35.356	1:26.744	1:59.298		3.903	19.524		319.5	23:21	1:21:29.405



24 HEURES DU MANS

16-17 JUIN 2012



FIA WEC

80^e Edition des 24 Heures du Mans

Qualifying Practice Session 3

Sector Analysis

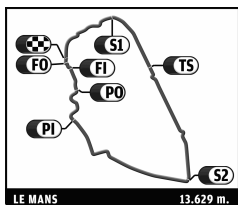
■ Personal Best ■ Session Best B Crossing the finish line in pit lane

Lap	D	Time	Sector 1	Sector 2	Sector 3	T6	T7	Porsche	Ford	T. Spd	Hour	Elapsed	
22	JRM 1. David Brabham 2. Karun Chandhok		3. Peter Dumbreck										HPD ARX 03a - Honda LMP1
	1	3	4:33.439	1:23.276	1:28.044	1:42.119	3.564		19.360	6.318	291.4	22:04	4:33.439
	2	3	3:45.346	34.765	1:29.917	1:40.664	3.540	3.997	17.933	6.182	314.9	22:08	8:18.785
	3	3	3:39.067	34.112	1:24.411	1:40.544	3.498	3.980	17.662	6.194	310.4	22:11	11:57.852
	4	3	3:40.324	33.719	1:25.173	1:41.432	3.516	3.961	19.570	6.044	315.8	22:15	15:38.176
	5	3	3:48.659 B	33.788	1:24.492	1:50.379		3.969	18.468		310.4	22:19	19:26.835
	6	3	45:40.740	...	1:28.624	1:45.817	3.531		20.788	6.492	301.0	23:05	1:05:07.575
	7	3	3:39.099	34.140	1:24.405	1:40.554	3.475	3.972	18.474	6.095	312.2	23:08	1:08:46.674
	8	3	3:38.236	33.809	1:24.436	1:39.991	3.624	3.941	17.937	6.458	313.1	23:12	1:12:24.910
	9	3	3:37.297	34.430	1:23.887	1:38.980	3.423	3.972	17.414	5.974	311.3	23:16	1:16:02.207
	10	3	3:50.274 B	34.398	1:25.147	1:50.729		3.907	19.690		312.2	23:19	1:19:52.481
	11	3	35:55.586	...	1:27.160	1:42.410	3.451		18.381	6.815	294.5	23:55	1:55:48.067
	12	3	3:37.363	34.512	1:24.060	1:38.791	3.418	3.929	17.554	5.903	309.5	23:59	1:59:25.430
13	3	3:35.421	33.592	1:23.464	1:38.365	3.479	3.914	17.279	5.879	312.2	00:03	1:59:00.851	
23	Signatech Nissan 1. Franck Mailleux 2. Olivier Lombard		3. Jordan Tresson										Oreca 03 - Nissan LMP2
	1	1	4:21.577	1:08.195	1:29.060	1:44.322	3.475		18.494	6.303	293.7	22:04	4:21.577
	2	1	3:44.734	35.516	1:27.679	1:41.539	3.516	4.087	17.448	6.222	294.5	22:08	8:06.311
	3	1	3:47.225	34.984	1:27.200	1:45.041	3.513	4.101	18.597	7.418	295.3	22:11	11:53.536
	4	1	3:48.059	35.376	1:30.783	1:41.900	3.562	4.096	17.425	6.247	299.3	22:15	15:41.595
	5	1	3:58.067 B	36.100	1:30.681	1:51.286		4.104	17.773		294.5	22:19	19:39.662
	6	1	6:24.373	3:12.792	1:28.346	1:43.235	3.451		17.000	6.533	296.1	22:26	26:04.035
	7	1	3:44.444	35.663	1:28.241	1:40.540	3.419	4.068	17.197	6.201	291.4	22:29	29:48.479
	8	1	3:41.982	34.867	1:27.128	1:39.987	3.515	4.056	16.862	6.026	294.5	22:33	33:30.461
	9	1	3:42.588	34.398	1:26.414	1:41.776	3.444	4.090	18.303	6.010	296.1	22:37	37:13.049
	10	1	3:43.099	35.132	1:27.308	1:40.659	3.512	4.049	17.004	6.254	296.9	22:40	40:56.148
	11	1	3:53.271 B	36.517	1:27.860	1:48.894		4.067	17.175		294.5	22:44	44:49.419
	12	2	7:11.780 B	2:55.871	1:31.780	2:44.129			34.019		293.7	22:52	52:01.199
13	2	12:12.121	8:52.224	1:31.307	1:48.590	3.604		20.645	7.545	292.1	23:04	1:04:13.320	
14	2	3:47.242	36.609	1:28.067	1:42.566	3.626	4.134	17.708	6.424	296.1	23:08	1:08:00.562	
15	2	3:48.369	35.503	1:27.698	1:45.168	3.561	4.134	19.184	6.750	296.1	23:11	1:11:48.931	
16	2	3:45.451	35.138	1:27.581	1:42.732	3.641	4.093	17.851	6.450	295.3	23:15	1:15:34.382	
17	2	3:55.643 B	35.232	1:28.596	1:51.815		4.140	18.590		296.1	23:19	1:19:30.025	
18	3	5:33.827	2:17.855	1:30.159	1:45.813	3.730		18.852	6.631	295.3	23:25	1:25:03.852	
19	3	3:54.111	35.934	1:31.214	1:46.963	3.650	4.174	19.834	6.621	296.9	23:28	1:28:57.963	
20	3	3:51.681	36.297	1:29.666	1:45.718	3.704	4.145	18.985	6.562	296.1	23:32	1:32:49.644	
21	3	3:50.628	35.971	1:29.726	1:44.931	3.679	4.165	18.478	6.617	294.5	23:36	1:36:40.272	
22	3	3:51.958	35.777	1:28.932	1:47.249	3.664	4.147	18.954	7.936	294.5	23:40	1:40:32.230	
23	3	3:49.089	35.884	1:28.888	1:44.317	3.681	4.132	18.344	6.548	293.7	23:44	1:44:21.319	
24	3	3:49.678	35.501	1:28.748	1:45.429	3.667	4.142	19.711	6.467	296.1	23:48	1:48:10.997	
25	3	3:48.330	35.913	1:28.088	1:44.329	3.674	4.136	19.088	6.525	296.1	23:51	1:51:59.327	
26	3	3:47.209	35.440	1:28.328	1:43.441	3.685	4.124	18.074	6.444	294.5	23:55	1:55:46.536	
27	3	3:48.569	35.336	1:28.791	1:44.442	3.639	4.130	18.522	6.512	296.9	23:59	1:59:35.105	
28	3	3:56.383 B	35.788	1:28.529	1:52.066		4.114	18.529		295.3	00:03	2:03:31.488	
24	Oak Racing 1. Jacques Nicolet 2. Matthieu Lahaye		3. Olivier Pla										Morgan - Judd LMP2
	1	2	7:01.301	3:48.293	1:30.311	1:42.697	3.586		18.016	6.199	294.5	22:07	7:01.301
	2	2	3:44.685	35.316	1:28.079	1:41.290	3.498	4.121	17.858	6.254	301.0	22:10	10:45.986
	3	2	3:46.259	35.076	1:27.943	1:43.240	3.537	4.081	19.794	6.177	301.8	22:14	14:32.245
	4	2	3:45.006	35.239	1:28.731	1:41.036	3.544	4.088	17.603	6.088	301.0	22:18	18:17.251
	5	2	3:44.956	35.229	1:27.259	1:42.468	3.565	4.089	18.883	6.204	301.8	22:22	22:02.207
6	2	3:47.510	34.960	1:27.211	1:45.339	3.543	4.095	20.336	6.367	301.8	22:25	25:49.717	



24 HEURES DU MANS

16-17 JUIN 2012



FIA WEC

80^e Edition des 24 Heures du Mans

Qualifying Practice Session 3

Sector Analysis

■ Personal Best ■ Session Best B Crossing the finish line in pit lane

Lap	D	Time	Sector 1	Sector 2	Sector 3	T6	T7	Porsche	Ford	T. Spd	Hour	Elapsed
7	2	3:57.330B	35.731	1:31.467	1:50.132		4.079			306.1	22:29	29:47.047
8	2	21:00.891B	...	1:28.506	2:15.587					301.8	22:50	50:47.938
9	2	13:00.633	9:46.501	1:30.530	1:43.602	3.512		6.440		280.2	23:03	1:03:48.571
10	2	3:44.072	35.222			3.489	4.081	6.009		301.0	23:07	1:07:32.643
11	2	3:45.109	34.860	1:27.011	1:43.238	3.549	4.064	6.084		302.7	23:11	1:11:17.752
12	2	3:47.984	35.314	1:28.575	1:44.095	3.559	4.083	6.914		301.8	23:15	1:15:05.736
13	2	3:56.914B	35.082	1:27.436	1:54.396		4.097			301.0	23:19	1:19:02.650
14	3	15:45.799	...	1:27.911	1:42.797	3.430		6.075		299.3	23:34	1:34:48.449
15	3	3:40.310	34.455	1:25.672	1:40.183	3.485	4.065	17.417	5.906	303.5	23:38	1:38:28.759
16	3	3:45.162	34.306	1:26.753	1:44.103	3.468	4.070	19.208	6.085	304.3	23:42	1:42:13.921
17	3	3:57.256B	34.587	1:25.876	1:56.793		4.066	18.823		301.8	23:46	1:46:11.177

25		ADR-Delta										
		1. John Martin	3. Tor Graves									
		2. Jan Charouz	Oreca 03 - Nissan LMP2									
1	1	6:28.806	3:11.009	1:33.239	1:44.558	3.520		18.790	6.450	227.2	22:06	6:28.806
2	1	3:39.495	34.168	1:25.593	1:39.734	3.544	4.057	17.126	6.569	301.0	22:10	10:08.301
3	1	3:43.387	34.884	1:26.231	1:42.272	3.530	4.059	19.512	6.185	300.2	22:13	13:51.688
4	1	3:38.181	33.912	1:25.311	1:38.958	3.559	4.061	17.080	5.837	299.3	22:17	17:29.869
5	1	3:53.064B	35.803	1:27.854	1:49.407		4.065	18.462		280.9	22:21	21:22.933
6	1	10:56.215	7:39.578	1:29.510	1:47.127	3.667		20.654	6.775	269.8	22:32	32:19.148
7	1	3:46.463	35.745	1:27.917	1:42.801	3.658	4.136	18.354	6.511	299.3	22:36	36:05.611
8	1	3:48.381	35.128	1:30.779	1:42.474	3.615	4.115	18.099	6.296	298.5	22:39	39:53.992
9	1	3:45.057	35.706	1:27.032	1:42.319	3.609	4.109	18.199	6.426	299.3	22:43	43:39.049
10	1	3:57.918B	34.782	1:28.643	1:54.493		4.110	18.631		300.2	22:47	47:36.967
11	1	20:20.876	...	1:28.720	1:44.799	3.534		19.721	6.504	297.7	23:07	1:07:57.843
12	1	3:45.141	35.930	1:27.332	1:41.879	3.650	4.059	18.099	6.481	301.0	23:11	1:11:42.984
13	1	3:51.493B	34.589	1:27.520	1:49.384		4.102	18.121		278.0	23:15	1:15:34.477
14	2	8:52.474	5:36.660	1:30.933	1:44.881	3.640		18.619	6.865	296.1	23:24	1:24:26.951
15	2	3:46.699	35.451	1:28.707	1:42.541	3.569	4.100	17.735	6.448	298.5	23:28	1:28:13.650
16	2	3:56.425B	34.841	1:27.832	1:53.752		4.069	17.838		299.3	23:32	1:32:10.075

26		Signatech Nissan										
		1. Nelson Panciatichi	3. Roman Rusinov									
		2. Pierre Ragues	Oreca 03 - Nissan LMP2									
1	3	8:29.363	5:10.568	1:33.557	1:45.238	3.692		19.004	6.559	292.1	22:08	8:29.363
2	3	3:46.933	35.863	1:28.362	1:42.708	3.573	4.161	18.099	6.230	297.7	22:12	12:16.296
3	3	3:47.439	35.314	1:28.182	1:43.943	3.574	4.127	17.973	7.290	294.5	22:16	16:03.735
4	3	3:49.992	37.047	1:27.777	1:45.168	3.556	4.123	20.428	6.287	293.7	22:19	19:53.727
5	3	3:47.287	36.232	1:28.467	1:42.588	3.606	4.107	18.196	6.110	297.7	22:23	23:41.014
6	3	3:55.309B	35.101	1:27.712	1:52.496		4.129	18.829		294.5	22:27	27:36.323
7	1	5:50.618	2:36.520	1:31.237	1:42.861	3.463		18.326	6.018	293.7	22:33	33:26.941
8	1	3:45.830	34.570	1:27.413	1:43.847	3.591	4.079	18.492	6.012	292.9	22:37	37:12.771
9	1	3:44.622	34.559	1:28.051	1:42.012	3.466	4.124	17.773	5.906	294.5	22:40	40:57.393
10	1	3:45.185	35.727	1:27.917	1:41.541	3.587	4.066	17.722	6.182	296.9	22:44	44:42.578

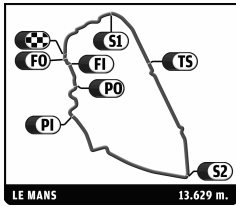
28		Gulf Racing Middle East										
		1. Fabien Giroix	3. Ludovic Badey									
		2. Stefan Johansson	Lola B12/80 Coupe - Nissan LMP2									
1	1	1:05:51.829	...	1:38.011	1:52.694	3.826		21.926	7.168	245.5	23:05	1:05:51.829
2	1	4:15.649B	36.929	1:30.636	2:08.084		4.240	22.112		292.1	23:10	1:10:07.478

29		Gulf Racing Middle East										
		1. Jean-Denis Deletraz	3. Marc Rostan									
		2. Keiko Ihara	Lola B12/80 Coupe - Nissan LMP2									
1	2	45:37.049B	...	2:09.227	2:42.819			29.452		154.5	22:45	45:37.049
2	2	29:51.024	...	1:40.920	1:59.667	4.007		24.302	8.133	271.1	23:15	1:15:28.073
3	2	4:10.294	38.826	1:34.873	1:56.595	3.975	4.247	23.772	7.945	287.5	23:19	1:19:38.367
4	2	4:07.118	38.063	1:33.395	1:55.660	3.897	4.229	23.031	7.633	286.8	23:23	1:23:45.485
5	2	4:02.471	37.073	1:33.877	1:51.521	3.988	4.198	20.787	7.368	289.0	23:27	1:27:47.956



24 HEURES DU MANS

16-17 JUIN 2012



FIA WEC

80^e Edition des 24 Heures du Mans

Qualifying Practice Session 3

Sector Analysis

■ Personal Best ■ Session Best B Crossing the finish line in pit lane

Lap	D	Time	Sector 1	Sector 2	Sector 3	T6	T7	Porsche	Ford	T. Spd	Hour	Elapsed
6	2	4:00.445	36.583	1:31.576	1:52.286	3.777	4.221	22.368	7.259	287.5	23:31	1:31:48.401
7	2	4:22.520B	41.131	1:36.323	2:05.066		4.162	22.030		247.8	23:36	1:36:10.921
8	3	8:01.006B	4:09.717	1:34.983	2:16.306			23.559		284.5	23:44	1:44:11.927
9	3	5:40.286	2:16.632	1:33.003	1:50.651	3.716		21.045	6.953	289.0	23:49	1:49:52.213
10	3	3:58.895	37.189	1:31.760	1:49.946	3.794	4.160	20.822	7.142	286.0	23:53	1:53:51.108
11	3	4:01.321	38.326	1:32.814	1:50.181	3.790	4.185	20.320	7.243	286.0	23:57	1:57:52.429
12	3	4:14.558B	36.685	1:32.543	2:05.330		4.189	21.145		286.8	00:02	2:02:06.987

30	Status Grand Prix											Lola - Judd
	1. Alexander Sims		3. Romain Iannetta									LMP2
	2. Yelmer Buurman											

1	2	4:05.210	51.095	1:30.309	1:43.806	3.540		17.901	6.791	293.7	22:04	4:05.210
2	2	3:40.989	34.328	1:27.113	1:39.548	3.659	4.130	16.472	6.039	296.1	22:07	7:46.199
3	2	3:42.531	34.384	1:26.215	1:41.932	3.657	4.162	17.771	6.312	296.9	22:11	11:28.730
4	2	3:41.669	34.840	1:26.880	1:39.949	3.665	4.161	16.813	6.115	296.9	22:15	15:10.399
5	2	3:41.519	34.576	1:27.242	1:39.701	3.609	4.152	16.486	6.145	298.5	22:18	18:51.918
6	2	3:40.280	34.206	1:26.783	1:39.291	3.536	4.142	16.486	6.065	295.3	22:22	22:32.198
7	2	3:41.241	34.609	1:26.009	1:40.623	3.556	4.113	16.751	6.088	294.5	22:26	26:13.439
8	2	3:53.049B	34.362	1:26.274	1:52.413		4.115	18.623		297.7	22:30	30:06.488
9	1	5:59.347	2:49.989	1:27.618	1:41.740	3.596		17.494	6.164	296.1	22:36	36:05.835
10	1	3:44.590	35.233	1:29.025	1:40.332	3.528	4.134	17.161	5.930	295.3	22:39	39:50.425
11	1	3:41.500	34.570	1:26.724	1:40.206	3.536	4.130	17.158	5.860	294.5	22:43	43:31.925
12	1	3:41.954	34.871	1:26.569	1:40.514	3.480	4.121	17.068	6.060	294.5	22:47	47:13.879
13	1	4:49.866B	35.964	1:33.271	2:40.631		4.090	34.338		257.7	22:52	52:03.745
14	3	14:03.244	...	1:34.595	1:49.424	3.678		20.381	6.813	289.0	23:06	1:06:06.989
15	3	3:55.092	37.459	1:30.923	1:46.710	3.652	4.188	19.593	6.505	292.1	23:10	1:10:02.081
16	3	3:53.722	36.376	1:29.740	1:47.606	3.907	4.171	20.229	6.370	294.5	23:13	1:13:55.803
17	3	3:53.430	36.558	1:29.326	1:47.546	3.688	4.254	20.129	7.103	296.1	23:17	1:17:49.233
18	3	3:51.596	36.371	1:29.455	1:45.770	3.635	4.170	19.353	6.300	292.9	23:21	1:21:40.829
19	3	7:34.283B	37.641	4:28.463	2:28.179		4.155	27.471		293.7	23:29	1:29:15.112

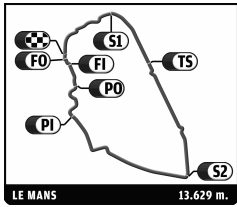
31	Lotus											Lola B12/80 Coupe - Lotus
	1. Thomas Holzer		3. Luca Moro									LMP2
	2. Mirco Schultis											

1	3	15:02.001B	9:53.958	2:18.007	2:50.036			32.241		146.3	22:15	15:02.001
2	3	7:45.071	4:17.354	1:34.944	1:52.773	3.905		22.205	7.845	287.5	22:22	22:47.072
3	3	3:58.044	37.209	1:30.726	1:50.109	3.872	4.255	20.722	7.181	292.9	22:26	26:45.116
4	3	3:56.139	36.807	1:30.349	1:48.983	3.915	4.245	20.584	7.349	292.1	22:30	30:41.255
5	3	3:59.203	37.223	1:31.425	1:50.555	4.179	4.261	20.994	7.566	293.7	22:34	34:40.458
6	3	4:04.409	37.051	1:30.928	1:56.430	4.043	4.312	24.426	7.837	293.7	22:38	38:44.867
7	3	4:06.227	37.230	1:32.360	1:56.637	3.963	4.282	22.537	7.578	293.7	22:42	42:51.094
8	3	4:05.020	39.854	1:31.538	1:53.628	4.217	4.256	21.423	7.185	288.3	22:46	46:56.114
9	3	5:02.218B	38.906	1:40.601	2:42.711		4.319	33.572		271.8	22:51	51:58.332
10	2	12:54.914	9:12.923	1:37.146	2:04.845	4.202		23.477	12.536	256.5	23:04	1:04:53.246
11	2	4:09.908	39.721	1:34.561	1:55.626	3.887	4.337	23.162	7.957	292.1	23:09	1:09:03.154
12	2	4:07.489	39.252	1:34.358	1:53.879	3.773	4.243	22.708	7.910	250.6	23:13	1:13:10.643
13	2	4:06.340	38.450	1:33.349	1:54.541	3.978	4.198	22.370	7.889	296.1	23:17	1:17:16.983
14	2	4:08.939	38.685	1:35.864	1:54.390	3.833	4.254	22.225	7.791	295.3	23:21	1:21:25.922
15	2	4:23.809B	41.056	1:36.260	2:06.493		4.220	22.406		292.1	23:25	1:25:49.731
16	1	5:50.027	2:23.660	1:35.348	1:51.019	3.644		21.331	6.820	278.7	23:31	1:31:39.758
17	1	3:52.260	36.414	1:30.048	1:45.798	3.557	4.158	19.810	6.456	295.3	23:35	1:35:32.018
18	1	3:51.467	35.610	1:28.954	1:46.903	3.521	4.123	21.203	6.474	296.9	23:39	1:39:23.485
19	1	3:47.911	35.572	1:28.564	1:43.775	3.535	4.113	19.217	6.012	295.3	23:43	1:43:11.396
20	1	3:58.362	36.993	1:31.438	1:49.931	3.531	4.112	21.303	6.124	291.4	23:47	1:47:09.758
21	1	3:47.180	35.222	1:28.591	1:43.367	3.553	4.116	18.959	5.959	294.5	23:50	1:50:56.938
22	1	3:54.253	35.154	1:28.501	1:50.598	3.573	4.122	21.249	6.208	296.9	23:54	1:54:51.191
23	1	3:46.754	35.264	1:27.971	1:43.519	3.475	4.119	18.806	6.012	296.9	23:58	1:58:37.945
24	1	3:45.664	35.426	1:27.519	1:42.719	3.527	4.082	18.578	5.902	298.5	00:02	2:02:23.609



24 HEURES DU MANS

16-17 JUIN 2012



FIA WEC

80^e Edition des 24 Heures du Mans

Qualifying Practice Session 3

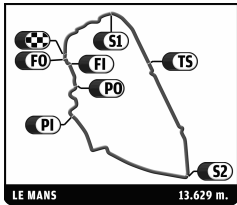
Sector Analysis

Lap	D	Time	Sector 1	Sector 2	Sector 3	T6	T7	Porsche	Ford	T. Spd	Hour	Elapsed	
33	Level 5 Motorsport											HPD ARX 03b - Honda	
	1.Scott Tucker 2.Christophe Bouchut		3.Luis Diaz									LMP2	
	1	1	5:00.459 B	54.060	1:51.131	2:15.268			24.193		231.0	22:05	5:00.459
	2	1	9:29.952	6:10.248	1:30.087	1:49.617	3.678		21.524	6.819	296.9	22:14	14:30.411
	3	1	3:52.549	36.061	1:29.369	1:47.119	3.788	4.142	19.911	6.725	296.9	22:18	18:22.960
	4	1	3:52.356	37.441	1:28.657	1:46.258	3.801	4.170	20.273	6.651	298.5	22:22	22:15.316
	5	1	3:58.868 B	36.091	1:28.985	1:53.792		4.189	20.020		296.1	22:26	26:14.184
	6	3	6:38.559	3:18.020	1:31.462	1:49.077	3.614		20.637	6.912	298.5	22:32	32:52.743
	7	3	3:52.353	36.179	1:30.655	1:45.519	3.484	4.135	19.331	6.504	296.9	22:36	36:45.096
	8	3	3:51.641	35.221	1:28.840	1:47.580	3.506	4.081	19.280	6.700	298.5	22:40	40:36.737
	9	3	3:55.581	40.163	1:30.557	1:44.861	3.475	4.060	19.024	6.347	299.3	22:44	44:32.318
	10	3	3:48.572	35.151	1:28.242	1:45.179	3.465	4.081	20.384	6.331	297.7	22:48	48:20.890
	11	3	4:13.678 B	35.136	1:30.360	2:08.182		4.066	28.110		295.3	22:52	52:34.568
	12	3	15:39.290	...	1:30.874	1:49.207	3.497		21.904	6.635	296.1	23:08	1:08:13.858
	13	3	4:00.650 B	35.617	1:30.679	1:54.354		4.092	19.772		298.5	23:12	1:12:14.508
	14	3	9:04.607	5:47.649	1:31.010	1:45.948	3.522		19.206	6.335	296.9	23:21	1:21:19.115
	15	3	3:50.166	35.176	1:29.676	1:45.314	3.431	4.105	19.453	6.166	296.9	23:25	1:25:09.281
	16	3	4:03.238 B	34.969	1:29.784	1:58.485		4.059	20.768		300.2	23:29	1:29:12.519
	17	3	8:29.003	5:15.995	1:29.359	1:43.649	3.382		18.906	6.057	295.3	23:37	1:37:41.522
	18	3	3:46.214	34.740	1:28.362	1:43.112	3.374	4.057	18.464	5.927	300.2	23:41	1:41:27.736
	19	3	3:46.294	36.176	1:27.844	1:42.274	3.427	4.044	18.246	5.871	296.1	23:45	1:45:14.030
	20	3	3:43.826	34.767	1:27.555	1:41.504	3.369	4.071	18.002	5.738	295.3	23:48	1:48:57.856
	21	3	3:45.328	34.659	1:28.316	1:42.353	3.419	4.037	18.180	6.278	300.2	23:52	1:52:43.184
22	3	3:42.696	34.687	1:26.890	1:41.119	3.418	4.049	17.805	5.819	299.3	23:56	1:56:25.880	
23	3	3:43.063	34.597	1:26.724	1:41.742	3.480	4.047	18.082	5.890	297.7	00:00	2:00:08.943	
35	Oak Racing											Morgan - Nissan	
	1.David Heinemeier Hansson 2.Bas Leinders		3.Maxime Martin									LMP2	
	1	2	4:28.316	1:10.986	1:30.696	1:46.634	3.552		20.199	6.619	296.1	22:04	4:28.316
	2	2	3:45.568	35.341	1:27.618	1:42.609	3.570	4.106	18.484	6.209	301.8	22:08	8:13.884
	3	2	3:45.927	35.006	1:26.915	1:44.006	3.558	4.111	18.265	6.197	300.2	22:11	11:59.811
	4	2	3:44.422	34.920	1:27.804	1:41.698	3.553	4.087	17.926	6.073	302.7	22:15	15:44.233
	5	2	3:54.001 B	35.317	1:28.359	1:50.325		4.085	17.994		301.0	22:19	19:38.234
	6	2	7:19.828	4:11.216	1:27.031	1:41.581	3.521		17.699	6.640	299.3	22:26	26:58.062
	7	2	3:43.226	34.591	1:26.260	1:42.375	3.733	4.086	17.819	7.148	300.2	22:30	30:41.288
	8	2	3:46.394	34.907	1:29.591	1:41.896	3.532	4.158	16.179	6.179	300.2	22:34	34:27.682
	9	2	3:48.551	36.969	1:27.512	1:44.070	3.586	4.083	16.129	6.129	301.8	22:38	38:16.233
	10	2	3:46.644	38.315	1:27.259	1:41.070	3.500	4.091	15.839	5.839	298.5	22:42	42:02.877
	11	2	3:41.707	34.646	1:26.254	1:40.807	3.748	4.071	17.525	6.103	301.8	22:45	45:44.584
	12	2	3:48.846	35.686	1:28.191	1:44.969	3.772	4.153	20.299	6.532	305.2	22:49	49:33.430
	13	2	4:21.778 B	37.197	1:33.447	2:11.134		4.134	28.799		264.6	22:53	53:55.208
	14	1	13:34.200	...	1:30.957	1:46.543	3.641		6.611	6.611	296.9	23:07	1:07:29.408
	15	1	3:52.922	36.016	1:28.598	1:48.308	3.722	4.117	21.988	6.609	300.2	23:11	1:11:22.330
	16	1	3:48.941	35.472	1:28.519	1:44.950	3.542	4.133	16.662	6.662	301.0	23:15	1:15:11.271
	17	1	3:49.214	36.122	1:28.635	1:44.457	3.686	4.079	16.367	6.367	300.2	23:19	1:19:00.485
	18	1	3:48.700	35.550	1:28.077	1:45.073	3.557	4.126	19.412	6.466	299.3	23:22	1:22:49.185
	19	1	3:47.857	35.543	1:28.616	1:43.698	3.549	4.075	18.958	6.271	299.3	23:26	1:26:37.042
	20	1	3:47.575	35.698	1:27.378	1:44.499	3.535	4.069	19.098	6.340	299.3	23:30	1:30:24.617
	21	1	3:45.723	35.350	1:27.683	1:42.690	3.509	4.072	18.601	6.265	300.2	23:34	1:34:10.340
22	1	3:43.919	35.072	1:26.658	1:42.189	3.526	4.048	18.404	6.214	300.2	23:37	1:37:54.259	
23	1	4:10.440 B	35.796	1:37.585	1:57.059		4.049	21.149		221.2	23:42	1:42:04.699	
40	Race Performance											Oreca 03 - Judd	
	1.Michel Frey 2.Jonathan Hirschi		3.Ralph Meichtry									LMP2	
1	3	4:17.277	54.532	1:33.986	1:48.759	3.498		19.703	6.632	238.6	22:04	4:17.277	



24 HEURES DU MANS

16-17 JUIN 2012



FIA WEC

80^e Edition des 24 Heures du Mans

Qualifying Practice Session 3

Sector Analysis

■ Personal Best ■ Session Best B Crossing the finish line in pit lane

Lap	D	Time	Sector 1	Sector 2	Sector 3	T6	T7	Porsche	Ford	T. Spd	Hour	Elapsed
3	3	3:40.471	34.243	1:26.183	1:40.045	3.531	4.067	17.406	5.668	296.9	22:11	11:30.546
4	3	3:40.793	34.292	1:26.222	1:40.279	3.633	4.111	17.365	5.705	297.7	22:15	15:11.339
5	3	3:57.615 B	36.036	1:27.702	1:53.877		4.134	17.797		296.9	22:19	19:08.954
6	3	20:52.084	...	1:28.293	1:42.327	3.537		18.017	6.148	297.7	22:40	40:01.038
7	3	3:41.725	34.644	1:26.695	1:40.386	3.472	4.117	17.498	5.726	295.3	22:43	43:42.763
8	3	3:53.337 B	34.195	1:29.882	1:49.260		4.101	17.693		297.7	22:47	47:36.100
9	1	16:37.002	...	1:32.906	1:52.140	3.753		21.848	7.422	280.2	23:04	1:04:13.102
10	1	3:57.322	37.902	1:30.221	1:49.199	3.744	4.188	20.734	7.082	297.7	23:08	1:08:10.424
11	1	3:56.547	36.238	1:31.053	1:49.256	3.717	4.164	20.609	7.212	298.5	23:12	1:12:06.971
12	1	3:53.635	36.145	1:29.756	1:47.734	3.665	4.161	20.388	6.886	294.5	23:16	1:16:00.606
13	1	3:52.477	35.659	1:29.198	1:47.620	3.665	4.133	20.365	6.955	297.7	23:19	1:19:53.083
14	1	3:55.498	38.203	1:29.314	1:47.981	3.646	4.119	20.069	6.883	297.7	23:23	1:23:48.581
15	1	4:04.020 B	35.773	1:30.765	1:57.482		4.120	20.076		296.9	23:27	1:27:52.601
16	2	7:14.016 B	3:49.164	1:29.720	1:55.132			20.561		294.5	23:35	1:35:06.617
17	2	6:30.402	3:15.524	1:29.774	1:45.104	3.472		19.822	6.187	294.5	23:41	1:41:37.019
18	2	3:47.187	35.486	1:28.079	1:43.622	3.443	4.070	19.004	6.113	296.9	23:45	1:45:24.206
19	2	3:46.165	34.784	1:28.322	1:43.059	3.453	4.071	18.771	6.051	294.5	23:49	1:49:10.371
20	2	3:45.025	34.813	1:27.174	1:43.038	3.459	4.070	18.999	6.164	296.9	23:52	1:52:55.396
21	2	3:44.655	34.290	1:28.026	1:42.339	3.376	4.062	18.559	5.956	296.1	23:56	1:56:40.051
22	2	3:43.222	34.125	1:27.347	1:41.750	3.501	4.030	18.310	5.937	301.0	00:00	2:00:23.273

45

Boutsen Ginion Racing

1. Bastien Briere
2. Jens Petersen

3. Shinji Nakano

Oreca 03 - Nissan
LMP2

1	3	7:08.018	3:55.852	1:30.481	1:41.685	3.411		17.299	6.247	232.5	22:07	7:08.018
2	3	3:44.932	35.242	1:27.560	1:42.130	3.458	4.063	17.934	6.190	296.1	22:10	10:52.950
3	3	3:44.484	34.476	1:26.562	1:43.446	3.471	4.071	18.860	6.546	296.1	22:14	14:37.434
4	3	3:56.858 B	34.843	1:27.964	1:54.051		4.067	18.692		296.1	22:18	18:34.292
5	3	8:56.909 B	5:24.775	1:28.897	2:03.237			22.242		294.5	22:27	27:31.201
6	3	7:46.546	4:32.980	1:29.719	1:43.847	3.455		18.550	6.326	291.4	22:35	35:17.747
7	3	3:45.585	34.757	1:28.223	1:42.605	3.431	4.071	18.181	6.227	293.7	22:39	39:03.332
8	3	3:57.207 B	34.750	1:27.733	1:54.724		4.051	20.260		294.5	22:43	43:00.539
9	3	7:43.919 B	3:59.918	1:30.989	2:13.012			30.832		295.3	22:50	50:44.458
10	3	12:29.861	9:16.018	1:29.987	1:43.856	3.454		18.405	6.415	290.6	23:03	1:03:14.319
11	3	3:45.363	34.833	1:28.020	1:42.510	3.408	4.070	18.140	6.158	293.7	23:06	1:06:59.682
12	3	3:42.949	34.671	1:26.865	1:41.413	3.406	4.050	17.726	6.055	296.9	23:10	1:10:42.631
13	3	4:00.209 B	35.636	1:29.443	1:55.130		4.038	18.636		296.1	23:14	1:14:42.840
14	3	6:36.854	3:23.278	1:29.255	1:44.321	3.414		19.234	6.129	297.7	23:21	1:21:19.694
15	3	3:55.353 B	35.185	1:28.267	1:51.901		4.046	18.120		296.9	23:25	1:25:15.047
16	1	7:24.084	3:59.886	1:32.995	1:51.203	3.760		21.359	6.965	292.1	23:32	1:32:39.131
17	1	3:56.413	36.239	1:31.168	1:49.006	3.682	4.155	20.894	6.815	292.9	23:36	1:36:35.544
18	1	3:56.206	36.373	1:30.757	1:49.076	3.731	4.132	20.081	7.720	292.9	23:40	1:40:31.750
19	1	3:56.308	38.537	1:30.656	1:47.115	3.629	4.138	19.755	6.748	294.5	23:44	1:44:28.058
20	1	3:51.469	35.574	1:29.693	1:46.202	3.652	4.106	19.411	6.610	294.5	23:48	1:48:19.527
21	1	3:49.937	35.430	1:29.192	1:45.315	3.640	4.109	19.259	6.668	293.7	23:52	1:52:09.464
22	1	3:49.856	35.235	1:29.755	1:44.866	3.620	4.099	19.131	6.575	297.7	23:55	1:55:59.320
23	1	3:48.498	35.202	1:28.545	1:44.751	3.572	4.097	18.978	6.469	293.7	23:59	1:59:47.818
24	1	3:47.815	35.204	1:28.493	1:44.118	3.558	4.077	18.845	6.527	294.5	00:03	2:03:35.633

46

Thiriet By TDS Racing

1. Mathias Beche
2. Pierre Thiriet

3. Christophe Tinseau

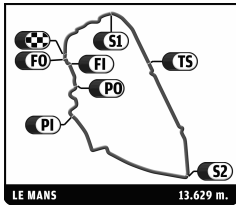
Oreca 03 - Nissan
LMP2

1	1	4:12.344	55.638	1:32.034	1:44.672	3.440		18.820	6.399	252.9	22:04	4:12.344
2	1	3:44.207	34.199	1:27.109	1:42.899	3.472	4.046	17.773	6.478	297.7	22:07	7:56.551
3	1	3:49.337	36.356	1:28.010	1:44.971	3.520	4.046	18.699	6.320	282.3	22:11	11:45.888
4	1	3:46.209	34.614	1:30.406	1:41.189	3.516	4.061	17.329	6.133	297.7	22:15	15:32.097
5	1	3:53.945 B	35.789	1:26.634	1:51.522		4.066	17.974		296.1	22:19	19:26.042
6	1	9:38.493	6:26.029	1:29.773	1:42.691	3.501		17.717	6.329	296.1	22:29	29:04.535
7	1	3:47.051	34.886	1:27.535	1:44.630	3.519	4.072	19.362	6.356	297.7	22:32	32:51.586



24 HEURES DU MANS

16-17 JUIN 2012



FIA WEC

80^e Edition des 24 Heures du Mans

Qualifying Practice Session 3

Sector Analysis

Lap	D	Time	Sector 1	Sector 2	Sector 3	T6	T7	Porsche	Ford	T. Spd	Hour	Elapsed
8	1	3:41.990	34.009	1:25.546	1:42.435	3.561	4.069	19.101	6.152	296.9	22:36	36:33.576
9	1	3:49.674	37.552	1:28.368	1:43.754	3.746	4.074	18.644	6.263	296.9	22:40	40:23.250
10	1	3:55.995 B	34.126	1:26.201	1:55.668		4.127	19.822		296.9	22:44	44:19.245
11	2	7:46.677 B	3:34.585	1:31.801	2:40.291			34.386		295.3	22:52	52:05.922
12	2	12:42.461	9:21.891	1:30.145	1:50.425	3.589		20.381	7.900	293.7	23:04	1:04:48.383
13	2	3:47.591	35.351	1:28.835	1:43.405	3.530	4.109	18.301	6.383	298.5	23:08	1:08:35.974
14	2	3:49.710	34.855	1:28.124	1:46.731	3.763	4.090	20.450	6.885	297.7	23:12	1:12:25.684
15	2	3:47.551	36.065	1:28.254	1:43.232	3.487	4.151	18.155	6.425	296.9	23:16	1:16:13.235
16	2	3:56.829 B	36.275	1:27.420	1:53.134		4.067	18.745		296.9	23:20	1:20:10.064
17	3	5:37.817	2:22.520	1:30.248	1:45.049	3.565		18.649	6.530	297.7	23:25	1:25:47.881
18	3	3:46.790	35.416	1:28.367	1:43.007	3.563	4.094	17.934	6.268	295.3	23:29	1:29:34.671
19	3	3:46.852	34.918	1:27.018	1:44.916	3.506	4.099	20.203	6.323	296.9	23:33	1:33:21.523
20	3	3:57.551 B	36.421	1:27.965	1:53.165		4.066	18.784		297.7	23:37	1:37:19.074

■ Personal Best ■ Session Best **B** Crossing the finish line in pit lane

48		Murphy Prototypes		3. Brendon Hartley		Oreca 03 - Nissan LMP2						
		1. Jody Firth										
		2. Warren Hughes										
1	2	5:50.898	2:34.407	1:30.609	1:45.882	3.553		18.747	7.266	283.8	22:05	5:50.898
2	2	3:48.015	38.083	1:27.594	1:42.338	3.487	4.102	18.168	6.476	296.9	22:09	9:38.913
3	2	3:46.779	34.608	1:30.258	1:41.913	3.483	4.072	17.687	6.372	297.7	22:13	13:25.692
4	2	3:42.057	34.520	1:26.587	1:40.950	3.520	4.064	17.437	6.153	297.7	22:17	17:07.749
5	2	3:45.036	34.348	1:26.057	1:44.631	3.452	4.085	20.554	6.566	298.5	22:20	20:52.785
6	2	4:07.519 B	34.309	1:32.123	2:01.087		4.051	20.963		296.9	22:25	25:00.304

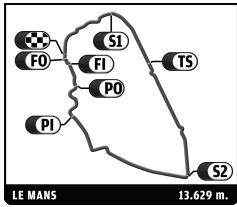
49		Pecom Racing		3. Pierre Kaffer		Oreca 03 - Nissan LMP2						
		1. Luis Perez Companc										
		2. Soheil Ayari										
1	2	7:41.144	4:21.540	1:33.237	1:46.367	3.610		18.393	6.466	283.1	22:07	7:41.144
2	2	3:46.886	35.640	1:29.040	1:42.206	3.568	4.116	17.563	6.267	295.3	22:11	11:28.030
3	2	4:00.258 B	35.121	1:29.619	1:55.518		4.094	18.025		296.1	22:15	15:28.288
4	2	9:59.605	6:47.263	1:28.590	1:43.752	3.522		17.946	6.364	295.3	22:25	25:27.893
5	2	3:40.292	34.582	1:25.973	1:39.737	3.513	4.089	16.913	5.987	296.1	22:29	29:08.185
6	2	3:45.676	34.559	1:25.834	1:45.283	3.558	4.085	18.702	7.771	298.5	22:32	32:53.861
7	2	3:58.513 B	35.498	1:28.011	1:55.004		4.092	18.326		298.5	22:36	36:52.374
8	1	15:39.061 B	...	1:38.533	2:24.057			32.992		290.6	22:52	52:31.435
9	1	12:17.641	8:52.731	1:31.807	1:53.103	3.597		21.731	8.452	292.1	23:04	1:04:49.076
10	1	3:52.816	36.035	1:29.890	1:46.891	3.571	4.119	19.785	7.112	299.3	23:08	1:08:41.892
11	1	4:06.806 B	35.439	1:32.740	1:58.627		4.109	21.048		296.9	23:12	1:12:48.698
12	1	7:11.263	3:55.942	1:29.360	1:45.961	3.533		19.426	6.748	295.3	23:19	1:19:59.961
13	1	3:49.508	35.765	1:28.846	1:44.897	3.609	4.095	19.035	6.746	295.3	23:23	1:23:49.469
14	1	3:52.827	35.562	1:30.744	1:46.521	3.561	4.109	19.775	6.640	298.5	23:27	1:27:42.296
15	1	3:47.144	35.299	1:28.273	1:43.572	3.513	4.107	18.210	6.500	295.3	23:31	1:31:29.440
16	1	3:48.653	35.214	1:27.582	1:45.857	3.675	4.082	18.284	8.499	296.9	23:35	1:35:18.093
17	1	3:45.949	35.167	1:27.541	1:43.241	3.509	4.123	17.905	6.655	297.7	23:39	1:39:04.042
18	1	4:06.825 B	35.349	1:28.790	2:02.686		4.072	20.418		297.7	23:43	1:43:10.867
19	1	7:13.793	3:59.962	1:29.020	1:44.811	3.544		18.456	6.600	293.7	23:50	1:50:24.660
20	1	3:46.590	35.196	1:27.607	1:43.787	4.068	4.102	17.962	6.639	294.5	23:54	1:54:11.250
21	1	3:48.318	35.701	1:28.539	1:44.078	3.682	4.226	18.221	6.618	297.7	23:57	1:57:59.568
22	1	4:08.760 B	38.027	1:30.190	2:00.543		4.118	19.175		294.5	00:02	2:02:08.328

50		Larbre Competition		3. Pedro Lamy		Chevrolet Corvette C6 ZR1 LMGT E Am						
		1. Patrick Bornhauser										
		2. Julien Canal										
1	2	1:35:31.835	...	1:44.071	2:02.246	4.029		25.103	7.517	220.7	23:35	1:35:31.835
2	2	4:15.740	39.974	1:38.334	1:57.432	3.907	4.474	23.803	7.058	278.0	23:39	1:39:47.575
3	2	4:13.459	39.304	1:37.390	1:56.765	3.893	4.448	23.238	7.072	278.0	23:44	1:44:01.034
4	2	4:26.084 B	39.193	1:37.321	2:09.570		4.456	26.089		277.3	23:48	1:48:27.118



24 HEURES DU MANS

16-17 JUN 2012



FIA WEC

80^e Edition des 24 Heures du Mans

Qualifying Practice Session 3

Sector Analysis

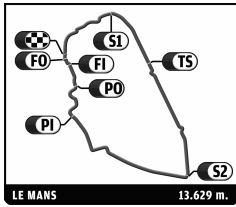
■ Personal Best ■ Session Best ■ Crossing the finish line in pit lane

Lap	D	Time	Sector 1	Sector 2	Sector 3	T6	T7	Porsche	Ford	T. Spd	Hour	Elapsed
51		AF Corse		3.Toni Vilander								Ferrari 458 Italia
		1.Giancarlo Fisichella										LMGTE Pro
		2.Gianmaria Bruni										
1	3	1:20:40.999 B	...	1:43.394	2:06.994			23.101		229.5	23:20	1:20:40.999
2	3	8:32.815	4:49.507	1:45.977	1:57.331	3.768		22.888	6.789	242.3	23:29	1:29:13.814
3	3	4:09.771	39.189	1:35.964	1:54.618	3.667	4.430	22.565	6.628	290.6	23:33	1:33:23.585
4	3	4:05.271	38.571	1:34.395	1:52.305	3.632	4.370	21.649	6.491	291.4	23:37	1:37:28.856
5	3	4:07.618	37.988	1:37.144	1:52.486	3.617	4.335	21.639	6.480	291.4	23:41	1:41:36.474
6	3	4:21.258 B	38.317	1:37.193	2:05.748		4.330	22.090		289.0	23:45	1:45:57.732
7	3	12:33.308	9:06.476	1:35.506	1:51.326	3.629		20.949	6.428	286.8	23:58	1:58:31.040
8	3	4:00.025	37.686	1:32.982	1:49.357	3.605	4.343	20.591	6.282	291.4	00:02	2:02:31.065
55		JWA-Avila		3.Paul Daniels								Porsche 911 RSR (997)
		1.Joël Camathias										LMGTE Am
		2.Markus Paltila										
1	2	10:57.151	7:16.586	1:40.391	2:00.174	3.902		23.613	8.031	223.4	22:10	10:57.151
2	2	4:06.501	39.277	1:34.425	1:52.799	3.815	4.469	21.543	6.936	286.8	22:15	15:03.652
3	2	4:05.085	38.376	1:33.819	1:52.890	3.794	4.442	21.401	6.727	282.3	22:19	19:08.737
4	2	4:07.567	38.935	1:35.300	1:53.332	3.862	4.424	21.761	7.345	288.3	22:23	23:16.304
5	2	4:16.027 B	38.395	1:34.061	2:03.571		4.451	21.709		283.8	22:27	27:32.331
6	3	6:52.663	3:01.507	1:46.954	2:04.202	4.233		26.049	7.982	279.4	22:34	34:24.994
7	3	4:28.038	43.517	1:38.659	2:05.862	4.138	4.573	26.590	7.823	278.7	22:38	38:53.032
8	3	4:40.678 B	42.938	1:40.224	2:17.516		4.540	26.217		215.9	22:43	43:33.710
9	1	6:25.289 B	2:38.791	1:37.401	2:09.097			24.756		280.9	22:49	49:58.999
10	1	16:27.962	...	1:36.596	1:55.300	3.871		22.724	6.909	276.6	23:06	1:06:26.961
11	1	4:08.075	39.019	1:35.045	1:54.011	3.770	4.474	22.091	6.706	283.8	23:10	1:10:35.036
12	1	4:08.614	38.938	1:35.460	1:54.216	3.785	4.426	22.268	6.692	282.3	23:14	1:14:43.650
13	1	4:17.514 B	38.841	1:35.775	2:02.898		4.449	22.609		279.4	23:19	1:19:01.164
14	2	28:56.880	...	1:40.633	2:02.245	3.900		24.211	7.593	235.5	23:47	1:47:58.044
15	2	4:05.116	38.683	1:33.888	1:52.545	3.801	4.472	21.785	6.708	282.3	23:52	1:52:03.160
16	2	4:03.705	38.057	1:33.832	1:51.816	3.861	4.438	21.527	6.480	284.5	23:56	1:56:06.865
17	2	4:03.814	38.248	1:33.592	1:51.974	3.892	4.461	21.346	6.558	283.1	00:00	2:00:10.679
57		Kronh Racing		3.Michele Rugolo								Ferrari 458 Italia
		1.Tracy Krohn										LMGTE Am
		2.Niclas Jansson										
1	3	4:29.218	59.194	1:35.693	1:54.331	3.774		21.854	6.689	273.2	22:04	4:29.218
2	3	4:12.846	38.685	1:37.800	1:56.361	3.783	4.411	23.440	6.440	287.5	22:08	8:42.064
3	3	4:03.358	38.197	1:34.107	1:51.054	3.743	4.425	21.023	6.362	283.8	22:12	12:45.422
4	3	4:02.323	37.866	1:33.829	1:50.628	3.781	4.403	20.881	6.098	284.5	22:16	16:47.745
5	3	4:15.121 B	37.861	1:34.923	2:02.337		4.411	23.057		286.8	22:21	21:02.866
6	3	8:56.853	5:29.815	1:34.374	1:52.664	3.776		21.476	6.834	285.3	22:29	29:59.719
7	3	4:05.659	37.785	1:36.788	1:51.086	3.731	4.424	20.887	6.348	289.0	22:34	34:05.378
8	3	4:08.878	38.719	1:34.428	1:55.731	3.734	4.398	23.595	6.844	285.3	22:38	38:14.256
9	3	4:25.702	43.198	1:40.682	2:01.822	3.775	4.374	23.507	6.683	240.7	22:42	42:39.958
10	3	4:03.504	38.001	1:34.052	1:51.451	3.774	4.410	21.021	6.549	285.3	22:46	46:43.462
11	3	4:39.848 B	39.961	1:34.814	2:25.073		4.380	28.601		288.3	22:51	51:23.310
12	1	13:48.266	...	1:40.102	2:02.921	4.362		25.563	7.134	278.7	23:05	1:05:11.576
13	1	4:12.950	40.704	1:36.372	1:55.874	3.863	4.610	23.276	6.701	282.3	23:09	1:09:24.526
14	1	4:11.898	39.636	1:36.123	1:56.139	3.873	4.455	23.258	6.852	282.3	23:13	1:13:36.424
15	1	4:12.708	39.448	1:35.883	1:57.377	4.000	4.452	23.507	7.346	285.3	23:17	1:17:49.132
16	1	4:37.492 B	39.957	1:41.521	2:16.014		4.481	24.675		248.9	23:22	1:22:26.624
59		Luxury Racing		3.Dominik Farnbacher								Ferrari 458 Italia
		1.Frédéric Makowiecki										LMGTE Pro
		2.Jaime Melo										
1	3	11:10.424	7:43.546	1:35.799	1:51.079	3.597		21.644	6.276	236.0	22:11	11:10.424
2	3	3:58.647	37.572	1:32.208	1:48.867	3.682	4.332	20.568	6.051	288.3	22:15	15:09.071
3	3	3:59.840	38.577	1:32.289	1:48.974	3.679	4.367	20.566	6.336	289.8	22:19	19:08.911



24 HEURES DU MANS

16-17 JUIN 2012



FIA WEC

80^e Edition des 24 Heures du Mans

Qualifying Practice Session 3

Sector Analysis

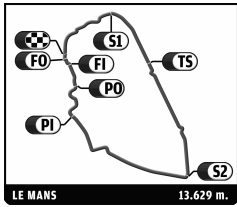
■ Personal Best ■ Session Best B Crossing the finish line in pit lane

Lap	D	Time	Sector 1	Sector 2	Sector 3	T6	T7	Porsche	Ford	T. Spd	Hour	Elapsed
4	3	4:07.455 B	37.895	1:32.631	1:56.929		4.351	20.744		288.3	22:23	23:16.366
61 AF Corse-Waltrip			3.Brian Vickers		Ferrari 458 Italia LMGTE Am							
1.Robert Kauffman 2.Rui Aguas												
1	1	12:16.214	8:21.737	1:48.908	2:05.569	4.331		25.734	7.729	270.4	22:12	12:16.214
2	1	4:25.379	41.344	1:42.139	2:01.896	4.182	4.631	24.533	7.354	280.9	22:16	16:41.593
3	1	4:34.519	41.490	1:46.141	2:06.888	4.507	4.555	25.953	8.880	282.3	22:21	21:16.112
4	1	4:24.428	42.650	1:39.310	2:02.468	4.090	4.622	24.945	7.344	281.6	22:25	25:40.540
5	1	4:46.143 B	41.533	1:42.515	2:22.095		4.523	25.711		282.3	22:30	30:26.683
6	3	8:04.803	4:23.634	1:40.787	2:00.382	4.014		24.579	7.640	282.3	22:38	38:31.486
7	3	4:18.743	41.372	1:37.830	1:59.541	3.954	4.514	24.180	7.493	283.8	22:42	42:50.229
8	3	4:21.937	43.432	1:38.979	1:59.526	3.991	4.487	23.044	7.444	283.8	22:47	47:12.166
9	3	4:58.056 B	40.994	1:42.417	2:34.645		4.497	31.629		263.9	22:52	52:10.222
10	1	20:39.393	...	1:46.661	2:07.272	4.494		25.951	7.887	230.0	23:12	1:12:49.615
11	1	4:26.714	42.292	1:39.470	2:04.952	4.301	4.675	25.654	7.909	280.2	23:17	1:17:16.329
12	1	4:29.441	45.212	1:40.156	2:04.073	4.037	4.795	24.932	8.445	283.1	23:21	1:21:45.770
13	1	4:23.930	41.444	1:40.660	2:01.826	4.286	4.509	24.549	7.739	283.8	23:26	1:26:09.700
14	1	4:48.442 B	41.858	1:40.727	2:25.857		4.576	25.338		281.6	23:30	1:30:58.142
15	2	8:28.481	4:49.789	1:38.814	1:59.878	3.906		24.440	7.323	281.6	23:39	1:39:26.623
16	2	4:11.044	39.595	1:36.613	1:54.836	3.889	4.463	22.566	6.932	282.3	23:43	1:43:37.667
17	2	4:20.505 B	39.407	1:36.687	2:04.411		4.457	22.722		281.6	23:47	1:47:58.172
18	2	5:52.124	2:17.470	1:37.948	1:56.706	3.950		23.024	6.968	281.6	23:53	1:53:50.296
19	2	4:08.217	38.867	1:36.345	1:53.005	3.836	4.461	21.766	6.570	280.9	23:57	1:57:58.513
20	2	4:27.851 B	41.719	1:37.048	2:09.084		4.419	25.888		267.1	00:02	2:02:26.364
66 JMW Motorsport			3.Roger Wills		Ferrari 458 Italia LMGTE Pro							
1.James Walker 2.Jonny Cocker												
1	3	19:44.328	...	1:37.970	1:57.002	3.953		23.119	7.234	265.8	22:19	19:44.328
2	3	4:14.972	42.208	1:37.193	1:55.571	3.896	4.500	23.141	6.718	271.1	22:23	23:59.300
3	3	4:10.192	39.622	1:36.059	1:54.511	3.773	4.471	22.622	6.651	283.8	22:28	28:09.492
4	3	4:10.490	39.121	1:36.215	1:55.154	3.857	4.430	22.820	6.755	281.6	22:32	32:19.982
5	3	4:11.421	40.151	1:35.846	1:55.424	4.012	4.446	22.698	6.701	280.2	22:36	36:31.403
6	3	4:20.779 B	39.975	1:35.702	2:05.102		4.509	22.547		286.0	22:40	40:52.182
67 Insa Performance Matmut			3.Anthony Pons		Porsche 911 RSR (997) LMGTE Am							
1.Nicolas Armindo 2.Raymond Narac												
1	1	24:08.644	...	1:33.901	1:50.831	3.701		21.087	6.069	283.1	22:24	24:08.644
2	1	4:10.039 B	38.272	1:33.567	1:58.200		4.414	21.106		283.1	22:28	28:18.683
3	1	5:51.383	2:17.618	1:42.408	1:51.357	3.740		21.114	6.083	286.8	22:34	34:10.066
4	1	4:13.050 B	38.324	1:33.353	2:01.373		4.434	21.948		286.8	22:38	38:23.116
5	3	7:40.679	4:07.139	1:37.545	1:55.995	3.881		23.184	6.686	279.4	22:46	46:03.795
6	3	4:38.340 B	39.687	1:37.835	2:20.818		4.471	31.219		282.3	22:50	50:42.135
7	2	15:50.325	...	1:36.992	1:55.038	3.826		22.373	6.819	278.7	23:06	1:06:32.460
8	2	4:07.180	39.009	1:35.174	1:52.997	3.804	4.452	21.767	6.405	281.6	23:10	1:10:39.640
9	2	4:16.181 B	38.949	1:35.226	2:02.006		4.439	21.904		283.1	23:14	1:14:55.821
70 Larbre Competition			3.Pascal Gibon		Chevrolet Corvette C6 ZR1 LMGTE Am							
1.Jean-Philippe Belloc 2.Christophe Bourret												
1	1	38:55.245	...	1:46.589	2:11.955	4.217		29.407	8.167	223.9	22:38	38:55.245
2	1	4:33.169	43.480	1:42.388	2:07.301	4.035	4.524	28.193	7.704	258.3	22:43	43:28.414
3	1	4:37.157 B	41.626	1:44.309	2:11.222		4.484	25.338		270.4	22:48	48:05.571
4	1	17:20.070	...	1:40.967	1:57.590	3.919		23.519	7.099	250.6	23:05	1:05:25.641
5	1	4:09.709	39.399	1:36.064	1:54.246	3.858	4.443	22.365	6.858	280.9	23:09	1:09:35.350
6	1	4:12.459	38.678	1:36.010	1:57.771	3.937	4.408	24.752	7.295	283.1	23:13	1:13:47.809
7	1	7:50.967 B	40.456	1:38.114	5:32.397		4.431	1:26.909		280.2	23:21	1:21:38.776



24 HEURES DU MANS

16-17 JUIN 2012



FIA WEC

80^e Edition des 24 Heures du Mans

Qualifying Practice Session 3

Sector Analysis

■ Personal Best ■ Session Best B Crossing the finish line in pit lane

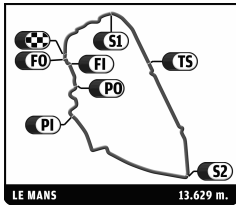
Lap	D	Time	Sector 1	Sector 2	Sector 3	T6	T7	Porsche	Ford	T. Spd	Hour	Elapsed
71	AF Corse											Ferrari 458 Italia
	1.Andrea Bertolini		3.Marco Cioci		5.Giancarlo Fisichella		LMGTE Pro					
	2.Olivier Beretta		4.Gianmaria Bruni		6.Toni Vilander							
1	2	4:22.288	56.673	1:34.939	1:50.676	3.611		21.112	6.482	265.2	22:04	4:22.288
2	2	4:26.368 B	37.258	1:49.049	2:00.061		4.300	22.576		296.9	22:08	8:48.656
3	2	5:09.144	1:45.496	1:33.248	1:50.400	3.623		20.960	6.258	290.6	22:13	13:57.800
4	2	3:57.276	36.922	1:32.130	1:48.224	4.025	4.312	20.426	5.852	291.4	22:17	17:55.076
5	2	3:56.778	37.555	1:31.660	1:47.563	3.535	4.613	20.293	5.832	290.6	22:21	21:51.854
6	2	3:56.484	37.140	1:32.084	1:47.260	3.383	4.273	20.349	5.738	291.4	22:25	25:48.338
7	2	4:16.964 B	39.006	1:36.046	2:01.912		4.199	22.016		289.8	22:30	30:05.302
8	1	6:02.596	2:28.694	1:37.804	1:56.098	3.753		23.047	7.185	283.1	22:36	36:07.898
9	1	4:03.645	38.215	1:33.603	1:51.827	3.735	4.367	21.687	6.590	292.1	22:40	40:11.543
10	1	4:02.694	38.091	1:33.510	1:51.093	3.680	4.371	21.490	6.508	290.6	22:44	44:14.237
11	1	4:01.841	37.888	1:32.868	1:51.085	3.758	4.355	21.609	6.408	294.5	22:48	48:16.078
12	1	4:37.784 B	40.322	1:39.155	2:18.307		4.382	31.856		286.8	22:52	52:53.862
13	5	15:56.046	...	1:37.935	1:56.182	3.910		22.726	6.820	230.0	23:08	1:08:49.908
14	5	4:05.481	38.538	1:34.600	1:52.343	3.799	4.442	21.715	6.533	279.4	23:12	1:12:55.389
15	5	4:01.762	37.885	1:33.079	1:50.798	3.718	4.384	21.183	6.402	289.8	23:16	1:16:57.151
16	5	3:59.863	37.658	1:32.207	1:49.998	3.725	4.355	20.849	6.095	291.4	23:20	1:20:57.014
17	5	3:57.933	37.448	1:31.558	1:48.927	3.698	4.352	20.782	5.940	290.6	23:24	1:24:54.947
18	5	4:19.254 B	38.281	1:33.123	2:07.850		4.343	23.780		292.1	23:29	1:29:14.201
19	2	6:09.202	2:36.429	1:36.970	1:55.803	3.971		23.245	6.622	285.3	23:35	1:35:23.403
20	2	4:13.821 B	38.158	1:33.870	2:01.793		4.439	21.609		289.8	23:39	1:39:37.224
21	3	7:04.134	3:35.414	1:35.429	1:53.291	3.774		22.372	6.412	286.8	23:46	1:46:41.358
22	3	4:02.132	37.907	1:33.486	1:50.739	3.673	4.392	21.260	6.240	289.0	23:50	1:50:43.490
23	3	4:01.090	37.624	1:33.007	1:50.459	3.608	4.347	21.024	6.380	289.8	23:54	1:54:44.580
24	3	3:59.899	37.440	1:32.968	1:49.491	3.630	4.302	20.748	6.024	290.6	23:58	1:58:44.479
25	3	4:11.439 B	37.274	1:32.357	2:01.808		4.323	20.914		292.9	00:02	2:02:55.918

Lap	D	Time	Sector 1	Sector 2	Sector 3	T6	T7	Porsche	Ford	T. Spd	Hour	Elapsed
73	Corvette Racing											Chevrolet Corvette C6 ZR1
	1.Jordan Taylor		3.Jan Magnussen		LMGTE Pro							
	2.Antonio Garcia											
1	2	4:20.144	49.740	1:37.208	1:53.196	3.718		21.616	6.514	255.9	22:04	4:20.144
2	2	4:06.743	38.534	1:35.841	1:52.368	3.706	4.382	20.803	6.549	280.9	22:08	8:26.887
3	2	4:01.931	37.972	1:33.259	1:50.700	3.718	4.356	20.693	6.606	287.5	22:12	12:28.818
4	2	4:01.884	37.728	1:33.566	1:50.590	3.675	4.366	20.443	6.327	287.5	22:16	16:30.702
5	2	3:59.471	37.698	1:33.007	1:48.766	3.791	4.330	20.096	6.191	285.3	22:20	20:30.173
6	2	4:11.039 B	37.776	1:32.851	2:00.412		4.414	22.254		283.8	22:24	24:41.212
7	2	11:20.613	7:53.967	1:34.218	1:52.428	3.714		22.252	6.232	284.5	22:36	36:01.825
8	2	4:04.546	37.838	1:35.483	1:51.225	3.715	4.390	20.738	6.229	283.8	22:40	40:06.371
9	2	4:02.950	37.797	1:33.559	1:51.594	3.631	4.376	21.545	6.519	283.1	22:44	44:09.321
10	2	4:11.455 B	37.612	1:33.292	2:00.551		4.359	21.616		282.3	22:48	48:20.776
11	1	15:45.580	...	1:37.137	1:57.608	3.838		24.748	6.693	275.9	23:04	1:04:06.356
12	1	4:08.945	39.278	1:34.815	1:54.852	3.822	4.451	22.309	7.047	284.5	23:08	1:08:15.301
13	1	4:07.574	39.735	1:34.911	1:52.928	3.798	4.428	21.632	6.657	283.8	23:12	1:12:22.875
14	1	4:06.643	38.489	1:35.569	1:52.585	3.814	4.426	21.814	6.617	285.3	23:16	1:16:29.518
15	1	4:03.901	38.174	1:33.356	1:52.371	3.825	4.427	21.613	6.654	286.0	23:20	1:20:33.419
16	1	4:05.078	38.820	1:34.037	1:52.221	3.820	4.411	21.541	6.529	283.1	23:24	1:24:38.497
17	1	4:06.931	38.340	1:34.127	1:54.464	3.836	4.426	21.695	6.545	285.3	23:28	1:28:45.428
18	1	4:04.815	38.330	1:34.033	1:52.452	3.782	4.424	21.397	6.739	283.1	23:32	1:32:50.243
19	1	4:14.522 B	38.765	1:34.538	2:01.219		4.396	22.211		281.6	23:37	1:37:04.765
20	3	6:04.618	2:34.956	1:35.587	1:54.075	3.860		22.208	6.648	283.8	23:43	1:43:09.383
21	3	4:10.657 B	38.259	1:33.944	1:58.454		4.422	21.380		283.8	23:47	1:47:20.040
22	3	5:12.384	1:47.487	1:34.195	1:50.702	3.735		20.864	6.436	280.9	23:52	1:52:32.424
23	3	4:01.335	37.785	1:33.586	1:49.964	3.788	4.391	20.518	6.426	281.6	23:56	1:56:33.759
24	3	4:01.023	37.726	1:33.036	1:50.261	3.752	4.395	20.970	6.352	282.3	00:00	2:00:34.782



24 HEURES DU MANS

16-17 JUIN 2012



FIA WEC

80^e Edition des 24 Heures du Mans

Qualifying Practice Session 3

Sector Analysis

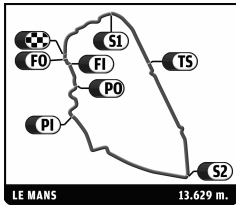
■ Personal Best ■ Session Best B Crossing the finish line in pit lane

Lap	D	Time	Sector 1	Sector 2	Sector 3	T6	T7	Porsche	Ford	T. Spd	Hour	Elapsed	
74	Corvette Racing											Chevrolet Corvette C6 ZR1	
	1.Oliver Gavin 2.Tommy Milner		3.Richard Westbrook									LMGTE Pro	
	1	1	4:27.972	57.666	1:34.273	1:56.033	3.682		23.122	6.775	278.0	22:04	4:27.972
	2	1	3:57.981	37.321	1:32.348	1:48.312	3.672	4.346	20.274	6.368	285.3	22:08	8:25.953
	3	1	3:58.895	37.045	1:33.070	1:48.780	3.627	4.341	20.232	6.225	282.3	22:12	12:24.848
	4	1	4:07.934 B	37.183	1:31.898	1:58.853		4.342	20.914		285.3	22:16	16:32.782
	5	3	16:21.825	...	1:37.075	1:55.103	3.817		21.640	8.249	283.1	22:32	32:54.607
	6	3	4:00.605	37.710	1:33.166	1:49.729	3.763	4.433	20.453	6.539	283.8	22:36	36:55.212
	7	3	4:00.112	37.454	1:32.548	1:50.110	3.711	4.383	21.425	6.266	283.8	22:40	40:55.324
	8	3	3:59.423	37.535	1:32.486	1:49.402	3.674	4.363	20.355	6.180	286.8	22:44	44:54.747
	9	3	3:58.742	37.181	1:32.327	1:49.234	3.718	4.350	20.698	6.212	284.5	22:48	48:53.489
	10	3	4:32.521 B	37.505	1:41.233	2:13.783		4.361	29.392		228.1	22:53	53:26.010
	11	3	10:18.301	6:44.994	1:34.007	1:59.300	3.686		25.496	6.473	280.2	23:03	1:03:44.311
	12	3	4:02.855	37.796	1:33.734	1:51.325	3.634	4.398	21.877	6.254	280.2	23:07	1:07:47.166
	13	3	4:01.298	37.300	1:32.873	1:51.125	3.679	4.351	20.792	6.757	283.1	23:11	1:11:48.464
	14	3	3:59.416	37.971	1:32.517	1:48.928	3.683	4.367	20.280	6.236	286.8	23:15	1:15:47.880
	15	3	4:03.668	37.387	1:32.800	1:53.481	3.740	4.376	21.539	8.694	283.1	23:19	1:19:51.548
	16	3	4:00.224	37.585	1:32.846	1:49.793	3.640	4.371	20.674	6.353	282.3	23:23	1:23:51.772
	17	3	3:59.093	37.358	1:32.504	1:49.231	3.671	4.351	20.442	6.175	283.8	23:27	1:27:50.865
	18	3	3:58.669	37.200	1:32.266	1:49.203	3.728	4.339	20.419	6.340	285.3	23:31	1:31:49.534
	19	3	4:17.524 B	39.768	1:33.954	2:03.802		4.370	21.112		281.6	23:36	1:36:07.058
	20	1	6:53.457	3:28.192	1:34.218	1:51.047	3.811		21.344	6.473	281.6	23:43	1:43:00.515
	21	1	4:10.222 B	37.636	1:32.963	1:59.623		4.422	22.174		285.3	23:47	1:47:10.737
	22	1	5:45.764	2:19.034	1:34.440	1:52.290	3.687		21.029	6.425	269.1	23:52	1:52:56.501
23	1	4:01.657	37.857	1:33.434	1:50.366	3.708	4.367	21.169	6.324	283.1	23:56	1:56:58.158	
24	1	4:00.155	37.471	1:32.677	1:50.007	3.808	4.355	20.568	6.541	286.0	00:00	2:00:58.313	
75	Prospeed Competition											Porsche 911 RSR (997)	
	1.Abdulaziz Alfaisal 2.Bret Curtis		3.Sean Edwards									LMGTE Am	
	1	2	20:20.243	...	1:40.119	1:58.298	3.996		23.355	7.082	273.8	22:20	20:20.243
	2	2	4:12.980	40.688	1:36.663	1:55.629	3.878	4.546	22.506	6.674	276.6	22:24	24:33.223
	3	2	4:11.878	40.001	1:36.790	1:55.087	3.886	4.499	22.385	6.617	277.3	22:28	28:45.101
	4	2	4:24.150 B	40.545	1:36.660	2:06.945		4.493	23.626		280.2	22:33	33:09.251
	5	1	7:25.034	3:53.328	1:36.798	1:54.908	4.107		22.264	6.654	279.4	22:40	40:34.285
	6	1	4:06.826	38.656	1:35.600	1:52.570	3.825	4.559	21.879	6.521	280.9	22:44	44:41.111
	7	1	4:10.563	40.161	1:36.358	1:54.044	3.862	4.467	23.210	6.490	280.9	22:48	48:51.674
	8	1	4:31.873 B	39.052	1:39.239	2:13.582		4.482	27.900		275.2	22:53	53:23.547
	9	1	10:26.029	6:56.275	1:35.275	1:54.479	3.829		21.981	6.836	278.0	23:03	1:03:49.576
	10	1	4:05.622	38.767	1:34.248	1:52.607	3.903	4.447	21.468	6.523	280.9	23:07	1:07:55.198
	11	1	5:10.401 B	40.114	2:12.417	2:17.870		4.478	24.936		281.6	23:13	1:13:05.599
	12	1	13:29.519	9:54.698	1:37.124	1:57.697	3.872		22.657	6.683	267.1	23:26	1:26:35.118
	13	1	4:08.087	39.132	1:35.316	1:53.639	3.829	4.492	21.923	6.463	279.4	23:30	1:30:43.205
	14	1	4:19.698 B	39.583	1:35.114	2:05.001		4.459	22.167		278.7	23:35	1:35:02.903
	15	3	7:52.469	4:24.271	1:35.446	1:52.752	3.655		21.284	6.301	277.3	23:42	1:42:55.372
	16	3	4:16.445 B	38.109	1:36.233	2:02.103		4.386	21.551		280.9	23:47	1:47:11.817
	17	3	5:58.240	2:33.036	1:34.641	1:50.563	3.558		20.884	6.003	279.4	23:53	1:53:10.057
	18	3	4:04.469	37.498	1:33.851	1:53.120	3.418	4.348	20.728	6.223	282.3	23:57	1:57:14.526
19	3	3:59.739	37.643	1:33.547	1:48.549	3.159	4.274	20.585	5.404	280.2	00:01	2:01:14.265	
77	Team Felbermayr-Proton											Porsche 911 RSR (997)	
	1.Marc Lieb 2.Richard Lietz		3.Wolf Henzler									LMGTE Pro	
	1	3	1:04:57.229 B	...	2:07.410	2:33.437			28.373		162.6	23:04	1:04:57.229
	2	3	6:43.259 B	2:25.880	1:50.825	2:26.554			27.609		229.1	23:11	1:11:40.488
	3	3	8:08.914	4:11.075	1:48.493	2:09.346	4.271		25.836	8.626	204.6	23:19	1:19:49.402
4	3	4:35.713	45.399	1:45.758	2:04.556	4.109	4.702	24.148	8.056	218.1	23:24	1:24:25.115	



24 HEURES DU MANS

16-17 JUIN 2012



FIA WEC

80^e Edition des 24 Heures du Mans

Qualifying Practice Session 3

Sector Analysis

■ Personal Best ■ Session Best B Crossing the finish line in pit lane

Lap	D	Time	Sector 1	Sector 2	Sector 3	T6	T7	Porsche	Ford	T. Spd	Hour	Elapsed
5	3	4:25.508	42.107	1:41.759	2:01.642	4.043	4.565	23.142	7.900	261.4	23:28	1:28:50.623
6	3	4:21.692	40.078	1:41.392	2:00.222	4.048	4.526	23.046	7.861	219.4	23:33	1:33:12.315
7	3	4:19.147	40.001	1:38.237	2:00.909	4.151	4.574	22.404	7.872	278.7	23:37	1:37:31.462
8	3	4:29.861 B	39.978	1:39.222	2:10.661		4.614	25.330		274.5	23:42	1:42:01.323

79		Flying Lizard Motorsports		3.Spencer Pumpelly		Porsche 911 RSR (997)		LMGTE Am				
		1.Seth Neiman										
		2.Patrick Pilet										
1	3	5:47.425	2:05.191	1:43.443	1:58.791	3.952		23.148	7.158	187.4	22:05	5:47.425
2	3	4:14.942	40.736	1:38.932	1:55.274	3.836	4.510	22.530	6.664	231.5	22:10	10:02.367
3	3	4:06.727	39.070	1:35.146	1:52.511	3.765	4.458	21.338	6.704	283.8	22:14	14:09.094
4	3	4:04.615	38.282	1:33.887	1:52.446	3.779	4.421	21.670	6.549	285.3	22:18	18:13.709
5	3	4:03.420	38.511	1:33.702	1:51.207	3.832	4.419	21.254	6.468	287.5	22:22	22:17.129
6	3	4:11.656 B	38.661	1:34.027	1:58.968		4.440	21.344		285.3	22:26	26:28.785
7	3	5:56.108	2:24.964	1:34.972	1:56.172	3.852		21.980	6.578	283.1	22:32	32:24.893
8	3	4:17.409 B	38.735	1:33.469	2:05.205		4.461	22.320		286.8	22:36	36:42.302

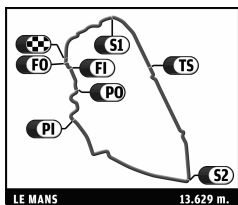
80		Flying Lizard Motorsports		3.Marco Holzer		Porsche 911 RSR (997)		LMGTE Pro				
		1.Jörg Bergmeister										
		2.Patrick Long										
1	1	13:21.911	9:56.720	1:34.747	1:50.444	3.670		21.033	6.132	277.3	22:13	13:21.911
2	1	3:59.855	37.533	1:33.266	1:49.056	3.718	4.382	20.350	5.988	283.8	22:17	17:21.766
3	1	4:13.926 B	38.106	1:34.491	2:01.329		4.385	20.957		281.6	22:21	21:35.692
4	1	6:44.267	3:21.346	1:33.435	1:49.486	3.624		20.526	6.123	280.9	22:28	28:19.959
5	1	4:03.386	37.496	1:35.115	1:50.775	3.608	4.364	20.916	6.258	284.5	22:32	32:23.345
6	1	4:00.734	37.378	1:33.204	1:50.152	3.624	4.346	20.667	6.110	285.3	22:36	36:24.079
7	1	3:59.372	37.282	1:33.116	1:48.974	3.761	4.352	20.177	6.254	282.3	22:40	40:23.451
8	1	4:14.091 B	38.761	1:34.925	2:00.405		4.403	21.187		283.1	22:44	44:37.542
9	2	7:30.338 B	3:15.970	1:35.008	2:39.360			35.297		281.6	22:52	52:07.880
10	2	12:14.247	8:47.927	1:34.349	1:51.971	3.762		21.448	6.552	282.3	23:04	1:04:22.127
11	2	4:02.291	37.693	1:34.026	1:50.572	3.697	4.406	21.142	6.265	283.1	23:08	1:08:24.418
12	2	4:01.123	37.629	1:32.798	1:50.696	3.774	4.374	21.126	6.387	285.3	23:12	1:12:25.541
13	2	4:01.696	38.027	1:32.630	1:51.039	3.790	4.416	21.299	6.208	285.3	23:16	1:16:27.237
14	2	4:08.661 B	37.645	1:32.752	1:58.264		4.425	21.169		282.3	23:20	1:20:35.898
15	2	20:48.080	...	1:45.987	2:10.735	4.027		24.145	8.508	201.6	23:41	1:41:23.978
16	2	4:43.835 B	44.256	1:46.044	2:13.535		4.599	24.509		190.0	23:46	1:46:07.813

81		AF Corse		3.Matt Griffin		Ferrari 458 Italia		LMGTE Am				
		1.Piergiuseppe Perazzini										
		2.Nicola Cadei										
1	2	7:37.828	4:04.658	1:39.575	1:53.595	3.803		23.042	6.692	248.3	22:07	7:37.828
2	2	4:00.924	38.074	1:33.216	1:49.634	3.638	4.403	20.988	6.166	287.5	22:11	11:38.752
3	2	4:01.372	37.557	1:33.226	1:50.589	3.616	4.342	21.200	6.379	286.8	22:15	15:40.124
4	2	4:04.296	37.709	1:33.115	1:53.472	3.767	4.324	23.031	7.263	289.0	22:19	19:44.420
5	2	4:07.900	41.341	1:36.583	1:49.976	3.673	4.377	21.161	6.122	285.3	22:23	23:52.320
6	2	4:12.959 B	37.819	1:36.640	1:58.500		4.341	21.440		288.3	22:28	28:05.279
7	1	5:56.079	2:18.694	1:40.176	1:57.209	3.925		23.485	7.150	281.6	22:34	34:01.358
8	1	4:12.650	39.505	1:37.035	1:56.110	3.867	4.470	23.454	6.892	281.6	22:38	38:14.008
9	1	4:15.609	41.086	1:37.994	1:56.529	4.068	4.447	22.895	6.918	282.3	22:42	42:29.617
10	1	4:13.593	39.372	1:38.094	1:56.127	3.899	4.501	23.163	6.996	286.8	22:46	46:43.210
11	1	4:42.642 B	39.423	1:36.451	2:26.768		4.445	30.307		286.0	22:51	51:25.852
12	1	13:53.920	...	1:46.201	1:56.302	3.911		23.005	6.847	270.4	23:05	1:05:19.772
13	1	4:11.704	39.299	1:37.096	1:55.309	3.881	4.488	22.656	6.878	282.3	23:09	1:09:31.476
14	1	4:10.189	39.054	1:36.362	1:54.773	3.845	4.476	22.687	6.786	283.8	23:13	1:13:41.665
15	1	5:20.216 B	39.171	1:36.403	3:04.642		4.460	1:16.740		283.8	23:19	1:19:01.881
16	3	6:56.169	3:20.275	1:38.080	1:57.814	3.897		23.338	6.999	280.9	23:25	1:25:58.050
17	3	4:28.016 B	38.729	1:38.473	2:10.814		4.470	23.213		280.9	23:30	1:30:26.066
18	3	7:19.579	3:35.389	1:44.146	2:00.044	4.532		23.558	7.761	255.9	23:37	1:37:45.645
19	3	4:31.039 B	41.792	1:39.415	2:09.832		4.636	24.714		277.3	23:42	1:42:16.684



24 HEURES DU MANS

16-17 JUIN 2012



FIA WEC

80^e Edition des 24 Heures du Mans

Qualifying Practice Session 3

Sector Analysis

■ Personal Best ■ Session Best B Crossing the finish line in pit lane

Lap	D	Time	Sector 1	Sector 2	Sector 3	T6	T7	Porsche	Ford	T. Spd	Hour	Elapsed
20	3	7:39.508	4:05.472	1:38.011	1:56.025	3.790		22.809	6.717	277.3	23:49	1:49:56.192
21	3	4:08.701	38.805	1:35.332	1:54.564	3.784	4.415	22.610	6.644	284.5	23:54	1:54:04.893
22	3	4:08.970	39.184	1:35.434	1:54.352	3.690	4.406	22.661	6.466	281.6	23:58	1:58:13.863
23	3	4:07.422	38.679	1:35.221	1:53.522	3.778	4.359	22.126	6.557	282.3	00:02	2:02:21.285

83	JMB Racing											Ferrari 458 Italia	
	1.Manuel Rodrigues 2.Alain Ferte		3.Philippe Illiano									LMGTE Am	

1	1	16:03.680	...	1:40.821	1:58.345	3.904		22.834	7.331	265.8	22:16	16:03.680
2	1	4:20.082B	40.240	1:36.496	2:03.346		4.489	22.083		265.2	22:20	20:23.762
3	2	9:59.645	6:16.661	1:40.591	2:02.393	4.036		24.622	7.844	256.5	22:30	30:23.407
4	2	4:21.869	40.861	1:39.717	2:01.291	4.230	4.554	22.980	8.036	270.4	22:34	34:45.276
5	2	4:32.677B	41.719	1:38.851	2:12.107		4.613	24.223		271.8	22:39	39:17.953

88	Team Felbermayr-Proton											Porsche 911 RSR (997)	
	1.Christian Ried 2.Gianluca Roda		3.Paolo Ruberti									LMGTE Am	

1	2	11:37.347B	6:38.548	2:14.400	2:44.399			27.314		177.9	22:11	11:37.347
2	2	15:20.463	...	1:45.286	1:57.992	3.880		23.971	6.924	238.0	22:26	26:57.810
3	2	4:31.486B	39.110	1:45.548	2:06.828		4.444	22.496		282.3	22:31	31:29.296
4	2	6:50.072	3:18.201	1:37.309	1:54.562	3.760		22.575	6.696	259.5	22:38	38:19.368
5	2	4:08.049	39.613	1:34.977	1:53.459	3.759	4.409	22.051	6.448	285.3	22:42	42:27.417
6	2	4:07.581	38.930	1:35.368	1:53.283	3.778	4.399	21.830	6.559	280.9	22:46	46:34.998
7	2	4:59.470B	43.475	1:45.862	2:30.133		4.417	30.796		221.2	22:51	51:34.468
8	3	47:07.787	...	1:35.232	1:50.008	3.631		20.970	5.846	280.9	23:38	1:38:42.255
9	3	4:00.169	37.810	1:33.182	1:49.177	3.723	4.331	20.730	5.738	285.3	23:42	1:42:42.424
10	3	3:59.971	37.595	1:32.671	1:49.705	3.648	4.375	21.028	5.724	285.3	23:46	1:46:42.395
11	3	4:04.578	37.710	1:33.209	1:53.659	3.582	4.332	23.184	6.262	289.8	23:50	1:50:46.973
12	3	4:15.939B	40.793	1:33.785	2:01.361		4.305	21.279		284.5	23:55	1:55:02.912

97	Aston Martin Racing											Aston Martin Vantage V8	
	1.Adrian Fernandez 2.Stefan Mücke		3.Darren Turner									LMGTE Pro	

1	3	6:11.541	2:49.138	1:33.477	1:48.926	3.716		19.960	6.425	279.4	22:06	6:11.541
2	3	3:56.587	36.882	1:32.090	1:47.615	3.719	4.350	19.462	6.493	283.8	22:10	10:08.128
3	3	3:56.434	36.976	1:31.805	1:47.653	3.717	4.330	19.485	6.380	286.0	22:14	14:04.562
4	3	3:56.036	37.055	1:31.668	1:47.313	3.724	4.326	19.324	6.513	283.8	22:18	18:00.598
5	3	4:13.967B	38.811	1:34.850	2:00.306		4.327	20.636		258.9	22:22	22:14.565
6	1	20:53.417B	...	1:44.738	2:23.778			24.989		237.0	22:43	43:07.982
7	1	6:24.669	2:29.575	1:46.420	2:08.674	4.292		25.001	8.689	208.1	22:49	49:32.651
8	1	4:52.705B	40.976	1:42.181	2:29.548		4.504	36.198		262.0	22:54	54:25.356
9	1	10:03.911	6:19.416	1:41.563	2:02.932	4.157		23.872	8.008	216.8	23:04	1:04:29.267
10	1	4:22.659B	41.644	1:36.642	2:04.373		4.481	22.225		272.5	23:08	1:08:51.926
11	1	14:30.909	...	1:37.387	1:56.159	3.933		22.420	7.120	276.6	23:23	1:23:22.835
12	1	4:25.882B	39.962	1:41.630	2:04.290		4.431	22.793		213.4	23:27	1:27:48.717
13	1	5:31.067	2:02.898	1:35.093	1:53.076	3.886		21.533	6.884	281.6	23:33	1:33:19.784
14	1	4:05.964	39.884	1:34.355	1:51.725	3.850	4.397	21.144	6.668	282.3	23:37	1:37:25.748
15	1	4:13.620	38.334	1:40.988	1:54.298	3.932	4.385	21.468	7.026	280.9	23:41	1:41:39.368
16	1	4:06.822	38.821	1:34.841	1:53.160	3.889	4.398	22.098	7.102	285.3	23:45	1:45:46.190
17	1	4:04.881	39.286	1:34.190	1:51.405	3.766	4.385	20.977	6.611	285.3	23:49	1:49:51.071
18	1	4:14.485B	37.966	1:34.233	2:02.286		4.337	21.596		282.3	23:54	1:54:05.556
19	1	6:52.614	3:21.248	1:37.990	1:53.376	3.921		21.559	6.844	283.1	00:00	2:00:58.170