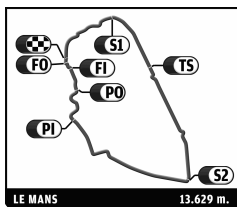




24 HEURES DU MANS

16-17 JUIN 2012



FIA WEC

80^e Edition des 24 Heures du Mans

Qualifying Practice Session 2

Sector Analysis

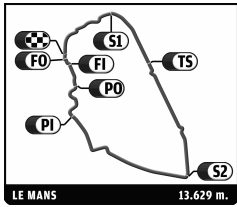
■ Personal Best ■ Session Best B Crossing the finish line in pit lane

Lap	D	Time	Sector 1	Sector 2	Sector 3	T6	T7	Porsche	Ford	T. Spd	Hour	Elapsed		
0			Highcroft Racing									Delta Wing Nissan CDNT		
			1. Marino Franchitti 3. Satoshi Motoyama											
			2. Michael Krumm											
1	2	4:26.268 B	53.362	1:35.557	1:57.349			20.301		271.1	19:04	4:26.268		
2	2	20:45.232	...	1:31.584	1:48.299	3.686		20.818	7.279	292.9	19:25	25:11.500		
3	2	3:50.932	36.447	1:28.719	1:45.766	3.741	4.180	19.176	6.927	296.9	19:29	29:02.432		
4	2	3:51.748	36.680	1:29.691	1:45.377	3.763	4.177	19.246	6.851	295.3	19:32	32:54.180		
5	2	3:48.142	35.768	1:28.258	1:44.116	3.604	4.180	18.740	6.670	297.7	19:36	36:42.322		
6	2	3:49.349	36.563	1:28.621	1:44.165	3.681	4.127	18.628	6.658	295.3	19:40	40:31.671		
7	2	3:56.985 B	35.599	1:27.827	1:53.559		4.137	18.573		297.7	19:44	44:28.656		
8	1	9:25.632	6:07.664	1:29.977	1:47.991	3.671		19.790	7.149	286.0	19:53	53:54.288		
9	1	3:49.645	36.846	1:28.487	1:44.312	3.714	4.188	18.880	6.622	298.5	19:57	57:43.933		
10	1	3:53.198	36.542	1:30.515	1:46.141	3.790	4.172	18.690	6.818	301.0	20:01	1:01:37.131		
11	1	3:48.926	36.194	1:28.755	1:43.977	3.651	4.200	18.505	6.561	301.8	20:05	1:05:26.057		
12	1	4:00.283 B	36.411	1:30.520	1:53.352		4.155	19.233		295.3	20:09	1:09:26.340		
13	1	35:16.500	...	1:32.331	1:50.239	3.733		20.643	7.056	292.1	20:44	1:44:42.840		
14	1	3:50.425	36.253	1:28.428	1:45.744	3.710	4.174	18.969	6.791	294.5	20:48	1:48:33.265		
15	1	3:49.996	35.774	1:29.131	1:45.091	3.772	4.176	18.577	6.764	292.1	20:52	1:52:23.261		
16	1	3:50.070	36.144	1:29.062	1:44.864	3.648	4.200	18.935	6.631	293.7	20:56	1:56:13.331		
17	1	3:55.748	39.071	1:29.511	1:47.166	3.727	5.081	19.417	6.901	295.3	21:00	2:00:09.079		
1			Audi Sport Team Joest									Audi R18 e-tron quattro LMP1		
			1. Marcel Fässler 3. Benoit Treluyer											
			2. André Lotterer											
1	2	19:47.131 B	...	1:26.457	2:01.693			17.398		312.2	19:19	19:47.131		
2	2	9:40.823	6:43.263	1:23.461	1:34.099	3.208		16.487	5.570	316.7	19:29	29:27.954		
3	2	3:26.097	32.387	1:20.340	1:33.370	3.318	3.798	15.927	5.863	320.4	19:32	32:54.051		
4	2	3:24.997	32.017	1:19.741	1:33.239	3.277	3.801	16.334	5.472	321.4	19:36	36:19.048		
5	2	3:26.063	33.529	1:19.685	1:32.849	3.220	3.800	15.607	5.650	320.4	19:39	39:45.111		
6	2	3:33.948 B	32.726	1:19.681	1:41.541		3.744	15.750		321.4	19:43	43:19.059		
7	1	6:27.712	3:28.050	1:23.577	1:36.085	3.302		16.646	5.779	318.5	19:49	49:46.771		
8	1	3:28.453	32.560	1:20.775	1:35.118	3.282	3.803	16.643	5.739	321.4	19:53	53:15.224		
9	1	3:26.839	32.591	1:20.585	1:33.663	3.365	3.752	15.880	5.586	323.3	19:56	56:42.063		
10	1	3:26.894	32.353	1:20.224	1:34.317	3.640	3.796	15.782	5.875	321.4	20:00	1:00:08.957		
11	1	3:34.707 B	32.790	1:20.245	1:41.672		3.824	16.367		322.3	20:03	1:03:43.664		
12	1	8:43.878	5:45.027	1:20.920	1:37.931	3.206		18.181	7.056	323.3	20:12	1:12:27.542		
13	1	3:30.253	32.442	1:19.928	1:37.883	3.230	3.751	19.226	5.826	326.1	20:15	1:15:57.795		
14	1	3:27.105	33.099	1:19.717	1:34.289	3.211	3.756	16.681	5.766	321.4	20:19	1:19:24.900		
15	1	3:43.350 B	33.104	1:21.713	1:48.533		3.747	17.936		324.2	20:23	1:23:08.250		
16	3	9:16.780	6:13.229	1:24.652	1:38.899	3.287		18.191	6.121	315.8	20:32	1:32:25.030		
17	3	3:30.437	33.173	1:21.872	1:35.392	3.187	3.804	16.690	5.783	320.4	20:35	1:35:55.467		
18	3	3:27.841	32.428	1:20.841	1:34.572	3.131	3.768	16.814	5.522	322.3	20:39	1:39:23.308		
19	3	3:29.938	32.442	1:20.907	1:36.589	3.179	3.742	18.712	5.641	321.4	20:42	1:42:53.246		
20	3	3:26.998	32.463	1:20.922	1:33.613	3.153	3.751	16.169	5.545	323.3	20:46	1:46:20.244		
21	3	3:29.049	32.568	1:20.723	1:35.758	3.265	3.721	17.333	5.651	323.3	20:49	1:49:49.293		
22	3	3:28.511	32.890	1:21.712	1:33.909	3.391	3.763	16.101	5.477	322.3	20:53	1:53:17.804		
23	3	3:28.999	32.636	1:20.546	1:35.817	3.223	3.821	16.749	5.635	325.2	20:56	1:56:46.803		
24	3	3:30.947	33.580	1:21.670	1:35.697	3.145	3.756	17.894	5.544	320.4	21:00	2:00:17.750		
2			Audi Sport Team Joest									Audi R18 e-tron quattro LMP1		
			1. Dindo Capello 3. Allan McNish											
			2. Tom Kristensen											
1	3	3:58.289 B	48.620	1:24.994	1:44.675			17.092		314.9	19:03	3:58.289		
2	3	11:54.992	8:53.464	1:24.116	1:37.412	3.387		16.866	6.151	314.9	19:15	15:53.281		
3	3	3:30.349	33.458	1:22.194	1:34.697	3.435	3.842	16.485	5.840	317.6	19:19	19:23.630		
4	3	3:28.802	32.968	1:21.016	1:34.818	3.368	3.824	16.305	6.155	321.4	19:22	22:52.432		
5	3	3:29.789	33.295	1:21.479	1:35.015	3.295	3.768	16.397	6.038	318.5	19:26	26:22.221		
6	3	3:32.994	33.664	1:21.401	1:37.929	3.301	3.752	17.182	7.194	317.6	19:29	29:55.215		



24 HEURES DU MANS

16-17 JUIN 2012



FIA WEC

80^e Edition des 24 Heures du Mans

Qualifying Practice Session 2

Sector Analysis

■ Personal Best ■ Session Best B Crossing the finish line in pit lane

Lap	D	Time	Sector 1	Sector 2	Sector 3	T6	T7	Porsche	Ford	T. Spd	Hour	Elapsed
7	3	3:28.885	33.043	1:20.882	1:34.960	3.259	3.717	16.823	5.840	319.5	19:33	33:24.100
8	3	3:30.414	33.545	1:20.675	1:36.194	3.269	3.761	18.083	6.060	321.4	19:36	36:54.514
9	3	3:31.094	33.273	1:21.920	1:35.901	3.329	3.743	16.310	6.792	319.5	19:40	40:25.608
10	3	3:26.350	32.467	1:20.467	1:33.416	3.248	3.748	15.825	5.679	317.6	19:43	43:51.958
11	3	3:26.038	32.325	1:20.315	1:33.398	3.312	3.733	15.816	5.684	320.4	19:47	47:17.996
12	3	3:49.417 B	32.737	1:21.258	1:55.422		3.794	17.905		322.3	19:51	51:07.413
13	1	10:29.769	7:25.797	1:25.235	1:38.737	3.454		17.752	6.631	306.1	20:01	1:01:37.182
14	1	3:32.638	33.341	1:21.886	1:37.411	3.265	3.811	18.330	5.932	318.5	20:05	1:05:09.820
15	1	3:30.513	32.938	1:22.203	1:35.372	3.356	3.792	16.706	5.874	298.5	20:08	1:08:40.333
16	1	3:33.456	32.892	1:22.466	1:38.098	3.244	3.776	17.999	6.145	321.4	20:12	1:12:13.789
17	1	3:33.328	33.493	1:22.954	1:36.881	3.439	3.736	17.426	6.232	320.4	20:15	1:15:47.117
18	1	3:29.958	32.703	1:22.019	1:35.236	3.214	3.745	16.807	5.838	321.4	20:19	1:19:17.075
19	1	3:30.758	32.647	1:21.028	1:37.083	3.232	3.765	18.105	6.283	319.5	20:22	1:22:47.833
20	1	3:31.683	32.817	1:21.196	1:37.670	3.359	3.747	18.832	6.181	318.5	20:26	1:26:19.516
21	1	3:30.357	32.969	1:21.804	1:35.584	3.320	3.808	16.739	6.025	320.4	20:29	1:29:49.873
22	1	3:31.437	33.101	1:21.720	1:36.616	3.396	3.767	17.063	6.054	318.5	20:33	1:33:21.310
23	1	3:36.118	32.797	1:21.494	1:41.827	3.354	3.785	19.663	6.918	320.4	20:36	1:36:57.428
24	1	3:42.005 B	33.098	1:22.250	1:46.657		3.771	18.044		296.1	20:40	1:40:39.433
25	2	5:30.988	2:27.040	1:23.950	1:39.998	3.413		19.644	6.091	316.7	20:46	1:46:10.421
26	2	3:30.969	33.035	1:21.330	1:36.604	3.408	3.832	17.688	5.819	320.4	20:49	1:49:41.390
27	2	3:31.294	33.463	1:21.871	1:35.960	3.354	3.797	17.018	5.852	318.5	20:53	1:53:12.684
28	2	3:38.464	34.737	1:22.912	1:40.815	3.602	3.765	18.685	6.351	321.4	20:56	1:56:51.148
29	2	3:31.103	33.830	1:21.628	1:35.645	3.314	3.862	16.669	5.831	322.3	21:00	2:00:22.251

3

Audi Sport Team Joest

- 1. Romain Dumas
- 2. Loic Duval

3. Marc Gené

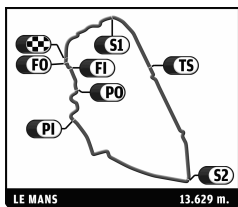
Audi R18 Ultra
LMP1

1	1	3:57.071 B	42.895	1:26.691	1:47.485			17.604		288.3	19:03	3:57.071
2	1	9:14.539	6:11.679	1:24.016	1:38.844	3.430		18.047	7.442	318.5	19:13	13:11.610
3	1	3:28.469	32.687	1:21.668	1:34.114	3.306	3.847	15.949	5.928	325.2	19:16	16:40.079
4	1	3:33.551	33.818	1:24.317	1:35.416	3.347	3.813	15.923	5.919	320.4	19:20	20:13.630
5	1	3:27.422	32.462	1:20.912	1:34.048	3.466	3.815	15.767	5.685	322.3	19:23	23:41.052
6	1	3:27.549	32.309	1:21.754	1:33.486	3.373	3.839	15.673	5.671	323.3	19:27	27:08.601
7	1	3:25.858	32.491	1:20.279	1:33.088	3.375	3.824	15.551	5.717	321.4	19:30	30:34.459
8	1	3:38.408 B	34.853	1:20.545	1:43.010		3.802	17.478		321.4	19:34	34:12.867
9	1	4:52.800	1:53.809	1:21.624	1:37.367	3.386		16.670	6.987	319.5	19:39	39:05.667
10	1	3:25.719	32.518	1:20.090	1:33.111	3.319	3.838	15.759	5.573	320.4	19:42	42:31.386
11	1	3:29.270	32.524	1:19.867	1:36.879	3.240	3.793	17.004	5.821	320.4	19:46	46:00.656
12	1	3:26.544	32.419	1:20.107	1:34.018	3.320	3.759	15.715	5.676	322.3	19:49	49:27.200
13	1	3:29.591	32.168	1:22.038	1:35.385	3.375	3.797	17.209	5.577	324.2	19:52	52:56.791
14	1	3:34.872 B	32.222	1:20.023	1:42.627		3.827	15.839		322.3	19:56	56:31.663
15	2	5:20.527	2:20.543	1:22.589	1:37.395	3.316		17.457	5.787	318.5	20:01	1:01:52.190
16	2	3:34.157	37.904	1:21.395	1:34.858	3.382	3.808	16.119	5.715	321.4	20:05	1:05:26.347
17	2	3:27.068	33.002	1:20.757	1:33.309	3.454	3.835	15.577	5.429	326.1	20:08	1:08:53.415
18	2	3:33.525	34.359	1:20.341	1:38.825	3.345	3.884	18.652	7.087	322.3	20:12	1:12:26.940
19	2	3:28.173	32.379	1:20.215	1:35.579	3.245	3.829	17.026	5.749	324.2	20:15	1:15:55.113
20	2	3:29.074	33.206	1:21.448	1:34.420	3.273	3.803	16.896	5.578	321.4	20:19	1:19:24.187
21	2	3:43.217 B	33.505	1:21.514	1:48.198		3.794	17.984		322.3	20:23	1:23:07.404
22	2	4:49.390	1:53.505	1:20.823	1:35.062	3.238		16.519	5.731	322.3	20:27	1:27:56.794
23	2	3:24.078	31.859	1:19.906	1:32.313	3.282	3.769	15.397	5.402	325.2	20:31	1:31:20.872
24	2	3:54.633 B	33.299	1:20.549	2:00.785		3.783	21.192		322.3	20:35	1:35:15.505
25	3	5:49.892	2:46.328	1:25.554	1:38.010	3.463		17.190	6.143	319.5	20:41	1:41:05.397
26	3	3:33.893	32.908	1:21.887	1:39.098	3.361	3.874	18.801	6.214	323.3	20:44	1:44:39.290
27	3	3:31.097	32.571	1:21.197	1:37.329	3.378	3.840	18.313	5.780	322.3	20:48	1:48:10.387
28	3	3:30.522	32.604	1:21.254	1:36.664	3.341	3.842	17.598	5.854	322.3	20:51	1:51:40.909
29	3	3:29.483	32.714	1:21.553	1:35.216	3.387	3.824	16.393	5.741	324.2	20:55	1:55:10.392
30	3	3:28.297	32.714	1:20.742	1:34.841	3.388	3.838	16.316	5.717	321.4	20:58	1:58:38.689
31	3	3:28.070	32.553	1:20.480	1:35.037	3.412	3.836	16.215	5.659	321.4	21:02	2:02:06.759



24 HEURES DU MANS

16-17 JUIN 2012



FIA WEC

80^e Edition des 24 Heures du Mans

Qualifying Practice Session 2

Sector Analysis

■ Personal Best ■ Session Best B Crossing the finish line in pit lane

Lap	D	Time	Sector 1	Sector 2	Sector 3	T6	T7	Porsche	Ford	T. Spd	Hour	Elapsed
21	2	4:15.252B	32.779	1:22.422	2:20.051		3.777	17.798		329.1	20:29	1:29:38.760

8	Toyota Racing											Toyota TS 030 - Hybrid
	1. Anthony Davidson	3. Stéphane Sarrazin										LMP1
	2. Sébastien Buemi											

1	3	4:13.340	1:04.246	1:28.120	1:40.974	3.490			6.702	283.1	19:04	4:13.340
2	3	3:36.502	33.871	1:25.006	1:37.625	3.417	3.816	17.133	6.596	314.0	19:07	7:49.842
3	3	3:32.644	34.436	1:22.311	1:35.897	3.332	3.765		6.326	315.8	19:11	11:22.486
4	3	3:29.633	33.408	1:21.126	1:35.099	3.369	3.726	16.474	6.045	327.1	19:14	14:52.119
5	3	3:28.234	32.922	1:20.816	1:34.496	3.357	3.737	16.279	6.010	327.1	19:18	18:20.353
6	3	3:33.998	34.458	1:24.136	1:35.404	3.619	3.735	16.590	6.264	315.8	19:21	21:54.351
7	3	3:40.772B	33.567	1:23.040	1:44.165		3.802			307.8	19:25	25:35.123
8	3	7:06.030	4:06.515	1:22.505	1:37.010	3.364		16.756	6.432	316.7	19:32	32:41.153
9	3	3:30.070	33.080	1:21.255	1:35.735	3.333	3.778		6.312	327.1	19:36	36:11.223
10	3	3:30.300	33.537	1:21.018	1:35.745	3.371	3.742	16.527	6.228	327.1	19:39	39:41.523
11	3	3:29.072	32.956	1:20.493	1:35.623	3.398	3.755	16.565	6.396	326.1	19:43	43:10.595
12	3	3:41.564B	34.040	1:21.504	1:46.020		3.764	17.780		327.1	19:46	46:52.159
13	1	18:40.486	...	1:23.128	1:37.602	3.235		17.869	5.893	322.3	20:05	1:05:32.645
14	1	3:34.023	32.786	1:23.120	1:38.117	3.290	3.690		5.827	335.2	20:09	1:09:06.668
15	1	3:28.233	32.627	1:20.905	1:34.701	3.226	3.690	16.818	5.878	329.1	20:12	1:12:34.901
16	1	3:31.693	32.437	1:19.964	1:39.292	7.433	3.658	17.843	5.636	330.1	20:16	1:16:06.594
17	1	3:52.882B	46.114	1:22.002	1:44.766		6.944	17.998		327.1	20:19	1:19:59.476
18	1	8:22.053	5:25.342	1:21.891	1:34.820	3.268		16.852	5.831	327.1	20:28	1:28:21.529
19	1	3:26.151	32.409	1:19.585	1:34.157	3.305	3.707	16.471	5.693	327.1	20:31	1:31:47.680
20	1	3:28.890	33.466	1:20.918	1:34.506	3.246	3.693	16.665	5.748	328.1	20:35	1:35:16.570
21	1	3:44.631B	32.848	1:22.100	1:49.683		3.682	17.831		327.1	20:39	1:39:01.201
22	1	11:31.167	8:34.547	1:21.780	1:34.840	3.209		16.906	5.978	319.5	20:50	1:50:32.368
23	1	5:03.432B	1:02.348	1:52.396	2:08.688		3.667	20.467		196.5	20:55	1:55:35.800

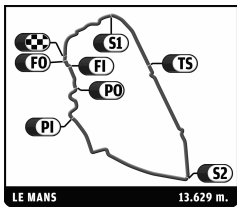
12	Rebellion Racing											Lola B12/60 Coupe - Toyota
	1. Nicolas Prost	3. Nick Heidfeld										LMP1
	2. Neel Jani											

1	1	5:59.543	2:50.234	1:27.137	1:42.172	3.683		18.505	7.012	301.8	19:05	5:59.543
2	1	3:37.470	34.766	1:24.163	1:38.541	3.516	3.990	17.752	5.946	305.2	19:09	9:37.013
3	1	3:37.314	35.414	1:23.715	1:38.185	3.441	3.940	17.575	5.814	310.4	19:13	13:14.327
4	1	3:37.366	33.354	1:23.756	1:40.256	3.461	3.899	19.209	6.027	311.3	19:16	16:51.693
5	1	3:39.433	33.571	1:24.832	1:41.030	3.439	3.916	19.995	6.115	303.5	19:20	20:31.126
6	1	3:33.106	33.419	1:22.696	1:36.991	3.401	3.905	17.111	5.711	308.6	19:24	24:04.232
7	1	3:45.892B	33.324	1:22.904	1:49.664		3.881	18.974		307.8	19:27	27:50.124
8	1	10:27.298	7:22.555	1:24.672	1:40.071	3.412		18.038	6.032	308.6	19:38	38:17.422
9	1	3:37.773	33.441	1:24.280	1:40.052	3.405	3.898	19.595	5.788	307.8	19:41	41:55.195
10	1	3:38.342	33.349	1:22.964	1:42.029	3.479	3.884	19.544	6.060	310.4	19:45	45:33.537
11	1	3:35.938	33.395	1:22.864	1:39.679	3.432	3.916	17.607	5.937	310.4	19:49	49:09.475
12	1	3:34.027	33.835	1:22.602	1:37.590	3.453	3.904	17.372	5.697	313.1	19:52	52:43.502
13	1	3:33.062	33.369	1:22.696	1:36.997	3.526	3.906	17.084	5.706	310.4	19:56	56:16.564
14	1	3:49.119B	33.423	1:23.429	1:52.267		3.928	21.406		311.3	20:00	1:00:05.683
15	1	7:31.808	4:27.810	1:23.549	1:40.449	3.421		18.317	6.581	307.8	20:07	1:07:37.491
16	1	3:38.119	33.130	1:23.611	1:41.378	3.474	3.904	20.921	5.870	311.3	20:11	1:11:15.610
17	1	3:33.911	33.172	1:22.556	1:38.183	3.497	3.921	17.655	6.123	311.3	20:14	1:14:49.521
18	1	3:52.193B	33.278	1:24.710	1:54.205		3.929	19.346		311.3	20:18	1:18:41.714
19	2	7:08.734	4:04.169	1:25.762	1:38.803	3.362		17.493	6.260	302.7	20:25	1:25:50.448
20	2	3:34.215	33.457	1:22.941	1:37.817	3.399	3.889	17.032	5.860	310.4	20:29	1:29:24.663
21	2	3:39.314	35.274	1:24.301	1:39.739	3.542	3.885	17.963	6.399	311.3	20:33	1:33:03.977
22	2	3:38.798	34.697	1:25.755	1:38.346	3.412	3.942	16.906	5.955	312.2	20:36	1:36:42.775
23	2	3:34.063	33.719	1:22.754	1:37.590	3.395	3.904	17.404	5.9			



24 HEURES DU MANS

16-17 JUIN 2012



FIA WEC

80^e Edition des 24 Heures du Mans

Qualifying Practice Session 2

Sector Analysis

■ Personal Best ■ Session Best B Crossing the finish line in pit lane

Lap	D	Time	Sector 1	Sector 2	Sector 3	T6	T7	Porsche	Ford	T. Spd	Hour	Elapsed
28	2	3:29.837	32.642	1:21.824	1:35.371	3.267	3.863	16.300	5.622	310.4	21:01	2:01:53.527

13		Rebellion Racing		3.Jeroen Bleekemolen		Lola B12/60 Coupe - Toyota						
		1.Andrea Belicchi				LMP1						
		2.Harold Primat										
1	1	5:18.492	2:11.036	1:26.468	1:40.988	3.407		18.704	6.064	305.2	19:05	5:18.492
2	1	3:43.434	33.545	1:23.721	1:46.168	3.472	3.923	19.223	5.808	308.6	19:09	9:01.926
3	1	3:35.861	33.882	1:23.520	1:38.459	3.496	3.949	17.874	5.899	307.8	19:12	12:37.787
4	1	3:39.118	33.335	1:23.769	1:42.014	3.395	3.950	19.331	6.806	313.1	19:16	16:16.905
5	1	3:47.263B	33.261	1:24.401	1:49.601		3.911	18.516		308.6	19:20	20:04.168
6	1	8:05.794	4:53.185	1:24.730	1:47.879	3.348		20.588	5.822	306.1	19:28	28:09.962
7	1	3:34.185	33.267	1:23.816	1:37.102	3.462	3.906	16.611	5.723	306.1	19:31	31:44.147
8	1	3:34.424	33.593	1:23.705	1:37.126	3.419	3.947	16.789	5.786	307.8	19:35	35:18.571
9	1	3:48.819B	33.951	1:24.958	1:49.910		3.919	17.312		309.5	19:39	39:07.390
10	3	8:04.346	4:56.877	1:26.537	1:40.932	3.469		18.336	6.112	308.6	19:47	47:11.736
11	3	3:38.303	34.461	1:24.283	1:39.559	3.503	3.933	17.892	5.984	308.6	19:50	50:50.039
12	3	3:39.516	33.852	1:23.780	1:41.884	3.558	3.941	19.595	6.354	312.2	19:54	54:29.555
13	3	3:37.186	34.098	1:23.990	1:39.098	3.457	3.958	17.617	6.186	308.6	19:58	58:06.741
14	3	3:56.877B	34.151	1:23.906	1:58.820		3.925	22.632		310.4	20:02	1:02:03.618
15	2	13:38.454	...	1:29.210	1:41.919	3.472		18.425	6.361	304.3	20:15	1:15:42.072
16	2	3:40.677	34.689	1:25.687	1:40.301	3.601	3.960	17.904	6.070	309.5	20:19	1:19:22.749
17	2	3:39.665	34.651	1:25.298	1:39.716	3.567	3.993	17.685	6.181	310.4	20:23	1:23:02.414
18	2	3:41.202	35.283	1:25.052	1:40.867	3.644	3.994	17.637	6.082	309.5	20:26	1:26:43.616
19	2	3:57.086B	34.700	1:27.346	1:55.040		3.997	18.694		310.4	20:30	1:30:40.702
20	1	9:33.099	6:19.340	1:26.269	1:47.490	3.393		19.832	6.851	309.5	20:40	1:40:13.801
21	1	3:31.866	32.958	1:22.938	1:35.970	3.476	3.935	16.329	5.593	309.5	20:43	1:43:45.667
22	1	3:32.248	33.444	1:22.887	1:35.917	3.347	3.961	16.300	5.634	313.1	20:47	1:47:17.915
23	1	3:49.741B	33.072	1:22.249	1:54.420		3.906	19.781		311.3	20:51	1:51:07.656

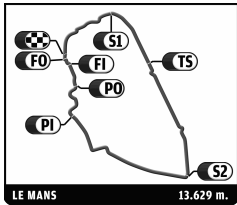
15		Oak Racing		3.Dominik Kraihamer		Oak Pescarolo - Judd						
		1.Franck Montagny				LMP1						
		2.Bertrand Baguette										
1	2	16:07.638B	...	1:27.704	1:52.149			18.824		301.8	19:16	16:07.638
2	2	23:37.167	...	1:25.499	1:39.661	3.480		17.574	6.059	302.7	19:39	39:44.805
3	2	3:37.560	35.050	1:24.090	1:38.420	3.472	4.009	17.331	6.013	307.8	19:43	43:22.365
4	2	3:41.530	34.159	1:24.035	1:43.336	3.431	4.005	18.767	6.015	307.8	19:47	47:03.895
5	2	3:39.600	33.967	1:23.818	1:41.815	3.456	3.995	19.600	6.144	307.8	19:50	50:43.495
6	2	3:38.017	33.965	1:24.342	1:39.710	3.517	3.999	17.516	6.676	306.9	19:54	54:21.512
7	2	3:37.367	34.062	1:23.941	1:39.364	3.443	4.016	17.301	6.013	307.8	19:57	57:58.879
8	2	3:52.266B	35.269	1:28.115	1:48.882		3.981	18.878		309.5	20:01	1:01:51.145
9	1	7:19.377	4:10.227	1:26.699	1:42.451	3.402		19.808	6.144	309.5	20:09	1:09:10.522
10	1	3:39.006	34.322	1:24.913	1:39.771	3.488	3.979	17.599	6.045	309.5	20:12	1:12:49.528
11	1	3:40.803	34.255	1:24.991	1:41.557	3.406	4.005	19.142	6.033	309.5	20:16	1:16:30.331
12	1	3:38.071	34.229	1:24.600	1:39.242	3.421	3.981	17.246	6.055	307.8	20:20	1:20:08.402
13	1	3:38.603	34.176	1:25.064	1:39.363	3.471	3.971	17.572	6.048	313.1	20:23	1:23:47.005
14	1	4:05.623B	34.502	1:24.879	2:06.242		3.997	22.113		309.5	20:27	1:27:52.628

16		Pescarolo Team		3.Stuart Hall		Pescarolo 03 - Judd						
		1.Emmanuel Collard				LMP1						
		2.Jean-Christophe Boullion										
1	1	7:23.654B	3:50.043	1:36.143	1:57.468			19.940		275.2	19:07	7:23.654
2	1	7:54.511	4:44.207	1:28.011	1:42.293	3.455		18.157	6.078	300.2	19:15	15:18.165
3	1	3:38.997	34.318	1:25.305	1:39.374	3.502	4.009	17.303	5.905	304.3	19:18	18:57.162
4	1	3:38.574	34.051	1:25.092	1:39.431	3.427	4.028	17.448	5.999	300.2	19:22	22:35.736
5	1	3:55.007B	35.926	1:26.665	1:52.416		3.990	19.376		299.3	19:26	26:30.743
6	1	8:27.146	5:18.337	1:28.455	1:40.354	3.394		17.667	5.990	297.7	19:34	34:57.889
7	1	3:38.153	33.951	1:25.128	1:39.074	3.396	3.996	17.202	5.779	300.2	19:38	38:36.042
8	1	3:50.185B	33.890	1:25.532	1:50.763		3.992	19.523		299.3	19:42	42:26.227
9	1	9:04.057	5:54.789	1:28.031	1:41.237	3.434		17.736	6.072	298.5	19:51	51:30.284



24 HEURES DU MANS

16-17 JUIN 2012



FIA WEC

80^e Edition des 24 Heures du Mans

Qualifying Practice Session 2

Sector Analysis

■ Personal Best ■ Session Best B Crossing the finish line in pit lane

Lap	D	Time	Sector 1	Sector 2	Sector 3	T6	T7	Porsche	Ford	T. Spd	Hour	Elapsed
10	1	3:38.806	34.045	1:25.330	1:39.431	3.430	4.019	17.288	5.812	299.3	19:55	55:09.090
11	1	3:52.573 B	34.388	1:27.194	1:50.991		4.017	18.444		300.2	19:59	59:01.663
12	1	9:29.936	6:22.155	1:27.444	1:40.337	3.388		17.414	5.851	296.9	20:08	1:08:31.599
13	1	3:58.310 B	33.966	1:27.910	1:56.434		4.004	17.875		303.5	20:12	1:12:29.909
14	1	16:57.244	...	1:26.623	1:42.285	3.436		17.823	5.976	302.7	20:29	1:29:27.153
15	1	3:42.338	35.852	1:25.812	1:40.674	3.487	3.993	17.812	6.317	300.2	20:33	1:33:09.491
16	1	3:45.786	34.436	1:26.313	1:45.037	3.435	4.024	20.747	5.933	310.4	20:36	1:36:55.277
17	1	3:37.485	33.835	1:24.852	1:38.798	3.418	4.001	17.122	5.834	307.8	20:40	1:40:32.762
18	1	4:16.534 B	34.710	1:26.901	2:14.923		3.993	21.689		305.2	20:44	1:44:49.296
19	3	6:45.578	3:26.528	1:29.680	1:49.370	3.684		20.586	7.163	304.3	20:51	1:51:34.874
20	3	4:27.381 B	36.568	1:28.960	2:21.853		4.100	24.845		296.1	20:56	1:56:02.255

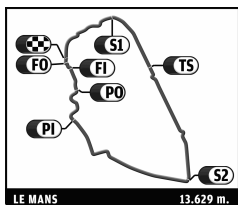
17		Pescarolo Team		3.Seiji Ara						Dome - Judd		LMP1	
		1.Sébastien Bourdais											
		2.Nicolas Minassian											
1	1	4:46.409	1:27.340	1:35.234	1:43.835	3.653		18.949	6.319	267.8	19:04	4:46.409	
2	1	3:49.791 B	34.562	1:26.042	1:49.187		4.067	17.383		306.9	19:08	8:36.200	
3	1	14:34.621	...	1:25.356	1:38.971	3.431		16.630	5.759	306.1	19:23	23:10.821	
4	1	3:35.176	33.598	1:24.865	1:36.713	3.455	3.978	16.372	5.473	303.5	19:26	26:45.997	
5	1	3:43.931 B	33.300	1:25.039	1:45.592		3.994	16.454		307.8	19:30	30:29.928	
6	2	7:10.608 B	3:52.259	1:29.211	1:49.138			18.572		301.0	19:37	37:40.536	
7	2	4:42.957	1:34.619	1:26.428	1:41.910	3.384		19.210	6.074	306.9	19:42	42:23.493	
8	2	3:36.793	33.917	1:24.511	1:38.365	3.355	3.949	17.254	5.752	308.6	19:46	46:00.286	
9	2	3:35.740	34.224	1:24.144	1:37.372	3.343	3.945	16.577	5.675	314.0	19:49	49:36.026	
10	2	3:37.406	33.763	1:24.128	1:39.515	3.347	3.935	17.800	5.865	310.4	19:53	53:13.432	
11	2	3:37.155	33.976	1:24.858	1:38.321	3.331	3.941	16.953	5.821	314.9	19:56	56:50.587	
12	2	3:34.925	33.570	1:24.077	1:37.278	3.394	3.918	16.679	5.720	308.6	20:00	1:00:25.512	
13	2	3:37.258	34.623	1:24.308	1:38.327	3.365	3.939	17.140	5.796	309.5	20:04	1:04:02.770	
14	2	3:38.645	34.419	1:25.092	1:39.134	3.385	3.929	18.271	5.748	309.5	20:07	1:07:41.415	
15	2	3:36.861	33.770	1:24.505	1:38.586	3.498	3.934	16.831	6.638	311.3	20:11	1:11:18.276	
16	2	3:46.565 B	33.849	1:24.200	1:48.516		3.971	16.942		310.4	20:15	1:15:04.841	
17	3	6:32.223	3:21.071	1:29.275	1:41.877	3.515		18.192	6.294	289.8	20:21	1:21:37.064	
18	3	3:40.440	34.731	1:25.668	1:40.041	3.493	4.022	17.878	6.042	309.5	20:25	1:25:17.504	
19	3	3:42.463	34.465	1:25.893	1:42.105	3.588	3.992	18.578	6.369	309.5	20:28	1:28:59.967	
20	3	3:41.278	34.388	1:25.587	1:41.303	3.548	4.021	17.723	5.964	310.4	20:32	1:32:41.245	
21	3	3:39.851	34.644	1:25.094	1:40.113	3.545	4.007	17.908	5.939	311.3	20:36	1:36:21.096	
22	3	3:41.384	35.932	1:25.421	1:40.031	3.544	4.012	17.777	5.899	311.3	20:40	1:40:02.480	
23	3	3:39.473	34.248	1:25.277	1:39.948	3.569	4.007	17.724	6.004	306.9	20:43	1:43:41.953	
24	3	3:43.456	34.733	1:26.505	1:42.218	3.497	4.008	19.388	5.955	307.8	20:47	1:47:25.409	
25	3	3:50.662 B	34.772	1:25.541	1:50.349		3.983	19.514		309.5	20:51	1:51:16.071	
26	1	5:29.448	2:22.681	1:25.828	1:40.939	3.436		17.245	5.927	309.5	20:56	1:56:45.519	
27	1	3:40.238	34.532	1:25.595	1:40.111	3.425	3.983	17.545	6.125	311.3	21:00	2:00:25.757	

21		Strakka Racing		3.Jonny Kane						HPD ARX 03a - Honda		LMP1	
		1.Nick Leventis											
		2.Danny Watts											
1	3	4:42.345	1:28.398	1:28.627	1:45.320	3.457		20.765	6.243	275.2	19:04	4:42.345	
2	3	3:38.673	34.538	1:24.791	1:39.344	3.405	3.937	17.868	6.029	310.4	19:08	8:21.018	
3	3	3:36.638	34.308	1:23.802	1:38.528	3.352	3.905	17.665	5.980	313.1	19:11	11:57.656	
4	3	3:35.837	33.875	1:23.745	1:38.217	3.375	3.887	17.472	6.077	312.2	19:15	15:33.493	
5	3	3:36.191	34.393	1:23.112	1:38.686	3.347	3.892	18.624	5.905	315.8	19:19	19:09.684	
6	3	3:36.340	33.859	1:23.308	1:39.173	3.328	3.852	19.027	5.851	315.8	19:22	22:46.024	
7	3	3:34.738	33.523	1:22.555	1:38.660	3.311	3.847	18.174	5.890	315.8	19:26	26:20.762	
8	3	3:36.316	34.805	1:23.178	1:38.333	3.424	3.825	17.416	6.817	309.5	19:29	29:57.078	
9	3	3:33.651	33.875	1:22.329	1:37.447	3.336	3.865	17.350	5.936	315.8	19:33	33:30.729	
10	3	3:33.864	33.493	1:23.202	1:37.169	3.337	3.847	17.273	5.870	315.8	19:37	37:04.593	
11	3	3:37.019	33.667	1:25.459	1:37.893	3.304	3.832	17.418	6.426	317.6	19:40	40:41.612	
12	3	3:50.703 B	35.155	1:22.753	1:52.795		3.823	18.127		317.6	19:44	44:32.315	
13	3	6:33.797	3:30.411	1:24.256	1:39.130	3.303		18.568	5.842	314.9	19:51	51:06.112	



24 HEURES DU MANS

16-17 JUIN 2012



FIA WEC

80^e Edition des 24 Heures du Mans

Qualifying Practice Session 2

Sector Analysis

Lap	D	Time	Sector 1	Sector 2	Sector 3	T6	T7	Porsche	Ford	T. Spd	Hour	Elapsed
14	3	3:34.297	33.626	1:23.143	1:37.528	3.289	3.840	17.327	5.775	315.8	19:54	54:40.409
15	3	3:34.304	33.685	1:23.194	1:37.425	3.309	3.841	17.530	5.882	317.6	19:58	58:14.713
16	3	3:36.086	33.396	1:22.063	1:40.627	3.375	3.832	19.549	6.564	317.6	20:01	1:01:50.799
17	3	3:45.147 B	34.003	1:22.402	1:48.742	3.845	3.845	17.570	6.317	317.6	20:05	1:05:35.946
18	2	6:08.049	3:02.329	1:24.620	1:41.100	3.322		18.481	7.793	308.6	20:11	1:11:43.995
19	2	3:30.733	33.010	1:22.388	1:35.335	3.311	3.856	16.390	5.835	316.7	20:15	1:15:14.728
20	2	3:32.608	32.875	1:21.814	1:37.919	3.569	3.846	17.539	6.340	316.7	20:18	1:18:47.336
21	2	3:31.266	33.196	1:21.958	1:36.112	3.378	3.924	16.318	6.588	318.5	20:22	1:22:18.602
22	2	3:34.097	33.117	1:23.155	1:37.825	3.350	3.861	16.608	7.362	319.5	20:25	1:25:52.699
23	2	3:29.622	32.910	1:21.570	1:35.142	3.384	3.848	16.247	5.883	319.5	20:29	1:29:22.321
24	2	3:52.265 B	34.951	1:25.165	1:52.149		3.861	18.065		301.8	20:33	1:33:14.586
25	1	15:48.207	...	1:31.989	1:45.491	3.851		19.511	7.115	246.1	20:49	1:49:02.793
26	1	3:47.922	38.326	1:26.348	1:43.248	3.664	4.020	19.111	6.545	316.7	20:52	1:52:50.715
27	1	3:45.673	35.828	1:26.332	1:43.513	3.985	3.959	19.167	6.636	316.7	20:56	1:56:36.388
28	1	3:44.955	35.698	1:25.610	1:43.647	3.662	4.107	19.800	6.651	314.9	21:00	2:00:21.343

22	JRM 1. David Brabham 2. Karun Chandhok	3. Peter Dumbreck								HPD ARX 03a - Honda LMP1		
			1 3	1:58:33.487 B	...	1:35.183	2:01.721		24.627		230.0	20:58

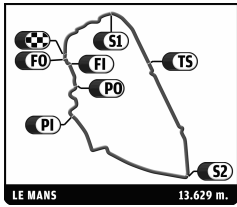
23	Signatech Nissan 1. Franck Mailleux 2. Olivier Lombard	3. Jordan Tresson								Oreca 03 - Nissan LMP2		
			1 2	6:15.815 B	1:05.534	2:19.702	2:50.579			31.276		163.3
2 2	10:17.407	5:31.376	2:16.116	2:29.915	5.096			29.017	8.438	172.9	19:16	16:33.222
3 2	5:09.432	47.361	2:01.217	2:20.854	4.670	5.675		24.721	8.645	205.4	19:21	21:42.654
4 2	4:43.732	44.860	1:49.743	2:09.129	4.388	5.284		23.343	7.937	227.2	19:26	26:26.386
5 2	4:37.680	44.336	1:46.774	2:06.570	4.409	5.001		22.532	7.891	234.0	19:31	31:04.066
6 2	4:55.637 B	45.568	1:47.538	2:22.531		5.014		23.376		236.0	19:35	35:59.703
7 3	6:29.796	2:50.454	1:36.036	2:03.306	4.307			26.110	7.919	291.4	19:42	42:29.499
8 3	4:14.337	42.621	1:33.408	1:58.308	4.252	4.279		24.436	7.454	294.5	19:46	46:43.836
9 3	4:09.928	42.079	1:32.973	1:54.876	3.919	4.592		23.220	7.208	295.3	19:50	50:53.764
10 3	4:01.299	39.088	1:31.053	1:51.158	3.922	4.196		21.615	7.361	296.1	19:54	54:55.063
11 3	3:51.267	36.202	1:29.136	1:45.929	3.790	4.205		18.864	7.472	296.1	19:58	58:46.330
12 3	3:59.430 B	36.631	1:28.996	1:53.803		4.166		19.120		298.5	20:02	1:02:45.760
13 2	18:49.460	...	1:44.883	1:44.676	3.673			18.140	7.136	249.5	20:21	1:21:35.220
14 2	3:47.677	35.999	1:28.456	1:43.222	3.636	4.164		17.894	6.711	296.9	20:25	1:25:22.897
15 2	3:53.738	37.649	1:28.646	1:47.443	3.616	4.135		19.360	6.803	297.7	20:29	1:29:16.635
16 2	3:47.284	35.531	1:28.582	1:43.171	3.751	4.130		17.737	6.825	295.3	20:33	1:33:03.919
17 2	4:01.260 B	36.563	1:29.046	1:55.651	1:41.594		4.173	21.237		295.3	20:37	1:37:05.179
18 1	5:43.128	2:33.272	1:28.262	1:41.594	3.591			17.423	6.115	296.1	20:42	1:42:48.307
19 1	3:42.581	35.068	1:27.350	1:40.163	3.529	4.123		17.251	5.937	296.1	20:46	1:46:30.888
20 1	3:42.961	35.033	1:26.581	1:41.347	3.600	4.093		17.778	6.136	299.3	20:50	1:50:13.849
21 1	3:45.049	35.692	1:27.127	1:42.230	3.548	4.104		18.930	6.199	296.9	20:53	1:53:58.898
22 1	3:45.575	34.905	1:28.354	1:42.316	3.750	4.087		17.331	7.027	296.9	20:57	1:57:44.473
23 1	3:52.413 B	36.355	1:27.490	1:48.568		4.164		17.488		294.5	21:01	2:01:36.886

24	Oak Racing 1. Jacques Nicolet 2. Matthieu Lahaye	3. Olivier Pla								Morgan - Judd LMP2		
			1 1	4:50.920 B	1:11.158	1:38.573	2:01.189			20.958		209.3
2 1	8:52.091 B	5:25.324	1:31.225	1:55.542				20.337		288.3	19:13	13:43.011
3 1	5:58.637	2:42.604	1:30.731	1:45.302	3.728			19.449	6.695	297.7	19:19	19:41.648
4 1	3:49.534	35.812	1:28.690	1:45.032	3.804	4.178		19.322	6.838	298.5	19:23	23:31.182
5 1	3:50.310	36.198	1:29.128	1:44.984	3.653	4.186		19.494	6.772	300.2	19:27	27:21.492
6 1	3:48.985	35.868	1:28.949	1:44.168	3.667	4.139		19.388	6.492	296.9	19:31	31:10.477
7 1	4:07.171 B	37.939	1:29.777	1:59.455		4.128		21.098		298.5	19:35	35:17.648
8 3	11:59.578 B	5:52.629	1:27.110	4:39.839				22.513		302.7	19:47	47:17.226



24 HEURES DU MANS

16-17 JUN 2012



FIA WEC

80^e Edition des 24 Heures du Mans

Qualifying Practice Session 2

Sector Analysis

■ Personal Best ■ Session Best B Crossing the finish line in pit lane

Lap	D	Time	Sector 1	Sector 2	Sector 3	T6	T7	Porsche	Ford	T. Spd	Hour	Elapsed
9	3	9:55.836 B	6:28.991	1:30.167	1:56.678			20.110		285.3	19:57	57:13.062
10	3	7:53.781	4:45.919	1:26.771	1:41.091	3.468		17.613	6.226	301.8	20:05	1:05:06.843
11	3	3:40.743	34.519	1:26.003	1:40.221	3.438	4.066	16.929	6.014	303.5	20:08	1:08:47.586
12	3	3:42.150	34.227	1:25.078	1:42.845	3.459	4.044	19.859	6.108	303.5	20:12	1:12:29.736
13	3	3:40.050	34.216	1:25.283	1:40.551	3.726	4.040	17.616	6.242	304.3	20:16	1:16:09.786
14	3	3:39.213	34.304	1:25.134	1:39.775	3.461	4.140	17.536	5.862	306.1	20:19	1:19:48.999
15	3	3:50.392 B	34.492	1:25.498	1:50.402		4.059	18.436		303.5	20:23	1:23:39.391
16	3	11:09.852	7:37.180	1:40.284	1:52.388	3.407		17.813	6.168	253.5	20:34	1:34:49.243
17	3	3:38.954	34.126	1:25.818	1:39.010	3.423	4.063	16.916	5.822	297.7	20:38	1:38:28.197
18	3	3:39.450	34.087	1:25.512	1:39.851	3.438	4.060	17.369	6.067	301.0	20:42	1:42:07.647
19	3	4:00.274 B	37.128	1:28.979	1:54.167		4.048	19.135		299.3	20:46	1:46:07.921
20	3	7:21.537	4:13.984	1:27.042	1:40.511	3.418		17.500	6.019	303.5	20:53	1:53:29.458
21	3	3:41.157	34.105	1:25.613	1:41.439	3.437	4.051	18.795	6.252	302.7	20:57	1:57:10.615
22	3	3:38.598	34.164	1:25.528	1:38.906	3.445	4.058	16.992	5.792	304.3	21:00	2:00:49.213

25

ADR-Delta
1. John Martin
2. Jan Charouz

3. Tor Graves

Oreca 03 - Nissan
LMP2

1	2	11:32.986 B	8:12.053	1:30.072	1:50.861			18.269		293.7	19:11	11:32.986
2	2	11:02.424	7:51.918	1:28.805	1:41.701	3.574		17.508	6.564	296.9	19:22	22:35.410
3	2	3:44.733	35.082	1:27.031	1:42.620	3.547	4.081	18.895	6.388	297.7	19:26	26:20.143
4	2	3:48.538	37.783	1:27.155	1:43.600	3.574	4.071	17.359	9.078	299.3	19:30	30:08.681
5	2	3:43.116	34.759	1:26.219	1:42.138	3.622	4.077	18.507	6.413	301.0	19:33	33:51.797
6	2	3:48.827	34.684	1:28.432	1:45.711	3.552	4.094	19.610	7.296	301.0	19:37	37:40.624
7	2	3:41.060	34.689	1:26.117	1:40.254	3.589	4.071	17.304	6.341	298.5	19:41	41:21.684
8	2	4:00.064 B	34.532	1:26.206	1:59.326		4.086	22.266		299.3	19:45	45:21.748
9	2	14:27.481	...	1:32.960	1:47.973	3.541		17.803	6.468	296.1	19:59	59:49.229
10	2	3:40.273	34.087	1:25.505	1:40.681	3.500	4.061	18.316	6.237	297.7	20:03	1:03:29.502
11	2	3:40.174	34.734	1:25.666	1:39.774	3.693	4.043	16.978	6.352	300.2	20:07	1:07:09.676
12	2	5:21.765 B	42.161	2:09.642	2:29.962		4.100	24.030		177.4	20:12	1:12:31.441
13	3	9:11.229	5:52.897	1:32.286	1:46.046	3.674		18.834	6.525	296.9	20:21	1:21:42.670
14	3	3:46.573	35.244	1:28.044	1:43.285	3.590	4.117	18.999	6.488	299.3	20:25	1:25:29.243
15	3	3:48.030	35.260	1:27.287	1:45.483	3.604	4.085	19.083	7.084	301.8	20:29	1:29:17.273
16	3	3:54.236	36.766	1:29.092	1:48.378	3.747	4.072	19.180	7.929	300.2	20:33	1:33:11.509
17	3	4:04.177 B	35.222	1:27.749	2:01.206		4.119	23.524		300.2	20:37	1:37:15.686
18	3	7:07.303	3:49.107	1:29.047	1:49.149	3.918		18.876	7.278	298.5	20:44	1:44:22.989
19	3	3:53.680 B	35.322	1:27.092	1:51.266		4.166	18.329		300.2	20:48	1:48:16.669
20	1	5:24.016	2:11.683	1:28.905	1:43.428	3.634		18.909	6.476	299.3	20:53	1:53:40.685
21	1	3:53.019 B	35.788	1:27.308	1:49.923		4.081	17.953		298.5	20:57	1:57:33.704
22	1	4:04.565	54.412	1:26.097	1:44.056	3.526		19.695	6.412	301.0	21:01	2:01:38.269

26

Signatech Nissan
1. Nelson Panciatichi
2. Pierre Ragues

3. Roman Rusinov

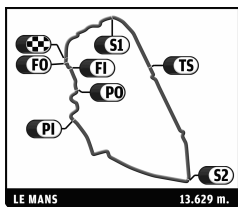
Oreca 03 - Nissan
LMP2

1	2	6:16.341 B	1:06.487	2:17.345	2:52.509			32.574		174.5	19:06	6:16.341
2	2	10:11.085	5:51.965	1:56.467	2:22.653	5.493		25.947	11.200	224.8	19:16	16:27.426
3	2	4:56.501	50.812	1:50.413	2:15.276	5.523	5.469	24.191	11.582	232.0	19:21	21:23.927
4	2	4:22.589	48.630	1:40.923	1:53.036	4.046	6.100	21.415	7.419	222.1	19:25	25:46.516
5	2	4:18.718	40.596	1:40.476	1:57.646	3.943	4.354	21.643	7.218	262.6	19:30	30:05.234
6	2	4:25.213 B	40.910	1:39.283	2:05.020		4.359	22.023		258.3	19:34	34:30.447
7	2	8:29.373	5:00.178	1:37.546	1:51.649	3.791		21.485	7.379	283.1	19:42	42:59.820
8	2	4:03.055	38.043	1:33.329	1:51.683	3.678	4.177	20.879	6.808	277.3	19:47	47:02.875
9	2	4:00.691	38.321	1:32.027	1:50.343	3.634	4.169	20.977	6.853	292.1	19:51	51:03.566
10	2	3:58.135	38.016	1:31.249	1:48.870	3.672	4.133	21.004	6.738	284.5	19:55	55:01.701
11	2	4:32.781 B	38.140	1:40.053	2:14.588		4.140	22.759		248.9	19:59	59:34.482
12	1	7:47.122	4:34.604	1:30.824	1:41.694	3.484		18.007	6.012	289.8	20:07	1:07:21.604
13	1	3:39.633	34.134	1:26.275	1:39.224	3.471	4.071	16.992	5.914	296.1	20:11	1:11:01.237
14	1	3:40.840	33.967	1:25.648	1:41.225	3.424	4.067	17.612	6.001	296.9	20:14	1:14:42.077
15	1	3:39.486	34.177	1:25.855	1:39.454	3.469	4.049	16.936	5.993	296.9	20:18	1:18:21.563



24 HEURES DU MANS

16-17 JUIN 2012



FIA WEC

80^e Edition des 24 Heures du Mans

Qualifying Practice Session 2

Sector Analysis

■ Personal Best ■ Session Best B Crossing the finish line in pit lane

Lap	D	Time	Sector 1	Sector 2	Sector 3	T6	T7	Porsche	Ford	T. Spd	Hour	Elapsed
16	1	3:48.652	34.822	1:27.980	1:45.850	3.460	4.065	18.505	6.000	280.2	20:22	1:22:10.215
17	1	3:43.263	34.358	1:28.119	1:40.786	3.481	4.056	17.858	6.207	297.7	20:25	1:25:53.478
18	1	3:58.553 B	34.693	1:29.691	1:54.169		4.050	19.900		296.1	20:29	1:29:52.031
19	1	6:49.805	3:26.149	1:37.864	1:45.792	3.461		17.778	6.153	283.1	20:36	1:36:41.836
20	1	3:39.722	34.300	1:25.873	1:39.549	3.442	4.077	17.120	5.946	297.7	20:40	1:40:21.558
21	1	3:51.450	34.152	1:28.560	1:48.738	3.432	4.065	20.544	6.095	292.9	20:44	1:44:13.008
22	1	3:39.152	34.073	1:25.845	1:39.234	3.422	4.064	16.886	5.767	293.7	20:47	1:47:52.160
23	1	3:41.576	34.054	1:25.499	1:42.023	3.498	4.052	17.170	6.559	298.5	20:51	1:51:33.736
24	1	3:52.165 B	34.188	1:26.071	1:51.906		4.085	17.045		294.5	20:55	1:55:25.901

28		Gulf Racing Middle East		3.Ludovic Badey		Lola B12/80 Coupe - Nissan LMP2						
		1.Fabien Giroix										
		2.Stefan Johansson										
1	2	51:52.379	...	1:34.651	1:46.805	3.573		19.012	6.424	253.5	19:51	51:52.379
2	2	3:49.309	35.950	1:29.137	1:44.222	3.598	4.118	18.388	6.427	296.1	19:55	55:41.688
3	2	3:47.670	35.538	1:28.663	1:43.469	3.586	4.123	18.089	6.105	293.7	19:59	59:29.358
4	2	4:08.115 B	36.803	1:30.402	2:00.910		4.112	19.573		293.7	20:03	1:03:37.473
5	3	7:13.465	3:57.052	1:29.953	1:46.460	3.700		19.028	6.769	292.9	20:10	1:10:50.938
6	3	3:47.244	35.630	1:27.711	1:43.903	3.703	4.147	18.134	6.320	298.5	20:14	1:14:38.182
7	3	4:33.661 B	35.382	1:40.344	2:17.935		4.149	22.603		293.7	20:19	1:19:11.843

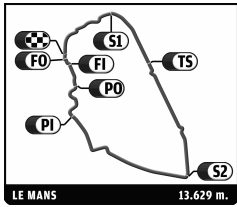
30		Status Grand Prix		3.Romain Iannetta		Lola - Judd LMP2						
		1.Alexander Sims										
		2.Yelmer Buurman										
1	1	20:02.686 B	...	1:32.897	1:51.569			17.954		258.9	19:20	20:02.686
2	1	13:46.192 B	8:25.105	2:20.579	3:00.508			30.303		135.1	19:33	33:48.878
3	1	49:47.512	...	1:31.232	1:43.313	3.530		18.098	6.211	269.1	20:23	1:23:36.390
4	1	3:55.093 B	34.737	1:27.050	1:53.306		4.125	17.968		292.9	20:27	1:27:31.483
5	2	6:46.357	3:32.485	1:31.579	1:42.293	3.590		17.646	6.205	291.4	20:34	1:34:17.840
6	2	3:44.828	34.288	1:27.298	1:43.242	3.532	4.147	18.310	6.103	292.9	20:38	1:38:02.668
7	2	3:43.584	35.621	1:27.220	1:40.743	3.608	4.131	17.025	6.332	293.7	20:41	1:41:46.252
8	2	3:42.518	34.464	1:27.319	1:40.735	3.860	4.149	16.909	6.467	295.3	20:45	1:45:28.770
9	2	3:48.066	36.584	1:29.053	1:42.429	3.571	4.239	17.777	6.282	294.5	20:49	1:49:16.836
10	2	3:44.056	34.702	1:27.411	1:41.943	3.702	4.133	17.202	6.286	293.7	20:53	1:53:00.892
11	2	3:50.999	35.712	1:29.698	1:45.589	3.676	4.166	18.878	6.607	291.4	20:56	1:56:51.891
12	2	3:50.937	35.813	1:28.141	1:46.983	3.607	4.178	20.834	6.306	291.4	21:00	2:00:42.828

35		Oak Racing		3.Maxime Martin		Morgan - Nissan LMP2						
		1.David Heinemeier Hansson										
		2.Bas Leinders										
1	1	4:57.420 B	1:16.310	1:40.279	2:00.831			21.384		182.1	19:04	4:57.420
2	1	7:29.229	4:15.366	1:28.657	1:45.206	3.762		18.988	6.572	297.7	19:12	12:26.649
3	1	3:51.089	35.862	1:28.780	1:46.447	3.651	4.143	20.009	6.874	301.8	19:16	16:17.738
4	1	3:46.720	35.636	1:28.004	1:43.080	3.581	4.107	18.792	6.305	301.0	19:20	20:04.458
5	1	3:45.432	35.379	1:27.166	1:42.887	3.655	4.081	18.750	6.335	300.2	19:23	23:49.890
6	1	3:58.829 B	37.842	1:28.675	1:52.312		4.092	19.460		287.5	19:27	27:48.719
7	1	9:21.595	6:11.857	1:27.472	1:42.266	3.568		18.546	6.240	300.2	19:37	37:10.314
8	1	3:43.535	35.013	1:26.159	1:42.363	3.604	4.093	18.880	6.276	302.7	19:40	40:53.849
9	1	4:05.093 B	35.806	1:28.775	2:00.512		4.091	21.067		301.0	19:44	44:58.942
10	3	9:40.920 B	6:17.918	1:29.949	1:53.053			18.910		294.5	19:54	54:39.862
11	3	4:30.472	1:20.502	1:27.525	1:42.445	3.492		18.723	6.257	301.0	19:59	59:10.334
12	3	3:42.252	34.421	1:26.528	1:41.303	3.596	4.057	17.809	6.783	299.3	20:02	1:02:52.586
13	3	3:43.478	34.918	1:26.490	1:42.070	3.548	4.089	18.557	6.145	301.8	20:06	1:06:36.064
14	3	3:41.336	34.654	1:26.164	1:40.518	3.594	4.073	17.718	5.962	300.2	20:10	1:10:17.400
15	3	3:53.170 B	34.902	1:26.996	1:51.272		4.080	19.030		301.8	20:14	1:14:10.570
16	3	6:29.555	3:20.314	1:27.564	1:41.677	3.444		18.381	6.064	299.3	20:20	1:20:40.125
17	3	3:41.213	34.321	1:25.724	1:41.168	3.457	4.035	17.443	6.015	301.0	20:24	1:24:21.338
18	3	3:40.070	34.366	1:25.342	1:40.362	3.465	4.035	18.107	5.876	301.8	20:28	1:28:01.408
19	3	3:40.990	34.392	1:25.836	1:40.762	3.463	4.025	18.105	5.937	302.7	20:31	1:31:42.398



24 HEURES DU MANS

16-17 JUIN 2012



FIA WEC

80^e Edition des 24 Heures du Mans

Qualifying Practice Session 2

Sector Analysis

■ Personal Best ■ Session Best B Crossing the finish line in pit lane

Lap	D	Time	Sector 1	Sector 2	Sector 3	T6	T7	Porsche	Ford	T. Spd	Hour	Elapsed
20	3	3:39.899	34.449	1:25.826	1:39.624	3.446	4.033	17.470	5.890	300.2	20:35	1:35:22.297
21	3	3:53.188 B	35.129	1:26.947	1:51.112		4.027	18.044		301.8	20:39	1:39:15.485

38		Jota		3.Haruki Kurosawa						Zytek Z11SN - Nissan		LMP2	
		1.Simon Dolan											
		2.Sam Hancock											
1	1	7:03.120 B	3:30.503	1:34.592	1:58.025			19.487		280.9	19:07	7:03.120	
2	1	20:33.982	...	1:32.876	1:47.408	6.827		17.839	7.252	283.1	19:27	27:37.102	
3	1	3:48.420	36.316	1:28.992	1:43.112	3.660	4.694	17.837	6.768	289.8	19:31	31:25.522	
4	1	3:48.794	34.980	1:27.839	1:45.975	3.638	4.096	20.678	6.528	291.4	19:35	35:14.316	
5	1	3:46.862	34.914	1:28.866	1:43.082	3.638	4.090	17.762	6.407	291.4	19:39	39:01.178	
6	1	3:45.237	35.188	1:27.482	1:42.567	3.659	4.092	17.894	6.399	292.1	19:42	42:46.415	
7	1	4:06.894 B	36.701	1:28.020	2:02.173		4.084	19.869		295.3	19:46	46:53.309	
8	3	6:14.148	2:58.169	1:31.082	1:44.897	3.595		18.944	6.395	292.1	19:53	53:07.457	
9	3	3:48.266	35.306	1:29.094	1:43.866	3.576	4.078	18.553	6.411	291.4	19:56	56:55.723	
10	3	3:45.904	35.090	1:28.073	1:42.741	3.568	4.068	17.998	6.260	292.1	20:00	1:00:41.627	
11	3	3:48.667	36.745	1:28.870	1:43.052	3.555	4.067	18.348	6.139	292.1	20:04	1:04:30.294	
12	3	3:45.256	34.770	1:27.820	1:42.666	3.583	4.055	18.176	6.170	294.5	20:08	1:08:15.550	
13	3	4:06.648 B	38.270	1:30.650	1:57.728		4.068	20.112		293.7	20:12	1:12:22.198	
14	2	5:42.678	2:31.959	1:28.500	1:42.219	3.531		17.804	5.972	292.9	20:18	1:18:04.876	
15	2	3:47.026	35.468	1:26.929	1:44.629	3.506	4.070	19.815	6.000	293.7	20:21	1:21:51.902	
16	2	3:44.422	35.270	1:26.697	1:42.455	3.582	4.071	17.463	6.616	292.9	20:25	1:25:36.324	
17	2	3:55.137 B	34.880	1:26.896	1:53.361		4.085	18.968		293.7	20:29	1:29:31.461	
18	2	15:23.870	...	1:29.086	1:42.389	3.434		17.670	5.993	291.4	20:44	1:44:55.331	
19	2	3:55.739	37.241	1:29.357	1:49.141	3.415	4.032	19.771	6.866	290.6	20:48	1:48:51.070	
20	2	3:41.428	34.609	1:26.137	1:40.682	3.490	4.039	17.387	6.327	294.5	20:52	1:52:32.498	
21	2	3:55.417	34.689	1:26.449	1:54.279	17.665	4.052	17.558	5.737	296.1	20:56	1:56:27.915	
22	2	5:23.607 B	1:03.075	1:59.633	2:20.899		13.031	24.731		204.6	21:01	2:01:51.522	

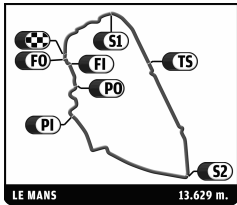
40		Race Performance		3.Ralph Meichtry						Oreca 03 - Judd		LMP2	
		1.Michel Frey											
		2.Jonathan Hirschi											
1	1	4:34.467 B	1:01.266	1:34.163	1:59.038			19.741		286.0	19:04	4:34.467	
2	1	12:34.042	9:19.627	1:29.870	1:44.545	3.542		18.624	6.462	298.5	19:17	17:08.509	
3	1	3:49.969	35.578	1:29.170	1:45.221	3.516	4.124	18.526	6.447	299.3	19:20	20:58.478	
4	1	3:47.955	36.600	1:28.900	1:42.455	3.528	4.108	18.031	6.280	294.5	19:24	24:46.433	
5	1	3:46.618	35.086	1:28.682	1:42.850	3.566	4.103	17.953	6.892	300.2	19:28	28:33.051	
6	1	3:43.874	35.023	1:27.686	1:41.165	3.515	4.120	17.565	6.093	294.5	19:32	32:16.925	
7	1	3:45.103	34.680	1:26.964	1:43.459	3.462	4.098	18.405	6.224	296.1	19:36	36:02.028	
8	1	3:44.270	34.793	1:26.881	1:42.596	3.546	4.080	18.393	6.089	296.9	19:39	39:46.298	
9	1	3:43.619	35.232	1:26.737	1:41.650	3.520	4.101	17.953	6.288	298.5	19:43	43:29.917	
10	1	41:45.291 B	36.917	1:54.950	...		4.090	32.642		268.5	20:25	1:25:15.208	
11	1	31:25.135	...	1:29.868	1:44.638	3.510		18.884	6.488	300.2	20:56	1:56:40.343	
12	1	3:45.183	35.462	1:27.448	1:42.273	3.489	4.086	18.167	6.208	300.2	21:00	2:00:25.526	

41		Greaves Motorsport		3.Elton Julian						Zytek Z11SN - Nissan		LMP2	
		1.Christian Zugel											
		2.Ricardo Gonzalez											
1	3	5:23.712 B	1:32.994	1:44.005	2:06.713			22.097		210.9	19:05	5:23.712	
2	3	8:10.859	4:51.256	1:33.580	1:46.023	3.691		19.720	6.548	287.5	19:13	13:34.571	
3	3	3:45.036	35.058	1:28.057	1:41.921	3.518	4.148	18.171	6.174	296.1	19:17	17:19.607	
4	3	3:47.272	35.017	1:28.254	1:44.001	3.545	4.081	18.569	6.367	293.7	19:21	21:06.879	
5	3	3:51.559	35.085	1:28.550	1:47.924	3.507	4.066	19.387	6.752	293.7	19:24	24:58.438	
6	3	4:02.514 B	34.604	1:28.087	1:59.823		4.063	20.475		294.5	19:29	29:00.952	
7	2	6:15.309	3:01.928	1:29.812	1:43.569	3.638		18.306	6.291	291.4	19:35	35:16.261	
8	2	3:45.320	34.837	1:28.109	1:42.374	3.671	4.106	18.200	6.380	292.9	19:39	39:01.581	
9	2	3:45.139	35.157	1:27.549	1:42.433	3.582	4.115	18.360	6.277	294.5	19:42	42:46.720	
10	2	3:44.442	35.528	1:26.989	1:41.925	3.542	4.079	17.817	6.170	292.9	19:46	46:31.162	
11	2	3:55.621 B	34.639	1:28.745	1:52.237		4.072	17.942		292.9	19:50	50:26.783	



24 HEURES DU MANS

16-17 JUIN 2012



FIA WEC

80^e Edition des 24 Heures du Mans

Qualifying Practice Session 2

Sector Analysis

■ Personal Best ■ Session Best B Crossing the finish line in pit lane

Lap	D	Time	Sector 1	Sector 2	Sector 3	T6	T7	Porsche	Ford	T. Spd	Hour	Elapsed
12	1	5:57.909	2:34.395	1:32.960	1:50.554	3.846		20.740	7.305	290.6	19:56	56:24.692
13	1	3:56.760	37.217	1:30.726	1:48.817	3.761	4.187	20.287	7.487	292.9	20:00	1:00:21.452
14	1	3:55.811	37.285	1:30.566	1:47.960	3.998	4.146	20.122	7.162	289.0	20:04	1:04:17.263
15	1	3:54.606	36.303	1:30.101	1:48.202	3.667	4.202	20.225	7.131	292.9	20:08	1:08:11.869
16	1	4:16.739B	41.403	1:32.554	2:02.782		4.114	21.094		292.1	20:12	1:12:28.608
17	2	8:27.410B	5:07.870	1:27.926	1:51.614			18.235		294.5	20:20	1:20:56.018
18	2	5:00.621	1:51.290	1:28.314	1:41.017	3.552		17.791	6.067	296.1	20:25	1:25:56.639
19	2	3:43.502	34.573	1:27.046	1:41.883	3.525	4.099	17.665	6.303	294.5	20:29	1:29:40.141
20	2	3:43.406	34.553	1:27.490	1:41.363	3.505	4.088	17.714	6.177	294.5	20:33	1:33:23.547
21	2	3:46.904	36.036	1:28.022	1:42.846	3.568	4.086	18.571	6.307	292.9	20:37	1:37:10.451
22	2	3:43.506	34.634	1:27.482	1:41.390	3.468	4.110	17.679	6.089	294.5	20:40	1:40:53.957
23	2	3:54.595B	35.055	1:27.313	1:52.227		4.058	19.386		293.7	20:44	1:44:48.552

42

Greaves Motorsport
1. Lucas Ordoñez
2. Martin Brundle

3. Alex Brundle

Zytek Z11SN - Nissan
LMP2

1	2	10:00.038B	6:31.871	1:33.897	1:54.270			18.412		242.8	19:10	10:00.038
2	2	6:22.156	3:09.023	1:28.298	1:44.835	3.888		19.614	6.882	293.7	19:16	16:22.194
3	2	3:46.057	35.175	1:27.814	1:43.068	3.531	4.187	19.841	6.048	293.7	19:20	20:08.251
4	2	3:42.299	34.626	1:26.740	1:40.933	3.489	4.080	17.731	6.126	294.5	19:23	23:50.550
5	2	3:56.671B	36.878	1:27.938	1:51.855		4.034	17.794		292.9	19:27	27:47.221
6	2	9:05.638	5:53.633	1:28.869	1:43.136	3.575		18.079	6.425	295.3	19:36	36:52.859
7	2	4:16.477B	34.585	1:32.720	2:09.172		4.097	24.347		296.1	19:41	41:09.336
8	2	12:19.511	9:08.473	1:28.419	1:42.619	3.449		18.019	6.313	267.8	19:53	53:28.847
9	2	3:43.276	34.266	1:26.325	1:42.685	3.475	4.038	17.819	6.964	296.9	19:57	57:12.123
10	2	3:40.738	34.679	1:26.011	1:40.048	3.478	4.055	17.365	5.944	296.1	20:00	1:00:52.861
11	2	3:57.364B	36.483	1:29.620	1:51.261		4.049	18.444		296.1	20:04	1:04:50.225
12	1	7:14.951	4:00.389	1:32.068	1:42.494	3.483		18.253	6.140	250.6	20:12	1:12:05.176
13	1	3:45.214	34.501	1:26.597	1:44.116	7.205	4.058	17.319	6.301	294.5	20:15	1:15:50.390
14	1	4:06.302B	42.343	1:31.476	1:52.483		5.412	18.552		292.9	20:19	1:19:56.692
15	1	8:58.715	5:45.859	1:29.477	1:43.379	3.535		18.113	6.964	296.1	20:28	1:28:55.407
16	1	3:43.256	34.478	1:27.794	1:40.984	3.576	4.084	17.623	6.072	296.9	20:32	1:32:38.663
17	1	3:55.342B	34.529	1:27.218	1:53.595		4.096	20.217		295.3	20:36	1:36:34.005
18	3	6:36.510	3:25.535	1:28.537	1:42.438	3.516		18.123	6.198	293.7	20:43	1:43:10.515
19	3	3:41.353	34.320	1:26.418	1:40.615	3.531	4.074	18.106	6.088	293.7	20:46	1:46:51.868
20	3	3:41.397	34.235	1:26.561	1:40.601	3.501	4.077	17.463	6.446	294.5	20:50	1:50:33.265
21	3	3:43.010	34.228	1:26.770	1:42.012	3.527	4.057	18.127	6.550	296.9	20:54	1:54:16.275
22	3	3:55.991B	35.197	1:28.567	1:52.227		4.059	18.659		296.9	20:58	1:58:12.266

43

Extreme Limit Aric
1. Fabien Rosier
2. Philippe Thirion

3. Philippe Haezebrouck

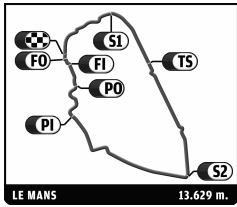
Norma MP 2000 - Judd
LMP2

1	1	4:30.870B	54.450	1:36.648	1:59.772			21.038		233.0	19:04	4:30.870
2	1	9:53.230	6:30.243	1:32.266	1:50.721	3.733		20.277	6.946	284.5	19:14	14:24.100
3	1	3:53.560	36.704	1:30.315	1:46.541	3.630	4.199	19.884	6.621	292.9	19:18	18:17.660
4	1	4:05.270B	36.707	1:30.347	1:58.216		4.139	20.962		267.1	19:22	22:22.930
5	1	7:31.936	4:10.198	1:33.928	1:47.810	3.592		19.849	6.968	248.3	19:29	29:54.866
6	1	4:07.591B	38.713	1:31.211	1:57.667		4.148	19.752		292.1	19:34	34:02.457
7	1	9:07.854	5:46.890	1:34.232	1:46.732	3.638		19.380	6.779	252.3	19:43	43:10.311
8	1	4:02.078B	36.181	1:29.668	1:56.229		4.172	19.944		280.2	19:47	47:12.389
9	3	6:40.262	3:16.387	1:32.492	1:51.383	3.873		21.262	6.978	290.6	19:53	53:52.651
10	3	3:58.451	38.050	1:31.008	1:49.393	3.708	4.266	20.686	7.018	289.0	19:57	57:51.102
11	3	3:59.801	37.776	1:30.733	1:51.292	3.935	4.206	21.937	7.168	292.9	20:01	1:01:50.903
12	3	5:01.240B	39.594	1:53.859	2:27.787		4.265	27.974		293.7	20:06	1:06:52.143
13	2	11:55.517	8:13.684	1:45.759	1:56.074	4.124		23.425	7.092	252.9	20	



24 HEURES DU MANS

16-17 JUIN 2012



FIA WEC

80^e Edition des 24 Heures du Mans

Qualifying Practice Session 2

Sector Analysis

■ Personal Best ■ Session Best B Crossing the finish line in pit lane

Lap	D	Time	Sector 1	Sector 2	Sector 3	T6	T7	Porsche	Ford	T. Spd	Hour	Elapsed
18	2	4:01.348	37.772	1:31.594	1:51.982	3.872	4.241	21.115	7.017	280.9	20:38	1:38:59.062
19	2	3:59.794	37.250	1:32.014	1:50.530	3.909	4.253	21.677	6.788	286.8	20:42	1:42:58.856
20	2	3:57.859	37.280	1:30.737	1:49.842	3.763	4.263	21.278	6.813	289.8	20:46	1:46:56.715
21	2	4:09.039B	37.166	1:31.129	2:00.744		4.212	21.197		290.6	20:51	1:51:05.754

44 **Starworks Motorsport** HPD ARX 03b - Honda
 1.Vincente Pitolichio 3.Thomas Kimber-Smith
 2.Ryan Dalziel LMP2

1	1	13:24.714	...	1:32.710	1:47.504	3.719		20.233	6.655	289.0	19:13	13:24.714
2	1	3:49.576	35.900	1:28.680	1:44.996	3.641	4.157	19.744	6.554	295.3	19:17	17:14.290
3	1	3:51.188	35.572	1:29.310	1:46.306	3.582	4.132	20.608	6.443	296.1	19:21	21:05.478
4	1	3:49.154	35.230	1:29.171	1:44.753	3.520	4.104	19.393	6.426	294.5	19:24	24:54.632
5	1	3:51.710	35.682	1:29.223	1:46.805	3.808	4.075	20.625	6.547	294.5	19:28	28:46.342
6	1	3:48.576	35.359	1:28.809	1:44.408	3.555	4.151	19.038	6.428	293.7	19:32	32:34.918
7	1	3:47.615	34.862	1:28.409	1:44.344	3.695	4.077	19.292	6.402	292.9	19:36	36:22.533
8	1	4:06.883B	35.981	1:29.009	2:01.893		4.116	19.221		296.1	19:40	40:29.416
9	2	6:30.141	3:14.026	1:28.916	1:47.199	3.449		19.302	6.281	296.9	19:46	46:59.557
10	2	3:44.896	34.597	1:26.909	1:43.390	3.445	4.060	19.303	5.973	295.3	19:50	50:44.453
11	2	3:45.621	34.548	1:26.244	1:44.829	3.512	4.055	20.606	6.356	297.7	19:54	54:30.074
12	2	3:54.745B	34.697	1:27.218	1:52.830		4.072	18.617		296.9	19:58	58:24.819
13	2	7:11.013	3:59.735	1:27.559	1:43.719	3.494		18.875	6.183	297.7	20:05	1:05:35.832
14	2	3:53.159B	34.652	1:26.895	1:51.612		4.099	20.138		296.1	20:09	1:09:28.991
15	2	9:14.211	5:59.588	1:28.843	1:45.780	3.454		20.744	6.204	293.7	20:18	1:18:43.202
16	2	3:44.221	34.713	1:27.332	1:42.176	3.416	4.089	18.354	6.009	293.7	20:22	1:22:27.423
17	2	3:56.127B	34.541	1:28.038	1:53.548		4.064	21.073		296.9	20:26	1:26:23.550
18	3	7:22.253	4:09.491	1:28.249	1:44.513	4.895		17.848	6.320	294.5	20:33	1:33:45.803
19	3	4:21.928B	40.808	1:36.734	2:04.386		5.957	21.165		261.4	20:38	1:38:07.731
20	3	18:49.022	...	1:28.180	1:41.520	3.436		18.319	5.999	298.5	20:56	1:56:56.753
21	3	3:41.863	34.481	1:26.520	1:40.862	3.450	4.067	18.336	5.791	296.1	21:00	2:00:38.616

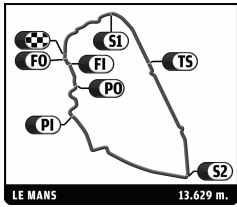
45 **Boutsen Ginion Racing** Oreca 03 - Nissan
 1.Bastien Briere 3.Shinji Nakano
 2.Jens Petersen LMP2

1	3	5:35.763B	1:09.537	2:00.318	2:25.908			23.292		186.5	19:05	5:35.763
2	3	4:37.313B	1:04.717	1:35.595	1:57.001			19.730		253.5	19:10	10:13.076
3	3	7:44.819	4:31.778	1:30.284	1:42.757	3.518		17.979	6.410	292.1	19:17	17:57.895
4	3	3:44.374	34.888	1:27.932	1:41.554	3.513	4.099	17.676	6.267	293.7	19:21	21:42.269
5	3	3:44.264	35.215	1:27.825	1:41.224	3.525	4.098	17.476	6.261	293.7	19:25	25:26.533
6	3	3:56.509B	36.911	1:27.652	1:51.946		4.084	17.454		291.4	19:29	29:23.042
7	3	8:18.549	4:58.251	1:33.108	1:47.190	3.585		18.427	7.548	289.8	19:37	37:41.591
8	3	3:43.763	34.691	1:27.069	1:42.003	3.421	4.092	17.503	6.345	292.9	19:41	41:25.354
9	3	3:55.565B	34.457	1:26.576	1:54.532		4.041	19.476		294.5	19:45	45:20.919
10	1	9:32.608	6:08.372	1:32.834	1:51.402	3.678		22.391	7.426	292.9	19:54	54:53.527
11	1	3:53.538	36.282	1:30.163	1:47.093	3.590	4.138	19.558	6.884	292.9	19:58	58:47.065
12	1	3:51.206	36.404	1:29.684	1:45.118	3.624	4.091	19.247	6.629	299.3	20:02	1:02:38.271
13	1	3:49.352	35.448	1:29.272	1:44.632	3.618	4.113	19.188	6.505	296.1	20:06	1:06:27.623
14	1	3:48.000	35.263	1:28.404	1:44.333	3.645	4.109	18.851	6.545	292.9	20:10	1:10:15.623
15	1	3:51.172	35.320	1:28.971	1:46.881	3.603	4.112	20.655	6.590	294.5	20:14	1:14:06.795
16	1	3:47.492	35.129	1:28.299	1:44.064	3.570	4.098	18.773	6.542	296.1	20:17	1:17:54.287
17	1	3:59.308B	35.521	1:29.224	1:54.563		4.085	19.607		299.3	20:21	1:21:53.595
18	2	8:07.699	4:51.800	1:30.470	1:45.429	3.562		18.359	7.830	289.8	20:30	1:30:01.294
19	2	3:48.674	35.682	1:28.599	1:44.393	3.624	4.135	18.471	6.574	296.1	20:33	1:33:49.968
20	2	3:46.896	35.668	1:28.321	1:42.907	3.646	4.149	17.892	6.301	292.1	20:37	1:37:36.864
21	2	3:46.188	34.970	1:27.696	1:43.522	3.548	4.150	18.476	6.502	296.1	20:41	1:41:23.052
22	2	3:48.236	35.186	1:28.093	1:44.957	3.614	4.112	19.676	6.415	292.9	20:45	1:45:11.288
23	2	3:44.463	35.039	1:27.481	1:41.943	3.614	4.129	17.643	6.307	293.7	20:48	1:48:55.751
24	2	3:46.578	35.457	1:28.019	1:43.102	3.565	4.116	17.877	6.360	293.7	20:52	1:52:42.329
25	2	3:46.995	35.256	1:28.581	1:43.158	3.632	4.123	17.924	6.573	296.9	20:56	1:56:29.324
26	2	3:56.380B	35.059	1:27.923	1:53.398		4.143	17.867		294.5	21:00	2:00:25.704



24 HEURES DU MANS

16-17 JUIN 2012



FIA WEC

80^e Edition des 24 Heures du Mans

Qualifying Practice Session 2

Sector Analysis

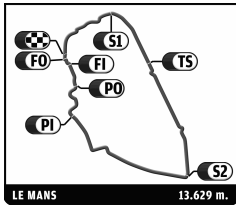
■ Personal Best ■ Session Best B Crossing the finish line in pit lane

Lap	D	Time	Sector 1	Sector 2	Sector 3	T6	T7	Porsche	Ford	T. Spd	Hour	Elapsed
46 Thiriet By TDS Racing			3.Christophe Tinseau			Oreca 03 - Nissan LMP2						
1.Mathias Beche												
2.Pierre Thiriet												
1	1	4:02.477	47.727	1:30.961	1:43.789	3.637		18.533	6.547	265.8	19:04	4:02.477
2	1	3:45.294	35.252	1:28.984	1:41.058	3.644	4.117	17.607	6.122	296.1	19:07	7:47.771
3	1	3:42.790	34.570	1:26.648	1:41.572	3.706	4.107	17.420	6.368	294.5	19:11	11:30.561
4	1	3:53.087 B	35.940	1:27.307	1:49.840		4.126	17.755		296.9	19:15	15:23.648
5	1	16:09.277	...	1:28.130	1:41.628	3.543		17.630	6.094	292.9	19:31	31:32.925
6	1	3:41.975	34.375	1:26.178	1:41.422	3.644	4.059	17.590	6.720	296.9	19:35	35:14.900
7	1	3:54.672 B	35.091	1:26.625	1:52.956		4.093	18.400		299.3	19:39	39:09.572
8	3	7:13.983	4:01.359	1:28.753	1:43.871	3.531		18.672	6.392	296.9	19:46	46:23.555
9	3	3:45.496	35.783	1:27.367	1:42.346	3.705	4.053	17.603	7.203	296.9	19:50	50:09.051
10	3	3:44.012	35.012	1:26.131	1:42.869	3.569	4.095	18.973	6.486	299.3	19:53	53:53.063
11	3	3:51.278 B	34.924	1:26.512	1:49.842		4.041	18.057		297.7	19:57	57:44.341
12	3	9:20.268	6:08.109	1:28.827	1:43.332	3.593		18.686	6.357	296.1	20:07	1:07:04.609
13	3	3:43.281	34.947	1:26.908	1:41.426	3.562	4.114	17.627	6.207	297.7	20:10	1:10:47.890
14	3	3:44.858	35.209	1:27.537	1:42.112	3.540	4.087	17.655	6.229	299.3	20:14	1:14:32.748
15	3	3:42.598	34.907	1:26.511	1:41.180	3.599	4.084	17.627	6.263	297.7	20:18	1:18:15.346
16	3	4:17.042 B	37.137	1:29.898	2:10.007		4.091	19.012		296.9	20:22	1:22:32.388
17	2	6:40.483	3:27.646	1:28.536	1:44.301	3.515		18.648	6.839	298.5	20:29	1:29:12.871
18	2	3:46.875	35.206	1:27.269	1:44.400	3.582	4.070	19.457	6.520	296.9	20:32	1:32:59.746
19	2	3:46.599	35.923	1:27.294	1:43.382	3.547	4.092	18.332	6.327	296.9	20:36	1:36:46.345
20	2	3:45.297	35.581	1:26.627	1:43.089	3.562	4.078	18.469	6.294	299.3	20:40	1:40:31.642
21	2	3:46.992	35.083	1:26.414	1:45.495	3.777	4.072	21.216	6.520	298.5	20:44	1:44:18.634
22	2	3:43.667	34.954	1:26.480	1:42.233	3.604	4.131	18.138	6.243	296.9	20:48	1:48:02.301
23	2	3:55.420 B	34.788	1:26.298	1:54.334		4.089	18.931		297.7	20:51	1:51:57.721
48 Murphy Prototypes			3.Brendon Hartley			Oreca 03 - Nissan LMP2						
1.Jody Firth												
2.Warren Hughes												
1	1	7:53.235	4:35.486	1:33.239	1:44.510	3.603		18.566	6.371	283.8	19:07	7:53.235
2	1	3:44.727	34.955	1:27.362	1:42.410	3.666	4.108	18.187	6.038	294.5	19:11	11:37.962
3	1	3:44.172	34.691	1:27.180	1:42.301	3.657	4.128	18.114	6.192	296.1	19:15	15:22.134
4	1	3:42.888	34.620	1:26.443	1:41.825	3.603	4.118	18.056	6.256	296.9	19:19	19:05.022
5	1	3:45.693	34.720	1:26.722	1:44.251	3.647	4.103	19.550	6.439	294.5	19:22	22:50.715
6	1	3:43.976	34.688	1:27.044	1:42.244	3.703	4.115	18.190	6.114	296.1	19:26	26:34.691
7	1	3:54.493 B	35.295	1:28.055	1:51.143		4.116	18.758		295.3	19:30	30:29.184
8	3	5:31.459	2:17.098	1:30.440	1:43.921	3.533		18.942	6.400	288.3	19:36	36:00.643
9	3	3:43.608	34.728	1:27.467	1:41.413	3.514	4.082	17.941	6.075	292.9	19:39	39:44.251
10	3	3:44.996	35.288	1:28.192	1:41.516	3.508	4.067	18.013	6.063	297.7	19:43	43:29.247
11	3	3:43.883	35.429	1:27.285	1:41.169	3.535	4.067	17.841	6.093	296.9	19:47	47:13.130
12	3	3:42.533	34.774	1:26.857	1:40.902	3.523	4.068	17.651	6.033	295.3	19:50	50:55.663
13	3	3:41.483	34.917	1:26.584	1:39.982	3.498	4.066	17.350	5.868	295.3	19:54	54:37.146
14	3	3:58.622 B	34.600	1:29.247	1:54.775		4.062	18.753		296.1	19:58	58:35.768
15	2	5:24.530	2:11.427	1:29.350	1:43.753	3.566		18.217	6.428	294.5	20:04	1:04:00.298
16	2	3:48.119	36.351	1:28.688	1:43.080	3.511	4.118	18.178	6.141	294.5	20:07	1:07:48.417
17	2	3:48.580	37.359	1:27.797	1:43.424	3.496	4.091	18.088	6.194	293.7	20:11	1:11:36.997
18	2	3:47.062	34.826	1:26.924	1:45.312	3.484	4.078	20.907	6.371	294.5	20:15	1:15:24.059
19	2	3:42.376	34.741	1:26.681	1:40.954	3.418	4.076	17.552	6.098	295.3	20:19	1:19:06.435
20	2	3:59.147 B	34.604	1:30.712	1:53.831		4.047	19.336		296.1	20:23	1:23:05.582
21	2	4:52.677	1:41.226	1:28.427	1:43.024	3.481		18.135	6.495	296.9	20:27	1:27:58.259
22	2	3:46.876	36.030	1:28.536	1:42.310	3.449	4.050	17.952	6.644	255.3	20:31	1:31:45.135
23	2	3:40.937	34.235	1:26.307	1:40.395	3.493	4.046	17.200	6.448	296.1	20:35	1:35:26.072
24	2	3:40.652	34.288	1:26.075	1:40.289	3.403	4.065	17.221	6.038	296.9	20:39	1:39:06.724
25	2	4:01.967 B	36.033	1:28.567	1:57.367		4.034	20.659		295.3	20:43	1:43:08.691



24 HEURES DU MANS

16-17 JUIN 2012



FIA WEC

80^e Edition des 24 Heures du Mans

Qualifying Practice Session 2

Sector Analysis

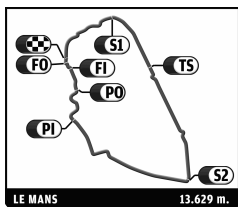
■ Personal Best ■ Session Best B Crossing the finish line in pit lane

Lap	D	Time	Sector 1	Sector 2	Sector 3	T6	T7	Porsche	Ford	T. Spd	Hour	Elapsed
49		Pecom Racing 1.Luis Perez Companc 2.Sohheil Ayari 3.Pierre Kaffer Oreca 03 - Nissan LMP2										
1	3	4:43.512	1:25.532	1:32.016	1:45.964	3.530		19.924	6.177	280.2	19:04	4:43.512
2	3	3:42.962	34.862	1:26.824	1:41.276	3.601	4.076	17.484	6.118	293.7	19:08	8:26.474
3	3	3:43.060	34.806	1:26.998	1:41.256	3.506	4.103	17.640	6.043	293.7	19:12	12:09.534
4	3	3:59.011 B	35.790	1:28.173	1:55.048		4.074	19.184		292.1	19:16	16:08.545
5	3	10:04.754	6:39.978	1:31.778	1:52.998	3.414		21.216	6.482	283.8	19:26	26:13.299
6	3	3:40.022	34.140	1:26.105	1:39.777	3.460	4.034	17.179	5.876	292.9	19:29	29:53.321
7	3	3:47.977	36.273	1:28.750	1:42.954	3.435	4.053	18.409	6.689	294.5	19:33	33:41.298
8	3	3:40.066	34.126	1:26.184	1:39.756	3.475	4.040	17.032	5.798	296.1	19:37	37:21.364
9	3	3:53.835 B	34.277	1:26.542	1:53.016		4.059	19.241		294.5	19:41	41:15.199
10	2	9:06.422	5:55.500	1:28.456	1:42.466	3.499		17.800	6.575	293.7	19:50	50:21.621
11	2	4:13.646 B	34.568	1:25.886	2:13.192		4.074	16.988		296.1	19:54	54:35.267
12	2	14:32.931	...	1:27.688	1:44.559	3.592		19.349	6.468	292.1	20:09	1:09:08.198
13	2	3:42.582	34.557	1:26.567	1:41.458	3.727	4.100	17.375	6.006	295.3	20:12	1:12:50.780
14	2	4:38.294 B	35.108	1:26.283	2:36.903		4.142	1:01.089		296.1	20:17	1:17:29.074
15	2	10:11.787	6:58.839	1:28.169	1:44.779	3.566		20.165	6.348	296.9	20:27	1:27:40.861
16	2	3:39.711	34.327	1:25.866	1:39.518	3.550	4.107	16.688	5.952	294.5	20:31	1:31:20.572
17	2	3:48.514	35.151	1:29.397	1:43.966	3.558	4.089	18.354	6.217	292.9	20:35	1:35:09.086
18	2	3:43.724	34.549	1:25.873	1:43.302	3.581	4.092	17.841	6.150	295.3	20:38	1:38:52.810
19	2	3:52.093 B	35.290	1:26.276	1:50.527		4.100	18.181		294.5	20:42	1:42:44.903
20	1	6:01.536	2:48.499	1:29.069	1:43.968	3.601		18.120	6.737	298.5	20:48	1:48:46.439
21	1	3:47.028	35.600	1:27.414	1:44.014	3.558	4.114	17.887	7.026	296.9	20:52	1:52:33.467
22	1	3:46.305	35.521	1:27.684	1:43.100	3.579	4.095	17.726	6.614	297.7	20:56	1:56:19.772
23	1	3:45.105	35.448	1:27.109	1:42.548	3.553	4.102	17.752	6.537	299.3	21:00	2:00:04.877
50		Larbre Competition 1.Patrick Bornhauser 2.Julien Canal 3.Pedro Lamy Chevrolet Corvette C6 ZR1 LMGTE Am										
1	3	53:33.059 B	...	1:38.525	2:03.612			21.787		254.7	19:53	53:33.059
2	3	7:35.028	4:04.797	1:36.382	1:53.849	3.885		22.079	6.962	275.2	20:01	1:01:08.087
3	3	4:08.442	38.785	1:36.350	1:53.307	3.801	4.434	21.795	6.497	276.6	20:05	1:05:16.529
4	3	4:14.670 B	38.590	1:34.535	2:01.545		4.402	21.811		282.3	20:09	1:09:31.199
5	1	19:57.011 B	...	1:39.501	2:13.921			25.295		271.1	20:29	1:29:28.210
6	1	7:49.077	4:11.300	1:39.177	1:58.600	3.828		22.913	7.192	245.0	20:37	1:37:17.287
7	1	4:07.234	38.856	1:35.321	1:53.057	3.899	4.402	21.643	6.784	280.2	20:41	1:41:24.521
8	1	4:05.426	38.590	1:34.750	1:52.086	3.870	4.427	21.387	6.808	281.6	20:45	1:45:29.947
9	1	4:06.468	38.708	1:34.827	1:52.933	3.865	4.432	21.621	6.833	279.4	20:49	1:49:36.415
10	1	4:15.799	38.909	1:41.084	1:55.806	3.915	4.410	22.350	7.272	280.9	20:53	1:53:52.214
11	1	4:16.250 B	38.903	1:35.119	2:02.228		4.440	22.516		278.7	20:58	1:58:08.464
55		JWA-Avila 1.Joël Camathias 2.Markus Pahtala 3.Paul Daniels Porsche 911 RSR (997) LMGTE Am										
1	2	12:59.098 B	9:02.822	1:43.753	2:12.523			24.127		211.7	19:12	12:59.098
2	2	9:53.542	6:18.077	1:38.519	1:56.946	3.944		23.601	6.974	259.5	19:22	22:52.640
3	2	4:08.837	39.057	1:35.669	1:54.111	3.913	4.495	22.204	6.910	282.3	19:27	27:01.477
4	2	4:07.277	38.551	1:35.201	1:53.525	3.819	4.487	21.795	6.943	279.4	19:31	31:08.754
5	2	4:07.134	39.093	1:34.887	1:53.154	3.837	4.443	21.818	6.845	284.5	19:35	35:15.888
6	2	4:28.820 B	39.905	1:39.038	2:09.877		4.452	24.627		281.6	19:39	39:44.708
7	2	11:55.409	8:24.275	1:36.366	1:54.768	3.881		22.202	7.229	275.9	19:51	51:40.117
8	2	4:16.361 B	39.246	1:34.923	2:02.192		4.478	21.991		280.9	19:55	55:56.478
9	3	9:01.219	5:22.408	1:38.957	1:59.854	4.009		24.884	7.282	278.0	20:04	1:04:57.697
10	3	4:18.650	40.640	1:37.499	2:00.511	4.111	4.505	25.577	7.543	273.8	20:09	1:09:16.347
11	3	4:16.116	40.842	1:37.038	1:58.236	4.032	4.537	23.945	7.334	280.2	20:13	1:13:32.463
12	3	4:13.448	40.309	1:36.247	1:56.892	3.994	4.507	23.673	7.196	283.8	20:17	1:17:45.911
13	3	4:17.363	40.248	1:37.650	1:59.465	4.018	4.503	24.879	7.271	283.8	20:22	1:22:03.274



24 HEURES DU MANS

16-17 JUN 2012



FIA WEC

80^e Edition des 24 Heures du Mans

Qualifying Practice Session 2

Sector Analysis

Lap	D	Time	Sector 1	Sector 2	Sector 3	T6	T7	Porsche	Ford	T. Spd	Hour	Elapsed
14	3	4:29.157 B	40.290	1:38.332	2:10.535		4.504	24.840		283.8	20:26	1:26:32.431
15	1	6:17.443	2:47.311	1:36.036	1:54.096	3.856		22.228	6.751	279.4	20:32	1:32:49.874
16	1	4:07.398	39.080	1:35.178	1:53.140	3.817	4.477	22.048	6.654	280.2	20:36	1:36:57.272
17	1	4:17.152 B	39.366	1:35.630	2:02.156		4.451	22.058		283.1	20:41	1:41:14.424
18	1	6:27.889	2:57.637	1:36.805	1:53.447	3.812		21.753	7.085	277.3	20:47	1:47:42.313
19	1	4:07.872	38.612	1:36.600	1:52.660	3.804	4.438	21.790	6.794	283.8	20:51	1:51:50.185
20	1	4:04.593	38.810	1:34.555	1:51.228	3.742	4.424	21.476	6.552	285.3	20:55	1:55:54.778
21	1	4:03.661	38.550	1:33.899	1:51.212	3.742	4.404	21.451	6.564	286.0	20:59	1:59:58.439
22	1	4:21.938 B	38.369	1:35.025	2:08.544		4.398	22.666		284.5	21:04	2:04:20.377

■ Personal Best ■ Session Best B Crossing the finish line in pit lane

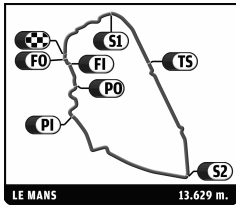
57		Krohn Racing	3.Michele Rugolo		Ferrari 458 Italia LMGT Am							
		1.Tracy Krohn										
		2.Niclas Jonsson										
1	1	5:57.975 B	1:31.379	1:59.561	2:27.035			27.145		199.0	19:05	5:57.975
2	1	11:00.196	7:02.236	1:50.823	2:07.137	4.155		25.547	7.339	232.5	19:16	16:58.171
3	1	4:41.844	44.445	1:46.744	2:10.655	4.108	4.793	26.482	7.988	237.0	19:21	21:40.015
4	1	5:05.999 B	42.438	1:42.982	2:40.579		4.531	24.679		269.1	19:26	26:46.014
5	1	9:27.147	5:47.385	1:40.170	1:59.592	3.903		23.502	7.134	275.2	19:36	36:13.161
6	1	4:12.491	40.302	1:37.291	1:54.898	3.910	4.484	22.753	6.730	278.7	19:40	40:25.652
7	1	4:10.337	39.596	1:36.129	1:54.612	3.819	4.478	22.766	6.679	281.6	19:44	44:35.989
8	1	4:11.434	39.940	1:36.355	1:55.139	3.848	4.442	22.775	6.808	278.7	19:48	48:47.423
9	1	4:13.037	39.344	1:35.876	1:57.817	3.852	4.454	23.084	6.803	279.4	19:53	53:00.460
10	1	4:23.671 B	39.367	1:37.179	2:07.125		4.441	23.079		280.9	19:57	57:24.131
11	1	15:58.414 B	...	1:41.396	2:07.608			24.596		278.0	20:13	1:13:22.545
12	1	7:26.507	3:52.334	1:37.430	1:56.743	3.895		23.359	8.021	282.3	20:20	1:20:49.052
13	1	4:12.656	39.267	1:36.478	1:56.911	3.985	4.469	23.385	7.154	282.3	20:25	1:25:01.708
14	1	4:10.852	39.981	1:35.737	1:55.134	3.821	4.487	22.493	6.893	284.5	20:29	1:29:12.560
15	1	4:08.030	38.852	1:35.255	1:53.923	3.788	4.434	22.761	6.633	284.5	20:33	1:33:20.590
16	1	4:08.100	39.274	1:35.455	1:53.371	3.868	4.424	22.492	6.566	283.1	20:37	1:37:28.690
17	1	4:06.590	38.830	1:34.984	1:52.776	3.815	4.450	22.194	6.470	283.8	20:41	1:41:35.280
18	1	4:16.074 B	39.003	1:35.202	2:01.869		4.424	22.815		282.3	20:45	1:45:51.354
19	3	5:55.016	2:16.485	1:36.083	2:02.448	3.884		23.852	6.821	281.6	20:51	1:51:46.370
20	3	4:05.802	38.535	1:34.563	1:52.704	3.868	4.451	21.641	6.903	283.8	20:55	1:55:52.172
21	3	4:04.075	38.458	1:34.315	1:51.302	3.799	4.443	21.105	6.465	280.9	20:59	1:59:56.247
22	3	4:14.919 B	38.050	1:33.842	2:03.027		4.408	23.128		285.3	21:04	2:04:11.166

58		Luxury Racing	3.Gunnar Jeannette		Ferrari 458 Italia LMGT Am							
		1.Pierre Ehret										
		2.Franck Montecalvo										
1	2	8:07.645	4:32.835	1:40.046	1:54.764	3.916		22.220	6.944	257.7	19:08	8:07.645
2	2	4:09.627	39.536	1:36.711	1:53.380	3.859	4.492	21.713	6.798	277.3	19:12	12:17.272
3	2	4:08.734	39.757	1:35.377	1:53.600	3.873	4.450	22.292	7.065	283.1	19:16	16:26.006
4	2	4:07.191	39.146	1:35.418	1:52.627	3.928	4.457	21.545	6.830	282.3	19:20	20:33.197
5	2	4:06.766	38.910	1:35.302	1:52.554	3.865	4.472	21.413	6.833	280.9	19:24	24:39.963
6	2	4:07.281	38.867	1:34.992	1:53.422	3.801	4.444	21.647	7.184	279.4	19:28	28:47.244
7	2	4:06.493	38.760	1:34.930	1:52.803	3.914	4.414	21.469	6.736	281.6	19:32	32:53.737
8	2	4:05.466	38.638	1:34.322	1:52.506	3.822	4.463	21.311	6.872	283.1	19:36	36:59.203
9	2	4:05.104	38.735	1:34.762	1:51.607	3.754	4.428	21.280	6.782	283.8	19:41	41:04.307
10	2	4:06.699	38.744	1:34.247	1:53.708	3.881	4.396	22.096	7.181	282.3	19:45	45:11.006
11	2	4:19.474 B	39.099	1:35.555	2:04.820		4.441	21.958		280.2	19:49	49:30.480
12	1	6:28.130	2:52.883	1:39.897	1:55.350	3.862		21.965	7.128	245.0	19:55	55:58.610
13	1	4:06.555	38.945	1:35.387	1:52.223	3.805	4.478	21.414	6.410	281.6	20:00	1:00:05.165
14	1	4:05.715	38.970	1:35.106	1:51.639	3.763	4.449	21.258	6.426	282.3	20:04	1:04:10.880
15	1	4:05.815	38.474	1:34.936	1:52.405	3.818	4.427	21.445	6.819	281.6	20:08	1:08:16.695
16	1	4:10.276	38.688	1:38.747	1:52.841	3.897	4.444	21.451	6.985	285.3	20:12	1:12:26.971
17	1	4:07.741	39.323	1:35.068	1:53.350	3.958	4.482	21.164	7.709	283.8	20:16	1:16:34.712
18	1	4:07.230	39.704	1:35.260	1:52.266	3.811	4.504	21.288	6.567	280.9	20:20	1:20:41.942
19	1	4:22.553 B	38.837	1:35.232	2:08.484		4.443	23.225		282.3	20:25	1:25:04.495
20	3	8:45.834	5:18.909	1:34.871	1:52.054	3.758		21.320	6.573	281.6	20:33	1:33:50.329



24 HEURES DU MANS

16-17 JUIN 2012



FIA WEC

80^e Edition des 24 Heures du Mans

Qualifying Practice Session 2

Sector Analysis

■ Personal Best ■ Session Best B Crossing the finish line in pit lane

Lap	D	Time	Sector 1	Sector 2	Sector 3	T6	T7	Porsche	Ford	T. Spd	Hour	Elapsed
21	3	4:10.614 B	37.988	1:33.872	1:58.754		4.403	20.807		281.6	20:38	1:38:00.943
22	3	8:12.190	4:42.891	1:35.435	1:53.864	3.671		21.478	6.451	280.9	20:46	1:46:13.133
23	3	3:59.072	37.599	1:32.434	1:49.039	3.657	4.372	20.547	6.079	289.0	20:50	1:50:12.205
24	3	3:58.800	37.544	1:32.308	1:48.948	3.621	4.382	20.402	5.943	286.8	20:54	1:54:11.005
25	3	4:17.604 B	38.948	1:33.913	2:04.743		4.354	21.390		284.5	20:58	1:58:28.609

59 **Luxury Racing** Ferrari 458 Italia
 1. Frédéric Makowiecki 3. Dominik Farnbacher LMGTE Pro
 2. Jaime Melo

1	2	26:15.779	...	1:35.089	1:49.260	3.638		20.709	6.228	285.3	19:26	26:15.779
2	2	3:58.348	37.208	1:32.613	1:48.527	3.584	4.332	20.490	6.160	284.5	19:30	30:14.127
3	2	4:13.826 B	39.013	1:35.637	1:59.176		4.308	21.793		285.3	19:34	34:27.953
4	3	27:32.626	...	1:36.621	1:51.368	3.659		21.287	6.615	273.8	20:02	1:02:00.579
5	3	4:02.279	38.231	1:34.108	1:49.940	3.658	4.359	20.989	6.304	292.1	20:06	1:06:02.858
6	3	4:07.428 B	37.967	1:32.894	1:56.567		4.355	20.856		288.3	20:10	1:10:10.286
7	1	6:15.912 B	2:43.739	1:32.236	1:59.937			20.775		289.0	20:16	1:16:26.198
8	1	7:21.689	3:59.957	1:32.833	1:48.899	3.543		20.545	6.126	290.6	20:23	1:23:47.887
9	1	3:55.393	37.056	1:30.822	1:47.515	3.587	4.278	20.518	5.842	290.6	20:27	1:27:43.280
10	1	4:16.005 B	38.785	1:36.263	2:00.957		4.291	21.373		240.1	20:31	1:31:59.285
11	1	8:30.019	5:08.089	1:32.758	1:49.172	3.545		20.539	6.011	288.3	20:40	1:40:29.304
12	1	3:57.226	36.818	1:31.100	1:49.308	3.532	4.306	21.138	5.924	292.1	20:44	1:44:26.530
13	1	4:07.128 B	36.737	1:33.285	1:57.106		4.291	20.959		289.0	20:48	1:48:33.658
14	3	7:19.244	3:50.811	1:37.894	1:50.539	3.626		21.295	6.289	286.0	20:55	1:55:52.902
15	3	4:00.916	38.027	1:32.902	1:49.987	3.689	4.354	20.710	6.440	288.3	20:59	1:59:53.818
16	3	4:08.390 B	38.040	1:32.631	1:57.719		4.379	20.941		286.8	21:04	2:04:02.208

61 **AF Corse-Waltrip** Ferrari 458 Italia
 1. Robert Kauffman 3. Brian Vickers LMGTE Am
 2. Rui Aguas

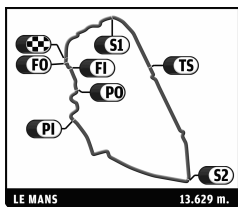
1	2	4:48.911	1:03.140	1:43.180	2:02.591	4.086		24.677	7.754	209.7	19:04	4:48.911
2	2	4:19.311	40.137	1:44.903	1:54.271	3.874	4.503	21.850	6.772	206.5	19:09	9:08.222
3	2	4:05.361	38.449	1:34.995	1:51.917	3.627	4.447	21.339	6.443	283.1	19:13	13:13.583
4	2	4:02.491	37.921	1:34.099	1:50.471	3.608	4.334	21.031	6.314	285.3	19:17	17:16.074
5	2	4:07.368	37.886	1:33.254	1:56.228	5.698	4.326	20.688	10.534	288.3	19:21	21:23.442
6	2	4:27.056 B	47.935	1:37.737	2:01.384		6.122	21.684		271.8	19:25	25:50.498
7	1	7:30.172	3:46.586	1:43.285	2:00.301	4.127		24.446	7.268	256.5	19:33	33:20.670
8	1	4:23.433	42.697	1:38.557	2:02.179	4.333	4.508	24.593	8.832	284.5	19:37	37:44.103
9	1	4:16.574	40.336	1:37.719	1:58.519	4.066	4.550	24.088	7.063	281.6	19:42	42:00.677
10	1	4:17.943	40.436	1:37.401	2:00.106	4.054	4.481	23.567	7.111	286.0	19:46	46:18.620
11	1	4:17.361	40.031	1:37.933	1:59.397	4.066	4.484	23.383	6.927	284.5	19:50	50:35.981
12	1	4:20.567	40.315	1:37.348	2:02.904	4.345	4.485	24.778	7.994	283.1	19:54	54:56.548
13	1	4:40.822 B	41.658	1:38.712	2:20.452		4.565	24.046		280.9	19:59	59:37.370
14	3	7:29.969	3:55.536	1:38.176	1:56.257	3.840		22.948	7.133	280.9	20:07	1:07:07.339
15	3	4:11.069	39.112	1:37.327	1:54.630	3.869	4.440	22.538	6.941	281.6	20:11	1:11:18.408
16	3	4:07.533	38.684	1:34.799	1:54.050	3.759	4.438	22.690	6.799	283.8	20:15	1:15:25.941
17	3	4:06.670	38.218	1:34.599	1:53.853	3.720	4.396	22.081	6.742	283.8	20:19	1:19:32.611
18	3	4:05.495	38.219	1:34.403	1:52.873	3.701	4.390	21.691	6.615	283.1	20:23	1:23:38.106
19	3	4:03.978	37.974	1:34.115	1:51.889	3.751	4.372	21.430	6.603	283.1	20:27	1:27:42.084
20	3	4:03.773	37.844	1:33.688	1:52.241	3.692	4.387	21.481	6.827	283.1	20:31	1:31:45.857
21	3	4:13.059 B	38.367	1:34.048	2:00.644		4.355	21.871		283.1	20:35	1:35:58.916
22	2	5:56.467	2:30.644	1:35.001	1:50.822	3.613		21.215	6.471	282.3	20:41	1:41:55.383
23	2	4:00.691	37.732	1:33.369	1:49.590	3.615	4.336	20.831	6.150	284.5	20:45	1:45:56.074
24	2	4:01.712	37.659	1:33.365	1:50.688	3.562	4.326	21.018	6.264	286.0	20:49	1:49:57.786
25	2	4:06.290	37.468	1:33.689	1:55.133	4.558	4.304	23.360	6.369	284.5	20:54	1:54:04.076
26	2	4:22.769 B	43.993	1:38.576	2:00.200		5.326	21.207		213.8	20:58	1:58:26.845

66 **JMW Motorsport** Ferrari 458 Italia
 1. James Walker 3. Roger Wills LMGTE Pro
 2. Jonny Cocker



24 HEURES DU MANS

16-17 JUIN 2012



FIA WEC

80^e Edition des 24 Heures du Mans

Qualifying Practice Session 2

Sector Analysis

■ Personal Best ■ Session Best B Crossing the finish line in pit lane

Lap	D	Time	Sector 1	Sector 2	Sector 3	T6	T7	Porsche	Ford	T. Spd	Hour	Elapsed
1	1	20:56.186	...	1:38.368	1:53.137	3.914		21.839	6.618	270.4	19:20	20:56.186
2	1	4:20.118B	39.142	1:36.294	2:04.682		4.446	21.130		283.8	19:25	25:16.304
3	1	15:49.678	...	1:39.409	1:52.224	3.798		21.305	6.583	280.2	19:41	41:05.982
4	1	4:08.806	38.217	1:33.698	1:56.891	3.811	4.411	21.783	9.202	283.8	19:45	45:14.788
5	1	4:21.174B	38.089	1:34.136	2:08.949		4.407	21.378		284.5	19:49	49:35.962
6	2	25:07.422	...	1:37.170	1:53.142	3.773		21.274	6.404	280.2	20:14	1:14:43.384
7	2	4:13.197B	38.231	1:35.092	1:59.874		4.413	21.705		281.6	20:18	1:18:56.581
8	2	8:20.399	4:52.605	1:36.939	1:50.855	3.707		20.694	6.205	263.3	20:27	1:27:16.980
9	2	3:59.638	37.645	1:33.208	1:48.785	3.775	4.372	20.310	5.993	282.3	20:31	1:31:16.618
10	2	4:47.819B	47.154	1:49.750	2:10.915		4.392	24.299		208.5	20:36	1:36:04.437

67

Imsa Performance Matmut

1.Nicolas Armindo
2.Raymond Narac

3.Anthony Pons

Porsche 911 RSR (997)

LMGTE Am

1	3	11:26.751B	7:14.768	1:50.659	2:21.324			26.650		228.1	19:11	11:26.751
2	3	6:04.890	2:16.442	1:44.183	2:04.265	4.221		25.040	7.492	252.3	19:17	17:31.641
3	3	4:33.942B	41.705	1:40.327	2:11.910		4.611	23.717		264.6	19:22	22:05.583
4	3	7:53.717	4:10.507	1:42.081	2:01.129	4.471		23.946	8.660	270.4	19:29	29:59.300
5	3	4:15.104	40.992	1:37.337	1:56.775	3.899	4.627	23.645	6.980	264.6	19:34	34:14.404
6	3	4:21.594B	39.774	1:36.992	2:04.828		4.481	23.309		279.4	19:38	38:35.998
7	2	6:15.998	2:41.464	1:36.554	1:57.980	3.817		22.136	6.487	280.2	19:44	44:51.996
8	2	4:05.735	38.703	1:34.685	1:52.347	3.697	4.432	21.746	6.328	283.1	19:48	48:57.731
9	2	4:03.800	38.364	1:33.945	1:51.491	3.682	4.386	21.437	6.318	283.8	19:53	53:01.531
10	2	4:16.909B	38.675	1:35.619	2:02.615		4.369	22.175		280.9	19:57	57:18.440
11	2	6:06.161	2:38.228	1:35.360	1:52.573	3.721		21.538	6.473	278.0	20:03	1:03:24.601
12	2	4:03.247	38.028	1:33.865	1:51.354	3.797	4.393	21.318	6.316	282.3	20:07	1:07:27.848
13	2	4:17.486B	38.119	1:34.926	2:04.441		4.432	21.443		280.2	20:11	1:11:45.334
14	3	5:57.732	2:25.660	1:36.990	1:55.082	3.829		23.036	6.710	278.0	20:17	1:17:43.066
15	3	4:13.887	39.788	1:36.871	1:57.228	3.925	4.452	23.973	7.309	281.6	20:21	1:21:56.953
16	3	4:12.143	40.718	1:36.425	1:55.000	3.799	4.480	23.015	6.642	280.9	20:26	1:26:09.096
17	3	4:09.820	39.553	1:36.016	1:54.251	3.813	4.430	22.684	6.495	280.9	20:30	1:30:18.916
18	3	4:18.992B	39.471	1:36.414	2:03.107		4.433	23.053		279.4	20:34	1:34:37.908
19	1	5:14.523B	1:41.241	1:34.431	1:58.851			21.013		280.2	20:39	1:39:52.431
20	1	4:59.543	1:35.281	1:33.257	1:51.005	3.824		20.668	7.202	282.3	20:44	1:44:51.974
21	1	4:00.829	38.079	1:33.343	1:49.407	3.709	4.461	20.572	5.931	283.1	20:48	1:48:52.803
22	1	4:05.700	37.915	1:34.457	1:53.328	3.678	4.408	21.402	6.182	286.0	20:52	1:52:58.503
23	1	4:02.729	37.797	1:33.725	1:51.207	3.700	4.400	21.322	6.008	286.0	20:57	1:57:01.232
24	1	4:14.424B	38.432	1:34.695	2:01.297		4.407	21.522		281.6	21:01	2:01:15.656

70

Larbre Competition

1.Jean-Philippe Belloc
2.Christophe Bourret

3.Pascal Gibon

Chevrolet Corvette C6 ZR1

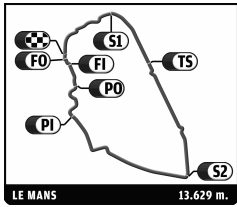
LMGTE Am

1	1	7:18.474B	2:51.371	2:01.565	2:25.538			27.474		192.0	19:07	7:18.474
2	1	6:39.578	2:58.510	1:42.538	1:58.530	3.989		23.278	7.659	263.9	19:13	13:58.052
3	1	4:19.141	40.078	1:40.882	1:58.181	3.996	4.470	23.075	8.394	269.1	19:18	18:17.193
4	1	4:19.760B	40.199	1:37.072	2:02.489		4.460	22.084		278.7	19:22	22:36.953
5	1	7:01.729	3:29.205	1:37.716	1:54.808	3.793		22.963	6.804	270.4	19:29	29:38.682
6	1	4:04.015	37.972	1:34.675	1:51.368	3.765	4.380	21.238	6.722	279.4	19:33	33:42.697
7	1	4:08.500	39.130	1:37.875	1:51.495	3.794	4.362	21.076	6.750	263.3	19:37	37:51.197
8	1	4:02.969	37.971	1:34.135	1:50.863	3.750	4.369	20.936	6.597	280.9	19:41	41:54.166
9	1	4:21.739B	39.374	1:35.642	2:06.723		4.354	22.998		279.4	19:46	46:15.905
10	2	7:04.026	3:23.193	1:41.193	1:59.640	4.052		23.989	7.452	263.3	19:53	53:19.931
11	2	4:15.376	40.458	1:38.234	1:56.684	3.981	4.494	22.832	7.290	281.6	19:57	57:35.307
12	2	4:21.747	39.844	1:39.128	2:02.775	4.097	4.470	27.124	7.764	278.0	20:01	1:01:57.054
13	2	4:14.030	40.152	1:37.940	1:55.938	3.992	4.491	22.608	7.218	280.2	20:06	1:06:11.084
14	2	4:15.107	39.543	1:38.540	1:57.024	4.017	4.464	22.851	7.258	278.7	20:10	1:10:26.191
15	2	4:37.053B	42.627	1:40.779	2:13.647		4.470	26.953		269.1	20:15	1:15:03.244
16	2	6:53.152	3:07.976	1:41.419	2:03.757	4.235		24.891	7.918	273.2	20:21	1:21:56.396
17	2	4:23.321	42.697	1:39.304	2:01.320	4.131	4.553	24.468	7.989	276.6	20:26	1:26:19.717



24 HEURES DU MANS

16-17 JUIN 2012



FIA WEC

80^e Edition des 24 Heures du Mans

Qualifying Practice Session 2

Sector Analysis

■ Personal Best ■ Session Best B Crossing the finish line in pit lane

Lap	D	Time	Sector 1	Sector 2	Sector 3	T6	T7	Porsche	Ford	T. Spd	Hour	Elapsed
18	2	4:22.271	41.537	1:39.378	2:01.356	4.077	4.513	24.568	7.823	263.9	20:30	1:30:41.988
19	2	4:25.946	41.598	1:39.667	2:04.681	4.371	4.501	24.719	9.019	275.2	20:35	1:35:07.934
20	2	4:34.743 B	42.510	1:41.053	2:11.180		4.625	24.344		267.1	20:39	1:39:42.677
21	1	7:48.076	4:11.507	1:37.365	1:59.204	3.904		24.229	7.009	277.3	20:47	1:47:30.753
22	1	4:18.226	39.839	1:36.987	2:01.400	4.331	4.470	24.903	7.908	280.2	20:51	1:51:48.979
23	1	5:52.573 B	44.053	2:03.894	3:04.626		4.587	34.342		232.0	20:57	1:57:41.552

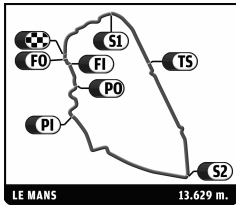
71		AF Corse					Ferrari 458 Italia					
		1. Andrea Bertolini	3. Marco Cioci	5. Giancarlo Fisichella		LMGTE Pro						
		2. Olivier Beretta	4. Gianmaria Bruni	6. Toni Vilander								
1	3	4:56.162	1:02.571	1:48.382	2:05.209	3.798		23.622	6.816	213.4	19:04	4:56.162
2	3	4:03.899	38.323	1:34.850	1:50.726	3.742	4.401	21.399	6.317	254.7	19:09	9:00.061
3	3	4:00.794	38.003	1:32.953	1:49.838	3.689	4.378	21.084	6.461	289.0	19:13	13:00.855
4	3	3:59.072	37.705	1:32.523	1:48.844	3.619	4.347	20.732	6.072	289.0	19:16	16:59.927
5	3	4:13.604 B	38.087	1:33.649	2:01.868		4.315	21.887		288.3	19:21	21:13.531
6	3	7:47.322	4:16.980	1:36.641	1:53.701	3.939		22.730	6.488	258.3	19:29	29:00.853
7	3	4:00.875	37.866	1:32.424	1:50.585	3.644	4.447	21.148	6.047	282.3	19:33	33:01.728
8	3	3:58.960	37.239	1:32.522	1:49.199	3.748	4.332	20.667	6.202	289.8	19:37	37:00.688
9	3	4:00.774	37.747	1:33.531	1:49.496	3.721	4.371	20.938	6.300	289.8	19:41	41:01.462
10	3	4:13.486 B	37.662	1:32.717	2:03.107		4.367	21.761		289.0	19:45	45:14.948
11	1	6:36.279	3:08.476	1:35.585	1:52.218	3.766		21.812	6.753	265.8	19:51	51:51.227
12	1	4:03.859	38.553	1:33.776	1:51.530	3.677	4.395	21.451	6.454	289.0	19:55	55:55.086
13	1	4:02.559	38.647	1:33.203	1:50.709	3.728	4.358	21.618	6.333	287.5	19:59	59:57.645
14	1	4:01.093	37.848	1:32.960	1:50.285	3.811	4.383	21.441	6.187	287.5	20:03	1:03:58.738
15	1	4:00.621	38.064	1:32.684	1:49.873	3.754	4.406	21.059	6.291	291.4	20:07	1:07:59.359
16	1	4:02.049	38.484	1:32.603	1:50.962	3.688	4.387	21.503	6.343	290.6	20:12	1:12:01.408
17	1	4:00.478	37.623	1:32.801	1:50.054	3.656	4.357	21.200	6.221	291.4	20:16	1:16:01.886
18	1	3:59.922	37.889	1:32.423	1:49.610	3.732	4.345	20.994	6.146	289.0	20:20	1:20:01.808
19	1	3:59.437	37.643	1:32.558	1:49.236	3.644	4.370	20.887	6.160	289.8	20:24	1:24:01.245
20	1	4:14.426 B	38.928	1:33.942	2:01.556		4.331	22.762		289.0	20:28	1:28:15.671
21	2	5:44.943	2:16.911	1:36.320	1:51.712	3.753		21.758	6.592	289.0	20:34	1:34:00.614
22	2	4:04.457	37.908	1:35.066	1:51.483	3.788	4.390	21.604	6.493	288.3	20:38	1:38:05.071
23	2	4:01.271	38.061	1:32.979	1:50.231	3.740	4.402	20.885	6.301	290.6	20:42	1:42:06.342
24	2	4:17.114 B	38.075	1:32.260	2:06.779		4.376	21.706		292.1	20:46	1:46:23.456
25	2	7:50.326	4:24.713	1:34.461	1:51.152	3.683		21.382	6.382	288.3	20:54	1:54:13.782
26	2	4:01.804	37.879	1:33.369	1:50.556	3.732	4.347	21.165	6.456	292.1	20:58	1:58:15.586
27	2	4:01.801	37.809	1:32.724	1:51.268	3.699	4.376	21.527	6.303	289.0	21:02	2:02:17.387

73		Corvette Racing					Chevrolet Corvette C6 ZR1					
		1. Jordan Taylor	3. Jan Magnussen		LMGTE Pro							
		2. Antonio Garcia										
1	3	4:23.277 B	44.719	1:37.762	2:00.796			22.065		251.8	19:04	4:23.277
2	3	6:37.091	3:09.769	1:34.709	1:52.613	3.774		22.447	6.631	280.2	19:11	11:00.368
3	3	4:04.939	39.830	1:35.238	1:49.871	3.790	4.386	20.563	6.494	278.7	19:15	15:05.307
4	3	4:00.480	37.721	1:33.224	1:49.535	3.845	4.383	20.372	6.441	282.3	19:19	19:05.787
5	3	3:59.433	37.541	1:32.830	1:49.062	3.746	4.420	20.332	6.529	283.1	19:23	23:05.220
6	3	4:06.935 B	37.672	1:33.120	1:56.143		4.365	20.621		283.1	19:27	27:12.155
7	3	13:30.643	...	1:33.831	1:50.311	3.756		20.489	7.092	283.1	19:40	40:42.798
8	3	4:06.166	37.620	1:32.723	1:55.823	3.760	4.401	21.298	6.391	283.8	19:44	44:48.964
9	3	4:01.769	37.923	1:33.584	1:50.262	3.747	4.395	20.569	6.504	281.6	19:48	48:50.733
10	3	4:12.201 B	38.839	1:33.455	1:59.907		4.363	21.092		283.8	19:53	53:02.934
11	1	13:38.325	...	1:38.181	1:53.945	3.812		21.673	6.647	257.1	20:06	1:06:41.259
12	1	4:03.811	39.201	1:33.635	1:50.975	3.796	4.445	21.099	6.387	282.3	20:10	1:10:45.070
13	1	4:04.506	38.258	1:33.528	1:52.720	3.805	4.412	22.620	6.440	282.3	20:14	1:14:49.576
14	1	4:03.219	38.763	1:33.563	1:50.893	3.756	4.427	21.142	6.362	284.5	20:18	1:18:52.795
15	1	4:02.626	37.941	1:33.679	1:51.006	3.795	4.388	21.010	6.394	281.6	20:22	1:22:55.421
16	1	4:02.068	37.817	1:33.353	1:50.898	3.751	4.398	21.132	6.404	281.6	20:26	1:26:57.489
17	1	4:02.110	37.931	1:33.396	1:50.783	3.738	4.396	21.134	6.403	281.6	20:30	1:30:59.599
18	1	4:13.444 B	37.883	1:33.440	2:02.121		4.392	21.783		281.6	20:35	1:35:13.043



24 HEURES DU MANS

16-17 JUIN 2012



FIA WEC

80^e Edition des 24 Heures du Mans

Qualifying Practice Session 2

Sector Analysis

■ Personal Best ■ Session Best B Crossing the finish line in pit lane

Lap	D	Time	Sector 1	Sector 2	Sector 3	T6	T7	Porsche	Ford	T. Spd	Hour	Elapsed
19	1	6:56.396	3:27.804	1:36.506	1:52.086	3.798		21.691	6.483	278.0	20:42	1:42:09.439
20	1	4:02.615	38.200	1:33.121	1:51.294	3.772	4.430	21.137	6.471	285.3	20:46	1:46:12.054
21	1	4:02.982	38.082	1:33.895	1:51.005	3.784	4.415	21.278	6.429	283.1	20:50	1:50:15.036
22	1	4:01.802	37.991	1:33.025	1:50.786	3.747	4.393	20.912	6.581	286.0	20:54	1:54:16.838
23	1	4:03.938	38.953	1:33.753	1:51.232	3.739	4.386	21.338	6.474	284.5	20:58	1:58:20.776
24	1	4:02.280	38.182	1:33.492	1:50.606	3.787	4.397	20.968	6.436	282.3	21:02	2:02:23.056

74	Corvette Racing			Chevrolet Corvette C6 ZR1	
	1. Oliver Gavin	3. Richard Westbrook			LMGTE Pro
	2. Tommy Milner				

1	2	5:30.784	1:56.382	1:36.480	1:57.922	3.797		26.205	6.586	265.8	19:05	5:30.784
2	2	3:59.673	37.545	1:33.638	1:48.490	3.669	4.392	20.211	6.231	279.4	19:09	9:30.457
3	2	3:58.433	37.401	1:32.413	1:48.619	3.652	4.343	20.305	6.328	283.1	19:13	13:28.890
4	2	3:58.214	37.310	1:32.268	1:48.636	3.760	4.355	20.585	6.109	284.5	19:17	17:27.104
5	2	4:08.384 B	37.457	1:33.895	1:57.032		4.390	20.840		282.3	19:21	21:35.488
6	2	8:56.621	5:32.317	1:34.167	1:50.137	3.723		20.785	6.335	277.3	19:30	30:32.109
7	2	4:12.999	50.069	1:33.513	1:49.417	3.699	4.363	20.328	6.440	280.9	19:34	34:45.108
8	2	3:59.621	37.451	1:33.558	1:48.612	3.788	4.372	20.063	6.296	284.5	19:38	38:44.729
9	2	3:58.995	37.351	1:32.859	1:48.785	3.787	4.403	20.158	6.216	280.9	19:42	42:43.724
10	2	4:00.226	37.419	1:32.255	1:50.552	4.011	4.379	20.360	6.548	285.3	19:46	46:43.950
11	2	4:08.804 B	37.777	1:33.356	1:57.671		4.459	20.956		281.6	19:50	50:52.754
12	2	6:20.014	2:53.818	1:33.575	1:52.621	3.759		21.955	6.997	284.5	19:57	57:12.768
13	2	4:00.092	37.941	1:32.903	1:49.248	3.666	4.392	20.372	6.341	281.6	20:01	1:01:12.860
14	2	3:58.755	37.427	1:32.416	1:48.912	3.668	4.357	20.106	6.197	284.5	20:05	1:05:11.615
15	2	4:12.245 B	37.468	1:32.322	2:02.455		4.339	23.222		284.5	20:09	1:09:23.860
16	3	7:39.659	4:10.043	1:34.909	1:54.707	3.696		24.156	6.542	280.2	20:17	1:17:03.519
17	3	4:02.151	38.051	1:33.342	1:50.758	3.636	4.364	20.681	6.452	283.1	20:21	1:21:05.670
18	3	3:59.900	37.656	1:32.756	1:49.488	3.632	4.336	20.620	6.273	289.8	20:25	1:25:05.570
19	3	4:11.870 B	37.657	1:32.999	2:01.214		4.319	20.407		288.3	20:29	1:29:17.440
20	3	7:55.027	4:27.397	1:35.154	1:52.476	3.605		21.007	6.998	280.2	20:37	1:37:12.467
21	3	3:59.627	37.636	1:32.833	1:49.158	3.629	4.324	20.313	6.227	285.3	20:41	1:41:12.094
22	3	3:59.553	37.544	1:32.709	1:49.300	3.642	4.356	20.552	6.333	282.3	20:45	1:45:11.647
23	3	4:11.004 B	37.969	1:33.241	1:59.794		4.324	20.800		283.8	20:49	1:49:22.651
24	3	7:19.293	3:52.100	1:34.137	1:53.056	3.654		20.648	6.760	280.2	20:56	1:56:41.944
25	3	4:02.652	37.730	1:32.990	1:51.932	3.646	4.347	22.601	6.302	283.8	21:00	2:00:44.596

75	Prospeed Competition			Porsche 911 RSR (997)	
	1. Abdulaziz Alfaisal	3. Sean Edwards			LMGTE Am
	2. Bret Curtis				

1	2	5:37.640 B	1:49.216	1:40.133	2:08.291			23.504		267.8	19:05	5:37.640
2	2	9:51.593	6:18.845	1:38.231	1:54.517	4.023		22.337	6.531	269.1	19:15	15:29.233

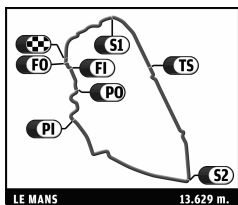
77	Team Felbermayr-Proton			Porsche 911 RSR (997)	
	1. Marc Lieb	3. Wolf Henzler			LMGTE Pro
	2. Richard Lietz				

1	3	5:01.001	1:33.548	1:36.724	1:50.729	3.689		20.779	6.358	259.5	19:05	5:01.001
2	3	4:02.037	37.684	1:34.263	1:50.090	3.691	4.339	20.581	6.282	278.7	19:09	9:03.038
3	3	3:59.787	37.448	1:33.129	1:49.210	3.598	4.358	20.673	6.139	282.3	19:13	13:02.825
4	3	3:59.909	37.458	1:33.298	1:49.153	3.642	4.307	20.686	6.181	284.5	19:17	17:02.734
5	3	4:03.613	38.131	1:34.413	1:51.069	3.681	4.322	20.691	6.482	283.8	19:21	21:06.347
6	3	4:12.587 B	38.217	1:34.876	1:59.494		4.338	21.313		265.8	19:25	25:18.934
7	2	9:45.321	6:18.859	1:35.243	1:51.219	3.738		21.384	6.548	277.3	19:35	35:04.255
8	2	4:02.035	37.817	1:33.558	1:50.660	3.743	4.383	20.702	6.741	278.7	19:39	39:06.290
9	2	4:00.076	37.222	1:33.625	1:49.229	3.714	4.370	20.458	6.335	280.9	19:43	43:06.366
10	2	4:03.161	37.977	1:33.423	1:51.761	3.668	4.361	21.287	6.419	283.8	19:47	47:09.527
11	2	4:09.106 B	37.797	1:33.076	1:58.233		4.344	21.595		283.8	19:51	51:18.633
12	2	9:05.697	5:40.838	1:34.773	1:50.086	3.697		20.685	6.422	279.4	20:00	1:00:24.330
13	2	4:00.161	37.882	1:32.860	1:49.419	3.650	4.363	20.995	6.152	282.3	20:04	1:04:24.491
14	2	3:59.492	37.385	1:32.979	1:49.128	3.699	4.343	20.659	6.167	281.6	20:08	1:08:23.983



24 HEURES DU MANS

16-17 JUIN 2012



FIA WEC

80^e Edition des 24 Heures du Mans

Qualifying Practice Session 2

Sector Analysis

Lap	D	Time	Sector 1	Sector 2	Sector 3	T6	T7	Porsche	Ford	T. Spd	Hour	Elapsed
15	2	4:15.760B	38.537	1:35.016	2:02.207		4.369	23.065		242.8	20:12	1:12:39.743
16	1	8:41.955	5:17.469	1:34.467	1:50.019	3.681		20.723	6.329	280.2	20:21	1:21:21.698
17	1	4:00.190	37.629	1:33.378	1:49.183	3.669	4.370	20.553	6.284	282.3	20:25	1:25:21.888
18	1	4:00.433	37.862	1:32.738	1:49.833	3.798	4.354	20.435	6.815	286.0	20:29	1:29:22.321
19	1	4:07.776B	37.927	1:32.771	1:57.078		4.399	20.507		283.8	20:33	1:33:30.097
20	1	6:45.670	3:07.265	1:34.397	2:04.008	3.723		23.360	6.489	279.4	20:40	1:40:15.767
21	1	3:58.888	37.627	1:33.046	1:48.215	3.600	4.388	20.380	6.017	281.6	20:44	1:44:14.655
22	1	3:58.242	37.123	1:32.775	1:48.344	3.643	4.324	20.159	6.227	280.2	20:48	1:48:12.897
23	1	3:57.606	37.151	1:32.441	1:48.014	3.614	4.345	20.193	5.987	281.6	20:52	1:52:10.503
24	1	3:58.156	37.232	1:32.873	1:48.051	3.610	4.329	20.127	6.053	284.5	20:56	1:56:08.659
25	1	4:14.790B	39.047	1:35.337	2:00.406		4.324	21.212		278.7	21:00	2:00:23.449

■ Personal Best ■ Session Best B Crossing the finish line in pit lane

79	Flying Lizard Motorsports										Porsche 911 RSR (997)	
	1.Seth Neiman	3.Spencer Pumpelly									LMGTE Am	
	2.Patrick Pilet											

1	1	45:51.043B	...	1:44.070	2:12.387			24.917		241.7	19:45	45:51.043
2	1	9:21.431	5:46.273	1:38.706	1:56.452	4.079		22.723	7.329	273.2	19:55	55:12.474
3	1	4:13.045	40.201	1:37.236	1:55.608	3.937	4.570	22.336	7.414	280.9	19:59	59:25.519
4	1	4:11.172	39.465	1:36.147	1:55.560	3.950	4.483	22.520	7.135	282.3	20:03	1:03:36.691
5	1	4:10.266	39.334	1:35.929	1:55.003	3.961	4.487	21.893	7.169	282.3	20:07	1:07:46.957
6	1	4:11.433	41.020	1:36.169	1:54.244	3.962	4.487	22.017	7.154	281.6	20:11	1:11:58.390
7	1	4:12.380	39.188	1:35.724	1:57.468	5.290	4.493	22.072	8.000	283.8	20:16	1:16:10.770
8	1	4:14.140	42.342	1:36.811	1:54.987	4.064	4.861	21.893	7.438	282.3	20:20	1:20:24.910
9	1	4:10.039	39.080	1:35.754	1:55.205	4.054	4.512	21.951	7.042	281.6	20:24	1:24:34.949
10	1	4:09.762	39.545	1:35.597	1:54.620	3.917	4.511	22.090	7.097	282.3	20:28	1:28:44.711
11	1	4:09.822	39.605	1:35.732	1:54.485	4.002	4.464	21.946	7.067	283.8	20:32	1:32:54.533
12	1	4:13.684	40.206	1:35.929	1:57.549	4.051	4.483	23.309	7.159	284.5	20:37	1:37:08.217
13	1	4:10.097	39.623	1:36.187	1:54.287	4.127	4.511	22.130	7.126	283.1	20:41	1:41:18.314
14	1	4:20.763B	39.652	1:35.432	2:05.679		4.529	22.278		280.9	20:45	1:45:39.077
15	1	7:24.018	3:50.619	1:38.258	1:55.141	3.923		22.023	7.203	273.2	20:53	1:53:03.095
16	1	4:10.583	39.288	1:35.653	1:55.642	4.033	4.486	22.239	7.451	283.8	20:57	1:57:13.678
17	1	4:11.206	39.377	1:36.535	1:55.294	3.929	4.534	22.052	7.126	282.3	21:01	2:01:24.884

80	Flying Lizard Motorsports										Porsche 911 RSR (997)	
	1.Jörg Bergmeister	3.Marco Holzer									LMGTE Pro	
	2.Patrick Long											

1	3	55:54.300B	...	1:54.579	2:18.846			24.350		208.5	19:55	55:54.300
2	3	7:16.039	3:18.618	1:49.896	2:07.525	4.171		23.562	7.497	230.0	20:03	1:03:10.339
3	3	4:21.012	40.954	1:41.064	1:58.994	3.964	4.577	22.936	6.969	251.2	20:07	1:07:31.351
4	3	4:26.613B	39.948	1:38.633	2:08.032		4.506	22.784		243.3	20:11	1:11:57.964
5	3	8:59.981	5:33.146	1:34.779	1:52.056	3.735		21.040	6.363	282.3	20:20	1:20:57.945
6	3	4:02.430	37.403	1:32.556	1:52.471	3.707	4.402	22.519	6.403	284.5	20:25	1:25:00.375
7	3	4:00.076	37.515	1:33.055	1:49.506	3.740	4.392	20.584	6.247	283.8	20:29	1:29:00.451
8	3	4:00.011	37.747	1:32.586	1:49.678	3.946	4.392	20.411	6.630	281.6	20:33	1:33:00.462
9	3	4:10.493B	38.702	1:33.824	1:57.967		4.472	20.790		280.9	20:37	1:37:10.955
10	1	8:40.098	5:15.736	1:34.224	1:50.138	3.780		20.877	6.099	280.2	20:45	1:45:51.053
11	1	4:08.505B	37.701	1:33.166	1:57.638		4.429	20.594		282.3	20:49	1:49:59.558

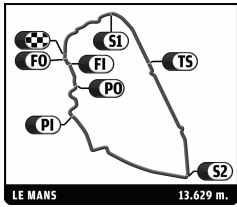
81	AF Corse										Ferrari 458 Italia	
	1.Piergiuseppe Perazzini	3.Matt Griffin									LMGTE Am	
	2.Nicola Cadei											

1	1	37:47.805B	...	1:38.032	2:00.919			22.402		269.1	19:37	37:47.805
2	1	5:55.128	2:25.194	1:36.160	1:53.774	3.814		22.332	6.801	280.9	19:43	43:42.933
3	1	4:08.103	39.189	1:35.555	1:53.359	3.806	4.415	22.423	6.736	282.3	19:47	47:51.036
4	1	4:08.953	39.183	1:35.737	1:54.033	3.786	4.405	22.635	6.692	282.3	19:51	51:59.989
5	1	4:16.645B	38.635	1:35.586	2:02.424		4.397	22.466		282.3	19:56	56:16.634
6	3	5:12.844	1:35.772	1:41.456	1:55.616	3.977		22.246	7.656	282.3	20:01	1:01:29.478
7	3	4:06.232	38.891	1:34.614	1:52.727	3.856	4.473	21.646	6.575	282.3	20:05	1:05:35.710
8	3	4:04.405	38.366	1:34.172	1:51.867	3.750	4.431	21.359	6.405	282.3	20:09	1:09:40.115



24 HEURES DU MANS

16-17 JUIN 2012



FIA WEC

80^e Edition des 24 Heures du Mans

Qualifying Practice Session 2

Sector Analysis

■ Personal Best ■ Session Best B Crossing the finish line in pit lane

Lap	D	Time	Sector 1	Sector 2	Sector 3	T6	T7	Porsche	Ford	T. Spd	Hour	Elapsed
9	3	4:16.840B	37.950	1:34.104	2:04.786		4.395	21.542		280.9	20:13	1:13:56.955
10	3	5:57.469	2:31.042	1:33.605	1:52.822	3.762		21.836	6.666	285.3	20:19	1:19:54.424
11	3	4:00.692	37.608	1:32.923	1:50.161	3.731	4.402	20.836	6.257	284.5	20:23	1:23:55.116
12	3	4:01.133	37.575	1:33.139	1:50.419	3.733	4.385	20.700	6.332	283.8	20:27	1:27:56.249
13	3	4:00.288	37.665	1:32.818	1:49.805	3.669	4.378	20.738	6.181	286.0	20:31	1:31:56.537
14	3	4:01.451	37.555	1:33.128	1:50.768	3.997	4.354	20.692	7.165	283.1	20:35	1:35:57.988
15	3	4:11.422B	38.388	1:33.424	1:59.610		4.487	21.286		282.3	20:40	1:40:09.410
16	2	6:10.773	2:44.872	1:34.628	1:51.273	3.716		21.401	6.543	283.8	20:46	1:46:20.183
17	2	4:03.688	38.108	1:33.006	1:52.574	3.692	4.379	21.797	6.705	285.3	20:50	1:50:23.871
18	2	4:02.638	38.296	1:33.565	1:50.777	3.688	4.368	21.252	6.385	284.5	20:54	1:54:26.509
19	2	4:03.451	37.782	1:33.833	1:51.836	3.759	4.373	21.927	6.550	283.8	20:58	1:58:29.960
20	2	4:10.399B	38.072	1:33.730	1:58.597		4.401	21.385		284.5	21:02	2:02:40.359

83 **JMB Racing** Ferrari 458 Italia
 1.Manuel Rodrigues 3.Philippe Illiano LMGTE Am
 2.Alain Ferte

1	2	5:59.523	2:25.523	1:38.901	1:55.099	3.960		22.052	7.193	252.9	19:05	5:59.523
2	2	4:07.992	39.336	1:35.458	1:53.198	3.838	4.478	21.388	7.427	281.6	19:10	10:07.515
3	2	4:03.675	38.393	1:34.367	1:50.915	3.896	4.413	20.837	6.603	283.1	19:14	14:11.190
4	2	4:04.443	38.654	1:33.986	1:51.803	3.808	4.439	20.947	7.073	284.5	19:18	18:15.633
5	2	4:12.491B	38.107	1:34.085	2:00.299		4.403	21.084		281.6	19:22	22:28.124
6	1	6:33.947	2:56.309	1:39.035	1:58.603	3.990		24.119	7.247	275.2	19:29	29:02.071
7	1	4:12.252	40.161	1:36.485	1:55.606	3.869	4.452	23.308	6.960	283.1	19:33	33:14.323
8	1	4:08.694	38.745	1:36.333	1:53.616	3.801	4.426	22.573	6.653	280.9	19:37	37:23.017
9	1	4:25.915B	39.354	1:36.456	2:10.105		4.396	23.235		282.3	19:41	41:48.932
10	3	8:20.084	4:41.844	1:38.350	1:59.890	4.008		23.848	7.777	283.8	19:50	50:09.016
11	3	4:15.362	40.109	1:37.333	1:57.920	3.875	4.492	23.489	7.728	282.3	19:54	54:24.378
12	3	4:14.572	39.913	1:37.012	1:57.647	3.950	4.434	23.207	7.166	284.5	19:58	58:38.950
13	3	4:25.186B	40.290	1:37.477	2:07.419		4.453	23.422		285.3	20:03	1:03:04.136
14	3	9:30.646	5:49.500	1:42.170	1:58.976	3.947		24.645	7.108	246.6	20:12	1:12:34.782
15	3	4:15.414	39.547	1:36.676	1:59.191	3.971	4.471	26.031	6.952	284.5	20:16	1:16:50.196
16	3	4:10.816	39.879	1:35.588	1:55.349	3.888	4.482	22.422	6.836	286.0	20:21	1:21:01.012
17	3	4:10.697	39.028	1:36.731	1:54.938	4.231	4.445	22.658	6.956	283.8	20:25	1:25:11.709
18	3	4:10.442	39.369	1:35.700	1:55.373	3.884	4.554	22.190	6.938	286.0	20:29	1:29:22.151
19	3	4:18.973B	39.628	1:35.696	2:03.649		4.420	22.917		287.5	20:33	1:33:41.124
20	1	7:10.172	3:42.733	1:34.783	1:52.656	3.753		21.517	6.643	286.0	20:40	1:40:51.296
21	1	4:02.461	38.034	1:33.280	1:51.147	3.903	4.411	20.752	6.787	286.8	20:44	1:44:53.757
22	1	4:07.941	40.778	1:34.484	1:52.679	3.764	4.444	21.152	6.963	286.8	20:49	1:49:01.698
23	1	4:08.736	41.045	1:35.598	1:52.093	3.825	4.407	20.915	6.822	285.3	20:53	1:53:10.434
24	1	4:14.580B	38.331	1:33.474	2:02.775		4.423	23.850		288.3	20:57	1:57:25.014

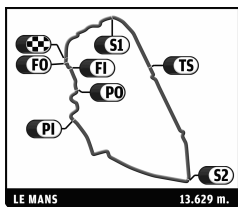
88 **Team Felbermayr-Proton** Porsche 911 RSR (997)
 1.Christian Ried 3.Paolo Ruberti LMGTE Am
 2.Gianluca Roda

1	1	10:48.688B	6:54.378	1:45.322	2:08.988			24.616		220.7	19:10	10:48.688
2	1	9:24.757	5:46.535	1:39.483	1:58.739	3.868		24.260	7.120	273.2	19:20	20:13.445
3	1	4:10.593	39.173	1:35.756	1:55.664	3.829	4.452	22.520	6.887	280.9	19:24	24:24.038
4	1	4:08.980	39.165	1:36.248	1:53.567	3.909	4.428	22.205	6.933	280.9	19:28	28:33.018
5	1	4:09.314	38.936	1:36.131	1:54.247	3.869	4.464	22.220	6.683	280.9	19:32	32:42.332
6	1	4:19.413B	39.603	1:35.495	2:04.315		4.445	22.496		282.3	19:37	37:01.745
7	2	8:48.569	5:15.122	1:36.714	1:56.733	3.756		24.446	6.551	280.2	19:45	45:50.314
8	2	4:05.520	38.904	1:34.632	1:51.984	3.748	4.392	21.850	6.402	283.1	19:49	49:55.834
9	2	4:04.163	38.267	1:34.426	1:51.470	3.748	4.389	21.437	6.507	283.1	19:53	53:59.997
10	2	4:06.570	39.915	1:34.929	1:51.726	3.800	4.377	21.539	6.450	284.5	19:58	58:06.567
11	2	4:24.990B	46.651	1:36.680	2:01.659		4.404	21.918		268.5	20:02	1:02:31.557
12	2	11:36.802	8:01.928	1:39.711	1:55.163	3.812		23.593	6.714	234.5	20:14	1:14:08.359
13	2	4:05.451	39.291	1:34.550	1:51.610	3.681	4.419	21.457	6.505	283.1	20:18	1:18:13.810
14	2	4:04.829	38.515	1:34.859	1:51.455	3.770	4.370	21.256	6.617	286.0	20:22	1:22:18.639
15	2	4:03.956	38.246	1:34.245	1:51.465	3.662	4.408	21.366	6.410	283.1	20:26	1:26:22.595



24 HEURES DU MANS

16-17 JUIN 2012



FIA WEC

80^e Edition des 24 Heures du Mans

Qualifying Practice Session 2

Sector Analysis

■ Personal Best ■ Session Best B Crossing the finish line in pit lane

Lap	D	Time	Sector 1	Sector 2	Sector 3	T6	T7	Porsche	Ford	T. Spd	Hour	Elapsed
16	2	4:15.918B	39.219	1:35.559	2:01.140		4.351	21.714		262.0	20:30	1:30:38.513
17	3	10:01.162	6:36.407	1:34.685	1:50.070	3.655		20.742	6.173	278.7	20:40	1:40:39.675
18	3	4:00.298	37.694	1:32.620	1:49.984	3.707	4.372	20.655	6.314	283.8	20:44	1:44:39.973
19	3	3:59.181	37.471	1:32.285	1:49.425	3.665	4.381	20.708	6.373	284.5	20:48	1:48:39.154
20	3	4:03.998	37.725	1:33.756	1:52.517	3.673	4.363	20.908	6.380	285.3	20:52	1:52:43.152
21	3	4:14.059B	38.143	1:35.083	2:00.833		4.368	21.061		285.3	20:56	1:56:57.211

97	Aston Martin Racing		Aston Martin Vantage V8									
	1. Adrian Fernandez	3. Darren Turner	LMGTE Pro									
	2. Stefan Mücke											

1	1	8:15.026	4:44.824	1:38.187	1:52.015	3.828		21.167	6.725	269.1	19:08	8:15.026
2	1	4:02.439	38.496	1:34.216	1:49.727	3.783	4.385	20.364	6.685	282.3	19:12	12:17.465
3	1	4:03.409	38.264	1:33.391	1:51.754	3.902	4.344	20.989	6.655	279.4	19:16	16:20.874
4	1	4:02.870	38.338	1:34.445	1:50.087	3.850	4.406	20.470	6.403	278.7	19:20	20:23.744
5	1	4:02.651	37.940	1:33.475	1:51.236	3.813	4.391	20.642	6.470	278.7	19:24	24:26.395
6	1	4:13.437B	38.102	1:33.940	2:01.395		4.360	20.377		281.6	19:28	28:39.832
7	1	9:44.455	6:17.678	1:34.850	1:51.927	3.963		20.786	6.495	278.0	19:38	38:24.287
8	1	4:01.007	38.023	1:33.128	1:49.856	3.796	4.421	20.446	6.376	278.7	19:42	42:25.294
9	1	4:01.948	37.551	1:32.602	1:51.795	3.787	4.349	20.985	6.492	283.1	19:46	46:27.242
10	1	4:02.075	37.539	1:33.401	1:51.135	3.771	4.350	20.386	6.692	282.3	19:50	50:29.317
11	1	4:12.161B	37.958	1:33.213	2:00.990		4.345	20.326		280.9	19:54	54:41.478
12	2	8:02.351	4:36.933	1:35.644	1:49.774	3.828		20.682	6.234	280.2	20:02	1:02:43.829
13	2	3:57.936	37.477	1:32.320	1:48.139	3.751	4.367	20.118	6.087	282.3	20:06	1:06:41.765
14	2	4:07.375B	37.318	1:32.666	1:57.391		4.317	20.128		280.9	20:10	1:10:49.140
15	2	6:18.954	2:50.501	1:33.591	1:54.862	3.828		22.444	6.685	281.6	20:17	1:17:08.094
16	2	3:56.924	37.141	1:31.548	1:48.235	3.697	4.357	20.061	6.292	285.3	20:21	1:21:05.018
17	2	4:11.022B	37.771	1:32.331	2:00.920		4.305	20.055		286.8	20:25	1:25:16.040
18	3	7:05.713	2:55.342	2:18.693	1:51.678	3.863		21.091	6.734	178.8	20:32	1:32:21.753
19	3	3:58.269	37.803	1:32.285	1:48.181	3.821	4.380	19.850	6.360	282.3	20:36	1:36:20.022
20	3	4:10.443B	39.196	1:32.653	1:58.594		4.359	21.344		283.8	20:40	1:40:30.465
21	3	5:16.994	1:55.640	1:33.399	1:47.955	3.769		19.756	6.297	280.2	20:45	1:45:47.459
22	3	3:56.517	37.051	1:31.767	1:47.699	3.748	4.353	19.648	6.423	283.1	20:49	1:49:43.976
23	3	3:55.870	36.919	1:31.301	1:47.650	3.729	4.332	19.500	6.334	286.8	20:53	1:53:39.846
24	3	4:03.273	39.277	1:33.538	1:50.458	3.795	4.327	20.364	6.754	283.1	20:57	1:57:43.119
25	3	4:09.342B	37.408	1:32.643	1:59.291		4.352	20.320		284.5	21:01	2:01:52.461

99	Aston Martin Racing		Aston Martin Vantage V8									
	1. Allan Simonsen	3. Kristian Poulsen	LMGTE Am									
	2. Christoffer Nygaard											

1	2	10:07.305	6:02.002	2:00.699	2:04.604	4.013		24.887	7.504	187.1	19:10	10:07.305
2	2	4:24.441B	41.484	1:37.170	2:05.787		4.894	22.788		283.1	19:14	14:31.746
3	2	20:08.044	...	1:58.655	2:05.034	3.931		23.379	7.537	179.1	19:34	34:39.790
4	2	4:23.449B	40.772	1:38.531	2:04.146		4.439	22.708		269.1	19:39	39:03.239
5	2	6:02.955B	2:20.086	1:33.606	2:09.263			22.126		286.0	19:45	45:06.194
6	2	16:44.261	...	1:34.712	1:53.487	3.886		22.750	7.320	285.3	20:01	1:01:50.455
7	2	4:05.150	41.158	1:33.736	1:50.256	3.789	4.397	20.644	6.641	286.8	20:05	1:05:55.605
8	2	4:02.913	38.166	1:33.151	1:51.596	3.806	4.366	20.699	6.669	283.8	20:09	1:09:58.518
9	2	4:01.482	38.028	1:33.712	1:49.742	3.756	4.368	20.673	6.582	285.3	20:14	1:14:00.000
10	2	4:00.958	38.193	1:32.779	1:49.986	3.756	4.356	20.557	6.701	283.8	20:18	1:18:00.958
11	2	4:16.900B	38.138	1:37.845	2:00.917		4.358	21.083		286.8	20:22	1:22:17.858
12	3	5:49.979	2:24.661	1:33.727	1:51.591	3.861		21.410	6.547	286.0	20:28	1:28:07.837
13	3	4:03.166	38.396	1:33.262	1:51.508	3.816	4.386	21.521	6.648	283.8	20:32	1:32:11.003
14	3	4:02.757	38.248	1:33.158	1:51.351	3.803	4.376	21.545	6.663	283.8	20:36	1:36:13.760
15	3	4:02.897	38.377	1:33.398	1:51.122	3.823	4.372	21.541	6.480	283.8	20:40	1:40:16.657
16	3	4:14.660B	38.265	1:33.506	2:02.889		4.374	22.743		286.0	20:44	1:44:31.317
17	1	6:05.158B	2:26.420	1:35.537	2:03.201			22.292		276.6	20:50	1:50:36.475