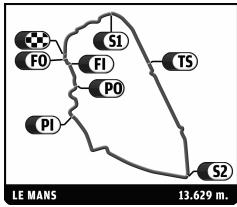




24 HEURES DU MANS

16-17 JUIN 2012



FIA WEC

80^e Edition des 24 Heures du Mans

Qualifying Practice Session 1

Sector Analysis

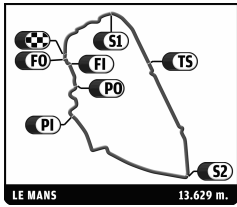
■ Personal Best ■ Session Best B Crossing the finish line in pit lane

Lap	D	Time	Sector 1	Sector 2	Sector 3	T6	T7	Porsche	Ford	T. Spd	Hour	Elapsed	
0	Highcroft Racing		3.Satoshi Motoyama										Delta Wing Nissan CDNT
	1.Marino Franchitti 2.Michael Krumm												
	1	2	4:05.300	52.896	1:28.900	1:43.504	3.551		18.712	6.732	304.3	22:04	4:05.300
	2	2	3:45.431	35.331	1:26.848	1:43.252	3.552	4.038	19.025	6.676	308.6	22:07	7:50.731
3	2	3:42.612	34.833	1:25.649	1:42.130	3.485	4.042	18.525	6.532	309.5	22:11	11:33.343	
1	Audi Sport Team Joest		3.Benoit Treluyer										Audi R18 e-tron quattro LMP1
	1.Marcel Fässler 2.André Lotterer												
	1	2	4:08.922	1:01.709	1:27.588	1:39.625	3.482		18.531	6.004	306.9	22:04	4:08.922
	2	2	3:29.768	33.585	1:21.284	1:34.899	3.253	3.878	16.484	5.691	325.2	22:07	7:38.690
	3	2	3:30.969	32.683	1:21.116	1:37.170	3.196	3.792	17.612	5.839	325.2	22:11	11:09.659
	4	2	3:27.902	32.549	1:20.524	1:34.829	3.156	3.750	16.768	5.726	324.2	22:14	14:37.561
	5	2	3:36.958B	32.299	1:20.281	1:44.378		3.742	17.115		321.4	22:18	18:14.519
	6	3	5:43.126	2:34.426	1:25.363	1:43.337	3.352		19.620	6.448	306.9	22:23	23:57.645
	7	3	3:38.079	34.876	1:24.560	1:38.643	3.310	3.831	18.293	6.180	323.3	22:27	27:35.724
	8	3	3:36.489	33.429	1:23.155	1:39.905	3.282	3.754	18.640	6.646	325.2	22:31	31:12.213
	9	3	3:42.085	33.810	1:25.296	1:42.979	3.278	3.757	19.035	6.485	325.2	22:34	34:54.298
	10	3	4:05.500B	35.205	1:24.594	2:05.701		3.732	19.626		322.3	22:38	38:59.798
	11	1	6:15.185	3:05.805	1:26.346	1:43.034	3.458		19.307	6.968	314.9	22:45	45:14.983
	12	1	3:40.151	34.380	1:24.291	1:41.480	3.365	3.823	19.995	6.536	322.3	22:48	48:55.134
	13	1	3:36.429	33.450	1:24.290	1:38.689	3.308	3.754	18.078	6.217	322.3	22:52	52:31.563
	14	1	3:46.563	33.381	1:28.792	1:44.390	3.423	3.732	20.135	6.576	324.2	22:56	56:18.126
	15	1	3:45.292B	33.903	1:24.291	1:47.098		3.752	18.490		314.0	23:00	1:00:03.418
	16	1	11:16.462	8:09.966	1:25.851	1:40.645	3.317		17.767	6.904	316.7	23:11	1:11:19.880
	17	1	3:36.688	33.495	1:24.349	1:38.844	3.390	3.769	17.598	6.239	322.3	23:14	1:14:56.568
	18	1	3:43.018	33.999	1:27.382	1:41.637	3.283	3.740	19.730	6.294	323.5	23:18	1:18:39.586
	19	1	3:40.546B	32.991	1:22.935	1:44.620		3.726	17.230		324.2	23:22	1:22:20.132
	20	1	11:32.160	8:28.245	1:24.743	1:39.172	3.278		17.624	7.026	319.5	23:33	1:33:52.292
	21	1	3:32.795	33.001	1:22.602	1:37.192	3.438	3.777	17.143	6.163	321.4	23:37	1:37:25.087
	22	1	3:31.714	32.782	1:22.436	1:36.496	3.286	3.766	16.935	6.057	323.3	23:40	1:40:56.801
	23	1	3:39.288B	32.751	1:22.317	1:44.220		3.755	17.461		322.3	23:44	1:44:36.089
	24	2	4:35.803	1:36.216	1:22.489	1:37.098	3.279		16.528	7.322	321.4	23:49	1:49:11.892
	25	2	3:27.466	32.340	1:21.752	1:33.374	3.220	3.759	16.008	5.423	322.3	23:52	1:52:39.358
	26	2	3:27.348	32.569	1:20.476	1:34.303	3.167	3.761	15.792	5.670	322.3	23:56	1:56:06.706
27	2	3:29.579	32.031	1:22.904	1:34.644	3.198	3.736	16.190	6.118	324.2	23:59	1:59:36.285	
28	2	3:25.453	31.933	1:20.427	1:33.093	3.242	3.722	15.818	5.361	321.4	00:03	2:03:01.738	
2	Audi Sport Team Joest		3.Allan McNish										Audi R18 e-tron quattro LMP1
	1.Dindo Capello 2.Tom Kristensen												
	1	2	4:07.640	1:01.435	1:26.219	1:39.986	3.367		20.308	6.139	317.6	22:04	4:07.640
	2	2	3:28.632	32.819	1:21.092	1:34.721	3.253	3.794	16.966	5.753	321.4	22:07	7:36.272
	3	2	3:26.536	32.155	1:19.946	1:34.435	3.171	3.741	17.024	5.604	324.2	22:11	11:02.808
	4	2	3:43.863B	32.457	1:22.183	1:49.223		3.739	19.791		324.2	22:14	14:46.671
	5	1	5:39.851	2:10.879	1:24.922	2:04.050	3.345		18.747	6.334	293.7	22:20	20:26.522
	6	1	3:34.488	33.614	1:23.298	1:37.576	3.396	3.815	17.993	6.183	321.4	22:24	24:01.010
	7	1	3:40.065	35.217	1:25.336	1:39.512	3.280	3.758	18.549	6.390	322.3	22:27	27:41.075
	8	1	3:32.865	33.148	1:22.017	1:37.700	3.279	3.733	17.812	5.935	320.4	22:31	31:13.940
	9	1	3:36.902	34.075	1:24.299	1:38.528	3.352	3.764	17.894	5.926	320.4	22:34	34:50.842
	10	1	3:56.354B	36.726	1:25.649	1:53.979		3.787	20.976		319.5	22:38	38:47.196
	11	3	7:03.508	3:55.670	1:24.374	1:43.464	3.396		20.645	6.762	302.7	22:45	45:50.704
	12	3	3:39.904	35.299	1:24.632	1:39.973	3.357	3.769	18.380	6.483	320.4	22:49	49:30.608
	13	3	3:48.649B	34.880	1:24.778	1:48.991		3.720	19.100		321.4	22:53	53:19.257
	14	3	5:09.158	2:02.358	1:27.419	1:39.381	3.365		18.230	6.512	271.1	22:58	58:28.415
15	3	3:43.123	37.234	1:27.822	1:38.067	3.360	3.785	17.540	6.475	247.2	23:02	1:02:11.538	
16	3	3:32.857	33.157	1:22.467	1:37.233	3.303	3.739	17.696	6.213	322.3	23:05	1:05:44.395	



24 HEURES DU MANS

16-17 JUIN 2012



FIA WEC

80^e Edition des 24 Heures du Mans

Qualifying Practice Session 1

Sector Analysis

■ Personal Best ■ Session Best B Crossing the finish line in pit lane

Lap	D	Time	Sector 1	Sector 2	Sector 3	T6	T7	Porsche	Ford	T. Spd	Hour	Elapsed
17	3	3:36.223	33.008	1:21.758	1:41.457	3.464	3.731	20.052	7.513	325.2	23:09	1:09:20.618
18	3	3:40.208	35.312	1:23.660	1:41.236	3.412	3.739	18.567	7.891	322.3	23:13	1:13:00.826
19	3	3:37.548	34.141	1:24.843	1:38.564	3.350	3.729	17.942	6.735	312.2	23:16	1:16:38.374
20	3	3:34.754	33.206	1:23.786	1:37.762	3.325	3.720	17.826	6.415	323.3	23:20	1:20:13.128
21	3	3:48.392B	33.372	1:24.000	1:51.020	3.714	3.714	20.611	323.3	323.3	23:24	1:24:01.520
22	3	4:31.497	1:26.700	1:24.700	1:40.097	3.377		18.137	6.616	320.4	23:28	1:28:33.017
23	3	3:47.388B	33.452	1:24.387	1:49.549		3.778	20.835		322.3	23:32	1:32:20.405
24	3	5:07.364	2:00.315	1:25.551	1:41.498	3.380		17.677	6.365	276.6	23:37	1:37:27.769
25	3	3:33.141	33.504	1:22.663	1:36.974	3.340	3.811	17.318	6.187	319.5	23:41	1:41:00.910
26	3	3:37.923	34.558	1:23.075	1:40.290	3.337	3.730	17.891	6.209	319.5	23:44	1:44:38.833
27	3	3:46.196B	33.693	1:23.451	1:49.052		3.740	20.000		314.9	23:48	1:48:25.029
28	2	4:46.143	1:41.537	1:24.108	1:40.498	3.467		18.714	6.389	315.8	23:53	1:53:11.172
29	2	3:35.589	33.306	1:22.840	1:39.443	3.340	3.818	18.848	6.234	316.7	23:56	1:56:46.761
30	2	3:34.092	33.265	1:23.437	1:37.390	3.389	3.758	17.959	6.055	316.7	00:00	2:00:20.853

3	Audi Sport Team Joest											Audi R18 Ultra LMP1
	1.Romain Dumas	3.Marc Gené										
	2.Loic Duval											

1	3	4:18.072	1:03.806	1:32.898	1:41.368	3.470		18.896	6.382	237.0	22:04	4:18.072
2	3	3:36.486	33.753	1:24.040	1:38.693	3.452	3.853	17.563	6.021	322.3	22:07	7:54.558
3	3	3:34.050	33.003	1:22.100	1:38.947	3.347	3.847	19.298	6.034	330.1	22:11	11:28.608
4	3	3:34.031	34.918	1:22.791	1:36.322	3.357	3.815	16.814	6.054	325.2	22:15	15:02.639
5	3	3:32.157	33.462	1:21.249	1:37.446	3.408	3.829	17.736	6.004	326.1	22:18	18:34.796
6	3	3:34.081	34.698	1:22.486	1:36.897	3.389	3.823	17.421	5.814	325.2	22:22	22:08.877
7	3	3:34.743	34.261	1:22.924	1:37.558	3.358	3.830	18.137	5.940	322.3	22:25	25:43.620
8	3	3:42.540B	33.176	1:23.277	1:46.087	3.799	3.799	16.983	324.2	324.2	22:29	29:26.160
9	1	4:55.468	1:46.020	1:25.576	1:43.872	3.467		19.614	6.917	323.3	22:34	34:21.628
10	1	3:38.588	34.218	1:24.027	1:40.343	3.438	3.851	18.649	6.368	323.3	22:38	38:00.216
11	1	3:40.157	35.412	1:25.356	1:39.389	3.366	3.834	18.584	6.203	279.4	22:41	41:40.373
12	1	3:46.176	37.299	1:26.254	1:42.623	3.352	3.812	18.711	6.266	283.8	22:45	45:26.549
13	1	3:46.364B	33.398	1:24.457	1:48.509	3.811	3.811	18.969	325.2	325.2	22:49	49:12.913
14	2	15:23.167	...	1:31.274	1:43.306	3.613		18.776	6.953	184.2	23:04	1:04:36.080
15	2	3:43.017	35.196	1:26.048	1:41.773	3.799	3.910	18.142	7.214	318.5	23:08	1:08:19.097
16	2	3:39.565	34.309	1:25.936	1:39.320	3.459	3.948	17.619	6.632	322.3	23:11	1:11:58.662
17	2	3:40.287	35.047	1:24.427	1:40.813	3.356	3.856	17.443	6.309	324.2	23:15	1:15:38.949
18	2	3:37.371	33.323	1:24.218	1:39.830	3.348	3.819	18.580	6.365	324.2	23:19	1:19:16.320
19	2	3:44.780B	33.574	1:24.280	1:46.926		3.810	18.472		325.2	23:23	1:23:01.100
20	2	10:25.936	7:25.854	1:23.712	1:36.370	3.290		16.704	5.953	319.5	23:33	1:33:27.036
21	2	3:30.358	32.529	1:22.195	1:35.634	3.534	3.799	16.229	6.276	325.2	23:36	1:36:57.394
22	2	3:29.715	33.605	1:21.713	1:34.397	3.263	3.880	15.977	5.583	320.4	23:40	1:40:27.109
23	2	3:26.694	32.116	1:20.814	1:33.764	3.232	3.789	15.851	5.592	323.3	23:43	1:43:53.803
24	2	3:47.460B	32.133	1:21.376	1:53.951		3.776	18.348		325.2	23:47	1:47:41.263
25	1	5:46.681	2:40.095	1:26.282	1:40.304	3.390		17.892	7.271	281.6	23:53	1:53:27.944
26	1	3:31.726	33.683	1:22.342	1:35.701	3.289	3.841	16.730	5.762	321.4	23:56	1:56:59.670
27	1	3:29.228	32.647	1:21.811	1:34.770	3.349	3.787	16.442	5.635	321.4	00:00	2:00:28.898

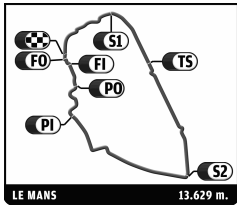
4	Audi Sport North America											Audi R18 Ultra LMP1
	1.Marco Bonanomi	3.Mike Rockenfeller										
	2.Oliver Jarvis											

1	2	3:43.853	43.041	1:23.262	1:37.550	3.414		17.622	5.946	321.4	22:03	3:43.853
2	2	3:29.965	33.190	1:21.478	1:35.297	3.377	3.837	16.724	5.859	327.1	22:07	7:13.818
3	2	3:32.259	33.070	1:21.300	1:37.889	3.354	3.810	19.255	5.921	327.1	22:10	10:46.077
4	2	3:31.192	33.331	1:20.								



24 HEURES DU MANS

16-17 JUIN 2012



FIA WEC

80^e Edition des 24 Heures du Mans

Qualifying Practice Session 1

Sector Analysis

■ Personal Best ■ Session Best B Crossing the finish line in pit lane

Lap	D	Time	Sector 1	Sector 2	Sector 3	T6	T7	Porsche	Ford	T. Spd	Hour	Elapsed
11	1	3:32.128	33.253	1:22.105	1:36.770	3.320	3.822	17.040	5.716	325.2	22:40	40:29.374
12	1	3:32.281	32.828	1:22.096	1:37.357	3.320	3.794	16.913	5.808	331.1	22:44	44:01.655
13	1	3:46.907 B	32.781	1:23.345	1:50.781		3.790	22.107		328.1	22:47	47:48.562
14	3	5:44.051	2:33.759	1:26.288	1:44.004	3.452		20.305	6.428	319.5	22:53	53:32.613
15	3	3:40.056	34.231	1:24.054	1:41.771	3.443	3.837	18.265	6.589	328.1	22:57	57:12.669
16	3	3:38.658	33.752	1:22.829	1:42.077	3.482	3.834	17.816	7.474	324.2	23:00	1:00:51.327
17	3	3:48.889 B	33.494	1:25.382	1:50.013		3.825	18.482		233.0	23:04	1:04:40.216
18	3	9:42.769	6:34.128	1:27.665	1:40.976	3.429		18.400	6.699	318.5	23:14	1:14:22.985
19	3	3:38.666	34.531	1:24.665	1:39.470	3.447	3.835	17.742	6.316	323.3	23:18	1:18:01.651
20	3	3:43.420 B	33.361	1:23.490	1:46.569		3.832	17.967		324.2	23:21	1:21:45.071
21	3	4:24.447	1:24.469	1:22.442	1:37.536	3.329		17.069	6.177	322.3	23:26	1:26:09.518
22	3	3:32.020	32.675	1:20.819	1:38.526	3.349	3.799	17.709	5.969	324.2	23:29	1:29:41.538
23	3	3:28.890	32.463	1:20.620	1:35.807	3.368	3.802	17.145	5.882	323.3	23:33	1:33:10.428
24	3	3:41.975 B	32.790	1:21.848	1:47.337		3.799	19.411		324.2	23:36	1:36:52.403
25	3	6:00.185	2:57.433	1:25.485	1:37.267	3.409		16.803	5.881	290.6	23:42	1:42:52.588
26	3	3:29.841	33.223	1:20.234	1:36.384	3.317	3.806	16.196	5.722	324.2	23:46	1:46:22.429
27	3	3:28.496	33.305	1:20.546	1:34.645	3.329	3.784	16.111	5.776	323.3	23:49	1:49:50.925
28	3	3:27.554	32.213	1:20.000	1:35.341	3.278	3.785	17.595	5.724	324.2	23:53	1:53:18.479
29	3	3:45.455 B	34.041	1:23.293	1:48.121		3.782	17.731		322.3	23:57	1:57:03.934

7 Toyota Racing
 1. Alexander Wurz
 2. Nicolas Lapierre
 3. Kazuki Nakajima
 Toyota TS 030 - Hybrid LMP1

1	2	4:12.019	1:04.005	1:29.346	1:38.668	3.186		18.310	6.103	278.7	22:04	4:12.019
2	2	4:05.428	34.408	1:50.340	1:40.680	3.155	3.706	18.415	6.042	331.1	22:08	8:17.447
3	2	3:34.445	34.770	1:23.175	1:36.500	3.176	3.680	17.041	5.811	328.1	22:11	11:51.892
4	2	3:41.942 B	32.974	1:21.665	1:47.303		3.726	17.614		330.1	22:15	15:33.834
5	2	6:39.264	3:42.141	1:21.624	1:35.499	3.205		16.982	5.848	328.1	22:22	22:13.098
6	2	3:31.411	33.809	1:22.697	1:34.905	3.144	3.747	16.643	5.994	325.2	22:25	25:44.509
7	2	3:30.174	33.481	1:20.967	1:35.726	3.161	3.680	16.540	5.872	332.1	22:29	29:14.683
8	2	3:27.191	32.737	1:19.899	1:34.555	3.217	3.736	16.556	5.784	331.1	22:32	32:41.874
9	2	3:28.362	32.762	1:20.866	1:34.734	3.153	3.756	16.859	5.833	329.1	22:36	36:10.236
10	2	3:43.520 B	33.347	1:21.169	1:49.004		3.687	19.211		328.1	22:39	39:53.756
11	3	5:27.876	2:23.249	1:24.763	1:39.864	3.293		18.276	6.165	328.1	22:45	45:21.632
12	3	3:37.371	33.190	1:22.956	1:41.225	3.336	3.785	17.989	7.276	327.1	22:48	48:59.003
13	3	3:38.796	34.670	1:22.228	1:41.898	3.248	3.776	21.092	6.887	329.1	22:52	52:37.799
14	3	3:35.334	33.494	1:23.067	1:38.773	3.206	3.722	19.334	6.278	330.1	22:56	56:13.133
15	3	3:42.756 B	33.794	1:23.026	1:45.936		3.688	17.283		327.1	22:59	59:55.889
16	3	9:12.198	5:53.296	1:27.765	1:51.137	3.955		21.287	10.637	316.7	23:09	1:09:08.087
17	3	3:40.958	34.324	1:24.305	1:42.329	3.387	3.929	18.776	7.885	318.5	23:12	1:12:49.045
18	3	3:38.252	35.814	1:24.951	1:37.487	3.276	3.781	17.011	6.552	315.8	23:16	1:16:27.297
19	3	3:36.890	33.820	1:24.090	1:38.980	3.224	3.750	17.674	6.408	320.4	23:20	1:20:04.187
20	3	3:47.432 B	33.434	1:23.794	1:50.204		3.734			320.4	23:23	1:23:51.619
21	1	8:57.725	5:55.762	1:23.547	1:38.416	3.202		18.175	6.015	316.7	23:32	1:32:49.344
22	1	3:34.832	34.048	1:22.809	1:37.975	3.183	3.699		5.719	325.2	23:36	1:36:24.176
23	1	3:33.062	33.783	1:22.357	1:36.922	3.282	3.704	17.677	5.791	324.2	23:39	1:39:57.238
24	1	3:45.539 B	33.031	1:22.283	1:50.225		3.719	20.363		328.1	23:43	1:43:42.777
25	1	5:37.955 B	2:07.376	1:22.453	2:08.126			23.710		324.2	23:49	1:49:20.732

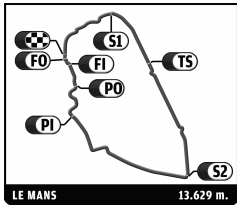
8 Toyota Racing
 1. Anthony Davidson
 2. Sébastien Buemi
 3. Stéphane Sarrazin
 Toyota TS 030 - Hybrid LMP1

1	3	4:40.040 B	1:07.461	1:34.308	1:58.271			20.467		228.1	22:04	4:40.040
2	3	7:30.295 B	4:07.172	1:27.210	1:55.913					317.6	22:12	12:10.335
3	3	6:58.188	3:52.076	1:25.336	1:40.776	3.451		18.356	6.946	317.6	22:19	19:08.523
4	3	3:38.136	34.014	1:24.000	1:40.122	3.399	3.761	18.823	6.641	322.3	22:22	22:46.659
5	3	3:32.853										



24 HEURES DU MANS

16-17 JUIN 2012



FIA WEC

80^e Edition des 24 Heures du Mans

Qualifying Practice Session 1

Sector Analysis

■ Personal Best ■ Session Best B Crossing the finish line in pit lane

Lap	D	Time	Sector 1	Sector 2	Sector 3	T6	T7	Porsche	Ford	T. Spd	Hour	Elapsed
8	3	3:33.518	33.229	1:21.868	1:38.421	3.335	3.792	16.941	6.413	324.2	22:48	48:56.846
9	3	3:30.183	33.000	1:21.086	1:36.097	3.416	3.749	16.410	5.853	324.2	22:52	52:27.029
10	3	3:31.023	33.316	1:20.550	1:37.157	3.412	3.754		6.214	323.3	22:55	55:58.052
11	3	3:40.376B	32.819	1:21.541	1:46.016		3.768	16.583		321.4	22:59	59:38.428
12	1	6:42.291	3:36.703	1:25.226	1:40.362	3.249		18.518	6.659	320.4	23:06	1:06:20.719
13	1	3:34.675	33.465	1:23.403	1:37.807	3.404	3.727	17.503	6.828	321.4	23:09	1:09:55.394
14	1	3:37.654	33.355	1:22.979	1:41.320	3.411	3.739	18.985	7.455	323.3	23:13	1:13:33.048
15	1	3:36.875	32.987	1:21.877	1:42.011	3.463	3.741		8.017	323.3	23:17	1:17:09.923
16	1	3:37.366	34.017	1:23.206	1:40.143	3.611	3.753	17.541	8.283	323.3	23:20	1:20:47.289
17	1	3:53.920B	33.293	1:23.543	1:57.084		3.789	18.193		325.2	23:24	1:24:41.209
18	1	4:51.277	1:53.858	1:21.913	1:35.506	3.223		17.001	5.953	323.3	23:29	1:29:32.486
19	1	3:31.297	32.313	1:21.828	1:37.156	3.305	3.705	18.513	6.474	324.2	23:33	1:33:03.783
20	1	3:32.577	32.471	1:20.926	1:39.180	3.187	3.744		6.214	323.3	23:36	1:36:36.360
21	1	3:28.295	32.675	1:21.170	1:34.450	3.146	3.685	16.545	5.783	322.3	23:40	1:40:04.655
22	1	3:46.474B	32.123	1:22.480	1:51.871		3.668			324.2	23:43	1:43:51.129
23	2	6:52.565	3:42.570	1:27.097	1:42.898	3.271			6.535	320.4	23:50	1:50:43.694
24	2	3:39.199	34.111	1:24.245	1:40.843	3.268	3.761	18.518	6.108	323.3	23:54	1:54:22.893
25	2	3:33.784	33.373	1:22.682	1:37.729	3.283	3.730	17.573	5.974	323.3	23:57	1:57:56.677
26	2	3:32.776	32.813	1:22.199	1:37.764	3.298	3.719	17.294	6.638	321.4	00:01	2:01:29.453

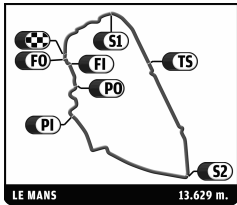
12		Rebellion Racing		3.Nick Heidfeld		Lola B12/60 Coupe - Toyota						
		1.Nicolas Prost				LMP1						
		2.Neel Jani										
1	1	24:00.473	...	1:28.621	1:47.638	3.752		20.601	7.172	307.8	22:24	24:00.473
2	1	3:49.483	37.046	1:26.996	1:45.441	3.655	4.004	20.311	6.870	311.3	22:27	27:49.956
3	1	3:54.704B	35.491	1:26.652	1:52.561	3.978		19.855		310.4	22:31	31:44.660
4	2	5:35.484	2:18.910	1:27.841	1:48.733	3.657		21.608	6.970	307.8	22:37	37:20.144
5	2	3:48.770	36.132	1:27.706	1:44.932	3.556	3.967	19.741	6.799	309.5	22:41	41:08.914
6	2	3:56.389B	35.370	1:27.577	1:53.442		3.936	20.206		272.5	22:45	45:05.303
7	2	6:39.456	3:29.670	1:25.385	1:44.401	3.361		18.830	6.690	313.1	22:51	51:44.759
8	2	3:35.396	33.300	1:24.011	1:38.085	3.360	3.885	17.216	6.181	314.9	22:55	55:20.155
9	2	3:33.211	33.126	1:22.985	1:37.100	3.374	3.874	16.840	5.824	311.3	22:58	58:53.366
10	2	3:47.658	35.245	1:24.660	1:47.753	3.592	3.874	22.042	8.154	314.0	23:02	1:02:41.024
11	2	3:45.635	35.999	1:25.607	1:44.029	3.397	3.940	19.069	6.625	311.3	23:06	1:06:26.659
12	2	3:35.077	33.164	1:23.102	1:38.811	3.427	3.881	18.028	6.367	312.2	23:10	1:10:01.736
13	2	3:51.901B	32.917	1:26.299	1:52.685		3.886	17.653		313.1	23:13	1:13:53.637
14	1	9:26.352	6:12.180	1:27.432	1:46.740	3.633		20.514	6.724	309.5	23:23	1:23:19.989
15	1	3:45.058	34.998	1:26.386	1:43.674	3.653	3.960	19.193	6.598	310.4	23:27	1:27:05.047
16	1	3:48.143	34.480	1:29.133	1:44.530	3.635	3.962	19.886	6.740	283.8	23:30	1:30:53.190
17	1	3:54.184B	34.578	1:27.035	1:52.571		3.957	19.122		310.4	23:34	1:34:47.374
18	3	5:27.170	2:12.161	1:29.498	1:45.511	3.585		20.371	6.845	302.7	23:40	1:40:14.544
19	3	3:45.931	34.622	1:26.520	1:44.789	3.576	3.966	19.294	6.417	308.6	23:44	1:44:00.475
20	3	3:42.030	34.551	1:26.406	1:41.073	3.509	3.962	18.596	6.331	308.6	23:47	1:47:42.505
21	3	3:42.137	34.138	1:26.045	1:41.954	3.494	3.930	18.400	6.833	313.1	23:51	1:51:24.642
22	3	3:37.903	33.694	1:24.965	1:39.244	3.427	3.918	17.858	6.043	309.5	23:55	1:55:02.545
23	3	3:42.628	33.419	1:24.400	1:44.809	3.477	3.898	22.149	6.710	311.3	23:58	1:58:45.173

13		Rebellion Racing		3.Jeroen Bleekemolen		Lola B12/60 Coupe - Toyota						
		1.Andrea Belicchi				LMP1						
		2.Harold Primat										
1	1	4:35.796	1:20.676	1:30.014	1:45.106	3.396		20.782	6.503	251.2	22:04	4:35.796
2	1	3:39.388	33.572	1:24.454	1:41.362	3.344	3.914	19.459	6.579	313.1	22:08	8:15.184
3	1	3:33.140	33.240	1:23.513	1:36.387	3.341	3.899	16.706	5.541	310.4	22:11	11:48.324
4	1	3:35.590	33.032	1:23.913	1:38.645	3.352	3.892	16.882	6.955	314.9	22:15	15:23.914
5	1	3:34.510	32.949	1:22.599	1:38.962	3.637	3.896	17.925	6.652	312.2	22:18	18:58.424
6	1	3:50.596B	34.067	1:25.556	1:50.973		3.978	19.377		311.3	22:22	22:49.020
7	2	6:33.731	3:17.634	1:29.853	1:46.244	3.732		19.400	6.825	311.3	22:29	29:22.751
8	2	3:49.125	35.178	1:27.189	1:46.758	3.659	4.016	21.008	6.711	311.3	22:33	33:11.876
9	2	3:43.454	34.938	1:26.125	1:42.391	3.605	3.984	18.579	6.460	310.4	22:36	36:55.330



24 HEURES DU MANS

16-17 JUIN 2012



FIA WEC

80^e Edition des 24 Heures du Mans

Qualifying Practice Session 1

Sector Analysis

■ Personal Best ■ Session Best B Crossing the finish line in pit lane

Lap	D	Time	Sector 1	Sector 2	Sector 3	T6	T7	Porsche	Ford	T. Spd	Hour	Elapsed
10	2	3:49.510B	34.607	1:25.786	1:49.117		3.966	18.287		312.2	22:40	40:44.840
11	3	6:25.159	3:12.249	1:28.556	1:44.354	3.554		19.604	6.539	310.4	22:47	47:09.999
12	3	3:46.777	36.315	1:26.544	1:43.918	3.483	3.960	20.607	6.465	310.4	22:50	50:56.776
13	3	3:45.062	34.606	1:25.803	1:44.653	3.529	3.934	20.323	6.487	311.3	22:54	54:41.838
14	3	3:46.091	36.176	1:26.100	1:43.815	3.532	3.938	19.329	7.283	311.3	22:58	58:27.929
15	3	4:08.337B	37.269	1:29.914	2:01.154		3.931	23.873		273.2	23:02	1:02:36.266
16	1	7:00.965	3:06.241	1:29.416	2:25.308	6.147		23.045		306.1	23:09	1:09:37.231
17	1	4:26.610B	47.389	1:33.801	2:05.420		6.111	22.491		254.1	23:14	1:14:03.841

15

Oak Racing
1. Franck Montagny
2. Bertrand Baguette

3. Dominik Kraihamer

Oak Pescarolo - Judd
LMP1

1	3	4:31.749	1:16.283	1:31.201	1:44.265	3.520			6.329	296.1	22:04	4:31.749
2	3	3:44.924	35.686	1:27.016	1:42.222	3.482	4.019		6.251	307.8	22:08	8:16.673
3	3	3:44.921	35.202	1:24.958	1:44.761	3.429	4.006		6.340	309.5	22:12	12:01.594
4	3	3:39.809	33.876	1:24.075	1:41.858	3.446	3.984		5.963	308.6	22:15	15:41.403
5	3	3:40.176	35.314	1:25.390	1:39.472	3.442	4.001		5.923	306.9	22:19	19:21.579
6	3	3:44.248	34.070	1:24.260	1:45.918	3.723	3.989	21.340	7.182	311.3	22:23	23:05.827
7	3	3:38.669	34.122	1:25.012	1:39.535	3.432	4.085		6.047	310.4	22:26	26:44.496
8	3	3:42.080	34.061	1:25.028	1:42.991	3.558	3.980		6.776	308.6	22:30	30:26.576
9	3	3:41.020	34.579	1:24.725	1:41.716	3.620	4.010	17.953	5.994	309.5	22:34	34:07.596
10	3	3:44.347	34.309	1:24.944	1:45.094	3.474	4.040		6.157	311.3	22:37	37:51.943
11	3	3:55.942B	34.150	1:25.701	1:56.091		3.992	17.721		307.8	22:41	41:47.885
12	3	7:12.871	4:00.561	1:28.688	1:43.622	3.592		18.623	6.311	279.4	22:49	49:00.756
13	3	3:45.007	36.638	1:26.865	1:41.504	3.463	4.049	17.797	6.024	302.7	22:52	52:45.763
14	3	3:43.858	34.589	1:26.398	1:42.871	3.439	4.019	18.964	6.193	302.7	22:56	56:29.621
15	3	3:56.003B	34.531	1:25.815	1:55.657		4.001	20.042		302.7	23:00	1:00:25.624
16	3	6:20.227	2:57.784	1:29.908	1:52.535	3.717		22.199	7.838	306.1	23:06	1:06:45.851
17	3	3:46.493	36.356	1:27.166	1:42.971	3.735	4.072	18.428	6.634	304.3	23:10	1:10:32.344
18	3	3:54.604B	35.318	1:27.304	1:51.982		4.087	19.225		306.1	23:14	1:14:26.948
19	2	6:56.919	3:41.494	1:28.571	1:46.854	3.668		21.459	6.849	304.3	23:21	1:21:23.867
20	2	3:46.695	35.323	1:26.569	1:44.803	3.557	4.075	19.733	6.889	308.6	23:25	1:25:10.562
21	2	3:47.831	35.547	1:29.186	1:43.098	3.578	4.043	18.950	6.570	298.5	23:28	1:28:58.393
22	2	3:45.271	35.446	1:25.440	1:44.385	3.538	4.029	18.871	7.607	305.2	23:32	1:32:43.664
23	2	3:52.251B	34.734	1:26.386	1:51.131		4.025	18.765		306.1	23:36	1:36:35.915
24	2	5:15.396	2:08.730	1:25.569	1:41.097	3.489			6.318	306.1	23:41	1:41:51.311
25	2	3:38.414	34.072	1:24.817	1:39.525	3.464	4.010	17.686	6.124	305.2	23:45	1:45:29.725
26	2	3:44.096	35.629	1:25.950	1:42.517	3.472	3.999	17.987	6.451	305.2	23:49	1:49:13.821
27	2	3:41.729	34.554	1:26.781	1:40.394	3.466	3.990	17.835	6.307	306.9	23:52	1:52:55.550
28	2	3:43.385	33.970	1:27.875	1:41.540	3.437	3.997	19.070	6.178	306.1	23:56	1:56:38.935
29	2	3:49.580B	35.082	1:24.696	1:49.802		3.979	19.297		306.9	00:00	2:00:28.515

17

Pescarolo Team
1. Sébastien Bourdais
2. Nicolas Minassian

3. Seiji Ara

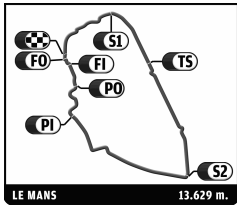
Dome - Judd
LMP1

1	1	10:03.003	6:47.475	1:29.606	1:45.922	3.607		19.238	6.786	307.8	22:10	10:03.003
2	1	3:51.945B	35.206	1:27.091	1:49.648		4.029	18.334		310.4	22:13	13:54.948
3	1	6:40.063	3:33.906	1:25.798	1:40.359	3.391		17.715	6.036	311.3	22:20	20:35.011
4	1	3:54.507	34.882	1:25.321	1:54.304	3.420	3.960	17.594	6.151	310.4	22:24	24:29.518
5	1	3:35.280	33.796	1:23.521	1:37.963	3.347	3.956	17.673	5.661	312.2	22:28	28:04.798
6	1	3:49.825B	35.047	1:25.071	1:49.707		3.928	18.831		310.4	22:31	31:54.623
7	1	7:25.110	4:13.736	1:28.711	1:42.663	3.405		19.580	5.921	290.6	22:39	39:19.733
8	1	3:38.328	34.205	1:24.117	1:40.006	3.404	3.959	18.365	6.003	312.2	22:42	42:58.061
9	1	3:34.716	33.586	1:23.616	1:37.514	3.313	3.964	16.692	5.627	313.1	22:46	46:32.777
10	1	3:51.678	35.906	1:26.693	1:49.079	3.344	3.924	18.132	6.046	307.8	22:50	50:24.455
11	1	3:52.159B	33.706	1:25.689	1:52.764		3.929	18.890		312.2	22:54	54:16.614
12	2	8:25.295	5:06.972	1:29.270	1:49.053	3.604		21.255	7.684	304.3	23:02	1:02:41.909
13	2	3:55.811	37.650	1:29.887	1:48.274	3.684	3.997	19.696	6.656	264.6	23:06	1:06:37.720
14	2	3:53.840B	34.905	1:27.318	1:51.617		4.024	18.644		313.1	23:10	1:10:31.560



24 HEURES DU MANS

16-17 JUIN 2012



FIA WEC

80^e Edition des 24 Heures du Mans

Qualifying Practice Session 1

Sector Analysis

■ Personal Best ■ Session Best B Crossing the finish line in pit lane

Lap	D	Time	Sector 1	Sector 2	Sector 3	T6	T7	Porsche	Ford	T. Spd	Hour	Elapsed
15	3	5:43.448	2:26.314	1:30.417	1:46.717	3.719		20.016	7.165	307.8	23:16	1:16:15.008
16	3	3:49.169	36.139	1:28.975	1:44.055	3.618	4.036	19.075	6.656	311.3	23:20	1:20:04.177
17	3	4:01.494 B	35.866	1:27.680	1:57.948		4.001	21.141		311.3	23:24	1:24:05.671
18	3	7:29.977	4:14.872	1:30.241	1:44.864	3.650		19.206	6.728	286.0	23:31	1:31:35.648
19	3	3:48.516	35.417	1:27.750	1:45.349	3.598	4.008	20.303	6.493	305.2	23:35	1:35:24.164
20	3	4:05.473 B	35.238	1:29.526	2:00.709		4.000	19.406		312.2	23:39	1:39:29.637
21	3	8:34.349	5:12.493	1:35.937	1:45.919	3.712		19.544	6.816	309.5	23:48	1:48:03.986
22	3	3:48.765	35.525	1:28.059	1:45.181	3.661	4.039	19.079	6.641	312.2	23:51	1:51:52.751
23	3	3:52.664	35.634	1:28.843	1:48.187	3.682	4.032	20.551	7.356	309.5	23:55	1:55:45.415
24	3	4:00.310 B	35.751	1:28.744	1:55.815		4.032	19.502		307.8	23:59	1:59:45.725

21

Strakka Racing
1. Nick Leventis
2. Danny Watts

3. Jonny Kane

HPD ARX 03a - Honda
LMP1

1	2	5:44.804	2:35.193	1:27.112	1:42.499	3.357		19.308	6.837	271.1	22:05	5:44.804
2	2	3:38.550	33.169	1:24.659	1:40.722	3.338	3.859	18.773	6.717	319.5	22:09	9:23.354
3	2	3:33.916	33.352	1:22.902	1:37.662	3.396	3.842	17.488	6.347	318.5	22:12	12:57.270
4	2	3:32.750	32.975	1:22.457	1:37.318	3.366	3.856	17.756	5.856	317.6	22:16	16:30.020
5	2	3:44.559 B	33.361	1:23.327	1:47.871		3.849	17.631		317.6	22:20	20:14.579
6	1	5:32.527	2:08.636	1:34.398	1:49.493	3.882		20.860	7.283	293.7	22:25	25:47.106
7	1	3:52.605	36.658	1:28.341	1:47.606	3.944	3.995	20.359	7.111	318.5	22:29	29:39.711
8	1	3:55.763	37.241	1:30.486	1:48.036	3.863	4.012	21.040	7.011	303.5	22:33	33:35.474
9	1	3:54.293	37.101	1:28.918	1:48.274	3.737	3.996	20.990	7.083	315.8	22:37	37:29.767
10	1	4:20.321 B	37.552	1:30.642	2:12.127		3.960	24.175		316.7	22:41	41:50.088
11	3	8:48.023	5:19.328	1:35.658	1:53.037	3.707		22.303	7.346	280.2	22:50	50:38.111
12	3	3:57.290	38.394	1:30.068	1:48.828	3.658	3.972	21.871	6.869	291.4	22:54	54:35.401
13	3	3:52.114	36.263	1:28.436	1:47.415	3.563	3.972	20.838	7.185	314.9	22:58	58:27.515
14	3	3:58.527	36.514	1:31.967	1:50.046	3.640	3.910	22.859	7.138	264.6	23:02	1:02:26.042
15	3	3:51.656	36.398	1:29.317	1:45.941	3.619	3.939	20.788	6.623	314.0	23:06	1:06:17.698
16	3	4:03.037 B	35.923	1:29.673	1:57.441		3.937	21.882		295.3	23:10	1:10:20.735
17	3	5:23.217	2:12.644	1:27.908	1:42.665	3.500		19.305	6.326	305.2	23:15	1:15:43.952
18	3	3:42.102	34.904	1:25.064	1:42.134	3.436	3.893	19.626	6.298	319.5	23:19	1:19:26.054
19	3	3:43.080	34.884	1:24.137	1:44.059	3.466	3.877	20.778	6.458	320.4	23:23	1:23:09.134
20	3	3:43.918	35.177	1:25.151	1:43.590	3.442	3.881	21.270	6.525	318.5	23:26	1:26:53.052
21	3	3:52.075 B	34.320	1:25.323	1:52.432		3.864	19.845		317.6	23:30	1:30:45.127

22

JRM

1. David Brabham
2. Karun Chandhok

3. Peter Dumbreck

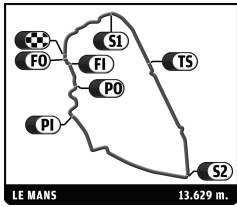
HPD ARX 03a - Honda
LMP1

1	3	6:03.339	2:48.580	1:30.644	1:44.115	3.621		20.200	6.562	264.6	22:06	6:03.339
2	3	3:44.892	34.785	1:28.118	1:41.989	3.497	3.961	19.573	6.443	311.3	22:09	9:48.231
3	3	3:46.685	34.096	1:30.771	1:41.818	3.620	3.912	18.971	6.384	314.9	22:13	13:34.916
4	3	3:39.460	34.638	1:24.308	1:40.514	3.569	3.950	18.393	6.322	315.8	22:17	17:14.376
5	3	3:37.088	34.014	1:23.642	1:39.432	3.507	3.927	18.291	6.224	319.5	22:20	20:51.464
6	3	3:48.591 B	34.058	1:24.787	1:49.746		3.909	18.601		317.6	22:24	24:40.055
7	2	9:52.729	6:29.103	1:31.952	1:51.674	3.666		20.465	8.815	312.2	22:34	34:32.784
8	2	3:56.791	36.303	1:33.125	1:47.363	3.599	3.974	19.859	6.526	314.9	22:38	38:29.575
9	2	3:43.402	34.768	1:26.264	1:42.370	3.494	3.956	18.703	6.358	315.8	22:42	42:12.977
10	2	3:44.857	33.997	1:28.697	1:42.163	3.651	3.920	18.269	6.412	315.8	22:45	45:57.834
11	2	4:18.390 B	40.128	1:34.666	2:03.596		3.946	21.163		247.2	22:50	50:16.224
12	1	15:04.016	...	1:31.232	1:49.464	3.850		21.077	7.308	292.9	23:05	1:05:20.240
13	1	3:57.205	38.644	1:28.174	1:50.387	4.470	4.030	20.142	10.321	315.8	23:09	1:09:17.445
14	1	4:04.870 B	38.052	1:28.847	1:57.971		4.178	20.825		303.5	23:13	1:13:22.315
15	1	20:29.731	...	1:29.806	1:49.082	3.654		20.556	7.103	310.4	23:33	1:33:52.046
16	1	3:48.655	36.460	1:27.693	1:44.502	3.639	3.972	19.684	6.829	314.0	23:37	1:37:40.701
17	1	3:47.119	35.633	1:26.458	1:45.028	3.625	3.961	19.571	7.108	312.2	23:41	1:41:27.820
18	1	3:43.257	34.987	1:25.394	1:42.876	3.589	3.943	19.099	6.607	312.2	23:45	1:45:11.077
19	1	3:58.640 B	34.952	1:25.796	1:57.892		3.939	20.716		314.9	23:49	1:49:09.717



24 HEURES DU MANS

16-17 JUIN 2012



FIA WEC

80^e Edition des 24 Heures du Mans

Qualifying Practice Session 1

Sector Analysis

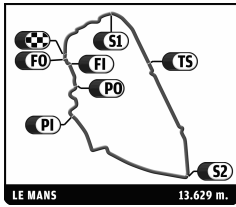
■ Personal Best ■ Session Best B Crossing the finish line in pit lane

Lap	D	Time	Sector 1	Sector 2	Sector 3	T6	T7	Porsche	Ford	T. Spd	Hour	Elapsed
23		Signatech Nissan		3.Jordan Tresson								Oreca 03 - Nissan
		1.Franck Mailleux										LMP2
		2.Olivier Lombard										
1	3	9:02.324	5:37.122	1:35.182	1:50.020	3.702		20.234	6.874	263.9	22:09	9:02.324
2	3	3:54.305	36.260	1:30.756	1:47.289	3.691	4.182	20.239	6.715	294.5	22:12	12:56.629
3	3	3:52.016	36.362	1:29.662	1:45.992	3.632	4.172	19.357	6.694	294.5	22:16	16:48.645
4	3	3:51.614	35.783	1:29.601	1:46.230	3.656	4.150	19.900	6.658	296.1	22:20	20:40.259
5	3	3:55.666	35.387	1:33.560	1:46.719	3.640	4.152	19.035	6.600	297.7	22:24	24:35.925
6	3	3:51.470	35.896	1:31.175	1:44.399	3.631	4.145	18.234	6.584	295.3	22:28	28:27.395
7	3	3:48.904	35.600	1:29.195	1:44.109	3.642	4.140	18.436	6.591	297.7	22:32	32:16.299
8	3	3:57.842B	35.502	1:29.227	1:53.113		4.130	18.728		295.3	22:36	36:14.141
9	1	5:42.572	2:25.769	1:29.726	1:47.077	3.497		19.243	6.991	296.1	22:41	41:56.713
10	1	3:45.720	35.138	1:27.991	1:42.591	3.488	4.090	18.047	6.192	295.3	22:45	45:42.433
11	1	4:01.178B	35.567	1:28.198	1:57.413		4.093	18.254		295.3	22:49	49:43.611
12	1	11:18.551	8:04.426	1:28.176	1:45.949	3.819		18.051	7.862	296.9	23:01	1:01:02.162
13	1	3:48.207	36.280	1:29.207	1:42.720	3.548	4.192	17.699	6.526	296.9	23:04	1:04:50.369
14	1	3:54.354	39.235	1:29.577	1:45.542	4.198	4.084	18.180	6.999	296.1	23:08	1:08:44.723
15	1	3:48.298	36.571	1:28.166	1:43.561	3.480	4.284	17.801	6.848	298.5	23:12	1:12:33.021
16	1	3:44.495	34.746	1:27.179	1:42.570	3.582	4.076	18.497	6.281	296.1	23:16	1:16:17.516
17	1	3:59.396B	36.647	1:30.267	1:52.482		4.098	18.710		283.8	23:20	1:20:16.912
18	1	41:12.570	...	1:34.275	1:46.866	3.762		19.494	6.764	281.6	00:01	2:01:29.482
24		Oak Racing		3.Olivier Pla								Morgan - Judd
		1.Jacques Nicolet										LMP2
		2.Matthieu Lahaye										
1	2	4:26.434	1:05.011	1:34.850	1:46.573	3.539			6.381	246.1	22:04	4:26.434
2	2	3:49.844	36.086	1:28.819	1:44.939	3.499	4.085		6.446	303.5	22:08	8:16.278
3	2	3:45.917	35.153	1:28.261	1:42.503	3.524	4.059		6.348	306.1	22:12	12:02.195
4	2	3:44.320	34.994	1:26.394	1:42.932	3.440	4.070		6.250	304.3	22:15	15:46.515
5	2	3:54.868B	35.273	1:27.182	1:52.413		4.028			301.0	22:19	19:41.383
6	1	6:28.388	3:05.159	1:32.107	1:51.122	3.815			7.509	305.2	22:26	26:09.771
7	1	3:54.732	37.132	1:29.925	1:47.675	3.694	4.186		6.859	301.8	22:30	30:04.503
8	1	3:55.020	36.732	1:30.411	1:47.877	3.647	4.140	20.688	6.916	300.2	22:33	33:59.523
9	1	3:56.829	36.793	1:29.679	1:50.357	3.674	4.118	21.322	7.197	303.5	22:37	37:56.352
10	1	4:08.105B	37.947	1:32.481	1:57.677		4.116	21.166		288.3	22:42	42:04.457
11	3	5:59.044	2:42.379	1:30.618	1:46.047	3.571		19.735	6.598	301.8	22:48	48:03.501
12	3	3:50.438	35.349	1:28.412	1:46.677	3.529	4.090		7.375	304.3	22:51	51:53.939
13	3	3:45.245	34.924	1:27.745	1:42.576	3.480	4.058		6.281	303.5	22:55	55:39.184
14	3	3:43.705	34.658	1:27.160	1:41.887	3.446	4.053	18.571	6.115	301.8	22:59	59:22.889
15	3	3:57.728B	36.137	1:27.298	1:54.293		4.035	19.184		301.8	23:03	1:03:20.617
16	3	8:34.657	5:25.283	1:27.655	1:41.719	3.453		18.133	6.232	301.8	23:11	1:11:55.274
17	3	3:40.902	34.784	1:25.491	1:40.627	3.407	4.055	17.677	5.940	306.1	23:15	1:15:36.176
18	3	3:41.155	34.061	1:25.276	1:41.818	3.416	4.024		6.017	306.9	23:19	1:19:17.331
19	3	3:45.438	34.042	1:27.540	1:43.856	3.451	4.014	18.774	6.632	308.6	23:23	1:23:02.769
20	3	3:41.173	34.079	1:25.033	1:42.061	3.418	4.035		6.054	305.2	23:26	1:26:43.942
21	3	4:44.360B	37.154	1:51.677	2:15.529		4.019	20.150		214.7	23:31	1:31:28.302
22	1	7:22.763	3:51.143	1:35.450	1:56.170	3.919		24.637	7.352	289.0	23:38	1:38:51.065
23	1	3:59.899	37.800	1:31.686	1:50.413	3.788	4.238		7.009	298.5	23:42	1:42:50.964
24	1	3:58.050	37.615	1:31.009	1:49.426	3.736	4.185		7.164	301.8	23:46	1:46:49.014
25	1	3:58.665	37.488	1:31.841	1:49.336	3.814	4.163	21.182	6.859	301.0	23:50	1:50:47.679
26	1	3:54.339	36.881	1:29.723	1:47.735	3.690	4.188		6.921	303.5	23:54	1:54:42.018
27	1	3:54.961	36.460	1:31.346	1:47.155	3.708	4.142		6.976	283.8	23:58	1:58:36.979
28	1	3:57.534	36.268	1:29.218	1:52.048	3.769	4.147	23.545	7.206	302.7	00:02	2:02:34.513
25		ADR-Delta		3.Tor Graves								Oreca 03 - Nissan
		1.John Martin										LMP2
		2.Jan Charouz										
1	2	6:26.088	3:09.024	1:30.464	1:46.600	3.523		19.449	7.745	295.3	22:06	6:26.088



24 HEURES DU MANS

16-17 JUN 2012



FIA WEC

80^e Edition des 24 Heures du Mans

Qualifying Practice Session 1

Sector Analysis

■ Personal Best ■ Session Best B Crossing the finish line in pit lane

Lap	D	Time	Sector 1	Sector 2	Sector 3	T6	T7	Porsche	Ford	T. Spd	Hour	Elapsed
2	2	3:44.261	34.991	1:26.723	1:42.547	3.516	4.064	18.297	6.578	301.0	22:10	10:10.349
3	2	3:44.872	34.569	1:28.586	1:41.717	3.557	4.057	17.469	6.684	303.5	22:13	13:55.221
4	2	3:41.791	34.389	1:26.282	1:41.120	3.515	4.068	18.231	6.429	300.2	22:17	17:37.012
5	2	3:54.600	34.362	1:25.927	1:54.311		4.056	17.105		301.0	22:21	21:31.612
6	1	41:08.186									23:02	1:02:39.798
7	1	4:02.549	B	36.641	1:30.307	1:55.601		4.063	21.104	300.2	23:06	1:06:42.347
8	1	14:49.985	...	1:32.523	1:51.625	3.557		18.653	6.377	279.4	23:21	1:21:32.332
9	1	3:57.359	B	36.415	1:28.315	1:52.629		4.056	17.933	301.8	23:25	1:25:29.691
10	3	9:29.213	5:36.627	1:40.236	2:12.350	3.894		22.924	7.720	275.9	23:34	1:34:58.904
11	3	4:02.718	37.818	1:35.951	1:48.949	3.740	4.174	20.278	7.099	298.5	23:39	1:39:01.622
12	3	3:57.638	40.339	1:29.813	1:47.486	3.651	4.114	19.882	7.062	300.2	23:42	1:42:59.260
13	3	3:51.320	35.913	1:28.941	1:46.466	3.743	4.100	19.022	6.879	300.2	23:46	1:46:50.580
14	3	3:52.951	36.259	1:29.641	1:47.051	3.646	4.117	19.049	6.775	300.2	23:50	1:50:43.531
15	3	3:53.529	36.098	1:27.807	1:49.624	3.735	4.092	21.701	6.939	301.8	23:54	1:54:37.060
16	3	3:50.855	37.625	1:28.878	1:44.352	3.640	4.109	18.673	6.717	299.3	23:58	1:58:27.915
17	3	3:45.875	34.960	1:27.770	1:43.145	3.516	4.080	18.286	6.574	299.3	00:02	2:02:13.790

26		Signatech Nissan	3.Roman Rusinov		Oreca 03 - Nissan							
		1.Nelson Panciatichi			LMP2							
		2.Pierre Ragues										
1	1	8:57.565	5:35.236	1:34.025	1:48.304	3.573		20.642	6.435	293.7	22:08	8:57.565
2	1	3:49.623	36.808	1:28.859	1:43.956	3.537	4.115	18.717	6.072	301.0	22:12	12:47.188
3	1	3:46.274	35.056	1:27.672	1:43.546	3.559	4.094	18.577	6.343	298.5	22:16	16:33.462
4	1	3:50.816	34.896	1:27.077	1:48.843	3.490	4.100	21.705	6.520	297.7	22:20	20:24.278
5	1	4:00.865	B	34.911	1:28.762	1:57.192		4.078	20.667	297.7	22:24	24:25.143
6	1	7:27.829	4:12.922	1:31.524	1:43.383	3.446		18.262	6.179	291.4	22:31	31:52.972
7	1	3:44.024	34.554	1:26.688	1:42.782	3.528	4.058	17.933	6.397	296.9	22:35	35:36.996
8	1	3:51.095	35.152	1:30.765	1:45.178	3.497	4.083	18.528	6.099	288.3	22:39	39:28.091
9	1	3:43.960	34.661	1:26.659	1:42.640	3.653	4.057	17.731	6.738	296.1	22:43	43:12.051
10	1	3:42.157	34.531	1:27.347	1:40.279	3.426	4.107	17.525	5.798	297.7	22:46	46:54.208
11	1	4:03.984	B	36.315	1:33.119	1:54.550		4.036	19.161	293.7	22:50	50:58.192
12	2	21:06.569	...	1:35.245	1:47.479	3.553		19.861	6.521	280.2	23:12	1:12:04.761
13	2	5:19.726	B	45.042	2:05.124	2:29.560		4.122	29.582	221.6	23:17	1:17:24.487

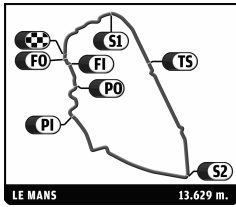
28		Gulf Racing Middle East	3.Ludovic Badey		Lola B12/80 Coupe - Nissan							
		1.Fabien Giroix			LMP2							
		2.Stefan Johansson										
1	1	12:19.554	8:44.985	1:38.082	1:56.487	3.652		21.636	7.301	256.5	22:12	12:19.554
2	1	3:58.749	36.239	1:30.812	1:51.698	3.792	4.162	19.954	10.412	275.9	22:16	16:18.303
3	1	3:55.543	37.562	1:30.484	1:47.497	3.578	4.211	19.776	6.755	293.7	22:20	20:13.846
4	1	3:50.526	35.971	1:29.011	1:45.544	3.537	4.133	19.348	6.535	293.7	22:24	24:04.372
5	1	4:13.127	B	37.597	1:33.089	2:02.441		4.095	20.846	263.3	22:28	28:17.499
6	3	6:57.974	3:11.132	1:54.096	1:52.746	3.841		21.847	7.476	297.7	22:35	35:15.473
7	3	4:00.347	37.807	1:32.064	1:50.476	3.784	4.179	20.669	7.081	294.5	22:39	39:15.820
8	3	3:56.092	37.521	1:30.470	1:48.101	3.765	4.157	20.256	6.897	297.7	22:43	43:11.912
9	3	3:56.717	36.908	1:32.172	1:47.637	3.630	4.142	19.895	6.941	299.3	22:47	47:08.629
10	3	3:52.382	37.336	1:29.264	1:45.782	3.636	4.107	19.364	6.820	296.9	22:51	51:01.011
11	3	4:00.618	B	35.705	1:29.677	1:55.236		4.111	19.176	296.1	22:55	55:01.629
12	2	7:39.881	4:15.420	1:31.777	1:52.684	3.653		22.325	7.583	295.3	23:02	1:02:41.510
13	2	3:56.973	36.952	1:30.133	1:49.888	3.635	4.110	20.209	6.858	296.9	23:06	1:06:38.483
14	2	3:53.009	35.784	1:29.931	1:47.294	3.663	4.107	19.383	7.134	296.9	23:10	1:10:31.492
15	2	3:50.659	35.189	1:29.806	1:45.664	3.565	4.110	19.120	6.708	294.5	23:14	1:14:22.151
16	2	4:11.657	B	37.592	1:31.249	2:02.816		4.083	21.850	296.1	23:18	1:18:33.808

29		Gulf Racing Middle East	3.Marc Rostan		Lola B12/80 Coupe - Nissan							
		1.Jean-Denis Deletraz			LMP2							
		2.Keiko Ihara										
1	1	13:24.227	B	9:36.245	1:40.937	2:07.045		24.091		289.8	22:13	13:24.227
2	1	11:03.975	7:22.493	1:40.208	2:01.274	4.205		23.947	8.953	256.5	22:24	24:28.202



24 HEURES DU MANS

16-17 JUIN 2012



FIA WEC

80^e Edition des 24 Heures du Mans

Qualifying Practice Session 1

Sector Analysis

■ Personal Best ■ Session Best B Crossing the finish line in pit lane

Lap	D	Time	Sector 1	Sector 2	Sector 3	T6	T7	Porsche	Ford	T. Spd	Hour	Elapsed
3	1	4:19.677	41.311	1:38.841	1:59.525	4.138	4.274	25.227	7.945	289.8	22:28	28:47.879
4	1	4:14.086	40.690	1:35.745	1:57.651	3.954	4.248	23.735	8.083	290.6	22:33	33:01.965
5	1	4:30.733 B	40.722	1:41.225	2:08.786		4.211	24.054		249.5	22:37	37:32.698
6	2	20:00.576	...	1:48.889	2:15.536	4.163		27.622	9.615	193.0	22:57	57:33.274
7	2	4:31.752	43.872	1:40.002	2:07.878	4.177	4.233	26.070	9.066	288.3	23:02	1:02:05.026

30

Status Grand Prix
1. Alexander Sims
2. Yelmer Buurman

3. Romain Ianneta

Lola - Judd
LMP2

1	3	5:05.878 B	1:00.754	1:54.579	2:10.545			22.846		239.1	22:05	5:05.878
2	3	6:29.562 B	2:34.501	1:39.770	2:15.291			25.012		286.8	22:11	11:35.440
3	2	8:02.426	4:44.248	1:33.556	1:44.622	3.665		18.811	6.364	285.3	22:19	19:37.866
4	2	3:45.665	35.248	1:27.562	1:42.855	3.623	4.171	19.118	6.052	294.5	22:23	23:23.531
5	2	3:45.106	34.600	1:27.324	1:43.182	3.599	4.163	17.619	6.028	296.9	22:27	27:08.637
6	2	3:41.451	34.536	1:26.906	1:40.009	3.593	4.150	16.941	5.998	294.5	22:30	30:50.088
7	2	3:47.818	37.151	1:28.121	1:42.546	3.564	4.142	17.714	6.521	295.3	22:34	34:37.906
8	2	3:43.338	35.547	1:27.333	1:40.458	3.561	4.127	17.002	6.075	295.3	22:38	38:21.244
9	2	3:43.682	35.060	1:27.319	1:41.303	3.641	4.119	17.038	6.128	293.7	22:42	42:04.926
10	2	3:46.517	34.555	1:26.478	1:45.484	3.587	4.156	19.837	6.285	296.9	22:45	45:51.443
11	2	3:49.205	35.163	1:28.240	1:45.802	3.571	4.118	20.884	6.495	295.3	22:49	49:40.648
12	2	3:55.115 B	34.360	1:26.758	1:53.997	4.121	21.899	21.899	295.3	295.3	22:53	53:35.763
13	1	5:49.788	2:30.641	1:31.308	1:47.839	3.545		20.728	6.291	280.9	22:59	59:25.551
14	1	3:48.339	34.865	1:28.837	1:44.637	3.464	4.134	18.643	6.215	294.5	23:03	1:03:13.890
15	1	3:54.236	36.909	1:28.938	1:48.389	3.833	4.105	18.273	8.115	295.3	23:07	1:07:08.126
16	1	3:54.867	34.858	1:31.818	1:48.191	3.615	4.225	21.017	6.568	296.9	23:11	1:11:02.993
17	1	3:50.589	37.070	1:30.073	1:43.446	3.551	4.142	18.144	6.380	294.5	23:14	1:14:53.582
18	1	3:54.120	36.501	1:29.539	1:48.080	3.578	4.129	21.066	6.368	296.1	23:18	1:18:47.702
19	1	3:50.980	36.916	1:29.827	1:44.237	3.483	4.124	18.429	6.383	292.9	23:22	1:22:38.682
20	1	3:44.337	34.607	1:27.657	1:42.073	3.535	4.102	17.937	5.988	294.5	23:26	1:26:23.019
21	1	4:05.845 B	34.487	1:27.969	2:03.389		4.095	18.371		293.7	23:30	1:30:28.864
22	3	8:54.686	5:24.244	1:37.247	1:53.195	3.833		21.569	7.407	285.3	23:39	1:39:23.550
23	3	4:02.698	38.395	1:33.464	1:50.839	3.733	4.221	20.875	7.078	266.5	23:43	1:43:26.248
24	3	3:59.778	37.450	1:32.159	1:50.169	3.719	4.196	21.005	6.932	292.9	23:47	1:47:26.026
25	3	3:58.360	37.361	1:31.634	1:49.365	3.683	4.198	20.653	6.761	292.1	23:51	1:51:24.386
26	3	3:58.207	36.726	1:31.428	1:50.053	3.630	4.178	21.026	6.769	296.1	23:55	1:55:22.593
27	3	3:56.138	36.893	1:31.076	1:48.169	3.665	4.156	20.323	6.697	292.9	23:59	1:59:18.731
28	3	3:58.855	37.080	1:31.581	1:50.194	3.739	4.167	20.325	7.213	292.1	00:03	2:03:17.586

31

Lotus
1. Thomas Holzer
2. Mirco Schultis

3. Luca Moro

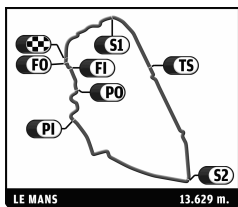
Lola B12/80 Coupe - Lotus
LMP2

1	1	4:47.375	1:21.291	1:35.826	1:50.258	3.709		21.071	6.628	245.0	22:04	4:47.375
2	1	3:54.703	37.445	1:30.339	1:46.919	3.663	4.143	20.338	6.770	298.5	22:08	8:42.078
3	1	3:51.794	36.355	1:29.572	1:45.867	3.638	4.135	20.126	6.587	299.3	22:12	12:33.872
4	1	3:51.731	36.104	1:29.859	1:45.768	3.777	4.117	19.709	6.750	296.9	22:16	16:25.603
5	1	4:01.018 B	36.309	1:29.567	1:55.142		4.161	20.181		301.8	22:20	20:26.621
6	3	6:06.252	2:41.102	1:33.177	1:51.973	3.866		21.612	7.637	294.5	22:26	26:32.873
7	3	4:06.141	37.379	1:31.311	1:57.451	3.754	4.200	21.089	7.067	298.5	22:30	30:39.014
8	3	3:57.310	36.766	1:30.376	1:50.168	3.915	4.149	20.422	8.079	296.1	22:34	34:36.324
9	3	3:58.563	36.706	1:31.061	1:50.796	3.904	4.204	21.807	7.375	269.1	22:38	38:34.887
10	3	4:17.112 B	36.495	1:30.877	2:09.740		4.194	23.241		294.5	22:42	42:51.999
11	2	7:19.830	3:32.198	1:38.525	2:09.107	4.016		23.501	7.748	294.5	22:50	50:11.829
12	2	4:08.157	39.249	1:33.257	1:55.651	3.908	4.259	22.432	8.107	295.3	22:54	54:19.986
13	2	4:04.036	39.426	1:32.598	1:52.012	3.729	4.224	22.029	7.308	296.9	22:58	58:24.022
14	2	4:09.580	39.031	1:35.920	1:54.629	3.974	4.170	22.519	8.315	211.3	23:02	1:02:33.602
15	2	4:11.790	40.690	1:33.767	1:57.333	3.948	4.222	23.144	7.747	297.7	23:06	1:06:45.392
16	2	4:03.181	39.200	1:32.100	1:51.881	3.867	4.228	22.022	7.539	296.9	23:10	1:10:48.573
17	2	4:03.263	37.875	1:31.808	1:53.580	3.872	4.205	21.501	8.087	295.3	23:14	1:14:51.836
18	2	4:33.620	37.920	1:33.161	2:22.539	3.921	4.198	23.608	8.060	270.4	23:19	1:19:25.456



24 HEURES DU MANS

16-17 JUN 2012



FIA WEC

80^e Edition des 24 Heures du Mans

Qualifying Practice Session 1

Sector Analysis

■ Personal Best ■ Session Best B Crossing the finish line in pit lane

Lap	D	Time	Sector 1	Sector 2	Sector 3	T6	T7	Porsche	Ford	T. Spd	Hour	Elapsed
19	2	4:10.149	39.694	1:34.428	1:56.027	4.056	4.207	23.240	8.149	283.8	23:23	1:23:35.605
20	2	4:05.166	38.591	1:33.633	1:52.942	3.788	4.227	21.432	7.645	296.9	23:27	1:27:40.771
21	2	4:13.507 B	38.393	1:33.175	2:01.939		4.170	21.843		295.3	23:31	1:31:54.278
22	1	14:15.241	...	1:32.922	1:49.666	3.683		21.325	6.710	289.8	23:46	1:46:09.519
23	1	3:50.478	35.941	1:29.424	1:45.113	3.664	4.145	19.676	6.341	296.9	23:49	1:49:59.997
24	1	3:49.340	35.528	1:29.174	1:44.638	3.569	4.132	19.566	6.254	296.9	23:53	1:53:49.337
25	1	3:48.067	35.360	1:28.408	1:44.299	3.571	4.100	19.255	6.252	296.9	23:57	1:57:37.404
26	1	4:02.062 B	35.444	1:27.877	1:58.741		4.097	21.356		296.9	00:01	2:01:39.466

33 Level 5 Motorsport
 1.Scott Tucker 3.Luis Diaz HPD ARX 03b - Honda LMP2
 2.Christophe Bouchut

1	2	18:56.803	...	1:32.055	1:46.103	3.495		19.924	6.462	287.5	22:18	18:56.803
2	2	3:50.984	35.305	1:29.407	1:46.272	3.479	4.069	20.449	6.662	299.3	22:22	22:47.787
3	2	3:45.212	35.215	1:26.537	1:43.460	3.777	4.054	18.985	6.892	301.8	22:26	26:32.999
4	2	3:50.772	36.327	1:29.319	1:45.126	3.417	4.143	19.054	6.464	299.3	22:30	30:23.771
5	2	3:42.799	34.629	1:26.827	1:41.343	3.627	4.026	18.285	5.869	300.2	22:34	34:06.570
6	2	3:46.474	34.692	1:26.724	1:45.058	3.455	4.096	20.343	6.510	300.2	22:37	37:53.044
7	2	3:42.651	34.928	1:25.899	1:41.824	3.532	4.031	18.125	6.485	301.8	22:41	41:35.695
8	2	4:05.150 B	38.209	1:29.259	1:57.682		4.062	22.065		298.5	22:45	45:40.845
9	2	5:28.953	2:06.384	1:28.534	1:54.035	3.426		24.672	7.037	299.3	22:51	51:09.798
10	2	3:44.082	34.823	1:27.281	1:41.978	3.387	4.052	18.463	6.009	297.7	22:54	54:53.880
11	2	3:42.224	34.443	1:26.059	1:41.722	3.498	4.024	18.138	6.150	301.0	22:58	58:36.104
12	2	4:08.955 B	36.280	1:27.680	2:04.995		4.040	23.905		302.7	23:02	1:02:45.059
13	2	6:32.083	1:17.156	1:51.519	3:23.408	1:16.744		23.067	7.396	188.1	23:09	1:09:17.142
14	2	4:09.522	46.605	1:31.612	1:51.305	3.578	6.188	22.134	6.659	292.9	23:13	1:13:26.664
15	2	3:55.282 B	34.873	1:27.218	1:53.191		4.083	18.936		298.5	23:17	1:17:21.946
16	3	30:57.847	...	1:34.770	1:55.052	3.815		21.126	7.356	286.8	23:48	1:48:19.793
17	3	4:00.342	37.803	1:31.319	1:51.220	3.676	4.175	20.199	6.834	297.7	23:52	1:52:20.135
18	3	3:54.907	36.613	1:30.716	1:47.578	3.550	4.125	19.901	6.732	297.7	23:56	1:56:15.042
19	3	3:52.987	35.583	1:30.027	1:47.377	3.575	4.089	20.048	6.764	297.7	00:00	2:00:08.029

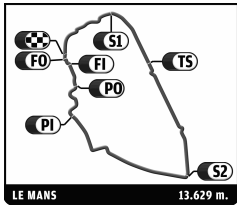
35 Oak Racing
 1.David Heinemeier Hansson 3.Maxime Martin Morgan - Nissan LMP2
 2.Bas Leinders

1	1	5:36.701	2:19.830	1:30.719	1:46.152	3.588		19.668	6.673	295.3	22:05	5:36.701
2	1	3:49.287	35.777	1:29.298	1:44.212	3.481	4.102	19.021	6.426	300.2	22:09	9:25.988
3	1	3:47.175	35.104	1:27.879	1:44.192	3.508		19.059	6.516	301.8	22:13	13:13.163
4	1	3:49.263	35.802	1:27.888	1:45.573	3.512	4.040	20.806	6.462	301.0	22:17	17:02.426
5	1	3:57.283 B	36.302	1:28.002	1:52.979		4.027			300.2	22:20	20:59.709
6	2	7:45.033	4:26.576	1:30.051	1:48.406	3.533			6.794	298.5	22:28	28:44.742
7	2	3:48.390	36.231	1:28.433	1:43.726	3.530	4.080	19.132	6.421	302.7	22:32	32:33.132
8	2	3:47.734	36.624	1:28.286	1:42.824	3.504	4.070	18.711	6.267	301.0	22:36	36:20.866
9	2	3:45.566	35.317	1:26.961	1:43.288	3.630	4.062	18.773	6.499	303.5	22:40	40:06.432
10	2	3:54.729 B	35.311	1:27.284	1:52.134		4.095	18.688		302.7	22:44	44:01.161
11	3	22:27.146	...	1:32.542	1:47.354	3.605		19.430	6.532	296.9	23:06	1:06:28.307
12	3	3:51.937	35.953	1:29.062	1:46.922	3.741	4.093	19.628	7.598	301.8	23:10	1:10:20.244
13	3	3:48.808	35.704	1:28.221	1:44.883	3.557	4.111	19.447	6.520	301.8	23:14	1:14:09.052
14	3	3:45.244	35.536	1:27.410	1:42.298	3.479	4.064	18.389	6.354	300.2	23:17	1:17:54.296
15	3	3:55.239 B	35.026	1:28.054	1:52.159		4.031	18.677		303.5	23:21	1:21:49.535
16	3	5:41.995	2:31.371	1:27.665	1:42.959	3.478		18.216	6.171	302.7	23:27	1:27:31.530
17	3	3:42.453	34.934	1:25.968	1:41.551	3.440	4.036	18.200	6.015	302.7	23:31	1:31:13.983
18	3	3:41.721	34.658	1:26.246	1:40.817	3.466	4.008	17.862	6.064	301.8	23:34	1:34:55.704
19	3	3:43.986	34.494	1:26.324	1:43.168	3.433	4.020	18.297	6.156	304.3	23:38	1:38:39.690
20	3	3:48.778	34.534	1:27.289	1:46.955	3.444	4.004	21.468	6.183	301.0	23:42	1:42:28.468
21	3	3:51.059 B	34.529	1:26.593	1:49.937		4.000	18.261		298.5	23:46	1:46:19.527
22	1	6:17.264	3:00.491	1:30.071	1:46.702	3.869		19.910	6.635	298.5	23:52	1:52:36.791
23	1	3:52.550	36.377	1:29.423	1:46.750	3.681	4.192		6.670	300.2	23:56	1:56:29.341
24	1	3:49.757	35.478	1:28.139	1:46.140	3.549	4.115	21.252	6.487	299.3	00:00	2:00:19.098



24 HEURES DU MANS

16-17 JUIN 2012



FIA WEC

80^e Edition des 24 Heures du Mans

Qualifying Practice Session 1

Sector Analysis

■ Personal Best ■ Session Best B Crossing the finish line in pit lane

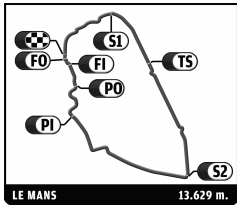
Lap	D	Time	Sector 1	Sector 2	Sector 3	T6	T7	Porsche	Ford	T. Spd	Hour	Elapsed	
38	Jota 1.Simon Dolan 2.Sam Hancock		3.Haruki Kurosawa										Zytek Z11SN - Nissan LMP2
1	2	6:18.709	2:53.244	1:31.939	1:53.526	3.516		21.391	7.035	291.4	22:06	6:18.709	
2	2	3:42.879	34.834	1:26.762	1:41.283	3.381	4.065	17.821	6.205	295.3	22:10	10:01.588	
3	2	3:46.891	35.248	1:27.068	1:44.575	3.400	4.001	18.053	6.531	297.7	22:13	13:48.479	
4	2	3:41.299	34.238	1:26.721	1:40.340	3.388	4.012	17.486	6.086	297.7	22:17	17:29.778	
5	2	3:41.287	34.487	1:26.232	1:40.568	3.407	4.003	17.932	5.966	296.1	22:21	21:11.065	
6	2	3:53.770	35.777	1:30.514	1:47.479	3.429	3.999	19.341	6.812	271.1	22:25	25:04.835	
7	2	3:53.497 B	34.794	1:26.960	1:51.743	3.422	4.022	18.739	295.3	22:28	28:58.332		
8	1	10:06.694	6:49.675	1:31.595	1:45.424	3.561		18.867	6.905	289.8	22:39	39:05.026	
9	1	3:47.843	35.270	1:28.353	1:44.220	3.504	4.079	18.579	6.652	294.5	22:42	42:52.869	
10	1	3:46.546	34.837	1:28.425	1:43.284	3.563	4.071	18.331	6.422	294.5	22:46	46:39.415	
11	1	3:48.781	34.671	1:29.568	1:44.542	3.741	4.097	18.747	6.385	294.5	22:50	50:28.196	
12	1	3:51.914	35.946	1:28.233	1:47.735	3.743	4.121	18.804	7.988	294.5	22:54	54:20.110	
13	1	3:45.891	35.018	1:27.962	1:42.911	3.555	4.111	18.235	6.279	296.1	22:58	58:06.001	
14	1	3:51.103	35.959	1:28.240	1:46.904	3.657	4.061	21.613	6.573	292.9	23:01	1:01:57.104	
15	1	4:32.805 B	34.864	1:47.445	2:10.496		4.084	23.159		295.3	23:06	1:06:29.909	
16	3	10:40.124	7:10.376	1:33.734	1:56.014	3.839		23.649	8.011	292.9	23:17	1:17:10.033	
17	3	4:04.476	40.639	1:32.676	1:51.161	3.687	4.122	21.521	7.106	296.1	23:21	1:21:14.509	
18	3	3:56.692	36.562	1:30.509	1:49.621	3.595	4.097	20.638	7.286	295.3	23:25	1:25:11.201	
19	3	3:56.149	36.459	1:31.683	1:48.007	3.590	4.069	20.310	6.681	291.4	23:29	1:29:07.350	
20	3	3:56.492	35.969	1:29.958	1:50.565	3.635	4.055	20.270	7.126	294.5	23:33	1:33:03.842	
21	3	3:53.442	35.885	1:29.866	1:47.691	3.778	4.080	19.827	7.511	294.5	23:36	1:36:57.284	
22	3	3:53.459	36.215	1:30.365	1:46.879	3.514	4.098	20.104	6.762	295.3	23:40	1:40:50.743	
23	3	3:53.500	35.354	1:29.998	1:48.148	3.555	4.039	19.949	6.840	293.7	23:44	1:44:44.243	
24	3	3:50.881	35.358	1:29.349	1:46.174	3.501	4.043	19.754	6.704	294.5	23:48	1:48:35.124	
25	3	3:50.730	35.410	1:29.047	1:46.273	3.559	4.031	19.889	6.565	294.5	23:52	1:52:25.854	
26	3	4:10.125 B	35.848	1:30.405	2:03.872		4.042	21.948		294.5	23:56	1:56:35.979	

Lap	D	Time	Sector 1	Sector 2	Sector 3	T6	T7	Porsche	Ford	T. Spd	Hour	Elapsed	
40	Race Performance 1.Michel Frey 2.Jonathan Hirschi		3.Ralph Meichtry										Oreca 03 - Judd LMP2
1	1	4:25.741	1:01.109	1:35.002	1:49.630	3.630		20.741	6.964	262.6	22:04	4:25.741	
2	1	3:54.316	36.456	1:30.861	1:46.999	3.544	4.145	20.286	6.669	253.5	22:08	8:20.057	
3	1	3:53.464	36.086	1:30.365	1:47.013	3.563	4.103	19.361	6.760	277.3	22:12	12:13.521	
4	1	5:34.087 B	36.435	1:29.305	3:28.347		4.110	44.718		296.9	22:17	17:47.608	
5	1	15:25.199	...	1:31.810	1:48.142	3.563		19.774	6.606	296.1	22:33	33:12.807	
6	1	3:51.157	35.802	1:30.282	1:45.073	3.583	4.120	18.891	6.399	301.0	22:37	37:03.964	
7	1	3:59.779 B	35.692	1:29.171	1:54.916		4.123	18.944		299.3	22:41	41:03.743	
8	2	13:39.377	...	1:32.475	1:52.428	3.693		22.360	7.262	284.5	22:54	54:43.120	
9	2	3:57.656	37.491	1:30.982	1:49.183	3.656	4.145	21.476	6.730	295.3	22:58	58:40.776	
10	2	3:58.727	36.687	1:29.616	1:52.424	3.679	4.132	22.948	7.306	296.9	23:02	1:02:39.503	
11	2	4:06.044	37.530	1:33.221	1:55.293	3.799	4.138	23.228	7.763	264.6	23:06	1:06:45.547	
12	2	3:54.123	36.336	1:29.680	1:48.107	3.668	4.174	20.866	6.926	294.5	23:10	1:10:39.670	
13	2	3:56.301	37.668	1:30.290	1:48.343	3.731	4.123	20.636	6.863	295.3	23:14	1:14:35.971	
14	2	4:04.413 B	36.940	1:30.693	1:56.780		4.151	21.530		296.9	23:18	1:18:40.384	
15	3	5:59.912	2:34.119	1:33.677	1:52.116	3.715		20.962	7.614	296.9	23:24	1:24:40.296	
16	3	4:01.153	36.752	1:33.398	1:51.003	3.756	4.167	20.167	7.145	296.1	23:28	1:28:41.449	
17	3	3:55.660	36.728										



24 HEURES DU MANS

16-17 JUIN 2012



FIA WEC

80^e Edition des 24 Heures du Mans

Qualifying Practice Session 1

Sector Analysis

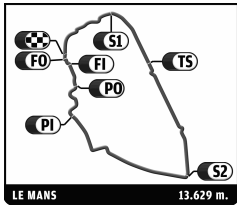
■ Personal Best ■ Session Best B Crossing the finish line in pit lane

Lap	D	Time	Sector 1	Sector 2	Sector 3	T6	T7	Porsche	Ford	T. Spd	Hour	Elapsed
41		Greaves Motorsport										Zytek Z11SN - Nissan
		1.Christian Zugel 3.Elton Julian										LMP2
		2.Ricardo Gonzalez										
1	1	13:39.188	...	1:41.046	1:57.813	3.978		22.842	8.027	262.0	22:13	13:39.188
2	1	4:13.048	39.532	1:34.804	1:58.712	3.861	4.211	23.923	7.870	286.0	22:17	17:52.236
3	1	4:10.217	39.323	1:34.011	1:56.883	4.080	4.166	23.182	9.012	292.9	22:22	22:02.453
4	1	4:08.874	39.191	1:33.238	1:56.445	4.024	4.209	23.110	8.241	272.5	22:26	26:11.327
5	1	4:29.137 B	41.278	1:34.546	2:13.313		4.191	23.222		278.7	22:30	30:40.464
6	2	6:05.655	2:49.690	1:30.333	1:45.632	3.615		19.211	6.415	293.7	22:36	36:46.119
7	2	3:47.408	34.728	1:28.710	1:43.970	3.695	4.103	18.610	6.373	292.1	22:40	40:33.527
8	2	3:49.247	34.691	1:28.207	1:46.349	3.672	4.117	18.971	6.775	294.5	22:44	44:22.774
9	2	3:48.756	35.172	1:29.231	1:44.353	3.584	4.128	18.698	6.343	293.7	22:48	48:11.530
10	2	4:00.112 B	34.927	1:29.537	1:55.648		4.089	19.248		295.3	22:52	52:11.642
11	3	6:24.289	3:05.263	1:31.575	1:47.451	3.574		19.915	6.618	292.9	22:58	58:35.931
12	3	3:55.739	36.032	1:30.103	1:49.604	3.622	4.069	21.576	7.157	296.1	23:02	1:02:31.670
13	3	3:55.809	36.350	1:31.970	1:47.489	3.544	4.079	19.654	7.049	295.3	23:06	1:06:27.479
14	3	3:51.299	35.401	1:30.034	1:45.864	3.668	4.063	19.358	6.661	293.7	23:10	1:10:18.778
15	3	4:04.218 B	35.555	1:29.312	1:59.351		4.101	19.344		292.1	23:14	1:14:22.996
16	3	8:31.697	4:55.565	1:32.777	2:03.355	4.136		25.842	7.410	286.8	23:22	1:22:54.693
17	3	4:17.044 B	37.655	1:34.639	2:04.750		4.220	21.496		294.5	23:27	1:27:11.737
18	2	6:44.544	3:24.123	1:32.827	1:47.594	3.821		19.898	6.739	292.1	23:33	1:33:56.281
19	2	4:03.684 B	35.719	1:30.597	1:57.368		4.170	19.469		292.1	23:37	1:37:59.965
42		Greaves Motorsport										Zytek Z11SN - Nissan
		1.Lucas Ordoñez 3.Alex Brundle										LMP2
		2.Martin Brundle										
1	3	4:39.103	1:13.115	1:36.766	1:49.222	3.570		20.253	6.582	292.9	22:04	4:39.103
2	3	3:59.840 B	35.951	1:29.461	1:54.428		4.044	19.100		297.7	22:08	8:38.943
3	3	7:19.401	4:06.542	1:29.294	1:43.565	3.530		18.611	6.648	287.5	22:15	15:58.344
4	3	3:46.136	34.624	1:26.663	1:44.849	3.608	4.050	19.085	6.921	297.7	22:19	19:44.480
5	3	3:43.560	34.532	1:26.442	1:42.586	3.495	4.085	19.011	6.303	297.7	22:23	23:28.040
6	3	3:50.451	34.428	1:27.914	1:48.109	3.531	4.032	21.588	6.366	299.3	22:27	27:18.491
7	3	3:42.125	34.444	1:26.697	1:40.984	3.581	4.032	17.632	6.247	296.1	22:31	31:00.616
8	3	4:04.890 B	37.228	1:30.918	1:56.744		4.058	19.054		296.1	22:35	35:05.506
9	2	8:09.917	4:50.072	1:31.495	1:48.350	3.544		19.474	6.868	263.3	22:43	43:15.423
10	2	3:52.130	35.150	1:32.382	1:44.598	3.479	4.065	19.530	6.455	299.3	22:47	47:07.553
11	2	3:44.155	35.371	1:27.467	1:41.317	3.371	4.044	18.007	6.025	296.9	22:50	50:51.708
12	2	3:49.058	34.462	1:26.899	1:47.697	3.455	4.004	22.805	6.336	297.7	22:54	54:40.766
13	2	3:45.648	35.236	1:26.946	1:43.466	3.509	4.010	19.516	6.456	297.7	22:58	58:26.414
14	2	4:02.135 B	37.027	1:28.738	1:56.370		4.034	18.813		292.9	23:02	1:02:28.549
15	1	6:39.289	3:12.833	1:31.883	1:54.573	4.288		21.449	10.868	296.9	23:09	1:09:07.838
16	1	3:52.660	36.798	1:29.701	1:46.161	3.631	4.271	18.963	7.900	297.7	23:13	1:13:00.498
17	1	3:52.510	36.775	1:28.993	1:46.742	3.583	4.085	19.768	6.674	294.5	23:16	1:16:53.008
18	1	3:48.424	35.939	1:29.121	1:43.364	3.583	4.063	18.361	6.226	296.9	23:20	1:20:41.432
19	1	3:46.206	34.885	1:28.698	1:42.623	3.513	4.063	18.233	6.143	297.7	23:24	1:24:27.638
20	1	3:44.813	34.711	1:28.068	1:42.034	3.722	4.040	17.978	5.908	298.5	23:28	1:28:12.451
21	1	4:42.089 B	35.432	1:52.669	2:13.988		4.110	22.422		296.9	23:32	1:32:54.540
22	1	7:40.075	4:19.954	1:33.749	1:46.372	3.556		18.971	6.518	260.1	23:40	1:40:34.615
23	1	3:49.824	35.244	1:28.628	1:45.952	3.942	4.066	18.464	8.421	294.5	23:44	1:44:24.439
24	1	3:46.875	35.291	1:28.692	1:42.892	3.446	4.159	18.137	6.030	295.3	23:48	1:48:11.314
25	1	3:48.474	34.728	1:27.824	1:45.922	3.499	4.028	20.192	6.332	296.9	23:51	1:51:59.788
26	1	4:00.072 B	34.820	1:30.192	1:55.060		4.022	20.350		296.1	23:55	1:55:59.860
43		Extreme Limit Eric										Norma MP 2000 - Judd
		1.Fabien Rosier 3.Philippe Haezebrouck										LMP2
		2.Philippe Thirion										
1	2	6:13.596	2:16.788	1:53.469	2:03.339	4.189		24.032	7.853	208.5	22:06	6:13.596
2	2	4:40.097	40.227	1:59.994	1:59.876	3.864	4.352	24.981	7.469	292.1	22:10	10:53.693



24 HEURES DU MANS

16-17 JUIN 2012



FIA WEC

80^e Edition des 24 Heures du Mans

Qualifying Practice Session 1

Sector Analysis

■ Personal Best ■ Session Best B Crossing the finish line in pit lane

Lap	D	Time	Sector 1	Sector 2	Sector 3	T6	T7	Porsche	Ford	T. Spd	Hour	Elapsed
3	2	4:03.128	38.555	1:32.803	1:51.770	3.895	4.262	21.576	7.010	289.0	22:14	14:56.821
4	2	4:01.588	38.017	1:31.520	1:52.051	3.886	4.257	22.317	6.845	296.9	22:18	18:58.409
5	2	4:09.535	38.165	1:33.321	1:58.049	4.012	4.247	24.958	7.503	295.3	22:23	23:07.944
6	2	4:13.568	39.985	1:37.060	1:56.523	3.848	4.268	23.187	7.181	232.5	22:27	27:21.512
7	2	4:03.178	38.205	1:31.592	1:53.381	4.065	4.233	21.904	7.147	289.0	22:31	31:24.690
8	2	4:29.509B	38.503	1:32.903	2:18.103		4.283	22.829		285.3	22:35	35:54.199
9	3	17:30.672	...	1:53.686	1:56.906	3.926		22.643	7.655	234.5	22:53	53:24.871
10	3	4:26.280B	38.911	1:33.262	2:14.107		4.274	28.550		281.6	22:57	57:51.151
11	1	14:15.174B	...	1:35.438	2:05.256			23.076		278.0	23:12	1:12:06.325
12	1	7:23.145	3:57.280	1:34.366	1:51.499	3.678		21.500	6.904	257.1	23:19	1:19:29.470
13	1	3:59.996	36.738	1:32.545	1:50.713	3.645	4.183	23.075	6.774	295.3	23:23	1:23:29.466
14	1	3:51.012	36.240	1:29.145	1:45.627	3.659	4.154	19.466	6.263	292.9	23:27	1:27:20.478
15	1	3:51.528	36.256	1:29.249	1:46.023	3.609	4.164	19.626	6.476	292.1	23:31	1:31:12.006
16	1	3:53.229	35.927	1:29.716	1:47.586	3.603	4.117	20.674	6.311	296.9	23:35	1:35:05.235
17	1	4:08.073B	35.881	1:29.069	2:03.123		4.140	20.659		292.9	23:39	1:39:13.308
18	1	4:42.178B	1:02.569	1:31.347	2:08.262			22.940		289.8	23:43	1:43:55.486
19	3	6:35.436	3:06.772	1:33.843	1:54.821	4.123		21.881	7.409	289.0	23:50	1:50:30.922
20	3	4:08.409	38.494	1:32.005	1:57.910	3.921	4.309	21.983	7.692	292.9	23:54	1:54:39.331
21	3	4:08.768	38.379	1:35.674	1:54.715	3.823	4.240	23.230	7.426	249.5	23:58	1:58:48.099
22	3	4:04.961	38.180	1:32.389	1:54.392	3.922	4.219	22.128	7.597	283.1	00:02	2:02:53.060

44

Starworks Motorsport

1. Vincente Pitolichio
2. Ryan Dalziel

3. Thomas Kimber-Smith

HPD ARX 03b - Honda
LMP2

1	3	6:58.594	3:36.816	1:31.849	1:49.929	3.551		20.024	7.522	293.7	22:06	6:58.594
2	3	3:45.905	35.610	1:27.545	1:42.750	3.465	4.091	19.090	6.226	296.1	22:10	10:44.499
3	3	3:40.639	34.556	1:26.110	1:39.973	3.409	4.075	17.674	5.845	299.3	22:14	14:25.138
4	3	3:43.586	35.980	1:26.715	1:40.891	3.446	4.046	18.134	5.950	300.2	22:18	18:08.724
5	3	3:40.793	34.015	1:25.975	1:40.803	3.389	4.036	17.830	5.806	297.7	22:21	21:49.517
6	3	3:57.492B	34.177	1:28.400	1:54.915		4.043	18.709		299.3	22:25	25:47.009
7	3	6:50.294	3:34.483	1:29.665	1:46.146	3.489		18.370	7.173	297.7	22:32	32:37.303
8	3	3:55.576B	34.488	1:26.828	1:54.260		4.067	18.920		297.7	22:36	36:32.879
9	3	6:28.494	3:11.532	1:29.442	1:47.520	3.499		21.737	6.509	296.1	22:43	43:01.373
10	3	3:43.948	35.327	1:27.010	1:41.611	3.492	4.080	18.144	5.930	296.1	22:46	46:45.321
11	3	3:45.521	34.525	1:27.054	1:43.942	3.496	4.075	18.273	6.022	296.9	22:50	50:30.842
12	3	3:54.937B	35.051	1:27.200	1:52.686		4.071	19.006		297.7	22:54	54:25.779
13	2	20:15.723	...	1:38.872	1:57.367	3.841		23.597	7.698	245.0	23:14	1:14:41.502
14	2	4:05.235	39.616	1:33.257	1:52.362	3.627	4.177	23.373	7.090	295.3	23:18	1:18:46.737
15	2	4:03.566	37.628	1:33.778	1:52.160	3.647	4.108	23.236	6.991	245.0	23:22	1:22:50.303
16	2	4:02.386	37.357	1:31.640	1:53.389	3.802	4.109	23.008	7.715	296.1	23:26	1:26:52.689
17	2	4:09.656B	37.680	1:32.403	1:59.573		4.152	21.867		296.1	23:31	1:31:02.345
18	1	6:22.761	2:50.707	1:37.097	1:54.957	3.973		22.924	7.527	255.9	23:37	1:37:25.106
19	1	4:02.581	38.844	1:32.102	1:51.635	3.793	4.203	21.984	7.183	296.1	23:41	1:41:27.687
20	1	3:59.947	37.409	1:31.469	1:51.069	3.795	4.159	21.743	7.191	296.1	23:45	1:45:27.634
21	1	3:59.700	37.525	1:31.024	1:51.151	3.739	4.164	21.782	7.239	296.9	23:49	1:49:27.334
22	1	4:00.409	37.282	1:31.096	1:52.031	3.737	4.136	21.855	7.407	289.8	23:53	1:53:27.743
23	1	4:00.044	38.323	1:31.578	1:50.143	3.730	4.123	21.490	7.185	295.3	23:57	1:57:27.787
24	1	4:16.305B	38.878	1:30.911	2:06.516		4.131	22.060		296.1	00:01	2:01:44.092

45

Boutsen Ginion Racing

1. Bastien Briere
2. Jens Petersen

3. Shinji Nakano

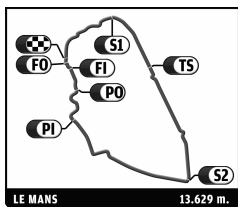
Oreca 03 - Nissan
LMP2

1	3	4:21.598	1:04.828	1:33.347	1:43.423	3.393		18.762	6.277	249.5	22:04	4:21.598
2	3	3:43.206	34.554	1:27.471	1:41.181	3.367	4.036	17.344	6.107	298.5	22:08	8:04.804
3	3	3:41.107	34.694	1:26.265	1:40.148	3.387	4.020	17.228	6.266	297.7	22:11	11:45.911
4	3	3:48.047	34.316	1:26.978	1:46.753	3.397	4.028	20.140	6.666	300.2	22:15	15:33.958
5	3	3:40.727	34.491	1:26.304	1:39.932	3.354	4.022	17.309	6.053	296.9	22:19	19:14.685
6	3	3:58.643B	35.946	1:27.467	1:55.230		4.007	21.099		294.5	22:23	23:13.328
7	1	26:34.971	...	1:33.134	1:48.846	3.654		20.567	7.032	289.8	22:49	49:48.299



24 HEURES DU MANS

16-17 JUIN 2012



FIA WEC

80^e Edition des 24 Heures du Mans

Qualifying Practice Session 1

Sector Analysis

■ Personal Best ■ Session Best B Crossing the finish line in pit lane

Lap	D	Time	Sector 1	Sector 2	Sector 3	T6	T7	Porsche	Ford	T. Spd	Hour	Elapsed
8	1	3:52.151	36.172	1:29.402	1:46.577	3.717	4.125	19.797	6.757	296.9	22:53	53:40.450
9	1	3:53.513	36.609	1:28.908	1:47.996	3.658	4.121	21.419	6.770	297.7	22:57	57:33.963
10	1	4:44.703 B	37.077	1:45.706	2:21.920		4.116	26.708		294.5	23:02	1:02:18.666
11	2	43:31.286	...	1:34.927	1:50.693	3.760		20.980	7.794	289.0	23:45	1:45:49.952
12	2	3:55.884	36.754	1:31.090	1:48.040	3.641	4.158	19.340	6.786	295.3	23:49	1:49:45.836
13	2	3:50.667	36.092	1:29.404	1:45.171	3.618	4.121	18.762	6.741	286.8	23:53	1:53:36.503
14	2	3:51.643	35.471	1:29.040	1:47.132	3.558	4.110	19.953	7.272	294.5	23:57	1:57:28.146
15	2	3:50.480	37.250	1:28.834	1:44.396	3.799	4.096	18.457	6.576	292.9	00:01	2:01:18.626

46 Thiriet By TDS Racing
 1. Mathias Beche 3. Christophe Tinseau
 2. Pierre Thiriet
 Oreca 03 - Nissan LMP2

1	1	4:37.344	1:17.064	1:32.977	1:47.303	3.525		18.986	6.816	295.3	22:04	4:37.344
2	1	3:44.496	35.269	1:26.654	1:42.573	3.575	4.054	17.990	6.229	297.7	22:08	8:21.840
3	1	3:44.069	34.796	1:27.057	1:42.216	3.545	4.078	17.816	6.227	298.5	22:12	12:05.909
4	1	3:44.297	35.227	1:26.382	1:42.688	3.506	4.069	18.527	6.217	296.9	22:15	15:50.206
5	1	3:43.103	34.510	1:26.971	1:41.622	3.568	4.058	18.064	6.061	301.8	22:19	19:33.309
6	1	3:41.316	34.583	1:26.074	1:40.659	3.545	4.076	17.468	6.046	297.7	22:23	23:14.625
7	1	3:53.378 B	34.932	1:27.431	1:51.015		4.064	17.724		294.5	22:27	27:08.003
8	1	5:22.267	2:11.263	1:27.977	1:43.027	3.480		18.272	6.296	296.9	22:32	32:30.270
9	1	3:39.252	33.895	1:25.463	1:39.894	3.608	4.029	17.081	5.882	296.9	22:36	36:09.522
10	1	3:47.195	37.080	1:27.636	1:42.479	3.492	4.076	18.212	6.247	300.2	22:39	39:56.717
11	1	3:56.146 B	33.814	1:25.796	1:56.536		4.040	22.194		301.0	22:43	43:52.863
12	3	7:25.827	4:10.457	1:30.621	1:44.749	3.577		18.595	6.566	292.1	22:51	51:18.690
13	3	3:46.654	35.504	1:28.545	1:42.605	3.516	4.097	18.030	6.316	296.1	22:55	55:05.344
14	3	3:45.822	35.062	1:27.727	1:43.033	3.623	4.076	18.125	6.447	296.9	22:58	58:51.166
15	3	3:51.196	35.888	1:27.752	1:47.556	3.613	4.089	20.278	7.742	300.2	23:02	1:02:42.362
16	3	4:11.092 B	38.991	1:30.805	2:01.296		4.078	23.258		278.7	23:06	1:06:53.454
17	3	6:40.825	3:22.809	1:29.731	1:48.285	3.553		20.659	6.740	296.1	23:13	1:13:34.279
18	3	3:47.904	36.252	1:28.447	1:43.205	3.545	4.060	18.233	6.443	296.9	23:17	1:17:22.183
19	3	3:59.719 B	34.956	1:29.655	1:55.108		4.064	20.216		300.2	23:21	1:21:21.902
20	2	5:40.100	2:22.605	1:30.363	1:47.132	3.592		19.424	6.953	296.1	23:27	1:27:02.002
21	2	3:54.390	35.873	1:31.993	1:46.524	3.570	4.098	19.576	6.675	297.7	23:30	1:30:56.392
22	2	3:49.952	35.781	1:29.239	1:44.932	3.862	4.089	18.538	6.498	296.1	23:34	1:34:46.344
23	2	3:51.491	37.253	1:28.618	1:45.620	3.563	4.157	18.510	6.701	296.1	23:38	1:38:37.835
24	2	4:01.340 B	35.759	1:28.682	1:56.899		4.080	21.617		296.1	23:42	1:42:39.175
25	2	5:48.187	2:35.441	1:28.310	1:44.436	3.557		18.724	6.466	297.7	23:48	1:48:27.362
26	2	3:45.929	35.236	1:27.125	1:43.568	3.540	4.078	18.213	6.460	297.7	23:52	1:52:13.291
27	2	3:46.860	35.083	1:27.755	1:44.022	3.468	4.063	18.872	6.559	296.9	23:56	1:56:00.151
28	2	3:44.800	34.892	1:27.050	1:42.858	3.550	4.034	18.143	6.403	297.7	23:59	1:59:44.951
29	2	3:55.084 B	35.042	1:27.009	1:53.033		4.062	18.566		296.1	00:03	2:03:40.035

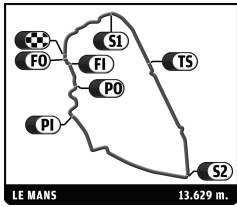
48 Murphy Prototypes
 1. Jody Firth 3. Brendon Hartley
 2. Warren Hughes
 Oreca 03 - Nissan LMP2

1	2	4:16.352	58.286	1:30.682	1:47.384	3.496		20.393	6.852	298.5	22:04	4:16.352
2	2	3:45.482	35.014	1:28.843	1:41.625	3.453	4.062	17.600	6.334	300.2	22:08	8:01.834
3	2	3:40.531	34.406	1:25.543	1:40.582	3.405	4.042	17.699	6.144	300.2	22:11	11:42.365
4	2	3:50.779	34.417	1:28.230	1:48.132	3.436	4.012	22.434	6.683	298.5	22:15	15:33.144
5	2	3:39.877	34.209	1:25.621	1:40.047	3.415	4.030	17.268	6.038	301.8	22:19	19:13.021
6	2	3:49.331	34.771	1:27.256	1:47.304	3.438	4.029	21.648	6.724	300.2	22:23	23:02.352
7	2	4:01.523 B	35.962	1:29.028	1:56.533		4.027	19.936		299.3	22:27	27:03.875
8	3	6:47.581 B	3:10.267	1:34.493	2:02.821			21.555		281.6	22:33	33:51.456
9	3	5:55.647	2:37.019	1:29.406	1:49.222	3.635		20.714	7.565	298.5	22:39	39:47.103
10	3	3:57.368	36.504	1:30.384	1:50.480	3.575	4.104	23.171	6.972	299.3	22:43	43:44.471
11	3	3:53.496	37.230	1:28.050	1:48.216	3.569	4.078	20.268	6.716	299.3	22:47	47:37.967
12	3	3:52.640	35.567	1:29.341	1:47.732	3.523	4.090	22.106	6.673	275.2	22:51	51:30.607
13	3	3:49.272	35.695	1:29.871	1:43.706	3.540	4.070	18.835	6.349	298.5	22:55	55:19.879
14	3	3:44.997	35.497	1:27.026	1:42.474	3.525	4.070	18.485	6.343	299.3	22:59	59:04.876



24 HEURES DU MANS

16-17 JUIN 2012



FIA WEC

80^e Edition des 24 Heures du Mans

Qualifying Practice Session 1

Sector Analysis

■ Personal Best ■ Session Best B Crossing the finish line in pit lane

Lap	D	Time	Sector 1	Sector 2	Sector 3	T6	T7	Porsche	Ford	T. Spd	Hour	Elapsed
15	3	3:53.990B	34.932	1:26.825	1:52.233		4.063	18.665		299.3	23:02	1:02:58.866
16	1	6:10.406	2:30.067	1:42.721	1:57.618	4.224		21.532	11.347	297.7	23:09	1:09:09.272
17	1	4:00.251	40.833	1:30.679	1:48.739	3.836	4.263	20.206	7.100	298.5	23:13	1:13:09.523
18	1	3:59.984	36.531	1:30.122	1:53.331	3.870	4.172	23.311	7.682	301.0	23:17	1:17:09.507
19	1	3:57.537	38.429	1:30.977	1:48.131	3.711	4.162	19.865	7.122	299.3	23:21	1:21:07.044
20	1	3:54.544	35.736	1:30.028	1:48.780	3.750	4.129	19.856	7.014	301.8	23:25	1:25:01.588
21	1	3:51.945	35.644	1:28.374	1:47.927	3.689	4.141	21.026	6.706	298.5	23:28	1:28:53.533
22	1	3:51.409	35.474	1:27.902	1:48.033	3.674	4.119	20.710	7.002	297.7	23:32	1:32:44.942
23	1	4:01.319B	36.824	1:28.737	1:55.758		4.101	20.168		299.3	23:36	1:36:46.261

49

Pecom Racing
1.Luis Perez Companc
2.Sohheil Ayari

3.Pierre Kaffer

Oreca 03 - Nissan
LMP2

1	3	8:02.012B	4:28.271	1:32.300	2:01.441			20.235		284.5	22:08	8:02.012
2	3	15:10.930	...	1:30.912	1:43.870	3.456		18.744	6.387	295.3	22:23	23:12.942
3	3	3:48.185	35.611	1:29.400	1:43.174	3.412	4.042	18.183	6.150	278.7	22:27	27:01.127
4	3	3:43.935	34.653	1:26.417	1:42.865	3.593	4.028	17.609	7.400	296.1	22:30	30:45.062
5	3	3:44.314	34.680	1:26.837	1:42.797	3.516	4.094	18.221	6.332	298.5	22:34	34:29.376
6	3	3:42.258	34.712	1:26.053	1:41.493	3.445	4.057	17.524	5.969	297.7	22:38	38:11.634
7	3	3:54.363B	34.319	1:25.884	1:54.160		4.031	19.523		296.9	22:42	42:05.997
8	2	6:14.534	2:51.670	1:32.381	1:50.483	3.586		18.662	6.706	226.7	22:48	48:20.531
9	2	3:44.671	35.055	1:26.679	1:42.937	3.549	4.099	18.793	6.331	296.9	22:52	52:05.202
10	2	3:43.376	34.579	1:25.999	1:42.798	3.505	4.082	19.146	6.153	299.3	22:55	55:48.578
11	2	3:44.089	34.430	1:27.409	1:42.250	3.655	4.066	17.491	6.175	296.1	22:59	59:32.667
12	2	3:41.916	34.425	1:25.940	1:41.551	3.599	4.105	18.216	6.128	296.9	23:03	1:03:14.583
13	2	4:02.187B	35.276	1:28.939	1:57.972		4.086	17.934		296.9	23:07	1:07:16.770
14	1	5:53.282	2:35.379	1:30.322	1:47.581	3.723		19.554	7.141	296.9	23:13	1:13:10.052
15	1	4:00.459	36.528	1:30.119	1:53.812	3.697	4.143	23.059	8.065	301.0	23:17	1:17:10.511
16	1	3:53.715	37.797	1:29.505	1:46.413	3.564	4.121	19.339	6.999	292.1	23:21	1:21:04.226
17	1	3:50.616	35.916	1:29.131	1:45.569	3.526	4.086	18.702	7.208	302.7	23:24	1:24:54.842
18	1	3:50.177	35.691	1:29.292	1:45.194	3.529	4.066	18.742	6.696	298.5	23:28	1:28:45.019
19	1	4:05.412B	35.671	1:29.013	2:00.728		4.065	19.705		298.5	23:32	1:32:50.431
20	3	17:00.817B	...	1:32.675	2:02.182			21.575		292.9	23:49	1:49:51.248
21	3	5:21.771	2:06.245	1:30.651	1:44.875	3.483		19.193	6.285	295.3	23:55	1:55:13.019
22	3	3:43.322	34.836	1:26.732	1:41.754	3.506	4.055	17.875	6.177	296.1	23:58	1:58:56.341
23	3	3:43.114	34.558	1:26.685	1:41.871	3.408	4.062	18.314	6.106	296.1	00:02	2:02:39.455

50

Larbre Competition
1.Patrick Bornhauser
2.Julien Canal

3.Pedro Lamy

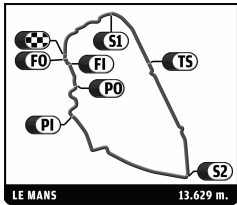
Chevrolet Corvette C6 ZR1
LMGTE Am

1	3	4:56.856	1:16.814	1:41.101	1:58.941	3.890		23.665	7.245	252.3	22:04	4:56.856
2	3	4:16.888B	39.127	1:35.283	2:02.478		4.423	21.420		283.8	22:09	9:13.744
3	3	11:54.231	8:22.076	1:37.805	1:54.350	3.774		21.862	6.765	247.8	22:21	21:07.975
4	3	4:14.650B	38.657	1:35.462	2:00.531		4.395	21.284		283.8	22:25	25:22.625
5	3	5:14.761	1:46.943	1:35.459	1:52.359	3.699		20.713	6.789	282.3	22:30	30:37.386
6	3	4:00.957	37.812	1:33.357	1:49.788	3.679	4.351	20.181	6.628	283.8	22:34	34:38.343
7	3	3:59.192	37.398	1:32.502	1:49.292	3.625	4.320	20.437	6.050	283.8	22:38	38:37.535
8	3	3:59.782	37.309	1:32.838	1:49.635	3.676	4.310	20.545	6.265	283.1	22:42	42:37.317
9	3	4:15.114	39.037	1:38.173	1:57.904	3.660	4.353	22.228	6.356	225.7	22:46	46:52.431
10	3	4:20.015B	37.808	1:34.718	2:07.489		4.329	22.904		282.3	22:51	51:12.446
11	1	9:19.232	5:34.905	1:41.205	2:03.122	4.565		25.040	8.832	233.5	23:00	1:00:31.678
12	1	4:17.615	42.510	1:37.611	1:57.494	3.847	5.102	23.065	7.340	278.0	23:04	1:04:49.293
13	1	4:18.533	40.624	1:37.125	2:00.784	4.832	4.398	23.103	10.735	283.1	23:09	1:09:07.826
14	1	4:25.429	46.215	1:38.884	2:00.330	4.014	5.030	23.833	7.564	269.8	23:13	1:13:33.255
15	1	4:13.366	40.551	1:36.865	1:55.950	3.859	4.452	22.709	7.158	280.9	23:17	1:17:46.621
16	1	4:10.476	39.131	1:36.392	1:54.953	3.977	4.401	22.397	6.978	280.9	23:21	1:21:57.097
17	1	4:24.118B	40.818	1:36.806	2:06.494		4.436	23.391		279.4	23:26	1:26:21.215
18	2	8:46.819	4:58.920	1:46.164	2:01.735	3.978		24.553	7.502	242.8	23:35	1:35:08.034
19	2	4:13.416	39.855	1:36.852	1:56.709	3.928	4.465	23.120	7.167	278.7	23:39	1:39:21.450



24 HEURES DU MANS

16-17 JUIN 2012



FIA WEC

80^e Edition des 24 Heures du Mans

Qualifying Practice Session 1

Sector Analysis

■ Personal Best ■ Session Best B Crossing the finish line in pit lane

Lap	D	Time	Sector 1	Sector 2	Sector 3	T6	T7	Porsche	Ford	T. Spd	Hour	Elapsed
20	2	4:12.876	39.112	1:36.603	1:57.161	3.950	4.433	24.582	7.252	280.2	23:43	1:43:34.326
21	2	4:35.540B	38.884	1:37.493	2:19.163		4.442	27.137		278.0	23:48	1:48:09.866
22	2	8:40.910	4:45.238	1:51.607	2:04.065	4.113		26.646	7.657	195.1	23:56	1:56:50.776
23	2	4:47.757B	40.612	1:40.790	2:26.355		4.478	26.976		279.4	00:01	2:01:38.533

55		JWA-Avila 1.Joël Camathias 2.Markus Palttala		3.Paul Daniels		Porsche 911 RSR (997) LMGTE Am						
1	3	5:28.608	1:45.416	1:40.312	2:02.880	4.032		25.793	7.920	265.2	22:05	5:28.608
2	3	4:24.476	41.870	1:40.276	2:02.330	4.060	4.528	25.620	7.765	277.3	22:09	9:53.084
3	3	4:29.399	41.646	1:41.609	2:06.144	4.114	4.528	26.980	8.155	284.5	22:14	14:22.483
4	3	4:22.483	42.401	1:39.063	2:01.019	4.094	4.551	25.332	7.747	242.3	22:18	18:44.966
5	3	4:20.958	41.885	1:38.449	2:00.624	4.107	4.534	24.711	7.925	282.3	22:23	23:05.924
6	3	4:21.961	41.795	1:39.264	2:00.902	4.109	4.537	25.069	7.565	232.5	22:27	27:27.885
7	3	4:37.827B	41.460	1:40.196	2:16.171		4.534	25.697		245.5	22:32	32:05.712
8	1	9:30.115	5:53.385	1:37.602	1:59.128	3.898		23.292	8.060	244.4	22:41	41:35.827
9	1	4:14.359	40.922	1:37.888	1:55.549	3.810	4.482	22.604	7.008	288.3	22:45	45:50.186
10	1	4:10.323	39.473	1:35.323	1:55.527	3.916	4.458	22.491	6.985	281.6	22:50	50:00.509
11	1	4:09.087	39.554	1:35.204	1:54.329	3.798	4.485	22.564	7.081	283.1	22:54	54:09.596
12	1	4:08.199	39.075	1:35.374	1:53.750	3.797	4.430	22.437	6.764	283.1	22:58	58:17.795
13	1	4:08.170	38.796	1:34.569	1:54.805	4.106	4.435	22.533	7.080	281.6	23:02	1:02:25.965
14	1	4:26.575B	39.563	1:36.394	2:10.618		4.627	23.095		280.9	23:06	1:06:52.540
15	2	8:32.446	4:54.405	1:39.127	1:58.914	3.929		23.824	7.680	243.3	23:15	1:15:24.986
16	2	4:11.461	39.850	1:35.501	1:56.110	3.859	4.482	22.735	7.128	283.8	23:19	1:19:36.447
17	2	4:11.189	39.377	1:35.264	1:56.548	3.859	4.455	23.345	7.139	282.3	23:23	1:23:47.636

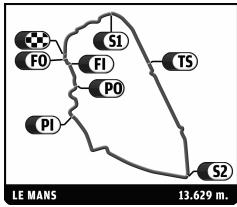
57		Krohn Racing 1.Tracy Krohn 2.Niclas Jönsson		3.Michele Rugolo		Ferrari 458 Italia LMGTE Am						
1	2	5:17.916	1:41.893	1:38.868	1:57.155	3.924		23.247	7.085	275.2	22:05	5:17.916
2	2	4:07.753	39.357	1:34.674	1:53.722	3.717	4.437	22.367	6.715	288.3	22:09	9:25.669
3	2	4:07.331	38.951	1:35.077	1:53.303	3.801	4.375	21.899	6.605	285.3	22:13	13:33.000
4	2	4:07.563	39.694	1:34.289	1:53.580	3.851	4.409	21.884	6.525	284.5	22:17	17:40.563
5	2	4:22.662B	38.830	1:34.587	2:09.245		4.424	22.484		285.3	22:22	22:03.225
6	2	13:33.813	9:59.043	1:39.383	1:55.387	3.869		22.487	6.712	280.2	22:35	35:37.038
7	2	4:06.156	38.830	1:34.432	1:52.894	3.685	4.429	22.361	6.370	285.3	22:39	39:43.194
8	2	4:16.852B	38.484	1:35.550	2:02.818		4.339	22.448		280.9	22:44	44:00.046
9	2	10:43.730	7:10.067	1:36.996	1:56.667	3.846		23.133	7.638	283.8	22:54	54:43.776
10	2	4:06.194	39.181	1:34.700	1:52.313	3.706	4.398	21.746	6.384	285.3	22:58	58:49.970
11	2	4:04.698	39.010	1:34.000	1:51.688	3.699	4.348	21.461	6.462	285.3	23:02	1:02:54.668
12	2	4:04.770	38.195	1:33.901	1:52.674	3.690	4.348	21.595	6.383	285.3	23:06	1:06:59.438
13	2	4:14.505B	38.137	1:33.214	2:03.154		4.328	22.635		289.8	23:11	1:11:13.943
14	3	7:12.887	3:31.445	1:39.187	2:02.255	3.966		26.167	7.318	262.6	23:18	1:18:26.830
15	3	4:13.432	39.832	1:36.635	1:56.965	3.877	4.465	23.323	7.035	283.1	23:22	1:22:40.262
16	3	4:12.459	38.839	1:35.939	1:57.681	4.109	4.426	23.335	7.901	283.8	23:26	1:26:52.721
17	3	4:13.247	41.115	1:37.267	1:54.865	3.857	4.498	22.262	6.855	286.8	23:31	1:31:05.968
18	3	4:18.958B	38.591	1:35.254	2:05.113		4.421	23.536		283.1	23:35	1:35:24.926
19	1	6:54.594	3:03.245	1:45.711	2:05.638	4.221		26.314	8.275	279.4	23:42	1:42:19.520
20	1	4:25.842	42.212	1:39.933	2:03.697	4.112	4.549	25.694	7.665	270.4	23:46	1:46:45.362
21	1	4:28.375	44.706	1:39.745	2:03.924	4.154	4.516	26.780	7.836	283.1	23:51	1:51:13.737
22	1	4:33.903	43.136	1:42.631	2:08.136	4.382	4.519	27.062	8.557	280.9	23:55	1:55:47.640
23	1	4:50.346B	43.399	1:46.767	2:20.180		4.602	28.344		240.7	00:00	2:00:37.986

58		Luxury Racing 1.Pierre Ehret 2.Franck Montecalvo		3.Gunnar Jeannette		Ferrari 458 Italia LMGTE Am						
1	3	4:45.679	1:12.805	1:39.509	1:53.365	3.695		22.216	6.578	280.9	22:04	4:45.679
2	3	4:03.377	38.573	1:33.977	1:50.827	3.672	4.379	21.082	6.241	286.8	22:08	8:49.056
3	3	4:14.071B	38.991	1:34.410	2:00.670		4.383	21.867		285.3	22:13	13:03.127



24 HEURES DU MANS

16-17 JUN 2012



FIA WEC

80^e Edition des 24 Heures du Mans

Qualifying Practice Session 1

Sector Analysis

■ Personal Best ■ Session Best B Crossing the finish line in pit lane

Lap	D	Time	Sector 1	Sector 2	Sector 3	T6	T7	Porsche	Ford	T. Spd	Hour	Elapsed
4	3	5:28.993	2:02.339	1:34.781	1:51.873	3.643		21.323	6.429	278.0	22:18	18:32.120
5	3	4:00.849	37.743	1:33.098	1:50.008	3.679	4.377	20.801	6.290	284.5	22:22	22:32.969
6	3	4:13.076 B	37.845	1:33.262	2:01.969		4.392	22.358		283.8	22:26	26:46.045
7	1	8:38.784	4:52.338	1:48.471	1:57.975	3.914		22.853	7.168	273.8	22:35	35:24.829
8	1	4:16.206	39.768	1:37.677	1:58.761	3.879	4.484	23.500	6.880	279.4	22:39	39:41.035
9	1	4:10.322	39.143	1:36.524	1:54.655	3.785	4.447	22.166	7.040	263.9	22:43	43:51.357
10	1	4:08.190	38.849	1:35.355	1:53.986	3.796	4.421	22.077	6.799	283.8	22:47	47:59.547
11	1	4:06.820	38.945	1:34.782	1:53.093	3.833	4.424	21.980	6.425	286.0	22:52	52:06.367
12	1	4:08.265	38.547	1:35.254	1:54.464	3.835	4.423	21.812	6.710	284.5	22:56	56:14.632
13	1	5:22.526 B	38.658	1:35.863	3:08.005		4.420	21.876		286.0	23:01	1:01:37.158
14	2	10:57.435 B	7:07.082	1:38.237	2:12.116			24.863		283.8	23:12	1:12:34.593
15	2	6:26.262	2:29.350	1:48.145	2:08.767	4.121		25.903	8.698	283.8	23:19	1:19:00.855
16	2	4:31.944	42.992	1:43.684	2:05.268	3.941	4.537	25.230	7.736	234.5	23:23	1:23:32.799
17	2	4:30.874	43.056	1:43.068	2:04.750	4.047	4.479	25.175	8.115	223.0	23:28	1:28:03.673
18	2	4:49.706 B	44.694	1:46.100	2:18.912		4.511	25.774		231.0	23:32	1:32:53.379

59

Luxury Racing

1. Frédéric Makowiecki
2. Jaime Melo

3. Dominik Farnbacher

Ferrari 458 Italia
LMGTE Pro

1	1	4:29.874	56.187	1:35.018	1:58.669	3.652		24.195	6.353	289.0	22:04	4:29.874
2	1	3:59.033	37.848	1:32.178	1:49.007	3.540	4.339	20.645	6.144	292.1	22:08	8:28.907
3	1	3:57.135	37.179	1:31.852	1:48.104	3.512	4.284	20.463	6.070	291.4	22:12	12:26.042
4	1	3:56.076	36.904	1:31.380	1:47.792	3.478	4.268	20.480	5.883	289.8	22:16	16:22.118
5	1	4:09.300 B	37.619	1:32.316	1:59.365		4.253	22.106		292.1	22:20	20:31.418
6	2	5:40.014	2:11.362	1:35.376	1:53.276	3.922		21.637	7.192	289.8	22:26	26:11.432
7	2	4:02.073	38.870	1:33.049	1:50.154	3.632	4.427	21.300	6.370	289.8	22:30	30:13.505
8	2	4:02.393	37.490	1:32.724	1:52.179	3.655	4.327	21.825	6.406	289.8	22:34	34:15.898
9	2	4:03.100	38.023	1:33.551	1:51.526	3.586	4.333	21.637	6.330	289.8	22:38	38:18.998
10	2	4:12.330 B	37.585	1:35.129	1:59.616		4.302	22.040		290.6	22:42	42:31.328
11	3	11:03.338	7:34.529	1:35.299	1:53.510	3.690		22.542	6.542	286.8	22:53	53:34.666
12	3	4:05.240	39.025	1:34.391	1:51.824	3.676	4.380	21.583	6.437	286.8	22:57	57:39.906
13	3	4:07.319	38.337	1:36.750	1:52.232	3.735	4.375	21.496	6.724	288.3	23:01	1:01:47.225
14	3	4:03.408	38.282	1:33.850	1:51.276	3.755	4.393	21.388	6.323	286.8	23:05	1:05:50.633
15	3	4:16.628 B	38.235	1:33.340	2:05.053		4.396	22.057		286.8	23:10	1:10:07.261

61

AF Corse-Waltrip

1. Robert Kauffman
2. Rui Aguas

3. Brian Vickers

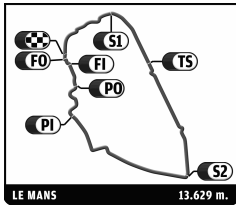
Ferrari 458 Italia
LMGTE Am

1	1	5:55.339	2:05.578	1:41.838	2:07.923	4.438		26.432	8.492	264.6	22:05	5:55.339
2	1	4:25.589	41.950	1:40.981	2:02.658	4.136	4.624	24.813	8.544	281.6	22:10	10:20.928
3	1	4:23.839	41.485	1:39.542	2:02.812	4.261	4.510	25.135	8.081	284.5	22:14	14:44.767
4	1	4:22.513	41.142	1:38.547	2:02.824	4.507	4.558	25.131	7.838	285.3	22:19	19:07.280
5	1	4:45.818 B	44.014	1:39.946	2:21.858	4.616		25.746		279.4	22:23	23:53.098
6	3	6:51.692	3:09.363	1:41.066	2:01.263	3.920		24.056	7.650	283.8	22:30	30:44.790
7	3	4:21.032	42.811	1:40.728	1:57.493	3.942	4.450	23.816	7.694	288.3	22:35	35:05.822
8	3	4:54.474 B	44.683	1:45.864	2:23.927		4.460	30.454		238.6	22:40	40:00.296
9	3	7:27.998	3:41.529	1:43.086	2:03.383	3.996		25.156	7.877	282.3	22:47	47:28.294
10	3	4:24.775	41.429	1:41.029	2:02.317	4.243	4.476	25.242	8.365	266.5	22:51	51:53.069
11	3	4:30.428	45.010	1:39.879	2:05.539	4.120	4.569	25.667	8.058	282.3	22:56	56:23.497
12	3	4:25.427	41.421	1:40.138	2:03.868	4.080	4.490	25.456	9.112	283.1	23:00	1:00:48.924
13	3	4:31.283 B	41.590	1:39.136	2:10.557		4.473	25.082		283.8	23:05	1:05:20.207
14	2	7:23.970	3:42.229	1:41.606	2:00.135	4.091		25.029	7.461	260.8	23:12	1:12:44.177
15	2	4:09.641	40.988	1:36.021	1:52.632	3.877	4.513	21.824	6.667	285.3	23:16	1:16:53.818
16	2	4:05.035	38.683	1:34.227	1:52.125	3.915	4.424	21.602	6.560	287.5	23:20	1:20:58.853
17	2	4:04.861	38.555	1:34.315	1:51.991	3.787	4.447	21.497	6.525	288.3	23:25	1:25:03.714
18	2	4:22.120 B	41.803	1:35.997	2:04.320		4.397	21.849		284.5	23:29	1:29:25.834
19	2	9:28.330	5:29.376	1:50.675	2:08.279	4.075		27.338	7.065	282.3	23:38	1:38:54.164
20	2	4:56.320 B	40.186	1:46.323	2:29.811		4.499	29.305		250.0	23:43	1:43:50.484



24 HEURES DU MANS

16-17 JUIN 2012



FIA WEC

80^e Edition des 24 Heures du Mans

Qualifying Practice Session 1

Sector Analysis

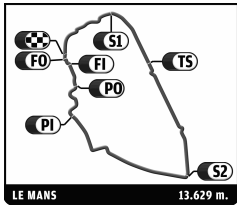
■ Personal Best ■ Session Best B Crossing the finish line in pit lane

Lap	D	Time	Sector 1	Sector 2	Sector 3	T6	T7	Porsche	Ford	T. Spd	Hour	Elapsed
66		JMW Motorsport 1. James Walker 2. Jonny Cocker 3. Roger Wills Ferrari 458 Italia LMGTE Pro										
1	2	5:25.769 B	50.711	2:03.505	2:31.553			28.799		232.0	22:05	5:25.769
2	2	7:33.013	3:58.662	1:40.436	1:53.915	3.667		21.764	6.400	263.3	22:12	12:58.782
3	2	4:03.001	38.157	1:33.478	1:51.366	3.688	4.339	21.442	6.627	288.3	22:17	17:01.783
4	2	4:08.907	41.616	1:34.275	1:53.016	3.661	4.342	20.957	6.905	286.0	22:21	21:10.690
5	2	4:00.883	37.844	1:33.448	1:49.591	3.594	4.346	20.501	5.844	289.8	22:25	25:11.573
6	2	4:11.631 B	37.865	1:33.950	1:59.816		4.327	21.344		285.3	22:29	29:23.204
7	1	6:05.304	2:31.118	1:38.993	1:55.193	3.833		22.468	6.799	257.7	22:35	35:28.508
8	1	4:13.197	39.569	1:39.049	1:54.579	3.776	4.426	22.077	7.235	273.2	22:39	39:41.705
9	1	4:05.494	38.803	1:35.481	1:51.210	3.789	4.384	21.219	6.271	286.8	22:43	43:47.199
10	1	4:03.266	38.097	1:34.567	1:50.602	3.689	4.411	20.903	6.076	289.0	22:47	47:50.465
11	1	4:04.094	37.735	1:33.539	1:52.820	3.743	4.362	21.163	7.569	289.8	22:51	51:54.559
12	1	4:12.693	39.404	1:36.436	1:56.853	3.726	4.372	22.503	7.336	290.6	22:56	56:07.252
13	1	4:17.768 B	39.414	1:36.602	2:01.752		4.373	21.474		277.3	23:00	1:00:25.020
14	3	16:43.617	...	1:40.855	1:59.983	3.957		24.889	7.095	240.7	23:17	1:17:08.637
15	3	4:19.859	41.713	1:38.139	2:00.007	3.919	4.492	25.131	6.988	273.8	23:21	1:21:28.496
16	3	4:17.507	40.558	1:38.235	1:58.714	3.896	4.473	24.190	6.943	286.8	23:25	1:25:46.003
17	3	4:18.240	40.955	1:37.440	1:59.845	3.904	4.461	24.736	7.112	283.1	23:30	1:30:04.243
18	3	4:28.329 B	40.627	1:38.552	2:09.150		4.466	24.190		254.7	23:34	1:34:32.572
19	2	17:36.545 B	...	1:39.996	2:07.011			23.369		265.8	23:52	1:52:09.117
67		Imsa Performance Matmut 1. Nicolas Armindo 2. Raymond Narac 3. Anthony Pons Porsche 911 RSR (997) LMGTE Am										
1	1	4:11.807	47.777	1:33.306	1:50.724	3.658		21.361	6.223	286.0	22:04	4:11.807
2	1	4:21.380 B	38.162	1:34.756	2:08.462		4.362	23.351		291.4	22:08	8:33.187
3	1	5:34.465	2:07.476	1:35.003	1:51.986	3.689		21.045	6.279	273.8	22:14	14:07.652
4	1	4:00.404	38.126	1:32.466	1:49.812	3.684	4.368	20.552	6.268	286.0	22:18	18:08.056
5	1	4:03.662	38.579	1:33.719	1:51.364	3.663	4.366	21.712	6.168	283.8	22:22	22:11.718
6	1	4:14.479 B	37.727	1:36.825	1:59.927		4.354	21.256		289.0	22:26	26:26.197
7	2	6:03.669	2:32.214	1:36.709	1:54.746	3.768		23.062	6.659	284.5	22:32	32:29.866
8	2	4:10.907	40.622	1:36.669	1:53.616	3.817	4.410	22.237	6.546	261.4	22:36	36:40.773
9	2	4:05.720	38.734	1:34.211	1:52.775	3.862	4.423	21.793	6.375	286.8	22:40	40:46.493
10	2	4:03.984	38.456	1:33.879	1:51.649	3.814	4.436	21.707	6.309	286.0	22:44	44:50.477
11	2	4:09.597	38.182	1:35.359	1:56.056	3.814	4.415	22.818	7.377	286.0	22:49	49:00.074
12	2	4:08.082	40.700	1:34.506	1:52.876	3.767	4.404	22.145	6.506	272.5	22:53	53:08.156
13	2	4:04.209	38.259	1:34.056	1:51.894	3.809	4.385	21.550	6.514	286.0	22:57	57:12.365
14	2	4:07.556	38.526	1:33.478	1:55.552	4.287	4.396	21.698	9.418	286.8	23:01	1:01:19.921
15	2	4:37.290 B	43.074	1:39.324	2:14.892		4.744	24.205		184.9	23:05	1:05:57.211
16	3	6:52.093	3:13.280	1:37.572	2:01.241	4.150		25.135	7.929	273.2	23:12	1:12:49.304
17	3	4:16.764	40.435	1:38.110	1:58.219	4.005	4.535	23.830	7.637	256.5	23:17	1:17:06.068
18	3	4:16.851	39.919	1:36.900	2:00.032	4.096	4.487	23.723	7.498	270.4	23:21	1:21:22.919
19	3	4:11.764	40.109	1:35.728	1:55.927	3.963	4.518	23.109	7.116	286.8	23:25	1:25:34.683
20	3	4:25.404 B	40.358	1:37.986	2:07.060		4.459	24.765		286.0	23:30	1:30:00.087
21	1	6:53.746	3:25.566	1:34.027	1:54.153	3.682		21.826	6.315	284.5	23:36	1:36:53.833
22	1	4:03.778	38.309	1:34.289	1:51.180	3.695	4.361	21.227	6.348	257.7	23:40	1:40:57.611
23	1	4:00.332	38.166	1:32.545	1:49.621	3.574	4.359	20.870	5.953	286.8	23:44	1:44:57.943
24	1	4:17.739 B	39.337	1:33.457	2:04.945		4.309	22.967		289.8	23:49	1:49:15.682
25	3	5:39.410	2:07.428	1:35.781	1:56.201	3.882		23.599	6.882	285.3	23:54	1:54:55.092
26	3	4:09.815	39.536	1:35.039	1:55.240	3.867	4.438	22.891	6.781	287.5	23:59	1:59:04.907
27	3	4:20.864 B	39.372	1:35.679	2:05.813		4.425	23.708		286.0	00:03	2:03:25.771
70		Larbre Competition 1. Jean-Philippe Belloc 2. Christophe Bourret 3. Pascal Gibon Chevrolet Corvette C6 ZR1 LMGTE Am										
1	1	5:15.224	1:36.367	1:41.927	1:56.930	3.907		23.098	7.276	248.3	22:05	5:15.224



24 HEURES DU MANS

16-17 JUIN 2012



FIA WEC

80^e Edition des 24 Heures du Mans

Qualifying Practice Session 1

Sector Analysis

■ Personal Best ■ Session Best B Crossing the finish line in pit lane

Lap	D	Time	Sector 1	Sector 2	Sector 3	T6	T7	Porsche	Ford	T. Spd	Hour	Elapsed
2	1	4:18.520B	39.252	1:35.966	2:03.302		4.413	22.480		283.8	22:09	9:33.744
3	1	13:04.876	9:28.178	1:37.718	1:58.980	3.796		24.226	6.871	275.2	22:22	22:38.620
4	1	4:03.445	38.248	1:34.281	1:50.916	3.746	4.386	21.267	6.525	281.6	22:26	26:42.065
5	1	4:03.021	37.912	1:33.454	1:51.655	3.850	4.360	21.037	7.710	281.6	22:30	30:45.086
6	1	4:03.441	37.707	1:33.169	1:52.565	3.789	4.364	21.202	6.605	282.3	22:34	34:48.527
7	1	4:38.864	40.339	1:49.090	2:09.435	3.848	4.375	25.533	7.408	226.2	22:39	39:27.391
8	1	4:27.117	38.899	1:34.680	2:13.538	3.950	4.391	32.542	9.332	280.2	22:43	43:54.508
9	1	4:19.941B	38.690	1:35.397	2:05.854		4.419	22.376		283.8	22:48	48:14.449
10	3	7:46.760	3:55.479	1:43.285	2:07.996	4.256		26.285	8.007	219.8	22:56	56:01.209
11	3	4:31.471	43.129	1:41.044	2:07.298	4.344	4.571	25.606	9.612	258.3	23:00	1:00:32.680
12	3	8:29.124B	44.388	2:37.135	5:07.601		4.900	59.482		195.5	23:09	1:09:01.804
13	3	7:03.682	2:50.685	1:54.929	2:18.068	4.504		28.744	9.375	206.2	23:16	1:16:05.486
14	3	4:42.385	46.055	1:45.736	2:10.594	4.464	4.625	26.999	8.940	250.6	23:20	1:20:47.871
15	3	4:36.337	44.762	1:42.723	2:08.852	4.524	4.630	26.324	8.528	261.4	23:25	1:25:24.208
16	3	4:59.485B	44.017	1:46.781	2:28.687		4.623	26.842		252.9	23:30	1:30:23.693
17	2	7:47.559	3:49.662	1:46.917	2:10.980	4.381		26.890	8.272	239.1	23:38	1:38:11.252
18	2	4:28.994	42.047	1:42.608	2:04.339	4.191	4.567	25.165	7.865	278.0	23:42	1:42:40.246
19	2	4:23.473	41.043	1:39.921	2:02.509	4.129	4.513	24.677	7.755	281.6	23:47	1:47:03.719
20	2	4:23.253	41.589	1:40.049	2:01.615	4.148	4.500	24.620	7.550	270.4	23:51	1:51:26.972
21	2	5:08.300	41.902	2:16.022	2:10.376	4.291	4.505	27.029	8.148	209.7	23:56	1:56:35.272
22	2	4:46.383B	44.036	1:44.539	2:17.808		4.540	26.850		236.0	00:01	2:01:21.655

71 AF Corse Ferrari 458 Italia LMGTE Pro
 1.Andrea Bertolini 3.Marco Cioci
 2.Olivier Beretta 4.Gianmaria Bruni

1	2	7:40.668	4:12.797	1:36.157	1:51.714	3.664		21.818	6.411	273.8	22:07	7:40.668
2	2	3:57.932	37.812	1:32.100	1:48.020	3.574	4.336	20.580	5.889	290.6	22:11	11:38.600
3	2	4:05.085	38.312	1:35.779	1:50.994	3.632	4.291	22.135	6.218	294.5	22:15	15:43.685
4	2	4:07.568B	37.221	1:31.624	1:58.723		4.317	21.904		296.1	22:19	19:51.253
5	2	5:51.295	2:29.467	1:32.258	1:49.570	3.652		20.997	6.269	293.7	22:25	25:42.548
6	2	3:57.509	37.283	1:31.447	1:48.779	3.597	4.326	20.464	5.847	293.7	22:29	29:40.057
7	2	4:03.101	37.529	1:33.044	1:52.528	3.838	4.290	22.705	6.217	295.3	22:33	33:43.158
8	2	3:58.331	37.565	1:32.250	1:48.516	3.543	4.400	20.554	5.900	290.6	22:37	37:41.489
9	2	4:14.136B	38.101	1:33.739	2:02.296		4.288	22.610		290.6	22:41	41:55.625
10	1	7:03.446	3:17.766	1:43.106	2:02.574	3.931		25.341	7.535	280.2	22:48	48:59.071
11	1	4:12.982	41.220	1:37.193	1:54.569	4.020	4.445	22.693	6.900	221.6	22:53	53:12.053
12	1	4:08.110	38.537	1:34.086	1:55.487	3.782	4.470	22.673	6.901	291.4	22:57	57:20.163
13	1	4:06.337	38.350	1:34.003	1:53.984	3.922	4.393	22.210	7.288	289.8	23:01	1:01:26.500
14	1	4:06.020	38.321	1:34.289	1:53.410	3.784	4.434	22.190	6.794	290.6	23:05	1:05:32.520
15	1	4:17.138B	38.433	1:34.264	2:04.441		4.391	23.379		289.8	23:09	1:09:49.658
16	1	10:22.951B	6:30.136	1:41.785	2:11.030			25.170		278.0	23:20	1:20:12.609
17	3	6:09.820	2:23.416	1:47.445	1:58.959	3.842		23.644	7.244	213.8	23:26	1:26:22.429
18	3	4:12.804	39.271	1:37.175	1:56.358	3.794	4.419	23.023	7.032	278.0	23:30	1:30:35.233
19	3	4:10.034	39.154	1:36.077	1:54.803	3.780	4.401	22.303	6.722	288.3	23:34	1:34:45.267
20	3	4:10.445	40.480	1:35.468	1:54.497	3.793	4.397	22.518	6.535	283.1	23:38	1:38:55.712
21	3	4:21.908B	38.937	1:35.825	2:07.146		4.392	22.772		287.5	23:43	1:43:17.620
22	4	7:09.763	3:38.644	1:35.702	1:55.417	3.719		22.590	6.538	284.5	23:50	1:50:27.383
23	4	4:03.491	37.742	1:33.823	1:51.926	3.660	4.363	21.316	6.259	290.6	23:54	1:54:30.874
24	4	4:00.028	37.322	1:32.491	1:50.215	3.733	4.334	21.151	6.199	290.6	23:58	1:58:30.902
25	4	4:04.355	37.175	1:32.105	1:55.075	3.718	4.357	23.578	7.084	292.1	00:02	2:02:35.257

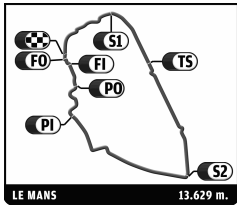
73 Corvette Racing Chevrolet Corvette C6 ZR1 LMGTE Pro
 1.Jordan Taylor 3.Jan Magnussen
 2.Antonio Garcia

1	3	4:33.285	1:00.549	1:38.896	1:53.840	3.833		21.183	6.847	240.7	22:04	4:33.285
2	3	3:59.539	37.993	1:32.564	1:48.982	3.703	4.414	20.430	6.282	287.5	22:08	



24 HEURES DU MANS

16-17 JUIN 2012



FIA WEC

80^e Edition des 24 Heures du Mans

Qualifying Practice Session 1

Sector Analysis

■ Personal Best ■ Session Best B Crossing the finish line in pit lane

Lap	D	Time	Sector 1	Sector 2	Sector 3	T6	T7	Porsche	Ford	T. Spd	Hour	Elapsed
12	3	12:33.004	9:02.163	1:36.375	1:54.466	3.851		21.964	7.023	279.4	23:10	1:10:38.749
13	3	4:05.047	38.793	1:34.420	1:51.834	3.750	4.443	21.366	6.392	283.8	23:14	1:14:43.796
14	3	4:04.675	38.098	1:33.469	1:53.108	3.734	4.398	21.614	6.566	284.5	23:18	1:18:48.471
15	3	4:03.887	37.927	1:33.302	1:52.658	3.740	4.381	21.937	6.501	285.3	23:22	1:22:52.358
16	3	4:01.790	37.798	1:32.988	1:51.004	3.735	4.386	21.270	6.246	284.5	23:26	1:26:54.148
17	3	4:13.332 B	38.144	1:33.862	2:01.326		4.379	22.366		284.5	23:31	1:31:07.480
18	3	9:51.032	6:24.212	1:35.358	1:51.462	3.699		21.363	6.423	263.3	23:40	1:40:58.512
19	3	4:00.224	37.837	1:32.417	1:49.970	3.600	4.354	20.941	6.024	289.8	23:44	1:44:58.736
20	3	4:09.682 B	37.867	1:32.880	1:58.935		4.305	21.257		283.8	23:49	1:49:08.418
21	3	5:13.194	1:48.949	1:33.628	1:50.617	3.613		20.857	6.546	282.3	23:54	1:54:21.612
22	3	3:59.033	37.334	1:32.074	1:49.625	3.517	4.323	21.338	5.928	285.3	23:58	1:58:20.645
23	3	3:58.035	37.020	1:32.414	1:48.601	3.532	4.281	20.475	5.973	283.1	00:02	2:02:18.680

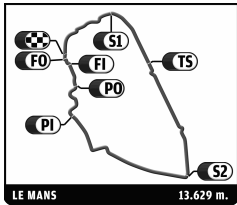
77		Team Felbermayr-Proton		3.Wolf Henzler		Porsche 911 RSR (997)		LMGTE Pro				
		1.Marc Lieb										
		2.Richard Lietz										
1	1	5:13.510	1:32.144	1:40.127	2:01.239	3.687		23.409	6.900	245.0	22:05	5:13.510
2	1	3:59.028	38.083	1:32.375	1:48.570	3.605	4.354	20.336	6.316	283.8	22:09	9:12.538
3	1	3:59.042	37.079	1:32.301	1:49.662	3.666	4.314	21.329	6.303	285.3	22:13	13:11.580
4	1	3:57.648	37.226	1:32.313	1:48.109	3.665	4.344	20.275	6.109	286.0	22:17	17:09.228
5	1	4:11.989 B	38.281	1:33.765	1:59.943		4.331	21.748		287.5	22:21	21:21.217
6	1	6:02.077	2:35.552	1:34.918	1:51.607	3.625		22.009	6.566	263.3	22:27	27:23.294
7	1	4:07.144	37.471	1:32.188	1:57.485	3.590	4.334	25.353	6.479	286.8	22:31	31:30.438
8	1	4:00.381	37.363	1:32.883	1:50.135	3.604	4.312	21.351	6.402	290.6	22:35	35:30.819
9	1	4:09.977 B	37.896	1:33.067	1:59.014		4.310	20.176		285.3	22:39	39:40.796
10	2	6:16.170	2:38.538	1:39.105	1:58.527	3.770		22.592	7.799	251.8	22:45	45:56.966
11	2	4:06.065	39.300	1:33.922	1:52.843	3.698	4.401	21.246	6.414	284.5	22:50	50:03.031
12	2	4:01.603	37.545	1:33.715	1:50.343	3.739	4.363	20.909	6.268	278.7	22:54	54:04.634
13	2	4:00.296	37.428	1:33.320	1:49.548	3.709	4.376	20.678	6.146	283.1	22:58	58:04.930
14	2	4:17.047 B	39.722	1:35.191	2:02.134		4.359	22.042		280.2	23:02	1:02:21.977
15	3	10:24.096	6:54.772	1:35.284	1:54.040	3.695		22.997	6.591	281.6	23:12	1:12:46.073
16	3	4:05.188	39.389	1:34.996	1:50.803	3.733	4.359	20.977	6.371	280.9	23:16	1:16:51.261
17	3	4:01.365	37.874	1:33.263	1:50.228	3.686	4.372	20.505	6.278	284.5	23:20	1:20:52.626
18	3	4:11.087 B	37.941	1:33.127	2:00.019		4.348	20.557		283.8	23:25	1:25:03.713
19	3	8:07.242 B	4:01.515	1:33.160	2:32.567			20.658		284.5	23:33	1:33:10.955

79		Flying Lizard Motorsports		3.Spencer Pumpelly		Porsche 911 RSR (997)		LMGTE Am				
		1.Seth Neiman										
		2.Patrick Pilet										
1	2	4:10.469	42.230	1:35.509	1:52.730	3.658		22.241	6.377	279.4	22:04	4:10.469
2	2	4:11.447 B	38.271	1:34.935	1:58.241		4.342	21.065		287.5	22:08	8:21.916
3	2	5:57.575	2:29.600	1:33.501	1:54.474	3.645		22.442	7.934	287.5	22:14	14:19.491
4	2	3:57.594	37.184	1:32.116	1:48.294	3.643	4.336	20.606	5.913	286.8	22:18	18:17.085
5	2	4:16.799 B	39.054	1:35.019	2:02.726		4.332	22.636		248.3	22:22	22:33.884
6	2	5:38.239	2:12.794	1:33.338	1:52.107	3.623		22.588	6.512	285.3	22:28	28:12.123
7	2	4:07.877 B	37.689	1:32.660	1:57.528		4.332	20.926		288.3	22:32	32:20.000
8	1	6:26.672	2:34.769	1:48.312	2:03.591	4.175		25.536	7.557	261.4	22:38	38:46.672
9	1	4:17.470	41.168	1:37.567	1:58.735	4.045	4.538	23.311	7.629	282.3	22:43	43:04.142
10	1	4:16.540	40.202	1:39.725	1:56.613	3.913	4.497	22.841	7.351	288.3	22:47	47:20.682
11	1	4:13.339	39.862	1:36.683	1:56.794	4.087	4.451	23.284	7.445	283.8	22:51	51:34.021
12	1	4:24.544 B	39.883	1:36.707	2:07.954		4.502	23.508		286.8	22:55	55:58.565
13	3	6:44.569	3:07.881	1:37.675	1:59.013	3.800		23.083	7.941	285.3	23:02	1:02:43.134
14	3	4:15.302	39.696	1:38.555	1:57.051	3.772	4.409	21.746	6.506	287.5	23:06	1:06:58.436
15	3	4:02.567	38.173	1:33.093	1:51.301	3.739	4.390	21.429	6.569	289.8	23:11	1:11:01.003
16	3	4:04.874	39.319	1:33.324	1:52.231	3.738	4.373	21.541	6.427	289.0	23:15	1:15:05.877
17	3	4:01.401	38.024	1:32.813	1:50.564	3.771	4.375	21.078	6.334	289.0	23:19	1:19:07.278
18	3	4:10.554 B	37.944	1:33.158	1:59.452		4.382	21.336		275.2	23:23	1:23:17.832
19	3	5:55.269	2:28.073	1:35.944	1:51.252	3.766		21.003	6.552	281.6	23:29	1:29:13.101
20	3	4:02.104	37.800	1:33.001	1:51.303	3.742	4.385	20.825	7.025	286.0	23:33	1:33:15.205



24 HEURES DU MANS

16-17 JUIN 2012



FIA WEC

80^e Edition des 24 Heures du Mans

Qualifying Practice Session 1

Sector Analysis

■ Personal Best ■ Session Best B Crossing the finish line in pit lane

Lap	D	Time	Sector 1	Sector 2	Sector 3	T6	T7	Porsche	Ford	T. Spd	Hour	Elapsed
21	3	4:10.825B	38.400	1:34.688	1:57.737		4.372	21.141		283.1	23:37	1:37:26.030

80		Flying Lizard Motorsports		3.Marco Holzer		Porsche 911 RSR (997)						
		1.Jörg Bergmeister				LMGTE Pro						
		2.Patrick Long										
1	1	8:43.792	5:18.041	1:34.769	1:50.982	3.552		21.122	6.131	274.5	22:08	8:43.792
2	1	3:58.717	37.497	1:32.578	1:48.642	3.581	4.305	20.210	6.037	285.3	22:12	12:42.509
3	1	3:58.779	37.107	1:32.789	1:48.883	3.585	4.309	20.374	6.089	283.8	22:16	16:41.288
4	1	3:59.263	37.205	1:32.795	1:49.263	3.730	4.319	20.247	6.535	283.1	22:20	20:40.551
5	1	4:15.465B	38.485	1:35.413	2:01.567		4.371	21.527		281.6	22:24	24:56.016
6	3	6:32.667	3:06.646	1:34.321	1:51.700	3.717		21.511	6.530	283.1	22:31	31:28.683
7	3	4:03.415	37.550	1:33.453	1:52.412	3.727	4.375	21.061	6.917	289.0	22:35	35:32.098
8	3	4:03.047	38.250	1:33.855	1:50.942	3.648	4.371	20.788	6.310	284.5	22:39	39:35.145
9	3	3:59.343	37.439	1:32.251	1:49.653	3.656	4.342	21.201	6.132	284.5	22:43	43:34.488
10	3	4:11.895B	37.528	1:33.950	2:00.417		4.354	21.466		285.3	22:47	47:46.383
11	2	6:53.885	3:23.244	1:35.955	1:54.686	3.842		22.580	6.799	280.2	22:54	54:40.268
12	2	4:06.298	38.865	1:34.732	1:52.701	3.754	4.425	21.936	6.614	282.3	22:58	58:46.566
13	2	4:03.139	37.908	1:33.307	1:51.924	3.791	4.390	21.584	6.417	283.1	23:02	1:02:49.705
14	2	4:07.633	37.815	1:34.798	1:55.020	3.753	4.393	21.871	6.538	284.5	23:06	1:06:57.338
15	2	4:03.253	37.833	1:33.712	1:51.708	3.824	4.379	21.789	6.505	283.8	23:11	1:11:00.591
16	2	4:07.775	38.646	1:33.556	1:55.573	3.795	4.409	23.744	6.662	284.5	23:15	1:15:08.366
17	2	4:03.432	38.032	1:33.518	1:51.882	3.783	4.394	21.896	6.329	286.8	23:19	1:19:11.798
18	2	4:05.076	37.843	1:33.872	1:53.361	3.747	4.381	22.507	6.712	273.8	23:23	1:23:16.874
19	2	4:01.825	37.702	1:33.091	1:51.032	3.744	4.369	21.558	6.208	284.5	23:27	1:27:18.699
20	2	4:01.589	37.748	1:32.816	1:51.025	3.767	4.361	21.267	6.291	285.3	23:31	1:31:20.288
21	2	4:12.382B	37.482	1:33.689	2:01.211		4.364	23.274		283.8	23:35	1:35:32.670

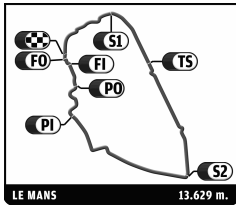
81		AF Corse		3.Matt Griffin		Ferrari 458 Italia						
		1.Piergiuseppe Perazzini				LMGTE Am						
		2.Nicola Cadei										
1	1	7:12.454	3:09.400	1:49.576	2:13.478	4.576		26.684	9.940	219.4	22:07	7:12.454
2	1	4:22.611	42.315	1:41.758	1:58.538	3.840	4.632	24.718	6.972	282.3	22:11	11:35.065
3	1	4:26.418B	39.668	1:40.007	2:06.743		4.427	24.302		281.6	22:16	16:01.483
4	3	9:21.618	5:42.470	1:40.891	1:58.257	3.878		23.610	7.125	260.8	22:25	25:23.101
5	3	4:10.155	39.200	1:36.187	1:54.768	3.766	4.431	22.594	6.757	282.3	22:29	29:33.256
6	3	4:12.195	41.286	1:36.762	1:54.147	3.741	4.389	22.634	6.473	283.1	22:33	33:45.451
7	3	4:06.465	38.410	1:34.541	1:53.514	3.801	4.366	22.146	6.562	285.3	22:37	37:51.916
8	3	4:21.147B	38.650	1:35.602	2:06.895		4.395	23.090		258.3	22:42	42:13.063
9	3	5:31.567	1:57.336	1:36.844	1:57.387	3.851		23.407	7.284	281.6	22:47	47:44.630
10	3	4:09.042	38.665	1:35.581	1:54.796	3.750	4.426	22.344	7.298	282.3	22:51	51:53.672
11	3	4:07.495	38.813	1:34.347	1:54.335	3.968	4.358	22.144	7.163	286.8	22:56	56:01.167
12	3	4:06.851	38.841	1:34.723	1:53.287	3.742	4.461	22.050	6.794	282.3	23:00	1:00:08.018
13	3	4:24.946B	38.293	1:35.042	2:11.611		4.381	22.567		281.6	23:04	1:04:32.964
14	2	7:08.551	3:31.830	1:36.941	1:59.780	3.907		24.792	7.230	283.1	23:11	1:11:41.515
15	2	4:10.752	39.074	1:36.209	1:55.469	3.833	4.454	22.450	6.809	283.1	23:15	1:15:52.267
16	2	4:07.354	38.570	1:35.680	1:53.104	3.853	4.423	22.381	6.673	284.5	23:19	1:19:59.621
17	2	4:14.447B	38.524	1:34.967	2:00.956		4.422	22.469		286.8	23:24	1:24:14.068
18	2	7:16.208	3:46.167	1:36.976	1:53.065	3.775		22.097	6.684	285.3	23:31	1:31:30.276
19	2	4:04.493	37.952	1:33.981	1:52.560	4.497	4.395	21.478	6.695	284.5	23:35	1:35:34.769
20	2	4:05.141	38.319	1:34.361	1:52.461	3.742	4.622	21.559	6.660	283.1	23:39	1:39:39.910
21	2	4:16.453B	37.856	1:34.197	2:04.400		4.379	22.762		286.8	23:43	1:43:56.363
22	1	5:58.695	2:18.258	1:40.561	1:59.876	4.001		24.388	7.235	256.5	23:49	1:49:55.058
23	1	4:15.327	39.840	1:37.722	1:57.765	3.922	4.471	23.760	7.095	285.3	23:54	1:54:10.385
24	1	4:12.582	39.521	1:36.670	1:56.391	3.925	4.450	23.291	7.064	282.3	23:58	1:58:22.967
25	1	4:12.138	39.195	1:36.243	1:56.700	3.884	4.440	23.318	7.491	285.3	00:02	2:02:35.105

83		JMB Racing		3.Philippe Illiano		Ferrari 458 Italia						
		1.Manuel Rodrigues				LMGTE Am						
		2.Alain Ferte										



24 HEURES DU MANS

16-17 JUIN 2012



FIA WEC

80^e Edition des 24 Heures du Mans

Qualifying Practice Session 1

Sector Analysis

■ Personal Best ■ Session Best B Crossing the finish line in pit lane

Lap	D	Time	Sector 1	Sector 2	Sector 3	T6	T7	Porsche	Ford	T. Spd	Hour	Elapsed
1	2	5:06.587	56.989	1:51.980	2:17.618	4.473		28.434	9.431	252.3	22:05	5:06.587
2	2	4:40.464	46.052	1:47.273	2:07.139	4.298	4.713	26.273	8.573	263.9	22:09	9:47.051
3	2	4:36.194	43.483	1:42.384	2:10.327	4.074	4.602	27.436	8.147	269.8	22:14	14:23.245
4	2	4:38.015B	44.500	1:40.977	2:12.538		4.488	25.460		280.9	22:19	19:01.260
5	2	5:46.078	2:09.814	1:40.547	1:55.717	3.851		22.423	7.103	272.5	22:24	24:47.338
6	2	4:12.236	40.680	1:36.618	1:54.938	3.789	4.427	21.867	7.010	286.0	22:28	28:59.574
7	2	4:04.416	38.682	1:34.356	1:51.378	3.738	4.404	21.163	6.513	285.3	22:33	33:03.990
8	2	4:08.198	38.907	1:36.554	1:52.737	3.745	4.375	21.844	6.794	281.6	22:37	37:12.188
9	2	4:21.765	37.937	1:34.387	2:09.441	3.914	4.379	21.048	24.800	285.3	22:41	41:33.953
10	2	4:16.365B	40.205	1:35.038	2:01.122		4.458	21.768		282.3	22:45	45:50.318
11	3	7:47.575	3:53.705	1:42.561	2:11.309	4.076		27.046	8.342	225.7	22:53	53:37.893
12	3	4:24.670	42.644	1:39.730	2:02.296	4.052	4.493	24.898	8.184	275.9	22:58	58:02.563
13	3	4:28.966	41.633	1:40.503	2:06.830	4.004	4.488	27.052	8.364	237.5	23:02	1:02:31.529
14	3	4:36.685	44.627	1:44.436	2:07.622	4.233	4.457	25.190	8.442	212.2	23:07	1:07:08.214
15	3	4:42.799B	42.712	1:40.312	2:19.775		4.551	25.455		284.5	23:11	1:11:51.013
16	1	7:01.916	3:08.204	1:43.397	2:10.315	4.295		28.717	8.477	264.6	23:18	1:18:52.929
17	1	4:31.134	42.832	1:41.713	2:06.589	4.281	4.554	25.929	7.852	279.4	23:23	1:23:24.063
18	1	4:28.846	42.343	1:41.066	2:05.437	4.361	4.539	25.980	8.163	285.3	23:27	1:27:52.909
19	1	4:30.439	43.618	1:41.125	2:05.696	4.163	4.559	27.530	8.685	268.5	23:32	1:32:23.348
20	1	4:48.073B	41.920	1:41.322	2:24.831		4.513	28.052		276.6	23:37	1:37:11.421
21	3	7:13.123	3:17.279	1:45.622	2:10.222	4.327		26.925	8.717	276.6	23:44	1:44:24.544
22	3	4:30.227	42.721	1:43.483	2:04.023	4.140	4.580	25.222	8.070	225.7	23:48	1:48:54.771
23	3	4:30.767	42.100	1:40.837	2:07.830	4.203	4.520	26.691	8.429	279.4	23:53	1:53:25.538
24	3	4:46.820B	44.899	1:42.740	2:19.181		4.522	26.319		246.1	23:58	1:58:12.358

88

Team Felbermayr-Proton

1. Christian Ried
2. Gianluca Roda

3. Paolo Ruberti

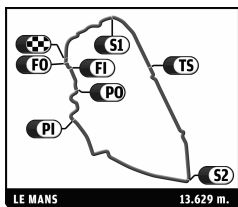
Porsche 911 RSR (997)
LMGTE Am

1	2	11:13.812	7:37.305	1:38.923	1:57.584	3.859		23.620	7.315	283.1	22:11	11:13.812
2	2	4:09.989	39.434	1:35.812	1:54.743	3.873	4.424	22.736	6.803	286.0	22:15	15:23.801
3	2	4:11.667	39.572	1:38.124	1:53.971	3.770	4.432	22.593	6.675	287.5	22:19	19:35.468
4	2	4:09.078	38.974	1:35.964	1:54.140	3.824	4.387	22.714	6.743	286.8	22:23	23:44.546
5	2	4:19.220B	38.697	1:36.017	2:04.506		4.404	22.929		286.0	22:28	28:03.766
6	3	5:48.859	2:20.649	1:34.403	1:53.807	3.710		21.517	6.187	286.0	22:33	33:52.625
7	3	4:00.976	37.896	1:32.769	1:50.311	3.667	4.373	21.455	6.294	288.3	22:37	37:53.601
8	3	3:59.830	37.814	1:32.726	1:49.290	3.630	4.345	20.879	6.070	286.0	22:41	41:53.431
9	3	3:59.529	37.814	1:31.998	1:49.717	3.680	4.341	21.112	6.043	290.6	22:45	45:52.960
10	3	4:13.653B	39.504	1:33.216	2:00.933		4.355	21.215		289.0	22:50	50:06.613
11	1	6:44.053	3:11.738	1:36.641	1:55.674	3.859		22.885	7.280	232.5	22:56	56:50.666
12	1	4:12.345	39.133	1:35.238	1:57.974	3.876	4.446	23.123	7.590	285.3	23:01	1:01:03.011
13	1	4:09.114	39.038	1:35.008	1:55.068	3.878	4.435	22.756	6.834	286.0	23:05	1:05:12.125
14	1	4:15.251	40.303	1:35.230	1:59.718	4.185	4.457	24.677	8.152	286.8	23:09	1:09:27.376
15	1	4:24.466B	40.217	1:35.904	2:08.345		4.551	24.309		286.8	23:13	1:13:51.842
16	3	6:27.789	2:59.005	1:35.184	1:53.600	3.792		21.305	6.244	286.0	23:20	1:20:19.631
17	3	4:00.748	37.850	1:32.956	1:49.942	3.716	4.401	20.853	6.054	286.8	23:24	1:24:20.379
18	3	4:00.297	37.754	1:32.971	1:49.572	3.894	4.373	20.850	6.003	285.3	23:28	1:28:20.676
19	3	4:10.692B	37.605	1:33.901	1:59.186		4.431	20.986		286.8	23:32	1:32:31.368
20	2	6:28.830	2:47.448	1:43.726	1:57.656	3.891		23.636	7.280	239.1	23:39	1:39:00.198
21	2	4:18.623	44.253	1:37.879	1:56.491	3.901	4.435	22.923	7.434	254.1	23:43	1:43:18.821
22	2	4:09.631	39.208	1:35.982	1:54.441	3.874	4.446	22.384	6.723	285.3	23:47	1:47:28.452
23	2	4:07.836	38.382	1:35.476	1:53.978	3.835	4.437	21.933	6.811	285.3	23:51	1:51:36.288
24	2	4:08.629	38.360	1:35.981	1:54.288	3.833	4.419	22.073	7.016			



24 HEURES DU MANS

16-17 JUIN 2012



FIA WEC

80^e Edition des 24 Heures du Mans

Qualifying Practice Session 1

Sector Analysis

■ Personal Best ■ Session Best B Crossing the finish line in pit lane

Lap	D	Time	Sector 1	Sector 2	Sector 3	T6	T7	Porsche	Ford	T. Spd	Hour	Elapsed
2	1	4:08.056	40.741	1:34.974	1:52.341	3.919	4.378	21.576	6.689	286.8	22:08	8:53.347
3	1	4:03.913	38.582	1:33.553	1:51.778	3.804	4.400	21.198	6.978	286.0	22:12	12:57.260
4	1	4:04.353	38.011	1:33.108	1:53.234	3.747	4.352	23.214	6.661	283.8	22:17	17:01.613
5	1	4:18.250B	39.655	1:37.686	2:00.909	4.320	4.320	21.288	6.661	285.3	22:21	21:19.863
6	3	6:43.100	3:16.803	1:34.865	1:51.432	3.755		20.870	6.796	284.5	22:28	28:02.963
7	3	4:02.134	38.394	1:33.666	1:50.074	3.737	4.350	20.466	6.587	286.0	22:32	32:05.097
8	3	4:00.788	37.443	1:32.928	1:50.417	3.788	4.341	20.536	6.694	283.1	22:36	36:05.885
9	3	4:01.372	38.021	1:33.181	1:50.170	3.825	4.360	20.242	6.985	284.5	22:40	40:07.257
10	3	4:13.255B	38.324	1:33.862	2:01.069	4.347	4.347	21.845	6.680	283.8	22:44	44:20.512
11	2	8:19.905	4:49.317	1:36.277	1:54.311	3.817		21.979	6.680	281.6	22:52	52:40.417
12	2	4:02.536	38.840	1:33.514	1:50.182	3.710	4.365	20.608	6.441	286.8	22:56	56:42.953
13	2	4:02.259	37.471	1:32.446	1:52.342	3.802	4.327	21.569	7.936	283.8	23:00	1:00:45.212
14	2	4:03.371	37.342	1:33.876	1:52.153	3.783	4.354	22.014	7.109	274.5	23:04	1:04:48.583
15	2	4:14.737B	38.759	1:33.398	2:02.580	4.350	4.350	20.951	6.661	281.6	23:09	1:09:03.320
16	2	6:52.725	3:21.519	1:39.072	1:52.134	3.776		22.194	6.493	283.8	23:15	1:15:56.045
17	2	3:58.448	37.664	1:31.959	1:48.825	3.703	4.336	20.058	6.339	287.5	23:19	1:19:54.493
18	2	3:59.268	36.973	1:32.585	1:49.710	3.702	4.314	20.629	6.432	284.5	23:23	1:23:53.761
19	2	3:57.466	37.186	1:31.991	1:48.289	3.579	4.306	20.143	5.972	284.5	23:27	1:27:51.227
20	2	4:12.112B	38.413	1:33.779	1:59.920	4.261	4.261	21.665	6.661	283.8	23:32	1:32:03.339

99

Aston Martin Racing
1.Allan Simonsen
2.Christoffer Nygaard

3.Kristian Poulsen

Aston Martin Vantage V8
LMGTE Am

1	3	23:08.412	...	1:36.422	2:00.143	4.199		26.013	7.431	285.3	22:23	23:08.412
2	3	4:08.308	39.899	1:35.396	1:53.013	3.786	4.494	22.124	6.599	273.2	22:27	27:16.720
3	3	4:06.968	38.386	1:34.693	1:53.889	3.863	4.360	22.480	6.928	284.5	22:31	31:23.688
4	3	4:08.180	38.855	1:35.139	1:54.186	3.766	4.389	22.579	7.137	284.5	22:35	35:31.868
5	3	4:06.100	39.861	1:33.108	1:53.131	3.800	4.333	22.335	6.566	289.0	22:39	39:37.968
6	3	4:05.778	38.090	1:33.508	1:54.180	3.793	4.348	23.504	6.817	287.5	22:43	43:43.746
7	3	4:05.064	39.323	1:33.927	1:51.814	3.789	4.353	22.064	6.635	286.8	22:47	47:48.810
8	3	4:04.535	38.040	1:33.044	1:53.451	3.837	4.343	22.351	7.001	286.8	22:51	51:53.345
9	3	4:12.737B	38.264	1:33.593	2:00.880	4.359	4.359	22.807	6.661	286.0	22:56	56:06.082
10	2	6:34.920	2:55.983	1:41.347	1:57.590	3.867		23.179	8.155	284.5	23:02	1:02:41.002
11	2	4:13.841	43.260	1:36.726	1:53.855	3.790	4.385	21.563	6.896	286.8	23:06	1:06:54.843
12	2	4:03.842	38.394	1:33.775	1:51.673	3.807	4.357	21.308	6.869	283.8	23:10	1:10:58.685
13	2	4:04.598	39.095	1:34.124	1:51.379	3.807	4.367	21.172	6.777	284.5	23:15	1:15:03.283
14	2	4:02.530	38.118	1:33.603	1:50.809	3.733	4.360	20.812	6.648	285.3	23:19	1:19:05.813
15	2	4:03.234	38.264	1:33.965	1:51.005	3.845	4.327	20.929	6.633	284.5	23:23	1:23:09.047
16	2	4:01.752	38.249	1:33.130	1:50.373	3.778	4.373	20.738	6.763	286.0	23:27	1:27:10.799
17	2	4:00.753	37.787	1:32.667	1:50.299	3.747	4.342	20.653	6.699	285.3	23:31	1:31:11.552
18	2	4:14.874B	39.067	1:32.561	2:03.246	4.324	4.324	22.185	6.661	286.0	23:35	1:35:26.426
19	1	7:05.756	3:32.597	1:36.897	1:56.262	3.943		23.378	6.980	283.1	23:42	1:42:32.182
20	1	4:01.410	38.009	1:32.272	1:51.129	3.764	4.415	21.203	6.392	284.5	23:46	1:46:33.592
21	1	3:59.946	37.955	1:32.290	1:49.701	3.644	4.354	21.130	6.200	285.3	23:50	1:50:33.538
22	1	4:04.217	37.724	1:32.154	1:54.339	3.852	4.302	21.761	7.336	287.5	23:54	1:54:37.755
23	1	4:03.688	37.828	1:33.475	1:52.385	3.817	4.368	21.797	6.686	285.3	23:58	1:58:41.443
24	1	3:58.725	37.682	1:32.105	1:48.938	3.585	4.363	20.657	6.173	285.3	00:02	2:02:40.168