

# FIA Formula E Championship

## Round 3 - Punta del Este ePrix

### Race

### Analysis

Official Timekeeper TAGHeuer

							<span style="color: green;">■</span> Personal Best <span style="color: purple;">■</span> Session Best <span style="color: blue;">■</span> Crossing the finish line in pit lane								
Lap	C	Time	Sector 1	Sector 2	Sector 3	Kph	Elapsed	Lap	Time	Sector 1	Sector 2	Sector 3	Kph	Elapsed	
<b>1 Nelson PIQUET JR</b> <span style="float: right;">BRA</span>															
NEXTEV TCR Formula E Team <span style="float: right;">NEXTEV TCR FormulaE 001</span>															
1	A	1:33.839	34.349	28.743	30.747	106.8	1:33.839	1	B	1:32.481	33.732	27.966	30.783	108.4	1:32.481
2	A	1:21.071	22.880	27.844	30.347	123.7	2:54.910	2	B	1:21.390	23.149	27.306	30.935	123.2	2:53.871
3	A	1:21.047	22.737	28.170	30.140	123.7	4:15.957	3	B	1:20.842	22.735	27.879	30.228	124.0	4:14.713
4	A	1:20.720	22.642	27.861	30.217	124.2	5:36.677	4	B	1:20.294	23.068	27.233	30.993	124.9	5:35.007
5	A	1:20.372	22.343	27.630	30.399	124.7	6:57.049	5	B	1:19.818	22.698	26.931	30.189	125.6	6:54.825
6	A	1:20.741	22.812	27.642	30.287	124.2	8:17.790	6	B	1:19.636	22.525	26.976	30.135	125.9	8:14.461
7	A	1:20.934	22.583	27.997	30.354	123.9	9:38.724	7	B	1:20.789	22.547	27.275	30.967	124.1	9:35.250
8	A	1:20.911	22.834	27.833	30.244	123.9	10:59.635	8	B	1:21.233	22.674	27.412	31.147	123.4	10:56.483
9	A	1:20.826	22.461	28.147	30.218	124.0	12:20.461	9	B	1:21.138	22.871	27.706	30.561	123.6	12:17.621
10	A	1:20.688	22.898	27.626	30.164	124.3	13:41.149	10	B	1:20.861	22.643	27.342	30.876	124.0	13:38.482
11	A	1:20.563	22.787	27.476	30.300	124.4	15:01.712	11	B	1:20.805	22.649	27.374	30.782	124.1	14:59.287
12	A	1:21.899	22.697	27.850	31.352	122.4	16:23.611	12	B	1:21.103	22.543	27.414	31.146	123.6	16:20.390
13	A	1:20.610	22.765	27.650	30.195	124.4	17:44.221	13	B	1:20.837	22.851	27.391	30.595	124.0	17:41.227
14	A	1:20.236	22.544	27.546	30.146	125.0	19:04.457	14	B	1:20.713	22.855	27.261	30.597	124.2	19:01.940
15	A	1:20.247	22.269	27.689	30.289	124.9	20:24.704	15	B	1:21.037	22.968	27.501	30.568	123.7	20:22.977
16	A	1:20.763	22.702	27.649	30.412	124.1	21:45.467	16	B	1:26.036B	22.535	27.641	35.860	116.5	21:49.013
17	A	1:24.983B	22.310	27.855	34.818	118.0	23:10.450	17	A	2:12.219	1:14.694	27.356	30.169	75.8	24:01.232
18	B	2:13.647	1:15.394	28.004	30.249	75.0	25:24.097	18	A	1:19.782	22.486	27.172	30.124	125.7	25:21.014
19	B	1:20.526	22.650	27.533	30.343	124.5	26:44.623	19	A	1:19.968	22.626	27.077	30.265	125.4	26:40.982
20	B	2:12.497	22.635	37.545	1:12.317	75.7	28:57.120	20	A	2:10.397	22.552	36.628	1:11.217	76.9	28:51.379
21	B	1:52.868	54.328	28.184	30.356	88.8	30:49.988	21	A	1:55.551	56.970	28.261	30.320	86.8	30:46.930
22	B	1:18.344	21.881	26.846	29.617	128.0	32:08.332	22	A	1:20.078	22.602	27.122	30.354	125.2	32:07.008
23	B	1:18.879	21.949	26.977	29.953	127.1	33:27.211	23	A	1:19.778	22.607	27.159	30.012	125.7	33:26.786
24	B	1:20.082	22.711	27.324	30.047	125.2	34:47.293	24	A	1:21.413	23.868	27.372	30.173	123.1	34:48.199
25	B	1:20.014	22.372	27.440	30.202	125.3	36:07.307	25	A	1:20.995	22.651	27.981	30.363	123.8	36:09.194
26	B	1:19.658	22.334	27.400	29.924	125.9	37:26.965	26	A	1:19.743	22.466	26.965	30.312	125.7	37:28.937
27	B	1:18.568	22.020	27.036	29.512	127.6	38:45.533	27	A	1:19.916	22.499	27.171	30.246	125.5	38:48.853
28	B	1:19.292	21.988	27.564	29.740	126.4	40:04.825	28	A	1:20.248	22.716	27.081	30.451	124.9	40:09.101
29	B	1:19.430	22.211	27.421	29.798	126.2	41:24.255	29	A	1:20.504	22.870	27.238	30.396	124.5	41:29.605
30	B	1:19.820	22.370	27.412	30.038	125.6	42:44.075	30	A	1:20.398	22.707	27.290	30.401	124.7	42:50.003
31	B	1:19.399	22.125	27.573	29.701	126.3	44:03.474	31	A	1:20.309	22.739	27.243	30.327	124.8	44:10.312
								32	A	1:22.758	22.973	27.430	32.355	121.1	45:33.070
								33	A	1:30.186	24.388	29.700	36.098	111.2	47:03.256
<b>2 Sam BIRD</b> <span style="float: right;">GBR</span>															
DS Virgin Racing Formula E Team <span style="float: right;">Virgin Racing Engineering DSV-01</span>															
1	A	1:26.262	28.299	27.552	30.411	116.2	1:26.262	1	A	1:26.956	28.630	27.777	30.549	115.3	1:26.956
2	A	1:20.341	22.825	27.473	30.043	124.8	2:46.603	2	A	1:20.482	22.750	27.550	30.182	124.6	2:47.438
3	A	1:19.725	22.338	27.252	30.135	125.8	4:06.328	3	A	1:19.540	22.410	27.113	30.017	126.0	4:06.978
4	A	1:20.364	22.478	27.376	30.510	124.8	5:26.692	4	A	1:20.569	22.562	27.744	30.263	124.4	5:27.547
5	A	1:21.111	22.610	27.262	31.239	123.6	6:47.803	5	A	1:20.701	22.761	27.237	30.703	124.2	6:48.248
6	A	1:20.848	22.315	27.422	31.111	124.0	8:08.651	6	A	1:19.951	22.302	27.239	30.410	125.4	8:08.199
7	A	1:20.649	22.740	27.435	30.474	124.3	9:29.300	7	A	1:20.521	22.789	27.285	30.447	124.5	9:28.720
8	A	1:20.050	22.388	27.374	30.288	125.2	10:49.350	8	A	1:20.073	22.450	27.307	30.316	125.2	10:48.793
9	A	1:20.139	22.488	27.279	30.372	125.1	12:09.489	9	A	1:20.119	22.600	27.130	30.389	125.1	12:08.912
10	A	1:20.795	22.316	27.299	31.180	124.1	13:30.284	10	A	1:19.733	22.448	27.155	30.130	125.7	13:28.645
11	A	1:19.623	22.425	27.170	30.028	125.9	14:49.907	11	A	1:19.725	22.406	27.157	30.162	125.8	14:48.370
12	A	1:19.981	22.419	27.413	30.149	125.4	16:09.888	12	A	1:19.873	22.372	27.191	30.310	125.5	16:08.243
13	A	1:20.285	22.403	27.447	30.435	124.9	17:30.173	13	A	1:20.433	22.573	27.365	30.495	124.7	17:28.676
14	A	1:20.338	22.442	27.463	30.433	124.8	18:50.511	14	A	1:19.968	22.560	27.323	30.085	125.4	18:48.644
15	A	1:19.857	22.415	27.181	30.261	125.5	20:10.368	15	A	1:19.913	22.506	27.192	30.215	125.5	20:08.557
16	A	1:20.527	22.877	27.233	30.417	124.5	21:30.895	16	A	1:20.410	22.600	27.341	30.469	124.7	21:28.967
17	A	1:23.403B	22.191	27.442	33.770	120.2	22:54.298	17	A	1:24.294B	22.648	27.363	34.283	118.9	22:53.261
<b>4 Stéphane SARRAZIN</b> <span style="float: right;">FRA</span>															
Venturi Formula E Team <span style="float: right;">Venturi VM200-FE-01</span>															
1	A	1:26.956	28.630	27.777	30.549	115.3	1:26.956	1	A	1:26.956	28.630	27.777	30.549	115.3	1:26.956
2	A	1:20.482	22.750	27.550	30.182	124.6	2:47.438	2	A	1:20.482	22.750	27.550	30.182	124.6	2:47.438
3	A	1:19.540	22.410	27.113	30.017	126.0	4:06.978	3	A	1:19.540	22.410	27.113	30.017	126.0	4:06.978
4	A	1:20.569	22.562	27.744	30.263	124.4	5:27.547	4	A	1:20.569	22.562	27.744	30.263	124.4	5:27.547
5	A	1:20.701	22.761	27.237	30.703	124.2	6:48.248	5	A	1:20.701	22.761	27.237	30.703	124.2	6:48.248
6	A	1:19.951	22.302	27.239	30.410	125.4	8:08.199	6	A	1:19.951	22.302	27.239	30.410	125.4	8:08.199
7	A	1:20.521	22.789	27.285	30.447	124.5	9:28.720	7	A	1:20.521	22.789	27.285	30.447	124.5	9:28.720
8	A	1:20.073	22.450	27.307	30.316	125.2	10:48.793	8	A	1:20.073	22.450	27.307	30.316	125.2	10:48.793
9	A	1:20.119	22.600	27.130	30.389	125.1	12:08.912	9	A	1:20.119	22.600	27.130	30.389	125.1	12:08.912
10	A	1:19.733	22.448	27.155	30.130	125.7	13:28.645	10	A	1:19.733	22.448	27.155	30.130	125.7	13:28.645
11	A	1:19.725	22.406	27.157	30.162	125.8	14:48.370	11	A	1:19.725	22.406	27.157	30.162	125.8	14:48.370
12	A	1:19.873	22.372	27.191	30.310	125.5	16:08.243	12	A	1:19.873	22.372	27.191	30.310	125.5	16:08.243
13	A	1:20.433	22.573	27.365	30.495	124.7	17:28.676	13	A	1:20.433	22.573	27.365	30.495	124.7	17:28.676
14	A	1:19.968	22.560	27.323	30.085	125.4	18:48.644	14	A	1:19.968	22.560	27.323	30.085	125.4	18:48.644
15	A	1:19.913	22.506	27.192	30.215	125.5	20:08.557	15	A	1:19.913	22.506	27.192	30.215	125.5	20:08.557
16	A	1:20.410	22.600	27.341	30.469	124.7	21:28.967	16	A	1:20.410	22.600	27.341	30.469	124.7	21:28.967
17	A	1:24.294B	22.648	27.363	34.283	118.9	22:53.261	17	A	1:24.294B	22.648	27.363	34.283	118.9	22:53.261
18	B	2:14.258	1:16.286	27.967	30.005	74.7	25:07.519	18	B	2:14.258	1:16.286	27.967	30.005	74.7	25:07.519
19	B	1:18.216	22.029	26.633	29.554	128.2	26:25.735	19	B	1:18.216	22.029	26.633	29.554	128.2	26:25.735
20	B	1:33.504	22.094	2											



# FIA Formula E Championship

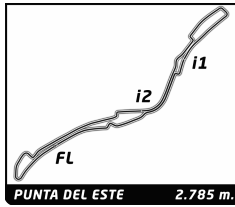
## Round 3 - Punta del Este ePrix

### Race

### Analysis

Official Timekeeper TAGHeuer

Personal Best							Session Best		B Crossing the finish line in pit lane									
Lap	C	Time	Sector 1	Sector 2	Sector 3	Kph	Elapsed	Lap	Time	Sector 1	Sector 2	Sector 3	Kph	Elapsed				
22	B	1:17.891	22.108	26.508	29.275	128.7	31:43.396	7	A	1:21.744	23.497	27.911	30.336	122.7	9:32.891			
23	B	1:18.566	22.070	26.839	29.657	127.6	33:01.962	8	A	1:20.524	22.906	27.480	30.138	124.5	10:53.415			
24	B	1:18.200	22.045	26.641	29.514	128.2	34:20.162	9	A	1:19.682	22.546	27.108	30.028	125.8	12:13.097			
25	B	1:17.871	21.918	26.603	29.350	128.8	35:38.033	10	A	1:19.865	22.311	27.302	30.252	125.5	13:32.962			
26	B	1:17.804	21.901	26.712	29.191	128.9	36:55.837	11	A	1:20.496	22.660	27.467	30.369	124.6	14:53.458			
27	B	1:18.216	22.187	26.666	29.673	128.2	38:14.053	12	A	1:19.833	22.545	27.071	30.217	125.6	16:13.291			
28	B	1:18.387	22.291	26.789	29.307	127.9	39:32.440	13	A	1:19.699	22.591	27.047	30.061	125.8	17:32.990			
29	B	1:18.127	22.104	26.553	29.470	128.3	40:50.567	14	A	1:20.359	22.858	27.247	30.254	124.8	18:53.349			
30	B	1:17.898	21.951	26.748	29.199	128.7	42:08.465	15	A	1:20.048	22.513	27.298	30.237	125.2	20:13.397			
31	B	1:18.886	23.038	26.645	29.203	127.1	43:27.351	16	A	1:20.806	23.117	27.188	30.501	124.1	21:34.203			
32	B	1:19.122	22.295	27.059	29.768	126.7	44:46.473	17	A	1:24.183	22.615	27.261	34.307	119.1	22:58.386			
33	B	1:20.031	22.127	26.880	31.024	125.3	46:06.504	18	B	2:11.047	1:13.741	27.350	29.956	76.5	25:09.433			
<b>7 Jérôme D'AMBROSIO</b> BEL																		
Dragon Racing								Venturi VM200-FE-01										
1	B	1:25.660	27.480	27.653	30.527	117.0	1:25.660	19	B	1:19.086	22.598	26.732	29.756	126.8	26:28.519			
2	B	1:20.251	22.912	27.339	30.000	124.9	2:45.911	20	B	1:34.660	22.409	26.996	45.255	105.9	28:03.179			
3	B	1:19.614	22.473	27.134	30.007	125.9	4:05.525	21	B	2:22.902	57.319	55.407	30.176	70.2	30:26.081			
4	B	1:19.695	22.372	27.226	30.097	125.8	5:25.220	22	B	1:18.845	22.452	26.776	29.617	127.2	31:44.926			
5	B	1:19.914	22.570	27.385	29.959	125.5	6:45.134	23	B	1:18.599	21.949	26.725	29.925	127.6	33:03.525			
6	B	1:20.090	22.531	27.286	30.273	125.2	8:05.224	24	B	1:19.038	22.351	26.766	29.921	126.9	34:22.563			
7	B	1:20.173	22.432	27.285	30.456	125.1	9:25.397	25	B	1:19.176	22.287	27.040	29.849	126.6	35:41.739			
8	B	1:21.004	22.632	27.332	31.040	123.8	10:46.401	26	B	1:19.430	22.428	27.221	29.781	126.2	37:01.169			
9	B	1:20.575	22.581	27.526	30.468	124.4	12:06.976	27	B	1:19.896	22.434	27.067	30.395	125.5	38:21.065			
10	B	1:20.119	22.583	27.241	30.295	125.1	13:27.095	28	B	1:20.173	22.636	27.371	30.166	125.1	39:41.238			
11	B	1:19.810	22.533	27.213	30.064	125.6	14:46.905	29	B	1:19.905	22.379	27.377	30.149	125.5	41:01.143			
12	B	1:19.481	22.363	27.139	29.979	126.1	16:06.386	30	B	1:20.783	22.891	27.549	30.343	124.1	42:21.926			
13	B	1:19.850	22.618	27.122	30.110	125.6	17:26.236	31	B	1:18.905	22.224	26.941	29.740	127.1	43:40.831			
14	B	1:20.414	22.506	27.538	30.370	124.7	18:46.650	32	B	1:19.463	22.265	27.349	29.849	126.2	45:00.294			
15	B	1:19.964	22.531	27.029	30.404	125.4	20:06.614	33	B	1:20.460	22.357	27.048	31.055	124.6	46:20.754			
16	B	1:19.962	22.622	27.138	30.202	125.4	21:26.576	<b>9 Sébastien BUEMI</b> CHE										
17	B	1:25.907	22.626	27.869	35.412	116.7	22:52.483	Renault e.Dams										
18	A	2:13.709	1:16.278	27.558	29.873	75.0	25:06.192	Renault Z.E 15										
19	A	1:18.887	22.298	26.874	29.715	127.1	26:25.079	1	B	1:27.553	29.298	27.717	30.538	114.5	1:27.553			
20	A	1:32.237	22.007	27.191	43.039	108.7	27:57.316	2	B	1:20.587	22.773	27.393	30.421	124.4	2:48.140			
21	A	2:27.949	59.283	58.286	30.380	67.8	30:25.265	3	B	1:19.334	22.262	26.945	30.127	126.4	4:07.474			
22	A	1:17.789	21.953	26.479	29.357	128.9	31:43.054	4	B	1:19.445	22.345	26.920	30.180	126.2	5:26.919			
23	A	1:18.165	22.058	26.668	29.439	128.3	33:01.219	5	B	1:20.036	22.817	27.216	30.003	125.3	6:46.955			
24	A	1:18.057	22.155	26.581	29.321	128.4	34:19.276	6	B	1:18.677	22.028	26.913	29.736	127.4	8:05.632			
25	A	1:18.035	22.133	26.648	29.254	128.5	35:37.311	7	B	1:20.046	22.604	27.126	30.316	125.3	9:25.678			
26	A	1:17.902	21.931	26.549	29.422	128.7	36:55.213	8	B	1:20.192	22.933	27.147	30.112	125.0	10:45.870			
27	A	1:18.392	21.944	27.088	29.360	127.9	38:13.605	9	B	1:19.936	22.616	27.165	30.155	125.4	12:05.806			
28	A	1:18.326	22.198	26.889	29.239	128.0	39:31.931	10	B	1:20.118	22.640	27.369	30.109	125.1	13:25.924			
29	A	1:17.885	22.132	26.766	28.987	128.7	40:49.816	11	B	1:19.753	22.732	27.144	29.877	125.7	14:45.677			
30	A	1:18.318	22.156	26.752	29.410	128.0	42:08.134	12	B	1:19.083	22.436	26.734	29.913	126.8	16:04.760			
31	A	1:18.411	22.152	26.808	29.451	127.9	43:26.545	13	B	1:19.335	22.500	26.909	29.926	126.4	17:24.095			
32	A	1:19.268	22.249	27.067	29.952	126.5	44:45.813	14	B	1:19.184	22.301	26.897	29.986	126.6	18:43.279			
33	A	1:20.609	22.391	26.855	31.363	124.4	46:06.422	15	B	1:19.736	22.387	26.968	30.381	125.7	20:03.015			
<b>8 Nicolas PROST</b> FRA																		
Renault e.Dams								Renault Z.E 15										
1	A	1:29.308	31.029	28.013	30.266	112.3	1:29.308	16	B	1:19.489	22.388	26.875	30.226	126.1	21:22.504			
2	A	1:20.538	22.924	27.576	30.038	124.5	2:49.846	17	B	1:24.023	22.314	27.079	34.630	119.3	22:46.527			
3	A	1:20.068	22.609	27.388	30.071	125.2	4:09.914	18	A	2:12.971	1:14.673	27.911	30.387	75.4	24:59.498			
4	A	1:19.458	22.365	27.136	29.957	126.2	5:29.372	19	A	1:19.850	22.654	26.932	30.264	125.6	26:19.348			
5	A	1:20.722	22.578	27.150	30.994	124.2	6:50.094	20	A	1:30.816	22.515	26.606	41.695	110.4	27:50.164			
6	A	1:21.053	22.861	27.201	30.991	123.7	8:11.147	21	A	2:31.156	57.301	1:04.010	29.845	66.3	30:21.320			
								22	A	1:17.939	21.939	26.562	29.438	128.6	31:39.259			
								23	A	1:17.413	21.824	26.352	29.237	129.5	32:56.672			
								24	A	1:17.523	21.739	26.386	29.398	129.3	34:14.195			
								25	A	1:17.845	21.937	26.549	29.359	128.8	35:32.040			
								26	A	1:17.726	21.944	26.571	29.211	129.0	36:49.766			
								27	A	1:17.631	21.742	26.619	29.270	129.1	38:07.397			



# FIA Formula E Championship

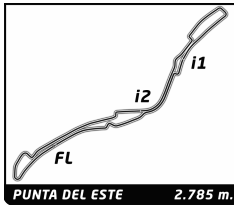
## Round 3 - Punta del Este ePrix

### Race

### Analysis

Official Timekeeper TAGHeuer

Lap	C	Time	Sector 1	Sector 2	Sector 3	Kph	Elapsed	Lap	Time	Sector 1	Sector 2	Sector 3	Kph	Elapsed	
28	A	1:17.904	22.086	26.616	<b>29.202</b>	128.7	39:25.301	13	B	1:34.006	26.212	30.445	37.349	106.7	19:28.089
29	A	1:17.831	21.834	26.694	29.303	128.8	40:43.132	14	B	1:28.959	25.858	30.286	32.815	112.7	20:57.048
30	A	1:17.986	21.882	26.639	29.465	128.6	42:01.118	15	B	1:31.244	<b>B</b> 24.767	29.324	37.153	109.9	22:28.292
31	A	1:18.580	22.449	26.644	29.487	127.6	43:19.698	16	A	2:25.498	1:25.365	28.420	31.713	68.9	24:53.790
32	A	1:18.296	22.076	26.750	29.470	128.1	44:37.994	17	A	1:25.055	24.232	29.030	31.793	117.9	26:18.845
33	A	1:21.703	22.283	27.305	32.115	122.7	45:59.697	18	A	1:39.593	24.526	29.344	45.723	100.7	27:58.438
<b>11 Lucas DI GRASSI</b> BRA ABT Schaeffler Audi Sport ABT Schaeffler FE01								<b>23 Oliver ROWLAND</b> GBR Mahindra Racing Formula E Team Mahindra M2ELECTRO							
1	A	1:28.085	29.844	27.975	30.266	113.8	1:28.085	1	A	1:38.269	36.836	29.296	32.137	102.0	1:38.269
2	A	1:20.435	22.679	27.627	30.129	124.6	2:48.520	2	A	1:21.895	23.288	27.585	31.022	122.4	3:00.164
3	A	1:19.459	22.565	26.985	29.909	126.2	4:07.979	3	A	1:22.054	23.144	27.839	31.071	122.2	4:22.218
4	A	1:19.850	22.666	27.182	30.002	125.6	5:27.829	4	A	1:21.656	23.043	27.804	30.809	122.8	5:43.874
5	A	1:21.816	22.882	27.155	31.779	122.5	6:49.645	5	A	1:21.517	22.933	27.586	30.998	123.0	7:05.391
6	A	1:20.580	22.769	27.279	30.532	124.4	8:10.225	6	A	1:21.901	22.936	27.865	31.100	122.4	8:27.292
7	A	1:19.523	22.523	26.930	30.070	126.1	9:29.748	7	A	1:21.693	22.984	27.701	31.008	122.7	9:48.985
8	A	1:19.869	22.706	27.049	30.114	125.5	10:49.617	8	A	1:21.833	22.911	27.801	31.121	122.5	11:10.818
9	A	1:20.110	22.688	27.292	30.130	125.2	12:09.727	9	A	1:22.785	22.888	27.744	32.153	121.1	12:33.603
10	A	1:20.205	22.655	27.001	30.549	125.0	13:29.932	10	A	1:21.806	23.166	27.768	30.872	122.6	13:55.409
11	A	1:19.153	22.355	26.758	30.040	126.7	14:49.085	11	A	1:21.786	23.164	27.938	30.684	122.6	15:17.195
12	A	1:19.669	22.542	26.983	30.144	125.8	16:08.754	12	A	1:21.733	22.952	27.891	30.890	122.7	16:38.928
13	A	1:20.211	22.605	27.194	30.412	125.0	17:28.965	13	A	1:22.743	23.107	28.697	30.939	121.2	18:01.671
14	A	1:19.952	22.802	27.215	29.935	125.4	18:48.917	14	A	1:23.192	23.046	27.620	32.526	120.5	19:24.863
15	A	1:19.960	22.690	27.269	30.001	125.4	20:08.877	15	A	1:23.512	23.282	28.489	31.741	120.1	20:48.375
16	A	1:20.272	22.651	27.439	30.182	124.9	21:29.149	16	A	1:22.387	23.509	27.963	30.915	121.7	22:10.762
17	A	1:24.620	<b>B</b> 22.912	27.424	34.284	118.5	22:53.769	17	A	1:22.636	23.189	28.037	31.410	121.3	23:33.398
18	B	2:10.015	1:13.532	26.926	29.557	77.1	25:03.784	18	A	1:28.376	<b>B</b> 23.748	28.181	36.447	113.4	25:01.774
19	B	1:18.491	22.295	26.634	29.562	127.7	26:22.275	19	B	2:23.397	1:14.940	27.924	40.533	69.9	27:25.171
20	B	1:29.681	22.286	26.978	40.417	111.8	27:51.956	20	B	2:48.697	56.948	1:08.174	43.575	59.4	30:13.868
21	B	2:29.974	57.667	1:02.650	29.657	66.9	30:21.930	21	B	1:20.499	22.781	27.348	30.370	124.5	31:34.367
22	B	<b>1:17.795</b>	21.967	<b>26.507</b>	29.321	128.9	31:39.725	22	B	<b>1:19.760</b>	22.448	<b>26.935</b>	30.377	125.7	32:54.127
23	B	1:17.914	22.155	26.583	<b>29.176</b>	128.7	32:57.639	23	B	1:23.242	22.322	29.260	31.660	120.4	34:17.369
24	B	1:17.879	21.960	26.605	29.314	128.7	34:15.518	24	B	1:20.185	<b>22.162</b>	27.023	31.000	125.0	35:37.554
25	B	1:18.375	22.151	26.811	29.413	127.9	35:33.893	25	B	1:21.049	23.619	27.245	<b>30.185</b>	123.7	36:58.603
26	B	1:17.958	21.932	26.658	29.368	128.6	36:51.851	26	B	1:20.960	22.177	27.640	31.143	123.8	38:19.563
27	B	1:17.801	<b>21.862</b>	26.607	29.332	128.9	38:09.652	27	B	1:23.715	25.306	27.748	30.661	119.8	39:43.278
28	B	1:18.201	22.054	26.580	29.567	128.2	39:27.853	28	B	1:21.046	22.797	27.682	30.567	123.7	41:04.324
29	B	1:18.243	22.005	26.589	29.649	128.1	40:46.096	29	B	1:22.677	22.511	29.385	30.781	121.3	42:27.001
30	B	1:18.330	22.109	26.656	29.565	128.0	42:04.426	30	B	1:20.674	22.610	27.431	30.633	124.3	43:47.675
31	B	1:18.664	22.347	26.739	29.578	127.5	43:23.090	31	B	1:21.823	22.545	28.381	30.897	122.5	45:09.498
32	B	1:18.793	22.181	26.938	29.674	127.2	44:41.883	32	B	1:25.657	22.673	28.262	34.722	117.0	46:35.155
33	B	1:21.348	22.429	27.037	31.882	123.2	46:03.231	<b>25 Jean-Eric VERGNE</b> FRA DS Virgin Racing Formula E Team Virgin Racing Engineering DSV-01							
1	B	1:30.380	31.530	28.003	30.847	110.9	1:30.380	1	B	1:36.143	35.702	28.685	31.756	104.3	1:36.143
2	B	1:20.440	22.772	27.408	<b>30.260</b>	124.6	2:50.820	2	B	1:21.295	23.270	27.060	30.965	123.3	2:57.438
3	B	1:38.644	<b>B</b> 22.924	33.448	42.272	101.6	4:29.464	3	B	1:22.408	22.967	27.850	31.591	121.7	4:19.846
4	B	2:04.726	1:05.948	27.934	30.844	80.4	6:34.190	4	B	1:20.617	22.537	27.479	30.601	124.4	5:40.463
5	B	1:22.735	23.276	28.336	31.123	121.2	7:56.925	5	B	1:20.843	23.078	27.310	30.455	124.0	7:01.306
6	B	1:22.025	22.973	28.163	30.889	122.2	9:18.950								
7	B	1:23.419	22.909	29.521	30.989	120.2	10:42.369								
8	B	1:20.830	22.381	27.513	30.936	124.0	12:03.199								
9	B	1:20.835	22.620	27.568	30.647	124.0	13:24.034								
10	B	<b>1:19.932</b>	22.200	<b>27.111</b>	30.621	125.4	14:43.966								
11	B	1:40.282	<b>22.045</b>	27.189	51.048	100.0	16:24.248								
12	B	1:29.835	27.177	29.110	33.548	111.6	17:54.083								



# FIA Formula E Championship

## Round 3 - Punta del Este ePrix

### Race

### Analysis

Official Timekeeper

								<span style="color: green;">■</span> Personal Best <span style="color: purple;">■</span> Session Best <span style="color: blue;">■</span> Crossing the finish line in pit lane							
Lap	C	Time	Sector 1	Sector 2	Sector 3	Kph	Elapsed	Lap	Time	Sector 1	Sector 2	Sector 3	Kph	Elapsed	
6	B	1:21.586	22.815	27.924	30.847	122.9	8:22.892	27	A	1:18.710	22.010	27.022	29.678	127.4	38:56.655
7	B	1:20.532	22.600	27.490	30.442	124.5	9:43.424	28	A	1:18.825	21.921	27.164	29.740	127.2	40:15.480
8	B	1:21.782	22.870	27.585	31.327	122.6	11:05.206	29	A	1:18.913	21.950	27.158	29.805	127.1	41:34.393
9	B	1:24.551	23.144	27.917	33.490	118.6	12:29.757	30	A	1:19.279	22.113	27.264	29.902	126.5	42:53.672
10	B	1:20.629	22.651	27.570	30.408	124.3	13:50.386	31	A	1:19.247	22.020	27.315	29.912	126.5	44:12.919
11	B	1:20.562	22.672	27.256	30.634	124.5	15:10.948	32	A	1:22.575	22.239	27.391	32.945	121.4	45:35.494
12	B	1:20.371	22.556	27.359	30.456	124.7	16:31.319	33	A	1:28.043	24.942	29.829	33.272	113.9	47:03.537
13	B	1:20.549	22.475	27.361	30.713	124.5	17:51.868								
14	B	1:20.009	22.389	27.166	30.454	125.3	19:11.877								
15	B	1:20.506	22.444	27.391	30.671	124.5	20:32.383								
16	B	1:20.286	22.526	27.543	30.217	124.9	21:52.669								
17	B	1:25.347 <b>B</b>	22.517	27.402	35.428	117.5	23:18.016								
18	A	2:11.446	1:13.835	27.379	30.232	76.3	25:29.462								
19	A	1:19.852	22.420	27.115	30.317	125.6	26:49.314								
20	A	2:13.220	22.419	39.112	1:11.689	75.3	29:02.534								
21	A	1:48.531	51.560	27.085	29.886	92.4	30:51.065								
22	A	1:18.373	22.067	26.764	29.542	127.9	32:09.438								
23	A	1:18.952	22.265	26.852	29.835	127.0	33:28.390								
24	A	1:20.086	22.683	27.527	29.876	125.2	34:48.476								
25	A	1:20.041	22.661	27.373	30.007	125.3	36:08.517								
26	A	1:19.019	22.074	27.006	29.939	126.9	37:27.536								
27	A	1:18.808	22.053	27.077	29.678	127.2	38:46.344								
28	A	1:19.339	22.509	27.007	29.823	126.4	40:05.683								
29	A	1:19.239	22.224	27.020	29.995	126.5	41:24.922								
30	A	1:19.545	22.115	27.293	30.137	126.0	42:44.467								
31	A	1:19.443	22.255	27.397	29.791	126.2	44:03.910								
32	A	1:25.746	22.175	29.027	34.544	116.9	45:29.656								
33	A	1:27.767	23.484	28.242	36.041	114.2	46:57.423								

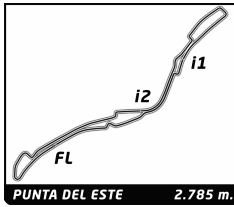
27		Robin FRIJNS		NED			
		Andretti Formula E Race Team		SRT01-e			
1	B	1:31.361	32.524	27.916	30.921	109.7	1:31.361
2	B	1:21.381	23.003	27.955	30.423	123.2	2:52.742
3	B	1:20.537	22.604	27.654	30.279	124.5	4:13.279
4	B	1:19.899	22.353	27.603	29.943	125.5	5:33.178
5	B	1:20.025	22.392	27.375	30.258	125.3	6:53.203
6	B	1:20.537	22.396	27.717	30.424	124.5	8:13.740
7	B	1:21.000	22.513	27.852	30.635	123.8	9:34.740
8	B	1:21.373	22.398	27.921	31.054	123.2	10:56.113
9	B	1:21.067	22.478	28.152	30.437	123.7	12:17.180
10	B	1:20.880	22.487	27.544	30.849	124.0	13:38.060
11	B	1:20.816	22.573	27.608	30.635	124.1	14:58.876
12	B	1:21.229	22.510	27.587	31.132	123.4	16:20.105
13	B	1:20.656	22.709	27.550	30.397	124.3	17:40.761
14	B	1:20.751	22.660	27.688	30.403	124.2	19:01.512
15	B	1:20.698	22.731	27.668	30.299	124.2	20:22.210
16	B	1:20.766	22.558	27.747	30.461	124.1	21:42.976
17	B	1:34.254 <b>B</b>	23.007	29.538	41.709	106.4	23:17.230
18	A	2:14.781	1:15.587	28.450	30.744	74.4	25:32.011
19	A	1:21.500	22.938	27.761	30.801	123.0	26:53.511
20	A	2:25.939	23.547	51.944	1:10.448	68.7	29:19.450
21	A	1:39.906	40.918	28.492	30.496	100.4	30:59.356
22	A	1:19.787	22.445	27.332	30.010	125.7	32:19.143
23	A	1:20.511	22.781	27.614	30.116	124.5	33:39.654
24	A	1:19.822	22.403	27.423	29.996	125.6	34:59.476
25	A	1:19.014	22.112	27.038	29.864	126.9	36:18.490
26	A	1:19.455	22.075	27.213	30.167	126.2	37:37.945

28		Simona DE SILVESTRO		CHE			
		Andretti Formula E Race Team		SRT01-e			
1	A	1:34.873	34.797	28.843	31.233	105.7	1:34.873
2	A	1:21.500	23.068	27.558	30.874	123.0	2:56.373
3	A	1:22.266	23.265	27.953	31.048	121.9	4:18.639
4	A	1:20.931	22.782	27.445	30.704	123.9	5:39.570
5	A	1:23.249	23.755	28.600	30.894	120.4	7:02.819
6	A	1:22.345	23.536	27.907	30.902	121.8	8:25.164
7	A	1:21.434	22.849	27.773	30.812	123.1	9:46.598
8	A	1:21.922	22.988	28.046	30.888	122.4	11:08.520
9	A	1:23.057	23.170	27.709	32.178	120.7	12:31.577
10	A	1:22.655	23.412	28.086	31.157	121.3	13:54.232
11	A	1:22.028	23.416	27.865	30.747	122.2	15:16.260
12	A	1:22.129	23.057	28.123	30.949	122.1	16:38.389
13	A	1:22.630	23.220	28.453	30.957	121.3	18:01.019
14	A	1:21.550	23.043	27.640	30.867	122.9	19:22.569
15	A	1:21.776	23.127	27.786	30.863	122.6	20:44.345
16	A	1:21.378	22.629	27.759	30.990	123.2	22:05.723
17	A	1:26.034 <b>B</b>	22.794	27.615	35.625	116.5	23:31.757
18	B	2:15.165	1:16.256	27.944	30.965	74.2	25:46.922
19	B	1:21.722	23.101	27.404	31.217	122.7	27:08.644
20	B	2:42.959	28.037	1:08.520	1:06.402	61.5	29:51.603
21	B	1:21.779	23.633	27.504	30.642	122.6	31:13.382
22	B	1:20.453	22.695	27.385	30.373	124.6	32:33.835
23	B	1:20.486	22.479	27.436	30.571	124.6	33:54.321
24	B	1:21.065	22.864	27.423	30.778	123.7	35:15.386
25	B	1:20.699	22.456	27.511	30.732	124.2	36:36.085
26	B	1:20.898	22.552	27.504	30.842	123.9	37:56.983
27	B	1:21.000	22.772	27.343	30.885	123.8	39:17.983
28	B	1:21.232	22.845	27.599	30.788	123.4	40:39.215
29	B	1:21.257	22.604	27.527	31.126	123.4	42:00.472
30	B	1:23.758	24.079	27.746	31.933	119.7	43:24.230
31	B	1:23.740	23.020	27.560	33.160	119.7	44:47.970
32	B	1:28.076	22.810	28.037	37.229	113.8	46:16.046

55		Antonio Felix DA COSTA		PRT			
		Team Aguri		SRT01-e			
1	B	1:30.765	32.039	27.890	30.836	110.5	1:30.765
2	B	1:20.524	22.982	27.288	30.254	124.5	2:51.289
3	B	1:20.309	22.794	27.621	29.894	124.8	4:11.598
4	B	1:19.776	22.573	27.073	30.130	125.7	5:31.374
5	B	1:20.072	22.679	27.202	30.191	125.2	6:51.446
6	B	1:20.559	22.599	27.336	30.624	124.5	8:12.005
7	B	1:21.567	22.983	27.936	30.648	122.9	9:33.572
8	B	1:21.331	22.784	28.150	30.397	123.3	10:54.903
9	B	1:19.700	22.436	27.110	30.154	125.8	12:14.603
10	B	1:20.061	22.445	27.319	30.297	125.2	13:34.664
11	B	1:20.583	22.393	28.048	30.142	124.4	14:55.247
12	B	1:20.135	22.604	27.203	30.328	125.1	16:15.382



# FIA Formula E Championship

## Round 3 - Punta del Este ePrix

### Race

### Analysis

Official Timekeeper TAGHeuer

Lap	C	Time	Sector 1	Sector 2	Sector 3	Kph	Elapsed	Lap	Time	Sector 1	Sector 2	Sector 3	Kph	Elapsed
13	B	1:20.073	22.490	27.398	30.185	125.2	17:35.455							
14	B	1:20.205	22.696	27.196	30.313	125.0	18:55.660							
15	B	1:20.146	22.611	27.337	30.198	125.1	20:15.806							
16	B	1:19.972	22.490	27.382	30.100	125.4	21:35.778							
17	B	1:23.670 <b>B</b>	22.795	27.111	33.764	119.8	22:59.448							
18	A	2:12.761	1:14.698	27.663	30.400	75.5	25:12.209							
19	A	1:19.264	22.404	27.032	29.828	126.5	26:31.473							
20	A	1:48.984	22.197	27.612	59.175	92.0	28:20.457							
21	A	2:11.564	57.218	44.399	29.947	76.2	30:32.021							
22	A	1:18.499	22.217	26.843	29.439	127.7	31:50.520							
23	A	1:18.884	22.307	26.791	29.786	127.1	33:09.404							
24	A	1:19.385	22.144	26.975	30.266	126.3	34:28.789							
25	A	1:19.691	22.398	27.206	30.087	125.8	35:48.480							
26	A	1:19.394	22.273	27.252	29.869	126.3	37:07.874							
27	A	1:19.455	22.296	27.085	30.074	126.2	38:27.329							
28	A	1:19.580	22.663	27.206	29.711	126.0	39:46.909							
29	A	1:18.961	22.322	27.000	29.639	127.0	41:05.870							
30	A	1:18.877	22.041	26.958	29.878	127.1	42:24.747							
31	A	1:18.769	22.106	26.873	29.790	127.3	43:43.516							
32	A	1:18.760	22.090	27.078	29.592	127.3	45:02.276							
33	A	1:19.831	21.935	27.029	30.867	125.6	46:22.107							

Lap	C	Time	Sector 1	Sector 2	Sector 3	Kph	Elapsed
1	B	1:35.975	35.257	28.741	31.977	104.5	1:35.975
2	B	1:21.047	22.820	27.273	30.954	123.7	2:57.022
3	B	1:22.386	23.039	27.883	31.464	121.7	4:19.408
4	B	1:20.654	22.701	27.331	30.622	124.3	5:40.062
5	B	1:20.669	22.836	27.324	30.509	124.3	7:00.731
6	B	1:21.268	23.095	27.489	30.684	123.4	8:21.999
7	B	1:20.795	22.900	27.336	30.559	124.1	9:42.794
8	B	1:21.771	23.039	27.756	30.976	122.6	11:04.565
9	B	2:05.502	23.217	27.934	1:14.351	79.9	13:10.067
10	B	1:24.711	24.714	28.545	31.452	118.4	14:34.778
11	B	1:23.382	23.879	28.192	31.311	120.2	15:58.160
12	B	1:22.656	23.375	27.972	31.309	121.3	17:20.816
13	B	1:23.676	23.566	27.665	32.445	119.8	18:44.492
14	B	1:23.220	23.362	27.441	32.417	120.5	20:07.712
15	B	1:25.020	25.147	28.977	30.896	117.9	21:32.732
16	B	1:20.918	23.065	27.437	30.416	123.9	22:53.650
17	B	1:29.070 <b>B</b>	23.465	29.344	36.261	112.6	24:22.720
18	A	2:36.524	1:37.248	28.009	31.267	64.1	26:59.244
19	A	2:49.723	30.737	1:08.896	1:10.090	59.1	29:48.967
20	A	1:22.114	24.289	27.334	30.491	122.1	31:11.081
21	A	1:20.091	22.755	27.342	29.994	125.2	32:31.172
22	A	1:19.856	22.543	27.127	30.186	125.6	33:51.028
23	A	1:19.410	22.464	27.011	29.935	126.3	35:10.438
24	A	1:19.387	22.309	27.212	29.866	126.3	36:29.825
25	A	1:19.036	22.126	27.053	29.857	126.9	37:48.861
26	A	1:20.988	22.682	27.957	30.349	123.8	39:09.849
27	A	1:21.130	23.056	27.590	30.484	123.6	40:30.979
28	A	1:21.249	22.931	27.396	30.922	123.4	41:52.228
29	A	1:22.159	23.232	28.359	30.568	122.0	43:14.387
30	A	1:21.429	23.058	27.921	30.450	123.1	44:35.816
31	A	1:22.568	22.483	27.421	32.664	121.4	45:58.384
32	A	1:24.288	23.183	27.724	33.381	118.9	47:22.672

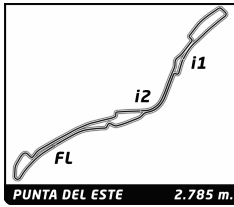
  

Lap	C	Time	Sector 1	Sector 2	Sector 3	Kph	Elapsed
1	A	1:28.842	30.498	28.048	30.296	112.9	1:28.842
2	A	1:20.373	22.616	27.542	30.215	124.7	2:49.215
3	A	1:19.451	22.391	27.243	29.817	126.2	4:08.666
4	A	1:19.758	22.456	27.209	30.093	125.7	5:28.424
5	A	1:20.772	22.713	27.337	30.722	124.1	6:49.196
6	A	1:21.664	22.362	27.924	31.378	122.8	8:10.860
7	A	1:21.655	23.408	27.958	30.289	122.8	9:32.515
8	A	1:22.872	23.120	28.513	31.239	121.0	10:55.387
9	A	1:20.853	22.888	27.841	30.124	124.0	12:16.240
10	A	1:21.049	22.984	27.736	30.329	123.7	13:37.289
11	A	1:20.714	22.804	27.841	30.069	124.2	14:58.003
12	A	1:21.024	22.694	27.645	30.685	123.7	16:19.027
13	A	1:20.500	22.832	27.554	30.114	124.5	17:39.527
14	A	1:20.632	22.693	27.655	30.284	124.3	19:00.159
15	A	1:20.537	22.804	27.530	30.203	124.5	20:20.696
16	A	1:25.544 <b>B</b>	22.761	27.738	35.045	117.2	21:46.240
17	B	2:11.599	1:14.128	27.777	29.694	76.2	23:57.839
18	B	1:19.478	22.464	27.097	29.917	126.1	25:17.317
19	B	1:18.880	22.124	26.965	29.791	127.1	26:36.197
20	B	2:01.275	22.242	29.696	1:09.337	82.7	28:37.472
21	B	2:04.561	57.648	36.962	29.951	80.5	30:42.033
22	B	1:19.078	22.293	27.025	29.760	126.8	32:01.111
23	B	1:20.005	22.375	27.583	30.047	125.3	33:21.116
24	B	1:19.802	22.299	27.456	30.047	125.6	34:40.918
25	B	1:19.385	22.262	27.367	29.756	126.3	36:00.303
26	B	1:19.451	22.279	27.214	29.958	126.2	37:19.754
27	B	1:19.731	22.349	27.267	30.115	125.7	38:39.485
28	B	1:19.791	22.269	27.520	30.002	125.7	39:59.276
29	B	1:18.809	21.999	27.053	29.757	127.2	41:18.085
30	B	1:19.392	22.380	27.098	29.914	126.3	42:37.477
31	B	1:19.629	22.294	27.431	29.904	125.9	43:57.106
32	B	1:19.864	21.886	27.155	30.823	125.5	45:16.970
33	B	1:43.471	28.352	35.019	40.100	96.9	47:00.441

Lap	C	Time	Sector 1	Sector 2	Sector 3	Kph	Elapsed
1	B	1:32.045	33.255	28.000	30.790	108.9	1:32.045
2	B	1:21.443	23.015	27.576	30.852	123.1	2:53.488
3	B	1:21.087	22.711	27.906	30.470	123.6	4:14.575
4	B	1:20.599	22.743	27.271	30.585	124.4	5:35.174
5	B	1:20.881	23.125	27.419	30.337	124.0	6:56.055
6	B	1:20.179	22.566	27.351	30.262	125.0	8:16.234
7	B	1:20.914	22.597	27.516	30.801	123.9	9:37.148
8	B	1:21.076	22.693	27.683	30.700	123.7	10:58.224
9	B	1:20.919	22.814	27.441	30.664	123.9	12:19.143
10	B	1:20.837	22.858	27.451	30.528	124.0	13:39.980
11	B	1:20.554	22.740	27.440	30.374	124.5	15:00.534
12	B	1:21.047	22.810	27.336	30.901	123.7	16:21.581
13	B	1:20.573	22.711	27.427	30.435	124.4	17:42.154
14	B	1:20.856	22.950	27.374	30.532	124.0	19:03.010
15	B	1:21.043	22.761	27.551	30.731	123.7	20:24.053
16	B	1:26.009 <b>B</b>	22.688	27.406	35.915	116.6	21:50.062
17	A	2:10.053	1:12.288	27.414	30.351	77.1	24:00.115
18	A	1:20.087	22.436	27.274	30.377	125.2	25:20.202
19	A	1:19.675	22.244	27.132	30.299	125.8	26:39.877





## FIA Formula E Championship

### Round 3 - Punta del Este ePrix

#### Race

#### Analysis

Official Timekeeper 

■ Personal Best   
 ■ Session Best   
 ■ B Crossing the finish line in pit lane

Lap	C	Time	Sector 1	Sector 2	Sector 3	Kph	Elapsed	Lap	Time	Sector 1	Sector 2	Sector 3	Kph	Elapsed
20	A	1:58.303	21.796	27.701	1:08.806	84.7	28:38.180							
21	A	2:05.314	57.492	37.397	30.425	80.0	30:43.494							
22	A	1:20.290	22.655	27.273	30.362	124.9	32:03.784							
23	A	1:20.051	22.509	27.210	30.332	125.2	33:23.835							
24	A	1:20.846	22.814	27.486	30.546	124.0	34:44.681							
25	A	1:20.459	22.735	27.327	30.397	124.6	36:05.140							
26	A	1:26.030 <b>B</b>	22.634	27.601	35.795	116.5	37:31.170							
27	A	1:36.927	38.594	27.742	30.591	103.4	39:08.097							
28	A	1:21.967	22.914	28.208	30.845	122.3	40:30.064							
29	A	1:21.473	22.921	27.629	30.923	123.1	41:51.537							
30	A	1:22.353	23.393	28.148	30.812	121.7	43:13.890							
31	A	1:24.336	22.975	28.081	33.280	118.9	44:38.226							
32	A	1:38.330	25.209	34.566	38.555	102.0	46:16.556							