

FIA Formula E Championship

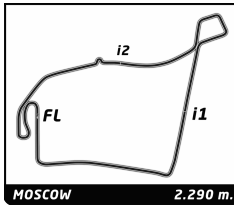
Round 9 - Moscow ePrix

Non Qualifying Practice 2

Analysis

Official Timekeeper TAGHeuer

Lap	C	Time	Sector 1	Sector 2	Sector 3	Kph	Elapsed	Lap	Time	Sector 1	Sector 2	Sector 3	Kph	Elapsed	
2	Sam Bird (GBR) Virgin Racing Formula E Team							6							
1	A	1:32.027	34.729	27.510	29.788	89.6	1:32.027	1	A	1:22.714	28.867	25.715	28.132	99.7	1:22.714
2	A	1:16.939	24.221	26.219	26.499	107.1	2:48.966	2	A	1:14.653	23.593	24.568	26.492	110.4	2:37.367
3	A	1:17.033	23.841	25.678	27.514	107.0	4:05.999	3	A	1:13.356	23.387	24.622	25.347	112.4	3:50.723
4	A	1:14.393	23.621	25.016	25.756	110.8	5:20.392	4	A	1:13.130	23.326	24.461	25.343	112.7	5:03.853
5	A	1:34.424 B	25.064	30.742	38.618	87.3	6:54.816	5	B	23:44.521	...	25.485	26.120	5.8	28:48.374
6	A	5:53.839	4:52.855	25.344	35.640	23.3	12:48.655	6	B	1:11.368	22.437	23.829	25.102	115.5	29:59.742
7	A	1:13.272	23.279	24.551	25.442	112.5	14:01.927	7	B	1:58.987 B	32.577	39.862	46.548	69.3	31:58.729
8	A	1:20.457 B	23.236	24.607	32.614	102.5	15:22.384	7							
9	B	3:57.517	3:04.109	26.769	26.639	34.7	19:19.901	Jérôme D'Ambrosio (BEL) Dragon Racing Formula E Team							
10	B	1:23.166	24.686	27.635	30.845	99.1	20:43.067	1	A	1:20.057	27.834	26.003	26.220	103.0	1:20.057
11	B	1:13.165	22.659	25.339	25.167	112.7	21:56.232	2	A	1:15.701	23.874	24.787	27.040	108.9	2:35.758
12	B	1:57.973	41.851	40.653	35.469	69.9	23:54.205	3	A	1:13.450	23.540	24.580	25.330	112.2	3:49.208
13	B	1:22.852 B	22.323	24.296	36.233	99.5	25:17.057	4	A	1:12.937	23.371	24.333	25.233	113.0	5:02.145
3	Jaime Alguersuari (ESP) Virgin Racing Formula E Team							8							
1	B	1:30.754	33.360	27.923	29.471	90.8	1:30.754	Nicolas Prost (FRA) Team e.dams Renault							
2	B	1:15.066	23.918	25.383	25.765	109.8	2:45.820	1	A	1:18.130	26.803	25.761	25.566	105.5	1:18.130
3	B	1:13.705	23.398	24.861	25.446	111.9	3:59.525	2	A	1:13.673	23.727	24.680	25.266	111.9	2:31.803
4	B	1:13.534	23.362	24.702	25.470	112.1	5:13.059	3	A	1:13.479	23.526	24.574	25.379	112.2	3:45.282
5	B	1:37.129 B	23.451	28.268	45.410	84.9	6:50.188	4	A	1:12.974	23.288	24.446	25.240	113.0	4:58.256
6	A	6:33.107	5:24.885	33.704	34.518	21.0	13:23.295	5	A	1:38.549 B	23.460	25.319	49.770	83.7	6:36.805
7	A	1:19.921	23.690	24.922	31.309	103.2	14:43.216	6	A	5:50.933	5:00.618	24.872	25.443	23.5	12:27.738
8	A	1:11.403	22.335	24.039	25.029	115.5	15:54.619	7	A	1:12.981	23.417	24.363	25.201	113.0	13:40.719
9	A	1:34.316	31.497	36.128	26.691	87.4	17:28.935	8	A	1:13.122	23.373	24.289	25.460	112.7	14:53.841
10	A	1:22.342 B	22.338	25.788	34.216	100.1	18:51.277	9	A	1:13.360	23.436	24.642	25.282	112.4	16:07.201
11	B	3:58.896	3:07.700	25.594	25.602	34.5	22:50.173	10	A	1:13.971	23.472	25.047	25.452	111.4	17:21.172
12	B	1:13.079	23.312	24.662	25.105	112.8	24:03.252	11	A	1:20.121 B	23.579	24.479	32.063	102.9	18:41.293
13	B	1:13.105	23.126	24.516	25.463	112.8	25:16.357	12	B	4:14.615	3:23.025	25.531	26.059	32.4	22:55.908
14	B	1:21.570 B	23.778	25.064	32.728	101.1	26:37.927	13	B	1:16.077	23.246	26.492	26.339	108.4	24:11.985
15	B	2:04.469	1:13.981	25.099	25.389	66.2	28:42.396	14	B	1:10.812	22.215	23.674	24.923	116.4	25:22.797
16	B	1:12.776	23.164	24.590	25.022	113.3	29:55.172	15	B	1:21.065 B	24.819	24.587	31.659	101.7	26:43.862
17	B	1:30.964	23.244	32.278	35.442	90.6	31:26.136	16	B	2:59.082	2:09.360	24.538	25.184	46.0	29:42.944
5	Karun Chandhok (IND) Mahindra Racing Formula E Team							9							
1	A	1:42.457	45.058	27.517	29.882	80.5	1:42.457	Sébastien Buemi (CHE) Team e.dams Renault							
2	A	1:27.154	24.236	25.030	37.888	94.6	3:09.611	1	B	1:16.540	25.143	26.093	25.304	107.7	1:16.540
3	A	1:14.390	23.893	24.734	25.763	110.8	4:24.001	2	B	1:13.323	23.613	24.777	24.933	112.4	2:29.863
4	A	1:13.811	23.468	24.549	25.794	111.7	5:37.812	3	B	1:13.103	23.550	24.608	24.945	112.8	3:42.966
5	A	1:39.847 B	32.061	27.678	40.108	82.6	7:17.659								
6	A	5:21.274	4:26.818	25.648	28.808	25.7	12:38.933								
7	A	1:13.098	23.331	24.446	25.321	112.8	13:52.031								
8	A	1:22.564 B	23.478	24.403	34.683	99.8	15:14.595								
9	B	4:49.533	3:56.346	26.288	26.899	28.5	20:04.128								
10	B	1:20.456	24.572	26.124	29.760	102.5	21:24.584								
11	B	1:11.283	22.561	24.014	24.708	115.7	22:35.867								
12	B	1:29.070	29.273	29.906	29.891	92.6	24:04.937								
13	B	1:17.098	24.394	26.678	26.026	106.9	25:22.035								
14	B	1:10.690	22.430	23.668	24.592	116.6	26:32.725								
15	B	1:49.960 B	34.033	35.957	39.970	75.0	28:22.685								



FIA Formula E Championship

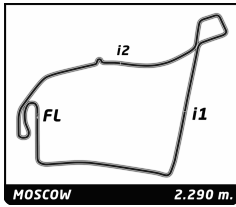
Round 9 - Moscow ePrix

Non Qualifying Practice 2

Analysis

Official Timekeeper

Lap	C	Time	Sector 1	Sector 2	Sector 3	Kph	Elapsed	Lap	Time	Sector 1	Sector 2	Sector 3	Kph	Elapsed	
4	B	1:12.736	23.260	24.640	24.836	113.3	4:55.702	13	B	1:24.917	22.570	25.623	36.724	97.1	28:00.970
5	B	1:36.601 B	23.425	24.873	48.303	85.3	6:32.303	21 Bruno Senna BRA							
6	B	5:59.026	5:07.422	25.650	25.954	23.0	12:31.329	Mahindra Racing Formula E Team Spark - Renault SRT_01 E							
7	B	1:13.167	23.624	24.725	24.818	112.7	13:44.496	1	A	1:33.425	37.880	27.261	28.284	88.2	1:33.425
8	B	1:12.643	23.273	24.447	24.923	113.5	14:57.139	2	A	1:16.861	24.061	26.095	26.705	107.3	2:50.286
9	B	1:12.771	23.367	24.440	24.964	113.3	16:09.910	3	A	1:15.094	23.597	24.945	26.552	109.8	4:05.380
10	B	1:12.734	23.248	24.412	25.074	113.3	17:22.644	4	A	1:13.521	23.341	24.559	25.621	112.1	5:18.901
11	B	1:21.968 B	23.293	24.388	34.287	100.6	18:44.612	5	A	1:34.541 B	23.927	26.401	44.213	87.2	6:53.442
12	A	4:44.028	3:48.435	27.878	27.715	29.0	23:28.640	6	A	5:47.061	4:52.231	25.682	29.148	23.8	12:40.503
13	A	1:22.714	26.291	29.261	27.162	99.7	24:51.354	7	A	1:13.096	23.233	24.381	25.482	112.8	13:53.599
14	A	1:09.985	22.284	23.391	24.310	117.8	26:01.339	8	A	1:13.037	23.242	24.346	25.449	112.9	15:06.636
15	A	1:25.140 B	26.448	26.916	31.776	96.8	27:26.479	9	A	1:19.596 B	23.231	24.551	31.814	103.6	16:26.232
16	A	3:05.302	2:14.480	25.509	25.313	44.5	30:31.781	10	B	5:32.321	4:41.596	25.114	25.611	24.8	21:58.553
10 Jarno Trulli ITA								23 Nick Heidfeld DEU							
Trulli Formula E Team Spark - Renault SRT_01 E								Venturi Formula E Team Spark - Renault SRT_01 E							
1	A	2:12.226	1:17.261	27.521	27.444	62.3	2:12.226	1	A	1:56.049	59.123	29.475	27.451	71.0	1:56.049
2	A	1:15.008	24.096	25.291	25.621	109.9	3:27.234	2	A	1:27.749	30.063	28.745	28.941	93.9	3:23.798
3	A	1:14.439	24.015	25.151	25.273	110.7	4:41.673	3	A	1:11.157	22.571	23.860	24.726	115.9	4:34.955
4	A	6:44.226 B	27.405	32.858	5:43.963	20.4	11:25.899	4	B	6:54.937 B	26.407	27.461	6:01.069	19.9	11:29.892
5	A	1:33.036	31.347	30.138	31.551	88.6	12:58.935	5	B	1:45.715	41.387	28.110	36.218	78.0	13:15.607
6	A	1:11.892	22.808	24.250	24.834	114.7	14:10.827	6	B	1:35.456	31.095	29.994	34.367	86.4	14:51.063
7	B	4:59.315 B	28.616	32.484	3:58.215	27.5	19:10.142	7	B	1:10.659	22.516	23.887	24.256	116.7	16:01.722
8	B	1:26.026	30.955	26.569	28.502	95.8	20:36.168	8	B	7:48.664 B	25.230	25.375	6:58.059	17.6	23:50.386
9	B	1:13.457	23.781	24.764	24.912	112.2	21:49.625	9	B	1:24.586	32.773	25.589	26.224	97.5	25:14.972
10	B	1:27.541	23.453	31.782	32.306	94.2	23:17.166	10	B	1:13.006	23.312	24.540	25.154	112.9	26:27.978
11	B	1:27.900	27.533	29.375	30.992	93.8	24:45.066	11	B	1:29.204	23.314	32.652	33.238	92.4	27:57.182
12	B	1:10.896	22.472	23.899	24.525	116.3	25:55.962	12	B	1:13.142	23.426	24.370	25.346	112.7	29:10.324
11 Lucas di Grassi BRA								27 Jean-Eric Vergne FRA							
Audi Sport ABT Formula E Team Spark - Renault SRT_01 E								Andretti Autosport Formula E Team Spark - Renault SRT_01 E							
1	A	1:38.298	40.396	27.756	30.146	83.9	1:38.298	1	B	2:10.832	1:16.082	26.666	28.084	63.0	2:10.832
2	A	1:19.501	23.694	24.645	31.162	103.7	2:57.799	2	B	1:13.590	23.586	24.828	25.176	112.0	3:24.422
3	A	1:13.097	23.371	24.591	25.135	112.8	4:10.896	3	B	1:13.676	23.735	24.666	25.275	111.9	4:38.098
4	A	1:12.706	23.414	24.463	24.829	113.4	5:23.602	4	B	1:23.579 B	23.261	24.560	35.758	98.6	6:01.677
5	A	1:42.355 B	25.773	32.815	43.767	80.5	7:05.957	5	B	6:34.726	5:41.661	25.539	27.526	20.9	12:36.403
6	B	7:06.546	6:13.065	25.822	27.659	19.3	14:12.503	6	B	1:12.616	23.108	24.417	25.091	113.5	13:49.019
7	B	1:18.389	24.060	25.244	29.085	105.2	15:30.892	7	B	1:19.823 B	23.066	24.403	32.354	103.3	15:08.842
8	B	1:10.390	22.430	23.711	24.249	117.1	16:41.282	8	A	5:22.132	4:28.032	25.604	28.496	25.6	20:30.974
9	B	1:34.763	32.526	29.923	32.314	87.0	18:16.045	9	A	1:10.212	22.234	23.602	24.376	117.4	21:41.186
10	B	1:25.164 B	22.393	23.510	39.261	96.8	19:41.209	10	A	1:44.681	27.166	39.861	37.654	78.8	23:25.867
18 Vitantonio Liuzzi ITA								27 Jean-Eric Vergne FRA							
Trulli Formula E Team Spark - Renault SRT_01 E								Andretti Autosport Formula E Team Spark - Renault SRT_01 E							
1	A	2:52.845	1:54.500	29.817	28.528	47.7	2:52.845	11	A	1:14.153	22.404	23.882	27.867	111.2	24:40.020
2	A	1:14.695	24.242	25.118	25.335	110.4	4:07.540	12	A	1:12.774	23.357	24.503	24.914	113.3	25:52.794
3	A	1:13.765	23.468	24.789	25.508	111.8	5:21.305	13	A	1:14.798	24.553	24.685	25.560	110.2	27:07.592
4	A	5:59.681 B	24.601	35.386	4:59.694	22.9	11:20.986	14	A	1:13.406	23.346	24.727	25.333	112.3	28:20.998
5	A	1:34.779	34.443	29.809	30.527	87.0	12:55.765	15	A	1:13.387	23.381	24.636	25.370	112.3	29:34.385
6	A	1:11.202	22.604	24.073	24.525	115.8	14:06.967	16	A	1:13.202	23.403	24.552	25.247	112.6	30:47.587
7	B	5:37.238 B	28.446	32.200	4:36.592	24.4	19:44.205								
8	B	1:27.026	33.033	27.127	26.866	94.7	21:11.231								
9	B	1:13.677	23.490	24.770	25.417	111.9	22:24.908								
10	B	1:13.559	23.359	24.910	25.290	112.1	23:38.467								
11	B	1:13.442	23.447	24.746	25.249	112.3	24:51.909								
12	B	1:44.144	31.153	38.331	34.660	79.2	26:36.053								



FIA Formula E Championship

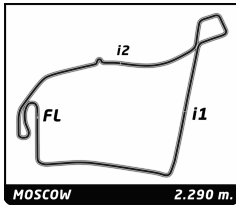
Round 9 - Moscow ePrix

Non Qualifying Practice 2

Analysis

Official Timekeeper TAGHeuer

Personal Best							Session Best							B Crossing the finish line in pit lane									
Lap	C	Time	Sector 1	Sector 2	Sector 3	Kph	Elapsed	Lap	Time	Sector 1	Sector 2	Sector 3	Kph	Elapsed	Lap	C	Time	Sector 1	Sector 2	Sector 3	Kph	Elapsed	
28	Justin Wilson																						GBR
Andretti Autosport Formula E Team																						Spark - Renault SRT_01 E	
1	A	1:58.786	1:04.437	27.518	26.831	69.4	1:58.786	2	A	1:25.120	24.074	25.159	35.887	96.9	3:01.752								
2	A	1:15.513	24.304	25.392	25.817	109.2	3:14.299	3	A	1:13.673	23.864	24.658	25.151	111.9	4:15.425								
3	A	1:14.891	23.924	25.179	25.788	110.1	4:29.190	4	A	1:12.755	23.398	24.458	24.899	113.3	5:28.180								
4	A	1:14.253	23.749	24.872	25.632	111.0	5:43.443	5	A	1:40.983	27.019	31.970	41.994	81.6	7:09.163								
5	A	1:39.752	29.890	32.097	37.765	82.6	7:23.195	6	B	8:10.521	7:08.783	30.572	31.166	16.8	15:19.684								
6	B	5:53.551	4:53.150	26.307	34.094	23.3	13:16.746	7	B	1:24.972	24.583	27.413	32.976	97.0	16:44.656								
7	B	1:35.831	35.243	29.196	31.392	86.0	14:52.577	8	B	1:11.116	22.604	24.058	24.454	115.9	17:55.772								
8	B	1:12.002	22.670	23.999	25.333	114.5	16:04.579	9	B	1:40.163	31.922	35.698	32.543	82.3	19:35.935								
9	B	1:38.309	27.091	34.501	36.717	83.9	17:42.888	10	B	1:10.864	22.463	23.892	24.509	116.3	20:46.799								
10	B	1:10.817	22.487	23.825	24.505	116.4	18:53.705	11	B	1:18.324	26.638	25.641	26.045	105.3	22:05.123								
11	B	1:17.407	25.051	26.507	25.849	106.5	20:11.112	12	B	1:13.585	23.379	24.770	25.436	112.0	23:18.708								
12	B	1:14.118	23.592	24.705	25.821	111.2	21:25.230	13	B	1:24.336	23.900	25.216	35.220	97.8	24:43.044								
13	B	1:13.342	23.433	24.677	25.232	112.4	22:38.572	14	B	5:58.546	5:04.040	27.242	27.264	23.0	30:41.590								
14	B	1:18.084	23.365	26.861	27.858	105.6	23:56.656																
15	B	1:13.880	23.611	24.743	25.526	111.6	25:10.536																
16	B	1:13.488	23.352	24.746	25.390	112.2	26:24.024																
17	B	1:14.026	23.742	24.929	25.355	111.4	27:38.050																
18	B	1:14.683	23.645	25.163	25.875	110.4	28:52.733																
19	B	1:14.101	23.617	24.821	25.663	111.3	30:06.834																
30	Stéphane Sarrazin																						FRA
Venturi Formula E Team																						Spark - Renault SRT_01 E	
1	A	1:45.073	45.883	29.480	29.710	78.5	1:45.073	2	A	1:14.551	23.826	25.200	25.525	110.6	3:31.837								
2	A	1:20.676	24.009	28.630	28.037	102.2	3:05.749	3	A	1:14.267	23.663	24.967	25.637	111.0	4:46.104								
3	A	1:11.959	22.612	23.977	25.370	114.6	4:17.708	4	A	1:25.781	23.493	24.693	37.595	96.1	6:11.885								
4	B	7:15.400	24.103	24.867	6:26.430	18.9	11:33.108	5	A	6:53.571	5:54.361	24.998	34.212	19.9	13:05.456								
5	B	1:33.284	33.657	25.590	34.037	88.4	13:06.392	6	A	1:13.825	23.820	24.913	25.092	111.7	14:19.281								
6	B	1:14.773	24.046	25.212	25.515	110.3	14:21.165	7	A	1:14.297	23.176	24.667	26.454	111.0	15:33.578								
7	B	1:10.762	22.154	24.151	24.457	116.5	15:31.927	8	A	1:13.691	23.484	24.780	25.427	111.9	16:47.269								
8	B	1:13.834	24.305	24.630	24.899	111.7	16:45.761	9	A	1:13.379	23.376	24.699	25.304	112.3	18:00.648								
9	B	3:10.236	23.309	24.590	2:22.337	43.3	19:55.997	10	A	1:22.206	24.419	25.964	31.823	100.3	19:22.854								
10	B	1:20.483	30.027	24.992	25.464	102.4	21:16.480	11	B	6:25.791	5:33.091	25.458	27.242	21.4	25:48.645								
11	B	1:12.652	23.199	24.435	25.018	113.5	22:29.132	12	B	1:11.792	22.384	24.037	25.371	114.8	27:00.437								
12	B	1:12.849	23.202	24.494	25.153	113.2	23:41.981	13	B	1:18.000	23.805	26.494	27.701	105.7	28:18.437								
13	B	1:13.240	23.483	24.605	25.152	112.6	24:55.221	14	B	1:11.049	22.434	24.000	24.615	116.0	29:29.486								
14	B	1:13.119	23.370	24.525	25.224	112.7	26:08.340	15	B	1:32.025	27.224	29.648	35.153	89.6	31:01.511								
15	B	1:12.808	23.227	24.435	25.146	113.2	27:21.148																
16	B	1:12.654	23.277	24.428	24.949	113.5	28:33.802																
17	B	1:12.875	23.248	24.525	25.102	113.1	29:46.677																
18	B	1:13.338	23.255	24.465	25.618	112.4	31:00.015																
55	Antonio Felix da Costa																						PRT
Amlin Aguri																						Spark - Renault SRT_01 E	
1	A	20:33.901	...	26.520	28.738	6.7	20:33.901	2	B	1:27.852	32.665	26.942	28.245	93.8	1:27.852								
2	A	1:14.084	23.534	24.788	25.762	111.3	21:47.985	3	B	1:14.192	23.863	25.022	25.307	111.1	2:42.044								
3	A	1:11.368	22.606	23.912	24.850	115.5	22:59.353	4	B	1:13.901	23.617	24.976	25.308	111.6	3:55.945								
4	A	2:01.837	40.066	52.348	29.423	67.7	25:01.190	5	B	1:14.654	23.838	24.940	25.876	110.4	5:10.599								
5	A	1:10.334	22.199	23.584	24.551	117.2	26:11.524	6	B	1:37.085	23.397	29.707	43.981	84.9	6:47.684								
6	A	1:56.379	30.956	41.084	44.339	70.8	28:07.903	7	B	6:20.586	5:23.198	25.371	32.017	21.7	13:08.270								
								8	B	1:17.013	23.594	24.586	28.833	107.0	14:25.283								
								9	B	1:13.247	23.387	24.496	25.364	112.6	15:38.530								
								10	B	1:13.063	23.386	24.490	25.187	112.8	16:51.593								
								11	B	1:22.884	23.435	25.113	34.336	99.5	18:14.477								
								12	A	5:34.697	4:41.121	27.025	26.551	24.6	23:49.174								
								13	A	1:16.964	23.639	24.646	28.679	107.1	25:06.138								
								14	A	1:11.561	22.837	23.895	24.829	115.2	26:17.699								
								15	A	1:36.972	31.749	33.904	31.319	85.0	27:54.671								
								16	A	1:11.188	22.609	23.863	24.716	115.8	29:05.859								
								17	A	1:46.440	32.318	33.618	40.504	77.5	30:52.299								
99	Nelson Piquet JR																						BRA
NEXTEV TCR Formula E Team																						Spark - Renault SRT_01 E	
1	A	1:26.012	31.398	26.198	28.416	95.8	1:26.012	2	B	1:14.192	23.863	25.022	25.307	111.1	2:42.044								
2	A	1:13.333	23.352	24.504	25.477	112.4	2:39.345	3	B	1:13.901	23.617	24.976	25.308	111.6	3:55.945								
3	A	1:13.223	23.235	24.685	25.303	112.6	3:52.568	4	B	1:14.654	23.838	24.940	25.876	110.4	5:10.599								



FIA Formula E Championship

Round 9 - Moscow ePrix

Non Qualifying Practice 2

Analysis

Official Timekeeper TAGHeuer

■ Personal Best
 ■ Session Best
 ■ B Crossing the finish line in pit lane

Lap	C	Time	Sector 1	Sector 2	Sector 3	Kph	Elapsed	Lap	Time	Sector 1	Sector 2	Sector 3	Kph	Elapsed
4	A	1:12.812	23.332	24.573	24.907	113.2	5:05.380							
5	A	1:38.889 B	24.815	31.173	42.901	83.4	6:44.269							
6	B	6:29.292	5:29.818	25.890	33.584	21.2	13:13.561							
7	B	1:20.551	25.299	27.900	27.352	102.3	14:34.112							
8	B	1:10.561	22.325	23.907	24.329	116.8	15:44.673							
9	B	1:25.683	27.338	30.555	27.790	96.2	17:10.356							
10	B	1:10.257	22.299	23.690	24.268	117.3	18:20.613							
11	B	1:28.823 B	26.314	28.744	33.765	92.8	19:49.436							
12	A	4:59.156	4:05.955	25.712	27.489	27.6	24:48.592							
13	A	1:16.720	23.391	27.896	25.433	107.5	26:05.312							
14	A	1:13.256	23.380	24.764	25.112	112.5	27:18.568							
15	A	1:12.645	23.133	24.507	25.005	113.5	28:31.213							
16	A	1:12.807	23.191	24.504	25.112	113.2	29:44.020							
17	A	1:12.775	23.142	24.451	25.182	113.3	30:56.795							