

# FIA Formula E Championship

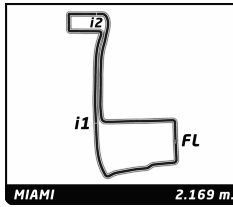
## Round 5 - Miami ePrix

### Non Qualifying Practice

### Analysis

Official Timekeeper TAGHeuer

Personal Best							Session Best							B Crossing the finish line in pit lane								
Lap	C	Time	Sector 1	Sector 2	Sector 3	Kph	Elapsed	Lap	Time	Sector 1	Sector 2	Sector 3	Kph	Elapsed	Lap	C	Time	Sector 1	Sector 2	Sector 3	Kph	Elapsed
<b>2</b>	<b>Sam Bird</b> GBR																					
Virgin Racing Formula E Team							Spark - Renault SRT_01 E															
1	B	1:49.114	49.118	27.512	32.484	71.6	1:49.114	10	1:13.945 B				105.6	13:00.020								
2	B	1:15.233	20.312	24.889	30.032	103.8	3:04.347	11	A	5:01.267	3:51.652	29.451	40.164	25.9	18:01.287							
3	B	1:20.444	19.904	25.043	35.497	97.1	4:24.791	12	A	1:07.799	18.815	22.463	26.521	115.2	19:09.086							
4	B	1:12.315	19.393	23.878	29.044	108.0	5:37.106	13	A	1:40.463	26.918	37.517	36.028	77.7	20:49.549							
5	B	1:10.841	19.273	23.450	28.118	110.2	6:47.947	14	A	1:17.887	20.252	26.514	31.121	100.3	22:07.436							
6	B	1:11.004	18.901	23.567	28.536	110.0	7:58.951	15	A	1:06.689	18.287	22.043	26.359	117.1	23:14.125							
7	B	1:11.938	19.200	23.988	28.750	108.5	9:10.889	16	A	1:27.475 B	26.019	30.325	31.131	89.3	24:41.600							
8	B	1:12.361	19.478	24.085	28.798	107.9	10:23.250															
9	B	1:12.212	19.589	24.097	28.526	108.1	11:35.462															
10	B	1:11.799	19.330	24.055	28.414	108.8	12:47.261															
11	B	1:10.878	19.102	23.365	28.411	110.2	13:58.139															
12	B	1:11.390	19.236	23.848	28.306	109.4	15:09.529															
13	B	1:14.801 B	19.140	23.683	31.978	104.4	16:24.330															
14	A	6:12.468	5:12.041	27.525	32.902	21.0	22:36.798															
15	A	1:07.927	18.439	22.478	27.010	115.0	23:44.725															
16	A	1:49.196	25.320	37.439	46.437	71.5	25:33.921															
17	A	1:06.588	18.111	22.103	26.374	117.3	26:40.509															
18	A	1:30.889 B	26.016	32.658	32.215	85.9	28:11.398															
<b>3</b>	<b>Jaime Alguersuari</b> ESP																					
Virgin Racing Formula E Team							Spark - Renault SRT_01 E															
1	B	1:37.946	35.692	29.398	32.856	79.7	1:37.946	1	A	1:54.754	44.256	27.961	42.537	68.0	1:54.754							
2	B	1:15.884	20.935	25.408	29.541	102.9	2:53.830	2	A	1:16.182	20.945	25.433	29.804	102.5	3:10.936							
3	B	1:13.459	20.254	24.405	28.800	106.3	4:07.289	3	A	1:17.093	20.143	24.088	32.862	101.3	4:28.029							
4	B	1:11.757	19.896	23.621	28.240	108.8	5:19.046	4	A	1:12.224	19.652	23.906	28.666	108.1	5:40.253							
5	B	1:11.188	19.505	23.344	28.339	109.7	6:30.234	5	A	1:12.017	19.866	23.637	28.514	108.4	6:52.270							
6	B	1:10.590	19.492	23.336	27.762	110.6	7:40.824	6	A	1:11.512	19.523	23.519	28.470	109.2	8:03.782							
7	B	1:11.546	19.650	23.741	28.155	109.1	8:52.370	7	A	1:33.417	20.515	25.044	47.858	83.6	9:37.199							
8	B	1:11.676	19.588	23.780	28.308	108.9	10:04.046	8	A	1:09.239	19.008	22.734	27.497	112.8	10:46.438							
9	B	1:14.075 B	19.595	23.752	30.728	105.4	11:18.121	9	A	1:38.348	26.466	35.438	36.444	79.4	12:24.786							
10	A	5:46.377	4:52.608	25.223	28.546	22.5	17:04.498	10	A	1:10.720	18.874	23.152	28.694	110.4	13:35.506							
11	A	1:15.544	19.526	26.333	29.685	103.4	18:20.042	11	A	1:09.315	18.793	22.865	27.657	112.7	14:44.821							
12	A	1:10.034	19.241	23.119	27.674	111.5	19:30.076	12	A	1:10.196	19.035	23.538	27.623	111.2	15:55.017							
13	A	1:11.285	19.140	23.401	28.744	109.5	20:41.361	13	A	1:09.921	18.991	23.248	27.682	111.7	17:04.938							
14	A	1:10.049	19.020	23.236	27.793	111.5	21:51.410	14	A	1:15.168 B	19.104	23.151	32.913	103.9	18:20.106							
15	A	1:11.052	19.160	23.756	28.136	109.9	23:02.462	15	B	6:31.244	5:33.262	27.414	30.568	20.0	24:51.350							
16	A	1:10.022	19.152	22.997	27.873	111.5	24:12.484	16	B	1:10.878	19.199	23.278	28.401	110.2	26:02.228							
17	A	1:09.386	19.007	22.817	27.562	112.5	25:21.870	17	B	1:10.157	19.191	23.016	27.950	111.3	27:12.385							
18	A	1:09.427	19.027	22.746	27.654	112.5	26:31.297	18	B	1:10.182	19.139	23.175	27.868	111.3	28:22.567							
19	A	1:08.932	18.829	22.589	27.514	113.3	27:40.229	19	B	1:09.682	18.988	22.909	27.785	112.1	29:32.249							
20	A	1:15.305	19.369	25.228	30.708	103.7	28:55.534	20	B	1:13.037 B	18.871	22.753	31.413	106.9	30:45.286							
21	A	1:13.757	18.982	23.022	31.753	105.9	30:09.291															
<b>5</b>	<b>Karun Chandhok</b> IND																					
Mahindra Racing Formula E Team							Spark - Renault SRT_01 E															
1	O	2:07.671				61.2	2:07.671	1	B	3:11.878	2:13.285	27.119	31.474	40.7	3:11.878							
2	O	1:20.253				97.3	3:27.924	2	B	1:13.862	20.091	24.287	29.484	105.7	4:25.740							
3	O	1:12.021				108.4	4:39.945	3	B	1:12.079	19.706	23.730	28.643	108.3	5:37.819							
4	O	1:11.505				109.2	5:51.450	4	B	1:37.044	23.997	30.494	42.553	80.5	7:14.863							
5	O	1:11.005				110.0	7:02.455	5	B	1:08.495	18.838	22.745	26.912	114.0	8:23.358							
6	O	1:11.594				109.1	8:14.049	6	B	1:19.787 B	22.397	24.223	33.167	97.9	9:43.145							
7	O	1:11.542				109.1	9:25.591	7	A	4:09.069	3:16.412	24.319	28.338	31.4	13:52.214							
8	O	1:10.397				110.9	10:35.988	8	A	1:10.454	19.168	23.387	27.899	110.8	15:02.668							
9	O	1:10.087				111.4	11:46.075	9	A	1:10.211	19.031	23.063	28.117	111.2	16:12.879							
10	A	1:21.782				111.5	13:07.861	10	A	1:21.782	22.144	31.094	28.544	95.5	17:34.661							
11	A	1:09.790				111.9	14:17.651	11	A	1:09.790	18.958	23.000	27.832	111.9	18:44.451							
12	A	1:11.842				108.7	15:29.293	12	A	1:11.842	19.008	24.945	27.889	108.7	19:56.293							
13	A	1:12.895				107.1	17:02.188	13	A	1:12.895	18.971	24.965	28.959	107.1	21:09.188							
14	A	1:10.279				111.1	18:19.467	14	A	1:10.279	18.939	23.175	28.165	111.1	22:19.467							
15	A	1:10.310				111.1	19:29.777	15	A	1:10.310	19.034	23.278	27.998	111.1	23:29.777							
16	A	1:10.111				111.4	20:39.888	16	A	1:10.111	19.010	23.314	27.787	111.4	24:39.888							
17	A	1:10.820				110.3	21:50.708	17	A	1:10.820	19.237	23.568	28.015	110.3	25:50.708							
18	A	1:08.898				113.3	26:59.606	18	A	1:08.898	18.783	22.711	27.404	113.3	28:08.504							
19	A	1:09.973				111.6	28:09.579	19	A	1:09.973	19.229	23.069	27.675	111.6	29:19.552							
20	A	1:09.046				113.1	29:18.625	20	A	1:09.046	18.799	22.755	27.492	113.1	30:27.671							
21	A	1:08.881				113.4	30:27.506	21	A	1:08.881	18.696	22.733	27.452	113.4	30:27.506							



# FIA Formula E Championship

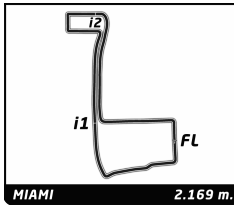
## Round 5 - Miami ePrix

### Non Qualifying Practice

### Analysis

Official Timekeeper

Personal Best							Session Best							B Crossing the finish line in pit lane								
Lap	C	Time	Sector 1	Sector 2	Sector 3	Kph	Elapsed	Lap	Time	Sector 1	Sector 2	Sector 3	Kph	Elapsed	Lap	C	Time	Sector 1	Sector 2	Sector 3	Kph	Elapsed
<b>8</b>	<b>Nicolas Prost</b>																					FRA
Team e.dams Renault							Spark - Renault SRT_01 E															
1	A	1:40.594	38.533	29.461	32.600	77.6	1:40.594	7	B	1:16.372 B	19.163	23.863	33.346	102.2	9:26.256							
2	A	1:19.131	20.778	28.555	29.798	98.7	2:59.725	8	A	4:14.040	3:07.004	27.497	39.539	30.7	13:40.296							
3	A	1:13.410	19.579	24.805	29.026	106.4	4:13.135	9	A	1:09.837	20.411	22.666	26.760	111.8	14:50.133							
4	A	1:11.554	19.429	23.951	28.174	109.1	5:24.689	10	A	1:27.763	18.448	28.705	40.610	89.0	16:17.896							
5	A	1:17.447	19.233	24.532	33.682	100.8	6:42.136	11	A	1:20.013 B	20.041	22.149	37.823	97.6	17:37.909							
6	A	1:10.501	19.228	23.222	28.051	110.8	7:52.637															
7	A	1:09.984	19.006	23.088	27.890	111.6	9:02.621															
8	A	1:10.222	18.919	23.138	28.165	111.2	10:12.843															
9	A	1:10.003	18.899	23.275	27.829	111.5	11:22.846															
10	A	1:10.563	18.786	23.221	28.556	110.7	12:33.409															
11	A	1:09.531	18.932	22.918	27.681	112.3	13:42.940															
12	A	1:41.867	24.124	35.088	42.655	76.7	15:24.807															
13	A	1:07.570	18.569	22.396	26.605	115.6	16:32.377															
14	A	1:18.852 B	21.456	24.447	32.949	99.0	17:51.229															
15	B	4:07.240	3:13.388	25.052	28.800	31.6	21:58.469															
16	B	1:10.720	19.172	23.119	28.429	110.4	23:09.189															
17	B	1:20.173	19.400	31.479	29.294	97.4	24:29.362															
18	B	1:08.670	18.066	22.479	28.125	113.7	25:38.032															
19	B	1:19.351	21.680	23.692	33.979	98.4	26:57.383															
20	B	1:09.317	18.765	22.882	27.670	112.6	28:06.700															
21	B	1:09.286	18.758	22.923	27.605	112.7	29:15.986															
22	B	1:09.187	18.529	22.871	27.787	112.9	30:25.173															
<b>9</b>	<b>Sébastien Buemi</b>																					CHE
Team e.dams Renault							Spark - Renault SRT_01 E															
1	B	2:02.635	1:05.369	26.686	30.580	63.7	2:02.635															
2	B	1:14.527	19.701	25.106	29.720	104.8	3:17.162															
3	B	1:12.035	19.521	23.852	28.662	108.4	4:29.197															
4	B	1:26.961	20.202	33.090	33.669	89.8	5:56.158															
5	B	1:10.471	19.072	23.121	28.278	110.8	7:06.629															
6	B	1:09.844	19.114	23.013	27.717	111.8	8:16.473															
7	B	1:14.252 B	19.178	23.150	31.924	105.2	9:30.725															
8	A	3:58.895	3:01.031	27.975	29.889	32.7	13:29.620															
9	A	1:08.571	18.490	22.696	27.385	113.9	14:38.191															
10	A	1:41.440	26.343	36.008	39.089	77.0	16:19.631															
11	A	1:08.829	18.819	22.404	27.606	113.4	17:28.460															
12	A	1:12.646	21.610	23.118	27.918	107.5	18:41.106															
13	A	1:09.688	19.139	22.997	27.552	112.0	19:50.794															
14	A	1:11.818	19.780	23.844	28.194	108.7	21:02.612															
15	A	1:13.441 B	19.118	23.164	31.159	106.3	22:16.053															
16	B	3:20.243	2:28.152	24.099	27.992	39.0	25:36.296															
17	B	1:09.215	18.879	22.582	27.754	112.8	26:45.511															
18	B	1:10.417	19.483	23.024	27.910	110.9	27:55.928															
19	B	1:09.227	18.865	22.795	27.567	112.8	29:05.155															
20	B	1:09.108	18.942	22.671	27.495	113.0	30:14.263															
<b>11</b>	<b>Lucas di Grassi</b>																					BRA
Audi Sport ABT Formula E Team							Spark - Renault SRT_01 E															
1	A	1:42.861	38.057	29.290	35.514	75.9	1:42.861															
2	A	1:18.380	22.328	25.180	30.872	99.6	3:01.241															
3	A	1:12.762	19.906	24.098	28.758	107.3	4:14.003															
4	A	1:11.858	19.678	23.827	28.353	108.7	5:25.861															
5	A	1:11.737	19.175	23.776	28.786	108.8	6:37.598															
6	A	1:10.900	19.563	23.468	27.869	110.1	7:48.498															
7	A	1:13.231	19.140	23.721	30.370	106.6	9:01.729															
8	A	1:09.830	18.991	23.112	27.727	111.8	10:11.559															
9	A	1:09.570	18.765	23.084	27.721	112.2	11:21.129															
10	A	1:15.017	18.939	24.360	31.718	104.1	12:36.146															
11	A	1:09.649	19.038	22.974	27.637	112.1	13:45.795															
12	A	1:12.847 B	18.913	22.997	30.937	107.2	14:58.642															
13	B	2:16.259	1:17.983	25.185	33.091	57.3	17:14.901															
14	B	1:09.329	18.236	24.335	26.758	112.6	18:24.230															
15	B	1:19.838	20.762	28.686	30.390	97.8	19:44.068															
16	B	1:17.645	19.304	26.325	32.016	100.6	21:01.713															
17	B	1:16.300	21.470	23.937	30.893	102.3	22:18.013															
18	B	1:25.264	19.525	28.235	37.504	91.6	23:43.277															
19	B	1:06.909	18.254	21.881	26.774	116.7	24:50.186															
20	B	1:28.596 B	23.529	30.496	34.571	88.1	26:18.782															
21	A	3:09.736	2:17.263	23.922	28.551	41.2	29:28.518															
22	A	1:09.873	18.808	23.165	27.900	111.8	30:38.391															
<b>18</b>	<b>Vitantonio Liuzzi</b>																					ITA
Trulli Formula E Team							Spark - Renault SRT_01 E															
1	A	1:53.006	53.799	27.295	31.912	69.1	1:53.006															
2	A	1:25.041	22.957	29.149	32.935	91.8	3:18.047															
3	A	1:13.734	20.235	24.435	29.064	105.9	4:31.781															
4	A	1:12.302	19.917	23.974	28.411	108.0	5:44.083															
5	A	1:12.588	19.762	24.190	28.636	107.6	6:56.671															
6	A	1:11.816	19.448	23.657	28.711	108.7	8:08.487															
7	A	1:15.951 B	19.428	24.022	32.501	102.8	9:24.438															
8	B	6:40.424	5:38.974	28.161	33.289	19.5	16:04.862															
9	B	1:10.917	19.611	23.288	28.018	110.1	17:15.779															
10	B	1:23.539	23.812	28.034	31.693	93.5	18:39.318															
11	B	1:07.781	18.589	22.586	26.606	115.2	19:47.099															
12	B	1:25.875	23.901	27.664	34.310	90.9	21:12.974															
13	B	1:11.666	20.247	23.124	28.295	109.0	22:24.640															
14	B	1:09.600	18.940	22.990	27.670	112.2	23:34.240															
15	B	1:10.278	19.522	23.035	27.721	111.1	24:44.518															
16	B	1:09.652	18.894	22.958	27.800	112.1	25:54.170															
17	B	1:14.718 B	19.069	22.933	32.716	104.5	27:08.888															
<b>10</b>	<b>Jarno Trulli</b>																					ITA
Trulli Formula E Team							Spark - Renault SRT_01 E															
1	B	1:59.610	55.774	26.323	37.513	65.3	1:59.610															
2	B	1:20.833	21.359	30.239	29.235	96.6	3:20.443															
3	B	1:11.942	19.689	23.587	28.666	108.5	4:32.385															
4	B	1:16.104	19.720	28.389	27.995	102.6	5:48.489															
5	B	1:10.506	19.284	23.286	27.936	110.7	6:58.995															
6	B	1:10.889	19.065	23.461	28.363	110.1	8:09.884															
<b>21</b>	<b>Bruno Senna</b>																					BRA
Mahindra Racing Formula E Team							Spark - Renault SRT_01 E															
1	B	1:59.365	1:02.119	26.941	30.305	65.4	1:59.365															
2	B	1:15.780	20.466	25.795	29.519	103.0	3:15.145															
3	B	1:13.479	19.947	24.735	28.797	106.3	4:28.624															



# FIA Formula E Championship

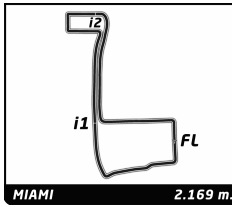
## Round 5 - Miami ePrix

### Non Qualifying Practice

### Analysis

Official Timekeeper TAGHeuer

							<span style="color: green;">■</span> Personal Best <span style="color: purple;">■</span> Session Best <span style="color: blue;">■</span> Crossing the finish line in pit lane								
Lap	C	Time	Sector 1	Sector 2	Sector 3	Kph	Elapsed	Lap	Time	Sector 1	Sector 2	Sector 3	Kph	Elapsed	
<b>22</b> Scott Speed							USA								
Andretti Autosport Formula E Team							Spark - Renault SRT_01 E								
4	B	1:12.357	19.729	24.082	28.546	107.9	5:40.981	1	A	2:24.163	1:26.938	27.100	30.125	54.2	2:24.163
5	B	1:12.488	20.112	23.967	28.409	107.7	6:53.469	2	A	1:12.862	20.422	23.968	28.472	107.2	3:37.025
6	B	1:11.306	19.358	23.535	28.413	109.5	8:04.775	3	A	1:15.082	20.161	23.305	31.616	104.0	4:52.107
7	B	1:10.969	19.596	23.632	27.741	110.0	9:15.744	4	B	4:26.748	3:34.413	23.757	28.578	29.3	9:18.855
8	B	1:14.468	19.272	23.612	31.584	104.9	10:30.212	5	B	1:10.580	19.417	23.284	27.879	110.6	10:29.435
9	A	4:43.074	3:48.392	25.128	29.554	27.6	15:13.286	6	B	1:10.854	19.349	23.435	28.070	110.2	11:40.289
10	A	1:08.440	18.570	22.775	27.095	114.1	16:21.726	7	B	1:10.333	19.267	23.160	27.906	111.0	12:50.622
11	A	1:23.572	22.271	29.517	31.784	93.4	17:45.298	8	B	1:16.835	19.848	24.666	32.321	101.6	14:07.457
12	A	1:08.254	18.490	22.476	27.288	114.4	18:53.552	9	B	7:45.814	6:52.874	25.205	27.735	16.8	21:53.271
13	A	1:56.761	32.614	35.456	48.691	66.9	20:50.313	10	B	1:10.489	18.888	23.330	28.271	110.8	23:03.760
<b>23</b> Nick Heidfeld							DEU								
Venturi Formula E Team							Spark - Renault SRT_01 E								
1	B	1:50.610	53.961	25.660	30.989	70.6	1:50.610	11	B	1:45.497	24.568	38.759	42.170	74.0	24:49.257
2	B	1:18.060	20.430	24.557	33.073	100.0	3:08.670	12	B	1:08.309	18.874	22.699	26.736	114.3	25:57.566
3	B	1:11.762	19.615	23.667	28.480	108.8	4:20.432	13	B	1:30.020	25.800	33.666	30.554	86.7	27:27.586
4	B	1:14.300	19.537	23.508	31.255	105.1	5:34.732	14	B	1:07.265	18.494	22.221	26.550	116.1	28:34.851
5	B	1:10.588	19.211	23.244	28.133	110.6	6:45.320	15	B	1:15.482	20.176	23.959	31.347	103.4	29:50.333
6	B	1:17.715	19.555	26.928	31.232	100.5	8:03.035								
7	B	1:09.928	19.154	22.895	27.879	111.7	9:12.963								
8	B	1:13.569	18.999	24.462	30.108	106.1	10:26.532								
9	B	1:09.649	18.948	22.797	27.904	112.1	11:36.181								
10	B	1:15.759	19.997	24.709	31.053	103.1	12:51.940								
11	A	5:17.343	4:07.835	29.686	39.822	24.6	18:09.283								
12	A	3:29.146	18.324	2:42.057	28.765	37.3	21:38.429								
13	A	1:35.057	22.570	28.931	43.556	82.1	23:13.486								
14	A	1:07.446	18.480	22.224	26.742	115.8	24:20.932								
15	A	1:22.166	21.366	28.504	32.296	95.0	25:43.098								
16	A	1:10.336	19.094	23.123	28.119	111.0	26:53.434								
17	A	1:10.053	19.130	23.065	27.858	111.5	28:03.487								
18	A	1:29.611	19.368	26.051	44.192	87.1	29:33.098								
19	A	2:23.035	1:00.029	43.318	39.688	54.6	31:56.133								
<b>27</b> Jean-Eric Vergne							FRA								
Andretti Autosport Formula E Team							Spark - Renault SRT_01 E								
1	B	1:40.161	36.708	29.482	33.971	78.0	1:40.161								
2	B	1:17.336	20.976	25.336	31.024	101.0	2:57.497								
3	B	1:15.055	20.171	26.041	28.843	104.0	4:12.552								
4	B	1:11.630	19.424	24.015	28.191	109.0	5:24.182								
5	B	1:13.112	19.251	24.018	29.843	106.8	6:37.294								
6	B	1:10.675	19.245	23.488	27.942	110.5	7:47.969								
7	B	1:15.252	19.191	23.505	32.556	103.8	9:03.221								
8	A	6:45.372	5:46.730	27.510	31.132	19.3	15:48.593								
9	A	1:11.677	19.438	23.691	28.548	108.9	17:00.270								
10	A	1:10.888	19.358	23.472	28.058	110.2	18:11.158								
11	A	1:09.888	19.034	23.216	27.638	111.7	19:21.046								
12	A	1:19.083	18.978	28.168	31.937	98.7	20:40.129								
13	A	1:08.408	18.839	22.700	26.869	114.1	21:48.537								
14	A	1:34.199	23.232	34.460	36.507	82.9	23:22.736								
15	A	1:07.980	18.369	22.422	27.189	114.9	24:30.716								
16	A	1:14.214	20.298	24.972	28.944	105.2	25:44.930								
17	A	1:10.208	19.066	23.344	27.798	111.2	26:55.138								
18	A	1:09.720	18.943	23.175	27.602	112.0	28:04.858								
19	A	1:09.836	18.919	23.264	27.653	111.8	29:14.694								
20	A	1:09.453	18.808	22.974	27.671	112.4	30:24.147								
<b>28</b> Stéphane Sarrazin							FRA								
Venturi Formula E Team							Spark - Renault SRT_01 E								
1	A	1:43.172	43.808	27.134	32.230	75.7	1:43.172								
2	A	1:15.148	20.552	25.158	29.438	103.9	2:58.320								
3	A	1:10.772	19.728	23.621	27.423	110.3	4:09.092								
4	A	1:12.183	19.820	24.039	28.324	108.2	5:21.275								
5	A	1:11.072	19.519	23.637	27.916	109.9	6:32.347								
6	A	1:14.931	19.221	24.353	31.357	104.2	7:47.278								
7	B	4:16.610	3:25.008	23.600	28.002	30.4	12:03.888								
8	B	1:10.201	19.178	23.247	27.776	111.2	13:14.089								
9	B	1:07.892	18.400	22.684	26.808	115.0	14:21.981								
10	B	1:10.852	19.600	23.473	27.779	110.2	15:32.833								
11	B	1:10.746	19.033	23.476	28.237	110.4	16:43.579								
12	B	1:10.865	19.214	23.588	28.063	110.2	17:54.444								
13	B	1:10.230	19.182	23.340	27.708	111.2	19:04.674								
14	B	1:13.579	19.307	23.706	30.566	106.1	20:18.253								
15	B	5:10.502	4:19.158	23.279	28.065	25.1	25:28.755								
16	B	1:09.303	18.857	22.843	27.603	112.7	26:38.058								
17	B	1:10.078	18.914	23.251	27.913	111.4	27:48.136								
18	B	1:10.540	19.236	23.343	27.961	110.7	28:58.676								
19	B	1:10.094	18.977	23.193	27.924	111.4	30:08.770								
<b>55</b> Antonio Felix da Costa							PRT								
Amlin Aguri							Spark - Renault SRT_01 E								
1	A	1:42.406	41.923	28.369	32.114	76.2	1:42.406								
2	A	1:15.389	20.066	25.767	29.616	103.6	2:57.795								
3	A	1:13.066	20.113	24.250	28.703	106.9	4:10.861								
4	A	1:11.480	19.502	23.584	28.394	109.2	5:22.341								
5	A	1:17.030	20.466	23.837	32.727	101.4	6:39.371								
6	B	5:40.024	4:46.747	24.420	28.857	23.0	12:19.395								
7	B	1:10.811	19.105	23.357	28.349	110.3	13:30.206								
8	B	1:10.156	19.102	23.171	27.883	111.3	14:40.362								
9	B	1:13.168	21.911	23.318	27.939	106.7	15:53.530								
10	B	1:16.074	20.693	23.600	31.781	102.6	17:09.604								
11	B	4:37.062	3:42.650	25.597	28.815	28.2	21:46.666								
12	B	1:10.723	18.878	23.384	28.461	110.4	22:57.389								
13	B	1:10.589	19.190	23.234	28.165	110.6	24:07.978								
14	B	1:10.257	18.922	23.276	28.059	111.1	25:18.235								



# FIA Formula E Championship

## Round 5 - Miami ePrix

### Non Qualifying Practice

### Analysis

Official Timekeeper TAGHeuer

■ Personal Best ■ Session Best ■ B Crossing the finish line in pit lane

Lap	C	Time	Sector 1	Sector 2	Sector 3	Kph	Elapsed	Lap	Time	Sector 1	Sector 2	Sector 3	Kph	Elapsed	
15	B	1:10.176	18.959	23.169	28.048	111.3	26:28.411	6	A	1:11.460	19.461	23.694	28.305	109.3	7:56.260
16	B	1:11.057	19.146	23.801	28.110	109.9	27:39.468	7	A	1:12.154	19.674	23.863	28.617	108.2	9:08.414
17	B	1:10.771	19.012	23.496	28.263	110.3	28:50.239	8	A	1:11.683	19.603	23.778	28.302	108.9	10:20.097
18	B	1:10.708	19.180	23.313	28.215	110.4	30:00.947	9	A	1:12.509	19.511	24.158	28.840	107.7	11:32.606

66 Daniel Abt DEU						
Audi Sport ABT Formula E Team Spark - Renault SRT_01 E						
Lap	C	Time	Sector 1	Sector 2	Sector 3	Elapsed
1	A	1:49.985	50.842	27.967	31.176	1:49.985
2	A	1:20.156	20.519	26.204	33.433	3:10.141
3	A	1:13.142	19.864	24.260	29.018	4:23.283
4	A	1:12.287	19.665	23.500	29.122	5:35.570
5	A	1:11.035	19.405	23.376	28.254	6:46.605
6	A	1:11.743	19.392	23.994	28.357	7:58.348
7	A	1:10.674	19.167	23.372	28.135	9:09.022
8	A	1:13.350	19.261	24.142	29.947	10:22.372
9	A	1:10.837	19.013	23.101	28.723	11:33.209
10	A	1:22.696	19.278	25.622	37.796	12:55.905
11	A	1:10.405	19.388	23.144	27.873	14:06.310
12	A	1:11.502	19.320	23.719	28.463	15:17.812
13	A	1:11.165	19.553	23.310	28.302	16:28.977
14	A	1:13.889 B	19.124	23.140	31.625	17:42.866
15	B	4:40.115	3:42.868	26.467	30.780	22:22.981
16	B	1:07.910	18.416	22.485	27.009	23:30.891
17	B	1:36.499	25.068	31.312	40.119	25:07.390
18	B	1:16.375	20.334	24.767	31.274	26:23.765
19	B	1:07.414	18.641	22.160	26.613	27:31.179
20	B	1:30.355	21.127	27.270	41.958	29:01.534
21	B	1:31.114	25.006	31.515	34.593	30:32.648

77 Salvador Duran MEX						
Amlin Aguri Spark - Renault SRT_01 E						
Lap	C	Time	Sector 1	Sector 2	Sector 3	Elapsed
1	B	1:47.905	47.436	25.923	34.546	1:47.905
2	B	1:14.614	19.963	25.299	29.352	3:02.519
3	B	1:12.900	19.747	24.070	29.083	4:15.419
4	B	1:11.768	19.487	23.889	28.392	5:27.187
5	B	1:15.647 B	19.238	23.723	32.686	6:42.834
6	A	7:38.136	6:44.617	24.402	29.117	14:20.970
7	A	1:10.474	19.295	23.106	28.073	15:31.444
8	A	1:10.218	19.335	23.138	27.745	16:41.662
9	A	1:09.970	19.257	22.909	27.804	17:51.632
10	A	1:09.433	19.030	22.829	27.574	19:01.065
11	A	1:15.045 B	19.080	23.984	31.981	20:16.110
12	A	4:38.502	3:47.331	23.065	28.106	24:54.612
13	A	1:10.071	19.643	22.840	27.588	26:04.683
14	A	1:09.357	19.131	22.843	27.383	27:14.040
15	A	1:11.031	18.955	22.733	29.343	28:25.071
16	A	1:09.774	19.247	22.777	27.750	29:34.845
17	A	1:09.377	19.124	22.841	27.412	30:44.222

88 Charles Pic FRA						
China Racing Formula E Team Spark - Renault SRT_01 E						
Lap	C	Time	Sector 1	Sector 2	Sector 3	Elapsed
1	A	1:46.760	41.353	28.391	37.016	1:46.760
2	A	1:16.921	20.715	25.288	30.918	3:03.681
3	A	1:15.462	19.999	25.161	30.302	4:19.143
4	A	1:11.974	19.628	24.071	28.275	5:31.117
5	A	1:13.683	20.004	24.366	29.313	6:44.800

Lap	C	Time	Sector 1	Sector 2	Sector 3	Kph	Elapsed
6	A	1:11.460	19.461	23.694	28.305	109.3	7:56.260
7	A	1:12.154	19.674	23.863	28.617	108.2	9:08.414
8	A	1:11.683	19.603	23.778	28.302	108.9	10:20.097
9	A	1:12.509	19.511	24.158	28.840	107.7	11:32.606
10	A	1:12.187	19.409	23.868	28.910	108.2	12:44.793
11	A	1:12.394	19.518	23.930	28.946	107.9	13:57.187
12	A	1:11.416	19.396	23.792	28.228	109.3	15:08.603
13	A	1:11.779	19.259	23.651	28.869	108.8	16:20.382
14	A	1:11.299	19.322	23.443	28.534	109.5	17:31.681
15	A	1:10.574	19.323	23.372	27.879	110.6	18:42.255
16	A	1:12.530	19.093	25.409	28.028	107.7	19:54.785
17	A	1:16.864 B	18.970	25.738	32.156	101.6	21:11.649
18	B	2:35.838	1:42.607	25.042	28.189	50.1	23:47.487
19	B	1:11.680	18.951	22.874	29.855	108.9	24:59.167
20	B	1:08.625	18.514	23.003	27.108	113.8	26:07.792
21	B	1:30.728 B	20.743	31.381	38.604	86.1	27:38.520
22	A	2:26.300	1:34.439	24.144	27.717	53.4	30:04.820

99 Nelson Piquet JR BRA						
China Racing Formula E Team Spark - Renault SRT_01 E						
Lap	C	Time	Sector 1	Sector 2	Sector 3	Elapsed
1	B	1:41.553	39.532	29.280	32.741	1:41.553
2	B	1:19.324 B	20.127	25.331	33.866	3:00.877
3	A	3:30.434	2:32.291	27.418	30.725	6:31.311
4	A	1:14.032	19.754	25.575	28.703	7:45.343
5	A	1:11.246	19.514	23.429	28.303	8:56.589
6	A	1:10.485	19.204	23.141	28.140	10:07.074
7	A	1:09.476	19.007	22.906	27.563	11:16.550
8	A	1:09.211	18.878	22.656	27.677	12:25.761
9	A	1:10.232	18.899	22.831	28.502	13:35.993
10	A	1:09.745	19.263	22.714	27.768	14:45.738
11	A	1:13.038	18.953	23.168	30.917	15:58.776
12	A	1:09.494	18.960	22.906	27.628	17:08.270
13	A	1:09.248	18.824	22.574	27.850	18:17.518
14	A	1:11.414	18.787	24.653	27.974	19:28.932
15	A	1:13.005	19.011	24.188	29.806	20:41.937
16	A	1:10.324	19.133	23.294	27.897	21:52.261
17	A	1:10.782	18.849	23.804	28.129	23:03.043
18	A	1:10.068	19.070	23.276	27.722	24:13.111
19	A	1:09.506	18.817	22.969	27.720	25:22.617
20	A	1:09.535	18.793	23.097	27.645	26:32.152
21	A	1:13.862 B	18.913	23.424	31.525	27:46.014