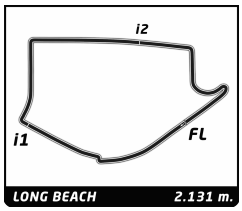

FIA Formula E Championship

Round 6 - Long Beach ePrix

Non Qualifying Practice 3

Analysis

Official Timekeeper TAGHeuer

Personal Best | Session Best | **B** Crossing the finish line in pit lane

2 Sam Bird — GBR

Virgin Racing Formula E Team — Spark - Renault SRT_01 E

Lap	C	Time	Sector 1	Sector 2	Sector 3	Kph	Elapsed
1	B	4:05.991	3:12.261	26.787	26.943	31.2	4:05.991
2	B	1:09.194	17.912	22.187	29.095	110.9	5:15.185
3	B	57.817	16.724	19.511	21.582	132.7	6:13.002
4	B	1:40.703	20.742	42.672	37.289	76.2	7:53.705
5	B	1:08.114 **B**	16.639	19.412	32.063	112.6	9:01.819

3 Jaime Alguersuari — ESP

Virgin Racing Formula E Team — Spark - Renault SRT_01 E

Lap	C	Time	Sector 1	Sector 2	Sector 3	Kph	Elapsed
1	B	1:22.215	33.201	22.670	26.344	93.3	1:22.215
2	B	1:02.189	18.534	20.887	22.768	123.4	2:24.404
3	B	1:01.250	18.374	20.557	22.319	125.3	3:25.654
4	B	1:19.333	22.233	31.161	25.939	96.7	4:44.987
5	B	58.511	17.028	19.617	21.866	131.1	5:43.498
6	B	1:16.484	21.290	28.605	26.589	100.3	6:59.982
7	B	58.038	17.046	19.371	21.621	132.2	7:58.020
8	B	1:17.131 **B**	21.413	24.201	31.517	99.5	9:15.151
9	B	7:06.750	6:23.178	21.167	22.405	18.0	16:21.901
10	B	1:00.483	18.084	20.422	21.977	126.8	17:22.384
11	B	1:00.182	17.943	20.299	21.940	127.5	18:22.566
12	B	59.964	18.131	20.217	21.616	127.9	19:22.530
13	B	1:00.086	17.933	20.350	21.803	127.7	20:22.616
14	B	1:00.331	17.863	20.451	22.017	127.2	21:22.947
15	B	59.858	17.744	20.390	21.724	128.2	22:22.805
16	B	1:00.485	17.904	20.483	22.098	126.8	23:23.290
17	B	1:00.569	18.044	20.445	22.080	126.7	24:23.859
18	B	1:00.708	18.008	20.457	22.243	126.4	25:24.567

5 Karun Chandhok — IND

Mahindra Racing Formula E Team — Spark - Renault SRT_01 E

Lap	C	Time	Sector 1	Sector 2	Sector 3	Kph	Elapsed
1	A	2:55.964	2:07.357	22.926	25.681	43.6	2:55.964
2	A	1:06.369	19.532	22.164	24.673	115.6	4:02.333
3	A	58.459	17.147	19.620	21.692	131.2	5:00.792
4	A	1:25.730	23.364	34.522	27.844	89.5	6:26.522
5	A	1:07.228	19.836	22.106	25.286	114.1	7:33.750
6	A	58.027	16.990	19.653	21.384	132.2	8:31.777
7	A	1:13.340	21.582	27.302	24.456	104.6	9:45.117
8	A	1:00.979	18.112	20.538	22.329	125.8	10:46.096
9	A	1:00.483	17.797	20.550	22.136	126.8	11:46.579
10	A	1:08.427 **B**	17.776	20.785	29.866	112.1	12:55.006

6 Loïc Duval — FRA

Dragon Racing Formula E Team — Spark - Renault SRT_01 E

Lap	C	Time	Sector 1	Sector 2	Sector 3	Kph	Elapsed
1	B	2:05.304	1:13.795	21.811	29.698	61.2	2:05.304
2	B	59.581	17.469	19.736	22.376	128.8	3:04.885
3	B	1:36.039	22.986	35.957	37.096	79.9	4:40.924
4	B	1:28.353	20.677	39.425	28.251	86.8	6:09.277
5	B	57.982	17.145	19.522	21.315	132.3	7:07.259
6	B	1:25.760 **B**	21.275	27.983	36.502	89.5	8:33.019

7 Jérôme D'Ambrosio — BEL

Dragon Racing Formula E Team — Spark - Renault SRT_01 E

Lap	C	Time	Sector 1	Sector 2	Sector 3	Kph	Elapsed
1	B	2:13.864	1:26.012	23.135	24.717	57.3	2:13.864
2	B	1:05.928	18.748	21.686	25.494	116.4	3:19.792
3	B	59.148	17.071	19.744	22.333	129.7	4:18.940
4	B	1:21.596	24.631	29.585	27.380	94.0	5:40.536
5	B	57.973	16.820	19.400	21.753	132.3	6:38.509
6	B	1:24.136 **B**	23.160	28.846	32.130	91.2	8:02.645

8 Nicolas Prost — FRA

Team e.dams Renault — Spark - Renault SRT_01 E

Lap	C	Time	Sector 1	Sector 2	Sector 3	Kph	Elapsed
1	A	1:25.726	36.970	21.428	27.328	89.5	1:25.726
2	A	1:10.536	18.334	29.236	22.966	108.8	2:36.262
3	A	57.637	16.711	19.571	21.355	133.1	3:33.899
4	A	1:22.503 **B**	22.047	25.507	34.949	93.0	4:56.402
5	A	5:21.860	4:38.605	21.015	22.240	23.8	10:18.262
6	A	1:05.411	17.802	20.566	27.043	117.3	11:23.673
7	A	59.891	17.658	20.384	21.849	128.1	12:23.564
8	A	1:01.003	18.479	20.344	22.180	125.8	13:24.567
9	A	1:00.100	17.820	20.330	21.950	127.6	14:24.667
10	A	1:00.077	17.828	20.337	21.912	127.7	15:24.744
11	A	59.765	17.582	20.249	21.934	128.4	16:24.509
12	A	1:07.452	20.630	24.338	22.484	113.7	17:31.961
13	A	1:00.077	17.863	20.286	21.928	127.7	18:32.038
14	A	59.638	17.566	20.239	21.833	128.6	19:31.676
15	A	1:00.205	17.572	20.645	21.988	127.4	20:31.881
16	A	59.840	17.610	20.291	21.939	128.2	21:31.721
17	A	1:00.279	17.840	20.390	22.049	127.3	22:32.000
18	A	1:07.834 **B**	17.700	20.314	29.820	113.1	23:39.834

9 Sébastien Buemi — CHE

Team e.dams Renault — Spark - Renault SRT_01 E

Lap	C	Time	Sector 1	Sector 2	Sector 3	Kph	Elapsed
1	B	1:06.065	20.664	21.962	23.439	116.1	1:06.065
2	B	1:10.889	18.898	25.530	26.461	108.2	2:16.954
3	B	58.922	16.879	19.483	22.560	130.2	3:15.876
4	B	1:17.264 **B**	22.522	23.928	30.814	99.3	4:33.140
5	B	6:42.373	5:57.679	21.702	22.992	19.1	11:15.513
6	B	1:00.702	18.004	20.535	22.163	126.4	12:16.215
7	B	1:00.311	17.994	20.274	22.043	127.2	13:16.526
8	B	59.917	17.873	20.225	21.819	128.0	14:16.443
9	B	59.594	17.777	20.081	21.736	128.7	15:16.037
10	B	59.814	17.818	20.099	21.897	128.3	16:15.851
11	B	59.625	17.690	20.140	21.795	128.7	17:15.476
12	B	59.978	17.751	20.105	22.122	127.9	18:15.454
13	B	59.562	17.711	20.147	21.704	128.8	19:15.016
14	B	59.940	17.656	20.282	22.002	128.0	20:14.956
15	B	1:00.231	17.614	20.130	22.487	127.4	21:15.187
16	B	59.506	17.628	20.138	21.740	128.9	22:14.693
17	B	59.386	17.642	20.047	21.697	129.2	23:14.079
18	B	59.827	17.588	20.324	21.915	128.2	24:13.906
19	B	1:10.150 **B**	18.480	21.267	30.403	109.4	25:24.056

10 Jarno Trulli — ITA

Trulli Formula E Team — Spark - Renault SRT_01 E

Lap	C	Time	Sector 1	Sector 2	Sector 3	Kph	Elapsed
1	A	1:37.438	46.692	22.096	28.650	78.7	1:37.438
2	A	1:16.291	23.973	22.759	29.559	100.6	2:53.729
3	A	58.174	16.920	19.716	21.538	131.9	3:51.903
4	A	1:17.789	22.090	27.712	27.987	98.6	5:09.692
5	A	1:01.962	18.139	20.789	23.034	123.8	6:11.654
6	A	1:00.999	17.905	20.711	22.383	125.8	7:12.653

Founding Partners

MICHELIN TAGHeuer RENAULT QUALCOMM DHL BMW i.

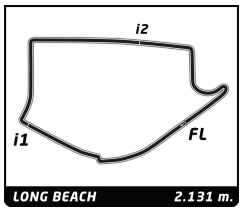

FIA Formula E Championship

Round 6 - Long Beach ePrix

Non Qualifying Practice 3

Analysis

Official Timekeeper TAGHeuer

Personal Best | Session Best | B Crossing the finish line in pit lane

Lap	C	Time	Sector 1	Sector 2	Sector 3	Kph	Elapsed
7	A	1:01.374	18.151	20.820	22.403	125.0	8:14.027
8	A	1:01.499	18.129	20.776	22.594	124.7	9:15.526
9	A	1:01.556	17.907	20.848	22.801	124.6	10:17.082
10	A	1:01.053	17.941	20.714	22.398	125.7	11:18.135
11	A	1:00.840	17.806	20.788	22.246	126.1	12:18.975
12	A	1:01.852	17.641	21.860	22.351	124.0	13:20.827
13	A	1:00.916	17.949	20.694	22.273	125.9	14:21.743
14	A	1:00.739	17.797	20.603	22.339	126.3	15:22.482
15	A	1:01.295	17.845	20.984	22.466	125.2	16:23.777
16	A	1:01.454	18.118	20.781	22.555	124.8	17:25.231
17	A	1:01.580	18.039	20.761	22.780	124.6	18:26.811
18	A	1:00.066	17.580	20.394	22.092	127.7	19:26.877
19	A	1:11.784 B	20.964	22.901	27.919	106.9	20:38.661
20	A	5:13.126	4:00.949	36.780	35.397	24.5	25:51.787

11 Lucas di Grassi — BRA

Audi Sport ABT Formula E Team — Spark - Renault SRT_01 E

1		9:24.170				13.6	9:24.170
2	0	1:05.616				116.9	10:29.786
3		57.293				133.9	11:27.079
4	0	1:17.350 B				99.2	12:44.429

18 Vitantonio Liuzzi — ITA

Trulli Formula E Team — Spark - Renault SRT_01 E

1	A	1:58.991	1:03.662	27.138	28.191	64.5	1:58.991
2	A	1:00.085	17.559	19.955	22.571	127.7	2:59.076
3	A	1:16.362	24.437	27.598	24.327	100.5	4:15.438
4	A	1:01.847	18.334	20.705	22.808	124.0	5:17.285
5	A	1:01.050	18.091	20.466	22.493	125.7	6:18.335
6	A	1:12.242 B	17.903	22.564	31.775	106.2	7:30.577
7	B	5:16.204	4:27.586	23.666	24.952	24.3	12:46.781
8	B	1:01.519	18.168	20.907	22.444	124.7	13:48.300
9	B	1:00.435	17.642	20.533	22.260	126.9	14:48.735
10	B	1:00.383	17.785	20.429	22.169	127.0	15:49.118
11	B	1:00.390	17.603	20.432	22.355	127.0	16:49.508
12	B	1:00.532	17.664	20.548	22.320	126.7	17:50.040
13	B	1:00.310	17.632	20.450	22.228	127.2	18:50.350
14	B	1:00.382	17.460	20.536	22.386	127.1	19:50.732
15	B	1:13.087 B	17.419	22.485	33.183	105.0	21:03.819
16	B	4:54.336	3:46.529	31.521	36.286	26.1	25:58.155

21 Bruno Senna — BRA

Mahindra Racing Formula E Team — Spark - Renault SRT_01 E

1	B	3:14.286	2:21.582	26.847	25.857	39.5	3:14.286
2	B	1:10.302	18.211	20.797	31.294	109.1	4:24.588
3	B	58.693	17.257	19.495	21.941	130.7	5:23.281
4	B	1:25.101	21.134	30.500	33.467	90.1	6:48.382
5	B	1:30.401	26.476	32.709	31.216	84.9	8:18.783
6	B	58.021	16.995	19.545	21.481	132.2	9:16.804
7	B	1:24.325 B	20.647	30.522	33.156	91.0	10:41.129

23 Nick Heidfeld — DEU

Venturi Formula E Team — Spark - Renault SRT_01 E

1	A	1:39.848	52.212	23.159	24.477	76.8	1:39.848
2	A	1:08.858	20.363	21.887	26.608	111.4	2:48.706
3	A	58.538	16.852	19.482	22.204	131.1	3:47.244
4	A	1:17.835 B	20.279	21.521	36.035	98.6	5:05.079
5	A	7:38.569	6:50.844	23.104	24.621	16.7	12:43.648
6	A	1:00.679	17.867	20.752	22.060	126.4	13:44.327
7	A	1:00.073	17.687	20.405	21.981	127.7	14:44.400
8	A	1:05.036 B	17.607	20.273	27.156	118.0	15:49.436

27 Jean-Eric Vergne — FRA

Andretti Autosport Formula E Team — Spark - Renault SRT_01 E

1	B	2:18.331	1:31.640	22.182	24.509	55.5	2:18.331
2	B	1:11.710	18.088	25.581	28.041	107.0	3:30.041
3	B	58.088	17.091	19.611	21.386	132.1	4:28.129
4	B	1:21.623	24.035	28.234	29.354	94.0	5:49.752
5	B	57.597	16.725	19.504	21.368	133.2	6:47.349
6	B	1:01.667	17.953	20.317	23.397	124.4	7:49.016
7	B	1:07.340 B	17.891	20.402	29.047	113.9	8:56.356

28 Scott Speed — USA

Andretti Autosport Formula E Team — Spark - Renault SRT_01 E

1	B	3:53.748	3:08.825	21.322	23.601	32.8	3:53.748
2	B	1:29.423	23.627	32.636	33.160	85.8	5:23.171
3	B	58.324	17.005	19.530	21.789	131.5	6:21.495
4	B	1:26.629	23.715	36.191	26.723	88.6	7:48.124
5	B	57.687	16.870	19.317	21.500	133.0	8:45.811
6	B	1:21.006 B	20.199	26.274	34.533	94.7	10:06.817
7	B	6:04.534	5:19.670	21.269	23.595	21.0	16:11.351
8	B	1:01.365	18.102	20.718	22.545	125.0	17:12.716
9	B	1:01.056	18.112	20.466	22.478	125.6	18:13.772
10	B	1:00.396	17.858	20.465	22.073	127.0	19:14.168
11	B	1:00.571	17.661	20.518	22.392	126.7	20:14.739
12	B	1:01.557	18.740	20.428	22.389	124.6	21:16.296
13	B	59.863	17.694	20.266	21.903	128.2	22:16.159

30 Stéphane Sarrazin — FRA

Venturi Formula E Team — Spark - Renault SRT_01 E

1	B	1:29.671	44.536	21.930	23.205	85.6	1:29.671
2	B	1:03.197	18.372	21.187	23.638	121.4	2:32.868
3	B	57.758	16.727	19.377	21.654	132.8	3:30.626
4	B	1:02.406	18.145	20.947	23.314	122.9	4:33.032
5	B	1:00.379	17.851	20.578	21.950	127.1	5:33.411
6	B	1:00.578	17.964	20.581	22.033	126.6	6:33.989
7	B	1:00.817	17.813	20.692	22.312	126.1	7:34.806
8	B	3:57.212 B	18.122	20.610	3:18.480	32.3	11:32.018
9	B	1:22.617	38.803	21.375	22.439	92.9	12:54.635
10	B	1:00.195	17.839	20.448	21.908	127.4	13:54.830
11	B	59.921	17.501	20.500	21.920	128.0	14:54.751
12	B	59.861	17.758	20.377	21.726	128.2	15:54.612
13	B	59.690	17.667	20.322	21.701	128.5	16:54.302
14	B	1:49.362 B	17.682	20.546	1:11.134	70.1	18:43.664
15	B	1:22.184	38.576	21.066	22.542	93.3	20:05.848
16	B	59.574	17.473	20.454	21.647	128.8	21:05.422
17	B	59.557	17.595	20.377	21.585	128.8	22:04.979
18	B	1:00.499	17.844	20.593	22.062	126.8	23:05.478
19	B	1:00.535	17.815	20.552	22.168	126.7	24:06.013
20	B	1:35.180 B	19.028	28.599	47.553	80.6	25:41.193

Founding Partners

MICHELIN TAGHeuer RENAULT QUALCOMM DHL BMW i.

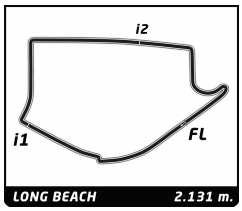

FIA Formula E Championship

Round 6 - Long Beach ePrix

Non Qualifying Practice 3

Analysis

Official Timekeeper TAGHeuer

Personal Best | Session Best | **B** Crossing the finish line in pit lane

55 Antonio Felix da Costa — PRT

Amlin Aguri — Spark - Renault SRT_01 E

Lap	C	Time	Sector 1	Sector 2	Sector 3	Kph	Elapsed
1	B	2:08.939	1:16.336	24.344	28.259	59.5	2:08.939
2	B	57.694	16.807	19.498	21.389	133.0	3:06.633
3	B	1:46.863	26.793	48.878	31.192	71.8	4:53.496
4	B	1:27.988 **B**	16.599	19.581	51.808	87.2	6:21.484
5	B	5:14.828	4:29.160	22.427	23.241	24.4	11:36.312
6	B	59.344	17.285	20.168	21.891	129.3	12:35.656
7	B	59.911	18.008	20.040	21.863	128.0	13:35.567
8	B	59.224	17.506	20.000	21.718	129.5	14:34.791
9	B	1:04.432 **B**	17.294	20.162	26.976	119.1	15:39.223

66 Daniel Abt — DEU

Audi Sport ABT Formula E Team — Spark - Renault SRT_01 E

Lap	C	Time	Sector 1	Sector 2	Sector 3	Kph	Elapsed
1	B	1:44.853	57.464	23.053	24.336	73.2	1:44.853
2	B	1:19.172	18.516	23.999	36.657	96.9	3:04.025
3	B	58.805	17.318	19.825	21.662	130.5	4:02.830
4	B	1:09.469 **B**	18.809	21.502	29.158	110.4	5:12.299

77 Salvador Duran — MEX

Amlin Aguri — Spark - Renault SRT_01 E

Lap	C	Time	Sector 1	Sector 2	Sector 3	Kph	Elapsed
1	A	2:42.133	1:54.305	21.119	26.709	47.3	2:42.133
2	A	58.583	17.174	19.688	21.721	131.0	3:40.716
3	A	1:23.523	22.889	30.980	29.654	91.9	5:04.239
4	A	58.675	17.120	19.746	21.809	130.7	6:02.914
5	A	1:17.641 **B**	20.526	25.256	31.859	98.8	7:20.555
6	A	5:58.220	5:14.503	21.518	22.199	21.4	13:18.775
7	A	1:00.164	18.192	20.193	21.779	127.5	14:18.939
8	A	1:00.078	17.845	20.293	21.940	127.7	15:19.017
9	A	1:00.147	18.019	20.277	21.851	127.5	16:19.164
10	A	1:00.501	18.342	20.283	21.876	126.8	17:19.665
11	A	59.873	17.912	20.174	21.787	128.1	18:19.538
12	A	1:00.101	17.876	20.253	21.972	127.6	19:19.639
13	A	1:07.542 **B**	17.935	20.295	29.312	113.6	20:27.181

88 Charles Pic — FRA

China Racing Formula E Team — Spark - Renault SRT_01 E

Lap	C	Time	Sector 1	Sector 2	Sector 3	Kph	Elapsed
1	B	3:06.468	2:19.611	21.915	24.942	41.1	3:06.468
2	B	1:05.254	20.290	20.908	24.056	117.6	4:11.722
3	B	59.330	17.299	19.957	22.074	129.3	5:11.052
4	B	1:13.337	19.074	26.647	27.616	104.6	6:24.389
5	B	1:14.448	23.556	26.239	24.653	103.0	7:38.837
6	B	1:00.824	18.033	20.442	22.349	126.1	8:39.661
7	B	1:11.866	20.875	25.783	25.208	106.7	9:51.527
8	B	58.300	17.021	19.873	21.406	131.6	10:49.827
9	B	1:17.197	20.636	27.953	28.608	99.4	12:07.024
10	B	1:19.339	25.001	30.782	23.556	96.7	13:26.363
11	B	1:00.568	18.112	20.616	21.840	126.7	14:26.931
12	B	1:00.243	17.763	20.528	21.952	127.3	15:27.174
13	B	1:09.072	21.364	23.996	23.712	111.1	16:36.246
14	B	59.800	17.794	20.298	21.708	128.3	17:36.046
15	B	1:15.122 **B**	20.551	24.105	30.466	102.1	18:51.168

99 Nelson Piquet JR — BRA

China Racing Formula E Team — Spark - Renault SRT_01 E

Lap	C	Time	Sector 1	Sector 2	Sector 3	Kph	Elapsed
1	B	1:18.486	31.734	22.853	23.899	97.7	1:18.486
2	B	1:05.021	18.241	21.869	24.911	118.0	2:23.507
3	B	58.124	17.232	19.568	21.324	132.0	3:21.631
4	B	1:28.616	22.298	36.409	29.909	86.6	4:50.247
5	B	1:12.141	23.779	22.381	25.981	106.3	6:02.388
6	B	57.675	16.973	19.367	21.335	133.0	7:00.063
7	B	1:19.364 **B**	21.077	24.572	33.715	96.7	8:19.427
8	B	4:39.323 **B**	3:41.889	23.180	34.254	27.5	12:58.750

Founding Partners

MICHELIN TAGHeuer RENAULT QUALCOMM DHL BMW i.