

FIA Formula E Championship

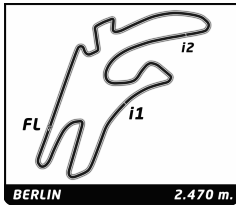
Round 8 - Berlin ePrix

Non Qualifying Practice 1

Analysis

Official Timekeeper TAGHeuer

Personal Best							Session Best		B Crossing the finish line in pit lane						
Lap	C	Time	Sector 1	Sector 2	Sector 3	Kph	Elapsed	Lap	Time	Sector 1	Sector 2	Sector 3	Kph	Elapsed	
2 Sam Bird GBR							Virgin Racing Formula E Team Spark - Renault SRT_01 E								
1	A	1:41.879	44.211	23.176	34.492	87.3	1:41.879	14	A	1:28.403	29.564	23.660	35.179	100.6	41:30.263
2	A	1:25.370	29.394	22.384	33.592	104.2	3:07.249	15	A	1:26.487	29.562	22.844	34.081	102.8	42:56.750
3	A	1:26.547	30.334	22.298	33.915	102.7	4:33.796	16	A	1:26.424	29.608	22.770	34.046	102.9	44:23.174
4	A	1:26.281	29.885	22.369	34.027	103.1	6:00.077	17	A	1:26.968	29.787	22.926	34.255	102.2	45:50.142
5	A	1:26.080	29.604	22.459	34.017	103.3	7:26.157								
6	B	9:46.175	29.751	25.774	8:50.650	15.2	17:12.332								
7	B	1:33.810	33.556	23.655	36.599	94.8	18:46.142								
8	B	1:29.911	29.596	24.714	35.601	98.9	20:16.053								
9	B	1:25.946	29.298	22.513	34.135	103.5	21:41.999								
10	B	1:25.980	29.501	22.573	33.906	103.4	23:07.979								
11	B	1:25.782	29.409	22.590	33.783	103.7	24:33.761								
12	B	10:38.371	31.877	24.603	9:41.891	13.9	35:12.132								
13	B	1:29.892	32.584	23.001	34.307	98.9	36:42.024								
14	B	1:26.834	29.779	22.706	34.349	102.4	38:08.858								
15	B	1:27.304	29.810	22.988	34.506	101.9	39:36.162								
16	B	1:27.016	29.876	22.772	34.368	102.2	41:03.178								
17	B	2:21.633	29.766	22.742	1:29.125	62.8	43:24.811								
18	B	1:29.618	32.447	22.758	34.413	99.2	44:54.429								
19	B	1:26.538	29.660	22.933	33.945	102.8	46:20.967								
3 Jaime Alguersuari ESP							Virgin Racing Formula E Team Spark - Renault SRT_01 E								
1	B	1:46.699	43.078	24.635	38.986	83.3	1:46.699								
2	B	1:25.547	29.490	22.451	33.606	103.9	3:12.246								
3	B	1:25.322	29.267	22.563	33.492	104.2	4:37.568								
4	B	1:25.086	29.105	22.244	33.737	104.5	6:02.654								
5	B	1:25.266	29.372	22.303	33.591	104.3	7:27.920								
6	B	9:43.115	29.242	25.643	8:48.230	15.2	17:11.035								
7	B	1:34.231	34.475	22.922	36.834	94.4	18:45.266								
8	B	1:27.973	30.185	23.090	34.698	101.1	20:13.239								
9	B	1:27.026	29.692	22.987	34.347	102.2	21:40.265								
10	A	13:43.099	29.756	22.891	...	10.8	35:23.364								
11	A	1:38.652	36.768	23.385	38.499	90.1	37:02.016								
12	A	1:26.097	29.198	22.141	34.758	103.3	38:28.113								
13	A	1:25.145	29.384	22.310	33.451	104.4	39:53.258								
14	A	1:24.782	29.052	22.237	33.493	104.9	41:18.040								
15	A	2:17.317	32.953	23.424	1:20.940	64.8	43:35.357								
16	A	2:20.689	46.606	37.645	56.438	63.2	45:56.046								
5 Karun Chandhok IND							Mahindra Racing Formula E Team Spark - Renault SRT_01 E								
1	B	2:26.780	1:25.287	24.319	37.174	60.6	2:26.780								
2	B	1:26.967	29.578	22.978	34.411	102.2	3:53.747								
3	B	1:28.897	29.818	23.543	35.536	100.0	5:22.644								
4	B	1:26.591	29.831	22.907	33.853	102.7	6:49.235								
5	B	10:41.728	29.559	22.993	9:49.176	13.9	17:30.963								
6	B	1:49.505	41.940	24.115	43.450	81.2	19:20.468								
7	B	1:25.881	29.325	22.708	33.848	103.5	20:46.349								
8	B	1:26.853	29.753	22.950	34.150	102.4	22:13.202								
9	B	1:26.571	29.482	22.915	34.174	102.7	23:39.773								
10	A	11:40.012	29.814	22.826	...	12.7	35:19.785								
11	A	1:37.314	35.844	22.833	38.637	91.4	36:57.099								
12	A	1:25.814	29.419	22.590	33.805	103.6	38:22.913								
13	A	1:38.947	29.483	32.353	37.111	89.9	40:01.860								
6 Loïc Duval FRA							Dragon Racing Formula E Team Spark - Renault SRT_01 E								
1	A	2:01.393	57.483	23.832	40.078	73.2	2:01.393								
2	A	1:25.774	29.759	22.442	33.573	103.7	3:27.167								
3	A	1:27.718	29.486	23.372	34.860	101.4	4:54.885								
4	A	1:25.597	29.130	22.575	33.892	103.9	6:20.482								
5	A	1:25.589	29.148	22.505	33.936	103.9	7:46.071								
6	A	9:51.687	35.935	31.218	8:44.534	15.0	17:37.758								
7	A	1:32.665	33.351	22.786	36.528	96.0	19:10.423								
8	A	1:25.946	29.366	22.719	33.861	103.5	20:36.369								
9	A	1:25.976	29.326	22.619	34.031	103.4	22:02.345								
10	A	1:33.981	29.311	27.549	37.121	94.6	23:36.326								
11	B	12:04.352	29.229	22.534	...	12.3	35:40.678								
12	B	1:43.953	33.095	23.004	47.854	85.5	37:24.631								
13	B	1:25.951	29.122	22.183	34.646	103.5	38:50.582								
14	B	1:25.123	29.254	22.288	33.581	104.5	40:15.705								
15	B	1:29.694	32.788	23.147	33.759	99.1	41:45.399								
16	B	1:25.266	29.245	22.385	33.636	104.3	43:10.665								
17	B	1:36.228	30.748	23.886	41.594	92.4	44:46.893								
18	B	1:25.327	29.461	22.375	33.491	104.2	46:12.220								
7 Jérôme D'Ambrosio BEL							Dragon Racing Formula E Team Spark - Renault SRT_01 E								
1	A	2:40.492	1:37.736	25.349	37.407	55.4	2:40.492								
2	A	1:29.487	31.506	23.075	34.906	99.4	4:09.979								
3	A	1:27.291	30.076	22.524	34.691	101.9	5:37.270								
4	A	1:26.734	29.443	22.622	34.669	102.5	7:04.004								
5	B	10:37.408	32.128	25.758	9:39.522	14.0	17:41.412								
6	B	1:42.447	34.609	23.554	44.284	86.8	19:23.859								
7	B	1:27.276	29.771	22.989	34.516	101.9	20:51.135								
8	B	1:26.799	29.851	22.535	34.413	102.4	22:17.934								
9	B	1:33.971	29.858	22.565	41.548	94.6	23:51.905								
10	B	12:07.787	29.587	22.368	...	12.2	35:59.692								
11	B	1:38.004	32.825	22.558	42.621	90.7	37:37.696								
12	B	1:25.738	29.476	22.447	33.815	103.7	39:03.434								
13	B	1:25.099	29.165	22.411	33.523	104.5	40:28.533								
14	B	1:28.653	29.310	22.428	36.915	100.3	41:57.186								
15	B	1:25.017	29.238	22.274	33.505	104.6	43:22.203								
16	B	1:30.855	29.216	22.512	39.127	97.9	44:53.058								
17	B	1:25.077	29.178	22.377	33.522	104.5	46:18.135								
8 Nicolas Prost FRA							Team e.dams Renault Spark - Renault SRT_01 E								
1	B	1:37.929	40.479	23.282	34.168	90.8	1:37.929								
2	B	1:26.113	29.686	22.569	33.858	103.3	3:04.042								
3	B	1:25.424	29.622	22.284	33.518	104.1	4:29.466		</						



FIA Formula E Championship

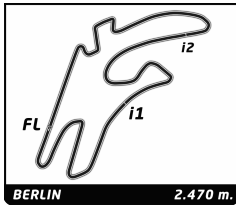
Round 8 - Berlin ePrix

Non Qualifying Practice 1

Analysis

Official Timekeeper TAGHeuer

Personal Best							Session Best		B Crossing the finish line in pit lane								
Lap	C	Time	Sector 1	Sector 2	Sector 3	Kph	Elapsed	Lap	Time	Sector 1	Sector 2	Sector 3	Kph	Elapsed			
9 Sébastien Buemi CHE																	
Team e.dams Renault							Spark - Renault SRT_01 E										
9	A	1:25.418	29.383	22.465	33.570	104.1	21:32.586	5	B	1:26.074	29.572	22.509	33.993	103.3	7:23.801		
10	A	1:26.487	29.960	22.647	33.880	102.8	22:59.073	6	A	10:08.785	B	29.383	22.529	9:16.873	14.6	17:32.586	
11	A	1:25.999	29.531	22.486	33.982	103.4	24:25.072	7	A	1:42.527	36.544	24.191	41.792	86.7	19:15.113		
12	A	11:19.127	B	32.108	25.923	...	13.1	35:44.199	8	A	1:26.027	29.056	23.286	33.685	103.4	20:41.140	
13	A	1:44.995	32.477	22.467	50.051	84.7	37:29.194	9	A	1:34.253	29.469	30.823	33.961	94.3	22:15.393		
14	A	1:25.135	29.268	22.242	33.630	104.4	38:54.329	10	A	1:25.668	29.415	22.624	33.629	103.8	23:41.061		
15	A	1:26.332	29.643	22.508	34.181	103.0	40:20.661	11	A	11:27.546	B	29.345	22.723	...	12.9	35:08.607	
16	A	1:29.046	29.414	22.429	37.203	99.9	41:49.707	12	A	1:29.585	32.949	22.344	34.292	99.3	36:38.192		
17	A	1:26.184	29.793	22.548	33.843	103.2	43:15.891	13	A	1:25.758	29.362	22.179	34.217	103.7	38:03.950		
18	A	1:26.408	29.680	22.578	34.150	102.9	44:42.299	14	A	1:25.449	29.220	22.418	33.811	104.1	39:29.399		
19	A	1:26.052	29.573	22.575	33.904	103.3	46:08.351	15	A	1:25.183	29.430	22.199	33.554	104.4	40:54.582		
								16	A	1:25.258	29.237	22.359	33.662	104.3	42:19.840		
								17	A	1:25.666	29.220	22.683	33.763	103.8	43:45.506		
								18	A	1:26.213	30.011	22.579	33.623	103.1	45:11.719		
18 Vitantonio Liuzzi ITA																	
Trulli Formula E Team							Spark - Renault SRT_01 E										
1	B	2:10.444	1:07.577	25.164	37.703	68.2	2:10.444	1	B	2:10.444	1:07.577	25.164	37.703	68.2	2:10.444		
2	B	1:28.263	29.930	23.967	34.366	100.7	3:38.707	2	B	1:28.263	29.930	23.967	34.366	100.7	3:38.707		
3	B	1:27.280	30.336	22.965	33.979	101.9	5:05.987	3	B	1:27.280	30.336	22.965	33.979	101.9	5:05.987		
4	B	1:26.430	29.791	22.630	34.009	102.9	6:32.417	4	B	1:26.430	29.791	22.630	34.009	102.9	6:32.417		
5	B	1:26.952	30.008	22.775	34.169	102.3	7:59.369	5	B	1:26.952	30.008	22.775	34.169	102.3	7:59.369		
6	A	9:28.859	B	34.247	30.655	8:23.957	15.6	17:28.228	6	A	9:28.859	B	34.247	30.655	8:23.957	15.6	17:28.228
7	A	1:34.873	33.319	23.928	37.626	93.7	19:03.101	7	A	1:34.873	33.319	23.928	37.626	93.7	19:03.101		
8	A	1:26.984	29.415	22.674	34.895	102.2	20:30.085	8	A	1:26.984	29.415	22.674	34.895	102.2	20:30.085		
9	A	1:26.068	29.490	22.545	34.033	103.3	21:56.153	9	A	1:26.068	29.490	22.545	34.033	103.3	21:56.153		
10	A	1:26.200	29.490	22.681	34.029	103.2	23:22.353	10	A	1:26.200	29.490	22.681	34.029	103.2	23:22.353		
11	A	12:11.759	B	29.536	22.540	...	12.2	35:34.112	11	A	12:11.759	B	29.536	22.540	...	12.2	35:34.112
12	A	1:43.493	33.010	22.627	47.856	85.9	37:17.605	12	A	1:43.493	33.010	22.627	47.856	85.9	37:17.605		
13	A	1:25.269	29.154	22.380	33.735	104.3	38:42.874	13	A	1:25.269	29.154	22.380	33.735	104.3	38:42.874		
14	B	5:58.832	B	29.495	23.171	5:06.166	24.8	44:41.706	14	B	5:58.832	B	29.495	23.171	5:06.166	24.8	44:41.706
15	B	1:35.289	38.550	22.694	34.045	93.3	46:16.995	15	B	1:35.289	38.550	22.694	34.045	93.3	46:16.995		
21 Bruno Senna BRA																	
Mahindra Racing Formula E Team							Spark - Renault SRT_01 E										
1	B	1:49.472	50.995	23.439	35.038	81.2	1:49.472	1	B	1:49.472	50.995	23.439	35.038	81.2	1:49.472		
2	B	1:27.808	31.265	22.577	33.966	101.3	3:17.280	2	B	1:27.808	31.265	22.577	33.966	101.3	3:17.280		
3	B	1:26.181	29.757	22.488	33.936	103.2	4:43.461	3	B	1:26.181	29.757	22.488	33.936	103.2	4:43.461		
4	B	1:27.012	30.360	22.617	34.035	102.2	6:10.473	4	B	1:27.012	30.360	22.617	34.035	102.2	6:10.473		
5	B	1:27.563	30.441	22.772	34.350	101.5	7:38.036	5	B	1:27.563	30.441	22.772	34.350	101.5	7:38.036		
6	B	10:12.502	B	30.022	29.415	9:13.065	14.5	17:50.538	6	B	10:12.502	B	30.022	29.415	9:13.065	14.5	17:50.538
7	B	1:38.306	32.992	22.417	42.897	90.5	19:28.844	7	B	1:38.306	32.992	22.417	42.897	90.5	19:28.844		
8	B	1:25.793	29.530	22.404	33.859	103.6	20:54.637	8	B	1:25.793	29.530	22.404	33.859	103.6	20:54.637		
9	B	1:27.058	30.258	22.714	34.086	102.1	22:21.695	9	B	1:27.058	30.258	22.714	34.086	102.1	22:21.695		
10	B	1:26.236	29.451	22.767	34.018	103.1	23:47.931	10	B	1:26.236	29.451	22.767	34.018	103.1	23:47.931		
11	A	11:48.554	B	29.680	22.571	...	12.5	35:36.485	11	A	11:48.554	B	29.680	22.571	...	12.5	35:36.485
12	A	1:44.021	32.708	24.024	47.289	85.5	37:20.506	12	A	1:44.021	32.708	24.024	47.289	85.5	37:20.506		
13	A	1:25.474	29.242	22.582	33.650	104.0	38:45.980	13	A	1:25.474	29.242	22.582	33.650	104.0	38:45.980		
14	A	1:26.742	29.538	22.487	34.717	102.5	40:12.722	14	A	1:26.742	29.538	22.487	34.717	102.5	40:12.722		
15	A	1:28.976	30.950	22.826	35.200	99.9	41:41.698	15	A	1:28.976	30.950	22.826	35.200	99.9	41:41.698		
16	A	1:28.091	30.815	22.760	34.516	100.9	43:09.789	16	A	1:28.091	30.815	22.760	34.516	100.9	43:09.789		
17	A	1:29.379	32.213	22.945	34.221	99.5	44:39.168	17	A	1:29.379	32.213	22.945	34.221	99.5	44:39.168		
18	A	1:26.234	29.788	22.485	33.961	103.1	46:05.402	18	A	1:26.234	29.788	22.485	33.961	103.1	46:05.402		
23 Nick Heidfeld DEU																	
Venturi Formula E Team							Spark - Renault SRT_01 E										
1	B	1:40.012	42.594	22.943	34.475	88.9	1:40.012	1	B	1:40.012	42.594	22.943	34.475	88.9	1:40.012		
2	B	1:25.732	29.858	22.171	33.703	103.7	3:05.744	2	B	1:25.732	29.858	22.171	33.703	103.7	3:05.744		
3	B	1:25.580	29.526	22.315	33.739	103.9	4:31.324	3	B	1:25.580	29.526	22.315	33.739	103.9	4:31.324		
4	B	1:26.403	29.886	22.493	34.024	102.9	5:57.727	4	B	1:26.403	29.886	22.493	34.024	102.9	5:57.727		



FIA Formula E Championship

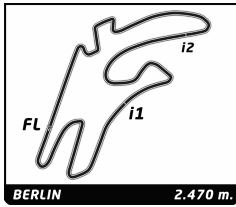
Round 8 - Berlin ePrix

Non Qualifying Practice 1

Analysis

Official Timekeeper TAGHeuer

Lap	C	Time	Sector 1	Sector 2	Sector 3	Kph	Elapsed	Lap	Time	Sector 1	Sector 2	Sector 3	Kph	Elapsed	
1	B	1:55.474	54.232	23.806	37.436	77.0	1:55.474	16	B	1:29.696	33.691	22.326	33.679	99.1	45:12.793
2	B	1:24.731	29.235	22.143	33.353	104.9	3:20.205	<div style="border: 1px solid black; padding: 5px;"> 30 Stéphane Sarrazin FRA Venturi Formula E Team Spark - Renault SRT_01 E </div>							
3	B	1:29.796	31.647	22.890	35.259	99.0	4:50.001	1	B	1:49.993	52.935	22.747	34.311	80.8	1:49.993
4	B	1:25.146	29.077	22.318	33.751	104.4	6:15.147	2	B	1:26.297	29.759	22.522	34.016	103.0	3:16.290
5	B	1:29.920	29.970	23.225	36.725	98.9	7:45.067	3	B	1:25.127	29.242	22.312	33.573	104.5	4:41.417
6	A	9:42.131 B	33.425	31.419	8:37.287	15.3	17:27.198	4	B	1:25.292	29.272	22.551	33.469	104.3	6:06.709
7	A	1:34.283	33.335	22.721	38.227	94.3	19:01.481	5	B	1:25.804	29.510	22.410	33.884	103.6	7:32.513
8	A	1:26.511	29.581	22.646	34.284	102.8	20:27.992	6	B	9:47.776 B	29.917	23.131	8:54.728	15.1	17:20.289
9	A	1:26.085	29.369	22.943	33.773	103.3	21:54.077	7	B	1:31.757	32.594	22.433	36.730	96.9	18:52.046
10	A	1:25.436	29.202	22.444	33.790	104.1	23:19.513	8	B	1:27.501	29.103	22.536	35.862	101.6	20:19.547
11	B	12:02.545 B	29.198	24.229	...	12.3	35:22.058	9	B	1:26.437	29.734	22.727	33.976	102.9	21:45.984
12	B	1:37.318	36.124	23.740	37.454	91.4	36:59.376	10	B	1:25.848	29.362	22.606	33.880	103.6	23:11.832
13	B	1:24.883	29.131	22.156	33.596	104.8	38:24.259	11	B	1:25.814	29.418	22.299	34.097	103.6	24:37.646
14	B	1:28.115	30.652	23.659	33.804	100.9	39:52.374	12	A	10:43.131 B	30.688	23.593	9:48.850	13.8	35:20.777
15	B	1:26.320	29.038	22.224	35.058	103.0	41:18.694	13	A	1:32.523	35.601	22.653	34.269	96.1	36:53.300
16	B	1:30.981	32.864	23.455	34.662	97.7	42:49.675	14	A	1:25.892	29.553	22.481	33.858	103.5	38:19.192
17	B	1:26.935	29.210	22.263	35.462	102.3	44:16.610	15	A	1:26.398	29.613	22.596	34.189	102.9	39:45.590
18	B	1:25.584	29.484	22.270	33.830	103.9	45:42.194	16	A	2:59.732 B	29.564	22.646	2:07.522	49.5	42:45.322
<div style="border: 1px solid black; padding: 5px;"> 27 Jean-Eric Vergne FRA Andretti Autosport Formula E Team Spark - Renault SRT_01 E </div>								17	A	1:28.901	32.590	22.595	33.716	100.0	44:14.223
<div style="border: 1px solid black; padding: 5px;"> 28 Scott Speed USA Andretti Autosport Formula E Team Spark - Renault SRT_01 E </div>								18	A	1:25.182	29.231	22.402	33.549	104.4	45:39.405
1	A	2:23.545	1:19.235	25.352	38.958	61.9	2:23.545	<div style="border: 1px solid black; padding: 5px;"> 55 Antonio Felix da Costa PRT Amlin Aguri Spark - Renault SRT_01 E </div>							
2	A	1:24.937	29.266	22.138	33.533	104.7	3:48.482	1	A	1:59.349	58.227	23.755	37.367	74.5	1:59.349
3	A	1:28.256	29.909	22.065	36.282	100.8	5:16.738	2	A	1:25.974	29.755	22.507	33.712	103.4	3:25.323
4	A	1:24.900	29.149	22.217	33.534	104.7	6:41.638	3	A	1:26.080	29.990	22.352	33.738	103.3	4:51.403
5	A	1:31.439	30.331	23.535	37.573	97.2	8:13.077	4	A	1:25.691	29.548	22.318	33.825	103.8	6:17.094
6	A	9:42.718 B	31.010	27.406	8:44.302	15.3	17:55.795	5	A	1:26.013	29.645	22.391	33.977	103.4	7:43.107
7	A	1:39.216	35.515	22.695	41.006	89.6	19:35.011	6	A	9:41.718 B	29.975	31.184	8:40.559	15.3	17:24.825
8	A	1:25.176	29.651	22.027	33.498	104.4	21:00.187	7	A	1:32.208	33.622	23.173	35.413	96.4	18:57.033
9	A	1:24.870	29.117	22.173	33.580	104.8	22:25.057	8	A	1:26.751	29.788	22.891	34.072	102.5	20:23.784
10	A	1:32.049	31.212	23.682	37.155	96.6	23:57.106	9	A	1:27.067	29.797	22.830	34.440	102.1	21:50.851
11	B	11:50.719 B	29.102	22.381	...	12.5	35:47.825	10	A	1:26.998	29.838	22.889	34.271	102.2	23:17.849
12	B	1:47.151	39.546	23.535	44.070	83.0	37:34.976	11	A	1:26.729	29.819	22.739	34.171	102.5	24:44.578
13	B	1:25.830	29.237	22.750	33.843	103.6	39:00.806	12	B	10:43.361 B	32.907	24.280	9:46.174	13.8	35:27.939
14	B	1:24.919	29.288	22.100	33.531	104.7	40:25.725	13	B	1:36.520	33.227	22.621	40.672	92.1	37:04.459
15	B	1:39.029	29.272	23.021	46.736	89.8	42:04.754	14	B	1:26.455	29.317	23.367	33.771	102.9	38:30.914
16	B	1:25.420	29.174	22.318	33.928	104.1	43:30.174	15	B	1:25.448	29.332	22.496	33.620	104.1	39:56.362
17	B	1:25.449	29.348	22.344	33.757	104.1	44:55.623	16	B	1:30.748	32.463	24.021	34.264	98.0	41:27.110
18	B	1:26.132	29.278	22.682	34.172	103.2	46:21.755	17	B	1:25.462	29.417	22.333	33.712	104.0	42:52.572
<div style="border: 1px solid black; padding: 5px;"> 28 Scott Speed USA Andretti Autosport Formula E Team Spark - Renault SRT_01 E </div>								18	B	1:29.010	31.936	22.591	34.483	99.9	44:21.582
1	A	2:04.034	1:03.518	22.847	37.669	71.7	2:04.034	19	B	1:25.448	29.444	22.247	33.757	104.1	45:47.030
2	A	1:27.419	30.270	22.645	34.504	101.7	3:31.453	<div style="border: 1px solid black; padding: 5px;"> 66 Daniel Abt DEU Audi Sport ABT Formula E Team Spark - Renault SRT_01 E </div>							
3	A	1:25.806	29.550	22.605	33.651	103.6	4:57.259	1	B	2:18.578	1:11.142	23.445	43.991	64.2	2:18.578
4	A	1:27.305	31.005	22.546	33.754	101.8	6:24.564	2	B	1:25.021	29.405	22.101	33.515	104.6	3:43.599
5	A	1:25.700	29.827	22.367	33.506	103.8	7:50.264	3	B	1:25.364	29.388	22.449	33.527	104.2	5:08.963
6	A	9:39.354 B	34.103	34.050	8:31.201	15.3	17:29.618	4	B	1:25.985	29.282	22.281	34.422	103.4	6:34.948
7	A	1:37.410	35.840	22.448	39.122	91.3	19:07.028	5	B	1:25.611	29.597	22.363	33.651	103.9	8:00.559
8	A	1:25.105	29.192	22.309	33.604	104.5	20:32.133	6	A	9:08.385 B	34.255	31.118	8:03.012	16.2	17:08.944
9	A	1:26.533	29.274	22.339	34.920	102.8	21:58.666	7	A	1:33.954	35.096	23.280	35.578	94.6	18:42.898
10	A	1:25.260	29.244	22.209	33.807	104.3	23:23.926	8	A	1:27.431	30.562	22.659	34.210	101.7	20:10.329
11	B	12:05.326 B	29.442	22.358	...	12.3	35:29.252	9	A	1:26.760	30.159	22.686	33.915	102.5	21:37.089
12	B	1:38.928	33.955	23.297	41.676	89.9	37:08.180								
13	B	1:28.381	30.868	23.235	34.278	100.6	38:36.561								
14	B	1:26.515	29.454	23.255	33.806	102.8	40:03.076								
15	B	3:40.021 B	29.319	22.465	2:48.237	40.4	43:43.097								



FIA Formula E Championship

Round 8 - Berlin ePrix

Non Qualifying Practice 1

Analysis

Official Timekeeper TAGHeuer

■ Personal Best
 ■ Session Best
 ■ Crossing the finish line in pit lane

Lap	C	Time	Sector 1	Sector 2	Sector 3	Kph	Elapsed	Lap	Time	Sector 1	Sector 2	Sector 3	Kph	Elapsed	
10	A	1:26.578	29.735	22.646	34.197	102.7	23:03.667	1	B	2:01.730	1:02.262	23.270	36.198	73.0	2:01.730
11	A	1:26.250	29.566	22.496	34.188	103.1	24:29.917	2	B	1:28.719	29.994	22.332	36.393	100.2	3:30.449
12	A	10:44.956 B	33.508	25.458	9:45.990	13.8	35:14.873	3	B	1:26.439	30.109	22.597	33.733	102.9	4:56.888
13	A	1:31.441	33.004	22.550	35.887	97.2	36:46.314	4	B	1:26.448	29.222	23.403	33.823	102.9	6:23.336
14	A	1:25.609	29.469	22.397	33.743	103.9	38:11.923	5	B	1:25.878	29.626	22.447	33.805	103.5	7:49.214
15	A	1:26.448	29.685	22.649	34.114	102.9	39:38.371	6	B	9:20.820 B	33.728	32.393	8:14.699	15.9	17:10.034
16	A	1:25.945	29.499	22.539	33.907	103.5	41:04.316	7	B	1:28.936	32.416	22.795	33.725	100.0	18:38.970
17	A	1:26.336	29.542	22.617	34.177	103.0	42:30.652	8	B	1:25.606	29.740	22.273	33.593	103.9	20:04.576
18	A	1:26.020	29.513	22.550	33.957	103.4	43:56.672	9	B	1:25.709	29.462	22.510	33.737	103.7	21:30.285
19	A	1:26.473	29.530	22.795	34.148	102.8	45:23.145	10	B	1:25.342	29.294	22.300	33.748	104.2	22:55.627
								11	B	1:25.979	29.588	22.718	33.673	103.4	24:21.606
								12	A	10:48.796 B	29.917	26.372	9:52.507	13.7	35:10.402
								13	A	1:29.393	33.141	22.410	33.842	99.5	36:39.795
								14	A	1:27.829	29.948	23.341	34.540	101.2	38:07.624
								15	A	1:27.634	29.925	22.902	34.807	101.5	39:35.258
								16	A	1:27.448	29.816	23.194	34.438	101.7	41:02.706
								17	A	1:26.466	29.679	22.742	34.045	102.8	42:29.172
								18	A	1:26.487	29.609	22.857	34.021	102.8	43:55.659
								19	A	1:26.821	29.672	23.021	34.128	102.4	45:22.480

77	Salvador Duran						MEX
	Amlin Aguri				Spark - Renault SRT_01 E		
1	A	1:51.536	53.438	23.818	34.280	79.7	1:51.536
2	A	1:27.102	30.160	22.765	34.177	102.1	3:18.638
3	A	1:26.045	29.602	22.487	33.956	103.3	4:44.683
4	A	1:29.133	29.869	22.607	36.657	99.8	6:13.816
5	A	1:26.792	29.942	22.816	34.034	102.5	7:40.608
6	A	9:58.427 B	30.878	30.889	8:56.660	14.9	17:39.035
7	A	1:34.392	32.963	22.706	38.723	94.2	19:13.427
8	A	1:29.836	30.069	24.931	34.836	99.0	20:43.263
9	A	1:26.927	29.815	22.901	34.211	102.3	22:10.190
10	A	1:27.073	29.825	22.659	34.589	102.1	23:37.263
11	B	11:55.919 B	29.737	22.679	...	12.4	35:33.182
12	B	1:41.991	33.179	22.728	46.084	87.2	37:15.173
13	B	1:26.765	29.643	22.564	34.558	102.5	38:41.938
14	B	1:26.843	29.668	22.570	34.605	102.4	40:08.781
15	B	1:26.986	29.788	22.933	34.265	102.2	41:35.767
16	B	1:25.648	29.367	22.506	33.775	103.8	43:01.415
17	B	1:26.595	29.684	22.717	34.194	102.7	44:28.010
18	B	1:26.799	29.631	22.857	34.311	102.4	45:54.809

88	Charles Pic						FRA
	NEXTEV TCR Formula E Team				Spark - Renault SRT_01 E		
1	B	1:48.984	49.940	23.978	35.066	81.6	1:48.984
2	B	1:26.975	30.035	22.463	34.477	102.2	3:15.959
3	B	1:26.721	30.502	22.400	33.819	102.5	4:42.680
4	B	1:26.386	29.419	22.536	34.431	102.9	6:09.066
5	B	1:27.723	29.531	22.503	35.689	101.4	7:36.789
6	B	9:36.559 B	30.021	29.024	8:37.514	15.4	17:13.348
7	B	1:35.203	33.958	23.496	37.749	93.4	18:48.551
8	B	1:30.130	30.557	22.334	37.239	98.7	20:18.681
9	B	1:25.571	29.551	22.311	33.709	103.9	21:44.252
10	B	1:26.612	29.718	22.498	34.396	102.7	23:10.864
11	B	1:25.993	29.469	22.327	34.197	103.4	24:36.857
12	A	10:39.901 B	30.626	23.845	9:45.430	13.9	35:16.758
13	A	1:32.411	34.540	22.582	35.289	96.2	36:49.169
14	A	1:25.505	29.511	22.274	33.720	104.0	38:14.674
15	A	1:29.064	30.577	22.965	35.522	99.8	39:43.738
16	A	1:27.100	29.721	23.011	34.368	102.1	41:10.838
17	A	1:25.442	29.400	22.431	33.611	104.1	42:36.280
18	A	1:27.339	29.865	22.851	34.623	101.8	44:03.619
19	A	1:27.109	29.791	22.915	34.403	102.1	45:30.728

99	Nelson Piquet JR						BRA
	NEXTEV TCR Formula E Team				Spark - Renault SRT_01 E		