

# FIA WEC

## 84<sup>e</sup> Edition des 24 Heures du Mans

### Warm Up

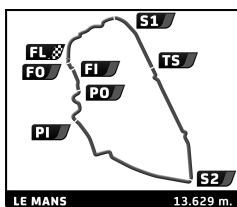
### Sector Analysis



■ Personal Best ■ Session Best ■ Crossing the finish line in pit lane

Lap	D	Time	Sector 1	Sector 2	Sector 3	T. Spd	Elapsed	Lap	D	Time	Sector 1	Sector 2	Sector 3	T. Spd	Elapsed	
<b>1</b>	<b>Porsche Team</b> Porsche 919 Hybrid								5	3	3:31.776	34.365	1:20.550	1:36.861	311.8	30:47.066
	1.Timo BERNHARD 3.Brendon HARTLEY LMP1 - H								6	3	3:36.514 B	33.422	1:18.253	1:44.839	309.1	34:23.580
	2.Mark WEBBER								7	1	6:59.861 B	1:34.658	1:21.266	4:03.937	312.7	41:23.441
	1	1	4:18.172 B	1:07.987	1:24.850	1:45.335	260.7		4:18.172							
	2	1	24:02.692	...	1:21.542	1:42.544	314.5		28:20.864							
<b>2</b>	<b>Porsche Team</b> Porsche 919 Hybrid															
	1.Romain DUMAS 3.Marc LIEB LMP1 - H															
	2.Neel JANI															
	1	2	4:19.882 B	1:09.596	1:25.145	1:45.141	253.3		4:19.882							
	2	1	24:02.929	...	1:20.415	1:43.990	320.1		28:22.811							
<b>4</b>	<b>Bykolles Racing Team</b> CLM P1/01 - AER															
	1.Simon TRUMMER 3.Pierre KAFFER LMP1															
	2.Oliver WEBB															
	1	1	4:32.927	1:08.686	1:33.024	1:51.217	245.9		4:32.927							
	2	1	3:45.164	35.443	1:25.462	1:44.259	307.3		8:18.091							
<b>5</b>	<b>Toyota Gazoo Racing</b> Toyota TS050 - Hybrid															
	1.Anthony DAVIDSON 3.Kazuki NAKAJIMA LMP1 - H															
	2.Sébastien BUEMI															
	1	1	4:43.173 B	1:23.663	1:27.379	1:52.131	228.2		4:43.173							
	2	2	22:46.069	...	1:27.751	1:43.501	256.4		27:29.242							
<b>6</b>	<b>Toyota Gazoo Racing</b> Toyota TS050 - Hybrid															
	1.Stéphane SARRAZIN 3.Kamui KOBAYASHI LMP1 - H															
	2.Mike CONWAY															
	1	2	5:06.130 B	1:49.788	1:28.161	1:48.181	224.4		5:06.130							
	2	2	22:31.105	...	1:22.930	1:42.944	314.5		27:37.235							
<b>7</b>	<b>Audi Sport Team Joest</b> Audi R18															
	1.Marcel FÄSSLER 3.Benoît TRÉLUYER LMP1 - H															
	2.André LOTTERER															
	1	3	4:34.588	1:24.214	1:26.406	1:43.968	251.0		4:34.588							
	2	3	3:33.337	34.160	1:21.101	1:38.076	300.5		8:07.925							
<b>8</b>	<b>Audi Sport Team Joest</b> Audi R18															
	1.Lucas DI GRASSI 3.Oliver JARVIS LMP1 - H															
	2.Loïc DUVAL															
	1	2	4:20.833	1:16.610	1:25.010	1:39.213	302.2		4:20.833							
	2	2	3:29.173	32.657	1:19.955	1:36.561	301.3		7:50.006							
<b>12</b>	<b>Rebellion Racing</b> Rebellion R-One - AER															
	1.Nicolas PROST 3.Nelson PIQUET JR LMP1															
	2.Nick HEIDFELD															
	1	1	4:48.231 B	1:23.170	1:29.332	1:55.729	269.1		4:48.231							
	2	1	22:44.653	...	1:31.190	1:45.265	235.2		27:32.884							
<b>13</b>	<b>Rebellion Racing</b> Rebellion R-One - AER															
	1.Matheo TUSCHER 3.Dominik KRAIHAMER LMP1															
	2.Alexandre IMPERATORI															
	1	2	4:23.457	1:13.768	1:27.042	1:42.647	275.3		4:23.457							
	2	2	3:38.619	35.052	1:21.357	1:42.210	328.8		8:02.076							
<b>22</b>	<b>SO24 I by Lombard Racing</b> Ligier JS P2 - Judd															
	1.Vincent CAPILLAIRE 3.Jonathan COLEMAN LMP2															
	2.Erik MARIS															
	1	3	5:18.214	1:27.039	1:48.891	2:02.284	214.2		5:18.214							
	2	3	5:46.109 B	38.600	1:30.997	3:36.512	290.8		11:04.323							
<b>23</b>	<b>Panis Barthez Competition</b> Ligier JS P2 - Nissan															
	1.Fabien BARTHEZ 3.Timothé BURET LMP2															
	2.Paul Loup CHATIN															
	1	2	4:34.311	1:09.294	1:33.702	1:51.315	266.5		4:34.311							
<b>25</b>	<b>Algarve Pro Racing</b> Ligier JS P2 - Nissan															
	1.Michael MUNEMANN 3.Andrea PIZZITOLA LMP2															
	2.Christopher HOY															
	1	2	4:52.851	1:28.001	1:35.617	1:49.233	281.0		4:52.851							
	2	2	4:07.950 B	36.616	1:28.828	2:02.506	295.6		9:00.801							
<b>26</b>	<b>G-Drive Racing</b> Oreca 05 - Nissan															
	1.Roman RUSINOV 3.René RAST LMP2															
	2.Will STEVENS															
	1	3	4:53.033	1:35.703	1:31.813	1:45.517	258.2		4:53.033							
	2	3	4:01.664 B	35.401	1:25.805	2:00.458	300.5		8:54.697							
<b>27</b>	<b>SMP Racing</b> BR01 - Nissan															
	1.Nicolas MINASSIAN 3.Mikhail ALESHIN LMP2															
	2.Maurizio MEDIANI															
	1	3	4:59.213	1:38.285	1:31.896	1:49.032	265.1		4:59.213							
	2	3	4:04.770 B	36.286	1:29.021	1:59.463	303.0		9:03.983							





## FIA WEC 84<sup>o</sup> Edition des 24 Heures du Mans Warm Up

### Sector Analysis



Personal Best Session Best B Crossing the finish line in pit lane

Lap	D	Time	Sector 1	Sector 2	Sector 3	T. Spd	Elapsed
3	3	18:31.495	...	1:29.739	1:47.180	301.3	27:35.478
4	3	3:51.258 B	34.699	1:25.321	1:51.238	303.0	31:26.736
5	1	5:06.710	1:47.223	1:28.239	1:51.248	303.0	36:33.446
<b>28 Pegasus Racing</b> Morgan - Nissan LMP2							
1. Inès TAITTINGER			3. Léo ROUSSEL				
2. Rémy STRIEBIG							
1	3	4:51.590	1:27.379	1:34.920	1:49.291	288.5	4:51.590
2	3	4:06.393 B	36.491	1:28.235	2:01.667	296.4	8:57.983
3	2	19:57.018	...	1:41.607	1:58.050	291.6	28:55.001
4	2	4:07.549	41.194	1:34.162	1:52.193	261.3	33:02.550
5	2	4:14.009	38.998	1:31.720	2:03.291	268.4	37:16.559
<b>30 Extreme Speed Motorsports</b> Ligier JS P2 - Nissan LMP2							
1. Scott SHARP			3. Johannes VAN OVERBEEK				
2. Ed BROWN							
1	1	4:46.318 B	1:16.424	1:33.185	1:56.709	265.8	4:46.318
2	1	22:44.402	...	1:31.875	1:46.245	298.0	27:30.720
3	1	3:55.174 B	36.051	1:27.643	1:51.480	298.8	31:25.894
4	2	6:02.587	2:15.152	1:36.082	2:11.353	291.6	37:28.481
<b>31 Extreme Speed Motorsports</b> Ligier JS P2 - Nissan LMP2							
1. Ryan DALZIEL			3. Chris CUMMING				
2. Luis Felipe DERANI							
1	3	4:45.473 B	1:15.355	1:33.308	1:56.810	248.1	4:45.473
2	3	24:33.657	...	1:30.078	1:45.523	294.8	29:19.130
3	3	3:48.161	35.543	1:27.377	1:45.241	298.8	33:07.291
4	3	4:02.806	35.487	1:27.058	2:00.261	302.2	37:10.097
<b>33 Eurasia Motorsport</b> Oreca 05 - Nissan LMP2							
1. Junjin PU			3. Nico Pieter DE BRUIJN				
2. Tristan GOMMENDY							
1	1	5:42.517 B	1:36.090	1:40.755	2:25.672	214.2	5:42.517
<b>34 Race Performance</b> Oreca 03R - Judd LMP2							
1. Nicolas LEUTWILER			3. James WINSLOW				
2. Shinji NAKANO							
1	3	5:15.731	1:46.148	1:35.127	1:54.456	217.2	5:15.731
2	3	5:08.143 B	37.232	1:30.209	3:00.702	293.2	10:23.874
3	1	16:54.274	...	1:31.204	1:47.510	291.6	27:18.148
4	1	4:19.862	1:04.755	1:28.449	1:46.658	299.7	31:38.010
5	1	3:57.057 B	36.049	1:27.569	1:53.439	300.5	35:35.067
<b>35 Baxi DC Racing Alpine</b> Alpine A460 - Nissan LMP2							
1. David CHENG			3. Nelson PANCIATICI				
2. Ho-Pin TUNG							
1	3	4:20.718	1:01.082	1:32.991	1:46.645	281.7	4:20.718
2	3	3:45.244	35.125	1:26.441	1:43.678	298.0	8:05.962
3	3	9:48.694 B	49.205	4:23.183	4:36.306	77.9	17:54.656
4	1	10:01.840	6:36.238	1:31.353	1:54.249	286.9	27:56.496
5	1	3:53.787	37.909	1:29.139	1:46.739	304.7	31:50.283
<b>36 Signatech Alpine</b> Alpine A460 - Nissan LMP2							
1. Gustavo MENEZES			3. Stéphane RICHELMI				
2. Nicolas LAPIERRE							
1	3	5:10.629	1:45.498	1:33.367	1:51.764	263.9	5:10.629
2	3	4:27.106 B	34.709	1:26.083	2:26.314	303.0	9:37.735
3	1	18:07.839	...	1:28.466	1:50.618	289.3	27:45.574
4	1	3:44.326	35.399	1:25.696	1:43.231	303.9	31:29.900
5	1	3:47.059 B	34.701	1:24.775	1:47.583	304.7	35:16.959

<b>37</b>	<b>SMP Racing</b>	1.Vitaly PETROV		3.Kirill LADYGIN		BR01 - Nissan LMP2	
		2.Victor SHAITAR					

Lap	D	Time	Sector 1	Sector 2	Sector 3	T. Spd	Elapsed
1	1	5:00.931	1:36.806	1:34.077	1:50.048	284.7	5:00.931
2	1	4:01.191 B	35.563	1:27.471	1:58.157	303.9	9:02.122
3	3	18:45.158	...	1:29.606	1:49.969	297.2	27:47.280
4	3	3:49.445	36.033	1:28.529	1:44.883	292.4	31:36.725
5	3	3:49.013	35.682	1:26.989	1:46.342	302.2	35:25.738
6	3	6:29.172 B	35.205	1:26.956	4:27.011	303.9	41:54.910

<b>38</b>	<b>G-Drive Racing</b>	1.Simon DOLAN		3.Giedo VAN DER GARDE		Gibson 015S - Nissan LMP2	
		2.Jake DENNIS					

Lap	D	Time	Sector 1	Sector 2	Sector 3	T. Spd	Elapsed
1	1	5:12.068 B	1:45.249	1:32.097	1:54.722	277.4	5:12.068
2	1	12:51.818 B	3:50.244	4:22.903	4:38.671	78.1	18:03.886
3	3	9:34.716	6:13.733	1:31.889	1:49.094	251.6	27:38.602
4	3	3:44.609	35.943	1:26.149	1:42.517	295.6	31:23.211
5	3	3:48.826 B	36.127	1:25.337	1:47.362	295.6	35:12.037

<b>41</b>	<b>Greaves Motorsport</b>	1.Memo ROJAS		3.Nathanaël BERTHON		Ligier JS P2 - Nissan LMP2	
		2.Julien CANAL					

Lap	D	Time	Sector 1	Sector 2	Sector 3	T. Spd	Elapsed
1	2	4:22.492	1:01.769	1:33.338	1:47.385	286.9	4:22.492
2	2	3:46.595	35.682	1:27.132	1:43.781	296.4	8:09.087
3	2	9:56.289 B	53.980	4:25.381	4:36.928	76.9	18:05.376
4	3	9:22.424	5:58.250	1:31.590	1:52.584	291.6	27:27.800
5	3	3:50.833	35.290	1:28.375	1:47.168	259.4	31:18.633
6	3	4:06.496	42.397	1:36.943	1:47.156	266.5	35:25.129
7	3	6:32.902 B	35.315	1:28.295	4:29.292	283.2	41:58.031

<b>42</b>	<b>Strakka Racing</b>	1.Nick LEVENTIS		3.Jonny KANE		Gibson 015S - Nissan LMP2	
		2.Danny WATTS					

Lap	D	Time	Sector 1	Sector 2	Sector 3	T. Spd	Elapsed
1	2	5:22.446 B	1:44.392	1:36.058	2:01.996	236.7	5:22.446
2	2	24:13.974	...	1:33.133	1:53.022	198.9	29:36.420
3	2	3:52.006	37.090	1:28.239	1:46.677	293.2	33:28.426
4	2	4:08.993	36.763	1:28.418	2:03.812	300.5	37:37.419

<b>43</b>	<b>RGR Sport by Morand</b>	1.Ricardo GONZALEZ		3.Filipe ALBUQUERQUE		Ligier JS P2 - Nissan LMP2	
		2.Bruno SENNA					

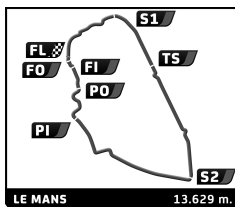
Lap	D	Time	Sector 1	Sector 2	Sector 3	T. Spd	Elapsed
1	3	4:33.287 B	1:06.714	1:32.665	1:53.908	224.9	4:33.287
2	3	22:48.463	...	1:29.494	1:50.599	296.4	27:21.750
3	3	3:47.639	36.140	1:27.660	1:43.839	296.4	31:09.389
4	3	3:44.702	35.169	1:26.608	1:42.925	298.0	34:54.091
5	3	5:41.731 B	34.683	1:26.329	3:40.719	299.7	40:35.822

<b>46</b>	<b>Thiriet By Tds Racing</b>	1.Pierre THIRIET		3.Ryo HIRAKAWA		Oreca 05 - Nissan LMP2	
		2.Mathias BECHE					

Lap	D	Time	Sector 1	Sector 2	Sector 3	T. Spd	Elapsed
1	2	5:10.345 B	1:41.249	1:32.174	1:56.922	290.0	5:10.345
2	2	8:14.178 B	1:59.034	1:40.722	4:34.422	298.0	13:24.523
3	2	14:23.477	...	1:29.517	1:47.336	300.5	27:48.000
4	2	3:51.660	35.602	1:28.550	1:47.508	301.3	31:39.660
5	2	3:51.525	35.581	1:26.124	1:49.820	303.9	35:31.185
6	2	6:28.428 B	34.314	1:25.106	4:29.008	300.5	41:59.613

<b>47</b>	<b>KCMG</b>	1.Tsugio MATSUDA		3.Richard BRADLEY		Oreca 05 - Nissan LMP2	
		2.Matthew HOWSON					



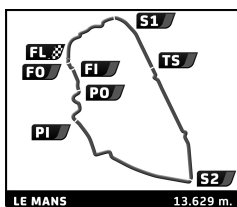


FIA WEC  
84<sup>e</sup> Edition des 24 Heures du Mans  
Warm Up  
Sector Analysis



■ Personal Best ■ Session Best ■ B Crossing the finish line in pit lane

Lap	D	Time	Sector 1	Sector 2	Sector 3	T. Spd	Elapsed	Lap	D	Time	Sector 1	Sector 2	Sector 3	T. Spd	Elapsed
1	2	5:48.638	B	2:05.491	1:40.711	2:02.436	195.3	5:48.638							
2	3	21:14.795		...	1:29.923	<b>1:46.254</b>	286.9	27:03.433							
3	3	3:47.277	<b>B</b>	<b>34.773</b>	1:25.729	1:46.775	296.4	30:50.710							
4	3	6:54.733		3:29.104	<b>1:25.078</b>	2:00.551	298.8	37:45.443							
<b>48</b>	<b>Murphy Prototypes</b>			3. Marc GOOSSENS			Oreca 03R - Nissan LMP2								
		1. Ben KEATING													
		2. Jeroen BLEEKEMOLEN													
1	2	5:02.448		1:36.408	1:33.449	<b>1:52.591</b>	268.4	5:02.448							
2	2	4:33.293	<b>B</b>	<b>36.346</b>	1:28.691	2:28.256	298.8	9:35.741							
3	2	18:04.292		...	1:32.974	1:53.190	260.7	27:40.033							
4	2	4:00.743	<b>B</b>	37.281	1:28.389	1:55.073	299.7	31:40.776							
5	2	8:53.917	<b>B</b>	3:45.226	<b>1:28.380</b>	3:40.311	298.0	40:34.693							
<b>49</b>	<b>Michael Shank Racing</b>			3. Laurens VANTHOOR			Ligier JS P2 - Honda LMP2								
		1. John PEW													
		2. Oswaldo NEGRJI JR													
1	3	5:36.197		2:13.378	1:34.693	1:48.126	243.1	5:36.197							
2	3	5:49.772	<b>B</b>	36.238	1:29.943	3:43.591	298.0	11:25.969							
3	3	15:42.965		...	1:28.302	1:49.176	289.3	27:08.934							
4	3	<b>3:41.149</b>	<b>B</b>	<b>34.502</b>	1:25.896	<b>1:40.751</b>	293.2	30:50.083							
5	3	3:49.407	<b>B</b>	34.645	<b>1:25.464</b>	1:49.298	295.6	34:39.490							
<b>50</b>	<b>Larbre Competition</b>			3. Jean-Philippe BELLOC			Chevrolet Corvette C7-Z06 LMGTE Am								
		1. Yutaka YAMAGISHI													
		2. Pierre RAGUES													
1	3	11:52.881	<b>B</b>	6:12.048	1:46.626	3:54.207	222.1	11:52.881							
2	3	16:50.366		...	1:42.265	1:57.143	219.9	28:43.247							
3	3	<b>4:08.237</b>	<b>B</b>	38.942	1:34.764	<b>1:54.531</b>	286.2	32:51.484							
4	3	4:26.928	<b>B</b>	<b>38.507</b>	<b>1:32.796</b>	2:15.625	287.7	37:18.412							
<b>51</b>	<b>AF Corse</b>			3. Alessandro PIER GUIDI			Ferrari 488 GTE LMGTE Pro								
		1. Gianmaria BRUNI													
		2. James CALADO													
1	3	5:43.210		2:07.168	1:39.731	1:56.311	206.8	5:43.210							
2	3	5:59.131	<b>B</b>	39.402	1:33.032	3:46.697	292.4	11:42.341							
3	1	17:14.727		...	1:33.145	1:53.279	288.5	28:57.068							
4	1	<b>4:00.986</b>	<b>B</b>	39.454	1:31.855	<b>1:49.677</b>	290.0	32:58.054							
5	1	4:21.220	<b>B</b>	<b>38.511</b>	<b>1:31.234</b>	2:11.475	291.6	37:19.274							
<b>55</b>	<b>AF Corse</b>			3. Aaron SCOTT			Ferrari 458 Italia LMGTE Am								
		1. Duncan CAMERON													
		2. Matt GRIFFIN													
1	2	5:49.240		2:09.681	1:40.480	1:59.079	207.2	5:49.240							
2	2	6:07.073	<b>B</b>	38.819	<b>1:33.959</b>	3:54.295	283.9	11:56.313							
3	1	16:38.545		...	1:40.314	2:03.105	255.1	28:34.858							
4	1	<b>4:08.706</b>	<b>B</b>	39.401	1:35.142	<b>1:54.163</b>	286.9	32:43.564							
5	1	4:10.369		<b>38.808</b>	1:34.358	1:57.203	290.0	36:53.933							
<b>57</b>	<b>Team AAI</b>			3. Mark PATTERSON			Chevrolet Corvette C7-Z06 LMGTE Am								
		1. Johnny O'CONNEL													
		2. Oliver BRYANT													
1	1	27:49.390		...	1:44.280	2:02.574	205.7	27:49.390							
2	1	4:16.783	<b>B</b>	<b>40.145</b>	1:35.274	<b>2:01.364</b>	240.4	32:06.173							
3	1	5:05.773		1:29.944	<b>1:33.021</b>	2:02.808	276.7	37:11.946							
<b>60</b>	<b>Formula Racing</b>			3. Christina NIELSEN			Ferrari 458 Italia LMGTE Am								
		1. Johnny LAURSEN													
		2. Mikkel MAC													
1	2	5:27.869		1:42.208	1:45.032	2:00.629	195.6	5:27.869							
2	2	6:09.948	<b>B</b>	41.464	1:38.721	3:49.763	279.5	11:37.817							
<b>61</b>	<b>Clearwater Racing</b>			3. Robert BELL			Ferrari 458 Italia LMGTE Am								
		1. Weng MOK													
		2. Keita SAWA													
1	2	6:03.945		2:23.101	1:43.942	<b>1:56.902</b>	205.7	6:03.945							
2	2	6:57.864	<b>B</b>	<b>39.367</b>	1:37.460	4:41.017	288.5	13:01.809							
3	2	15:47.454		...	1:39.299	2:16.416	238.3	28:49.263							
4	2	4:22.355	<b>B</b>	40.582	<b>1:34.545</b>	2:07.228	285.4	33:11.618							
5	2	8:08.062	<b>B</b>	2:25.935	1:36.587	4:05.540	261.3	41:19.680							
<b>62</b>	<b>Scuderia Corsa</b>			3. Jeffrey SEGAL			Ferrari 458 Italia LMGTE Am								
		1. William SWEEDLER													
		2. Townsend BELL													
1	2	7:03.756		3:32.920	<b>1:35.596</b>	<b>1:55.240</b>	280.3	7:03.756							
2	2	8:06.790	<b>B</b>	<b>37.990</b>	2:49.701	4:39.099	286.9	15:10.546							
<b>63</b>	<b>Corvette Racing - GM</b>			3. Ricky TAYLOR			Chevrolet Corvette C7.R LMGTE Pro								
		1. Jan MAGNUSSEN													
		2. Antonio GARCIA													
1	1	5:53.396	<b>B</b>	2:01.506	1:46.275	2:05.615	176.2	5:53.396							
2	1	12:23.603	<b>B</b>	3:26.296	4:21.236	4:36.071	78.6	18:16.999							
3	3	9:47.646		6:10.288	1:38.526	<b>1:58.832</b>	252.8	28:04.645							
4	3	4:13.745	<b>B</b>	<b>38.768</b>	1:33.900	2:01.077	286.2	32:18.390							
5	2	5:36.288	<b>B</b>	1:50.008	<b>1:33.836</b>	2:12.444	283.2	37:54.678							
<b>64</b>	<b>Corvette Racing - GM</b>			3. Jordan TAYLOR			Chevrolet Corvette C7.R LMGTE Pro								
		1. Oliver GAVIN													
		2. Tommy MILNER													
1	2	5:28.235	<b>B</b>	1:44.963	1:40.359	2:02.913	196.7	5:28.235							
2	2	10:39.349	<b>B</b>	2:36.518	3:19.970	4:42.861	202.6	16:07.584							
3	3	11:33.472		8:00.462	1:37.053	1:55.957	233.1	27:41.056							
4	3	<b>4:03.404</b>	<b>B</b>	38.972	1:33.022	<b>1:51.410</b>	290.8	31:44.460							
5	3	4:08.347	<b>B</b>	<b>37.724</b>	<b>1:32.363</b>	1:58.260	291.6	35:52.807							
<b>66</b>	<b>Ford Chip Ganassi Team UK</b>			3. Billy JOHNSON			Ford GT LMGTE Pro								
		1. Olivier PLA													
		2. Stefan MÜCKE													
1	1	6:29.146	<b>B</b>	2:43.682	1:39.241	2:06.223	212.1	6:29.146							
2	1	21:34.993		...	1:37.375	<b>1:55.059</b>	222.6	28:04.139							
3	1	4:06.839	<b>B</b>	<b>37.779</b>	<b>1:30.841</b>	1:58.219	295.6	32:10.978							
4	2	5:35.209		1:58.129	1:32.188	2:04.892	294.0	37:46.187							
<b>67</b>	<b>Ford Chip Ganassi Team UK</b>			3. Harry TINCKNELL			Ford GT LMGTE Pro								
		1. Marino FRANCHITTI													
		2. Andy PIAULX													
1	1														



# FIA WEC

## 84<sup>e</sup> Edition des 24 Heures du Mans

### Warm Up

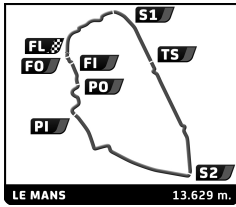
### Sector Analysis



Personal Best Session Best B Crossing the finish line in pit lane

Lap	D	Time	Sector 1	Sector 2	Sector 3	T. Spd	Elapsed	Lap	D	Time	Sector 1	Sector 2	Sector 3	T. Spd	Elapsed
<b>69</b> Ford Chip Ganassi Team USA Ford GT 1. Ryan BRISCOE 3. Scott DIXON LMGTE Pro 2. Richard WESTBROOK								<b>86</b> Gulf Racing Porsche 911 RSR 1. Michael WAINWRIGHT 3. Ben BARKER LMGTE Am 2. Adam CARROLL							
1	3	6:19.995 B	2:31.630	1:44.196	2:04.169	184.6	6:19.995	1	2	6:12.807	2:32.277	1:42.497	1:58.033	209.7	6:12.807
2	3	22:14.158 B	...	1:36.593	2:03.553	251.0	28:34.153	2	2	6:52.085 B	39.718	1:36.197	4:36.170	272.5	13:04.892
3	3	4:51.367	1:28.366	1:32.190	1:50.811	292.4	33:25.520	3	1	15:48.101	...	1:43.715	2:05.671	247.6	28:52.993
4	3	4:19.148	37.288	1:32.625	2:09.235	296.4	37:44.668	4	1	4:22.171	42.855	1:38.077	2:01.239	246.4	33:15.164
								5	1	4:43.629 B	41.832	1:37.459	2:24.338	285.4	37:58.793
<b>71</b> AF Corse Ferrari 488 GTE 1. Davide RIGON 3. Andrea BERTOLINI LMGTE Pro 2. Sam BIRD								<b>88</b> Abu Dhabi-Proton Racing Porsche 911 RSR 1. Khaled AL QUBAISI 3. Patrick LONG LMGTE Am 2. David HEINEMEIER HANSSON							
1	3	5:32.220	1:57.827	1:39.066	1:55.327	236.2	5:32.220	1	3	5:33.862	2:01.177	1:37.443	1:55.242	239.9	5:33.862
2	3	6:02.203 B	38.992	1:34.403	3:48.808	276.7	11:34.423	2	3	5:57.431 B	38.926	1:33.420	3:45.085	290.8	11:31.293
3	2	16:37.940	...	1:35.796	1:54.598	283.2	28:12.363	3	3	16:45.107	...	1:33.812	1:55.771	288.5	28:16.400
4	2	4:01.426	38.089	1:32.437	1:50.900	291.6	32:13.789	4	3	4:00.162	37.988	1:31.528	1:50.646	292.4	32:16.562
5	2	4:09.985 B	37.781	1:31.687	2:00.517	293.2	36:23.774	5	3	4:14.065 B	37.783	1:31.276	2:05.006	291.6	36:30.627
<b>77</b> Dempsey - Proton Racing Porsche 911 RSR (2016) 1. Richard LIETZ 3. Philipp ENG LMGTE Pro 2. Michael CHRISTENSEN								<b>89</b> Proton Competition Porsche 911 RSR 1. Cooper MACNEIL 3. Marc MILLER LMGTE Am 2. Lehman KEEN							
1	2	5:19.724	1:49.449	1:36.204	1:54.071	220.3	5:19.724	1	2	5:48.102	2:06.896	1:42.292	1:58.914	204.5	5:48.102
2	2	5:45.603 B	38.374	1:32.064	3:35.165	294.8	11:05.327	2	2	6:06.105 B	38.603	1:33.438	3:54.064	289.3	11:54.207
3	1	17:22.481	...	1:37.600	1:57.688	240.4	28:27.808	3	3	16:25.256	...	1:35.443	1:55.500	284.7	28:19.463
4	1	3:59.857	37.830	1:30.905	1:51.122	298.0	32:27.665	4	3	4:07.862	39.513	1:34.094	1:54.255	288.5	32:27.325
5	1	4:10.288 B	39.020	1:30.637	2:00.631	296.4	36:37.953	5	3	4:16.210 B	38.889	1:33.132	2:04.189	290.0	36:43.535
<b>78</b> KCMG Porsche 911 RSR 1. Christian RIED 3. Joël CAMATHIAS LMGTE Am 2. Wolf HENZLER								<b>91</b> Porsche Motorsport Porsche 911 RSR (2016) 1. Patrick PILET 3. Nick TANDY LMGTE Pro 2. Kevin ESTRE							
1	2	5:54.484 B	2:02.598	1:46.833	2:05.053	190.5	5:54.484	1	1	7:07.694	3:21.439	1:34.274	2:11.981	269.1	7:07.694
2	2	21:35.729	...	1:33.989	1:52.220	286.9	27:30.213	2	1	8:12.295 B	37.719	2:57.985	4:36.591	293.2	15:19.989
3	2	4:01.559	38.207	1:31.992	1:51.360	289.3	31:31.772	3	1	13:35.304	...	1:32.730	1:54.129	288.5	28:55.293
4	2	4:06.954 B	38.225	1:31.993	1:56.736	289.3	35:38.726	4	1	4:00.630	39.343	1:31.222	1:50.065	293.2	32:55.923
								5	1	4:17.469 B	39.456	1:30.289	2:07.724	293.2	37:13.392
<b>82</b> Risi Competizione Ferrari 488 GTE 1. Giancarlo FISICHELLA 3. Matteo MALUCELLI LMGTE Pro 2. Toni VILANDER								<b>92</b> Porsche Motorsport Porsche 911 RSR (2016) 1. Frédéric MAKOWIECKI 3. Jürg BERGMEISTER LMGTE Pro 2. Earl BAMBER							
1	1	4:42.137	1:15.733	1:34.432	1:51.972	257.0	4:42.137	1	1	6:17.225	2:49.582	1:34.436	1:53.207	259.4	6:17.225
2	1	4:10.088 B	38.267	1:30.446	2:01.375	294.0	8:52.225	2	1	6:45.714 B	37.770	1:32.405	4:35.539	294.8	13:02.939
3	2	18:45.076	...	1:33.486	1:52.055	279.5	27:37.301	3	2	14:55.623	...	1:34.240	1:52.203	213.4	27:58.562
4	2	4:06.091 B	38.041	1:31.969	1:56.081	293.2	31:43.392	4	2	4:08.504 B	38.327	1:30.810	1:59.367	294.8	32:07.066
5	3	5:03.424	1:41.139	1:31.524	1:50.761	295.6	36:46.816	5	3	5:17.337	1:47.407	1:32.547	1:57.383	288.5	37:24.403
<b>83</b> AF Corse Ferrari F458 Italia 1. François PERRODO 3. Rui AGUAS LMGTE Am 2. Emmanuel COLLARD								<b>95</b> Aston Martin Racing Aston Martin Vantage 1. Nicki THIMM 3. Darren TURNER LMGTE Pro 2. Marco SØRENSEN							
1	2	4:36.630	1:01.260	1:38.966	1:56.404	233.1	4:36.630	1	2	5:47.185	2:06.332	1:42.032	1:58.821	217.2	5:47.185
2	2	4:19.967 B	38.670	1:33.906	2:07.391	286.2	8:56.597	2	2	5:59.569 B	38.872	1:33.190	3:47.507	260.7	11:46.754
3	1	18:50.640	...	1:41.459	1:59.446	217.2	27:47.237	3	2	20:15.075	...	1:33.756	1:54.021	263.2	32:01.829
4	1	4:14.110	41.532	1:36.558	1:56.020	284.7	32:01.347	4	2	4:14.405 B	39.095	1:31.713	2:03.597	293.2	36:16.234
5	1	4:16.475 B	39.318	1:33.770	2:03.387	290.0	36:17.822								
<b>84</b> SRT41 By OAK Racing Morgan LMP2 - Nissan 1. Frédéric SAUSSET 3. Jean Bernard BOUVET CDNT 2. Christophe TINSEAU								<b>97</b> Aston Martin Racing Aston Martin Vantage 1. Richie STANAWAY 3. Jonathan ADAM LMGTE Pro 2. Fernando REES							
1	2	7:24.512	3:52.696	1:35.045	1:56.771	237.8	7:24.512	1	1	6:14.866	2:40.761	1:38.339	1:55.766	189.8	6:14.866
2	2	8:41.362 B	37.225	3:20.247	4:43.890	242.6	16:05.874	2	1	6:49.009 B	38.970	1:34.124	4:35.915	282.5	13:03.875
								3	1	15:21.778	...	1:35.708	1:54.715	257.6	28:25.653
								4	1	4:01.124	38.221	1:31.191	1:51.712	297.2	32:26.777





**FIA WEC**  
84<sup>e</sup> Edition des 24 Heures du Mans  
Warm Up

**Sector Analysis**



■ Personal Best   ■ Session Best   B Crossing the finish line in pit lane

Lap	D	Time	Sector 1	Sector 2	Sector 3	T. Spd	Elapsed	Lap	D	Time	Sector 1	Sector 2	Sector 3	T. Spd	Elapsed
5	1	3:58.879	37.554	1:30.656	1:50.669	297.2	36:25.656								

**98** **Aston Martin Racing** Aston Martin V8 Vantage  
 1. Paul DALLA LANA 3. Mathias LAUDA LMGTE Am  
 2. Pedro LAMY

1	3	6:00.349	2:25.518	1:38.421	1:56.410	239.3	6:00.349
2	3	6:18.919 <b>B</b>	38.384	1:32.645	4:07.890	286.9	12:19.268
3	3	16:29.066	...	1:35.622	2:00.693	283.2	28:48.334
4	3	4:01.637	38.072	1:31.975	1:51.590	289.3	32:49.971
5	3	4:10.087	38.049	1:31.305	2:00.733	290.0	37:00.058

**99** **Aston Martin Racing** Aston Martin V8 Vantage  
 1. Andrew HOWARD 3. Gary HIRSCH LMGTE Am  
 2. Liam GRIFFIN

1	2	6:25.373	2:11.275	2:06.734	2:07.364	227.3	6:25.373
2	2	7:59.886 <b>B</b>	45.194	2:17.730	4:56.962	278.1	14:25.259
3	1	14:08.331	...	1:40.602	2:04.006	233.1	28:33.590
4	1	4:25.186 <b>B</b>	40.366	1:36.336	2:08.484	273.2	32:58.776

