

FIA WEC 84° Edition des 24 Heures du Mans Qualifying Practice 1

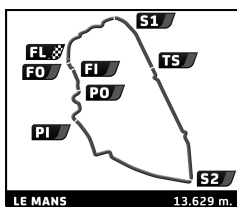
Sector Analysis



Personal Best Session Best B Crossing the finish line in pit lane

Main table with columns for Lap, D, Time, Sector 1-3, T. Spd, Elapsed. Includes sub-tables for drivers 28, 30, 31, 33, and 34 with their respective race numbers and names.





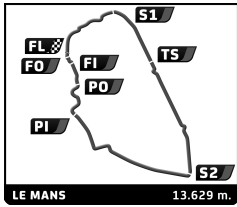
FIA WEC 84° Edition des 24 Heures du Mans Qualifying Practice 1

Sector Analysis



Table with columns: Lap, D, Time, Sector 1, Sector 2, Sector 3, T. Spd, Elapsed, Lap, D, Time, Sector 1, Sector 2, Sector 3, T. Spd, Elapsed. Contains driver data for Larbre Competition, AF Corse, Team AAI, and Formula Racing.





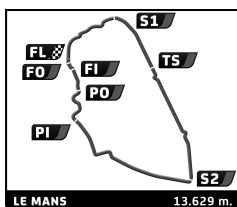
FIA WEC
84° Edition des 24 Heures du Mans
Qualifying Practice 1

Sector Analysis



Table with columns: Lap, D, Time, Sector 1, Sector 2, Sector 3, T. Spd, Elapsed. Includes driver names and team information for entries 77, 78, 82, 83, and 84.





FIA WEC

84^e Edition des 24 Heures du Mans

Qualifying Practice 1



Sector Analysis

■ Personal Best
 ■ Session Best
 B Crossing the finish line in pit lane

Lap	D	Time	Sector 1	Sector 2	Sector 3	T. Spd	Elapsed	Lap	D	Time	Sector 1	Sector 2	Sector 3	T. Spd	Elapsed
4	1	4:25.279	39.675	1:35.388	2:10.216	287.7	18:06.386								
5	1	4:11.177	39.854	1:35.432	1:55.891	286.2	22:17.563								
6	1	4:28.240	41.019	1:35.650	2:11.571	280.3	26:45.803								
7	2	12:44.539	4:51.681	3:15.073	4:37.785	281.7	39:30.342								
8	2	10:08.166	6:24.812	1:38.315	2:05.039	276.0	49:38.508								
9	2	4:16.450	40.972	1:36.992	1:58.486	283.9	53:54.958								
10	2	4:51.752	40.782	1:59.866	2:11.104	283.9	58:46.710								
11	2	4:13.420	39.331	1:36.214	1:57.875	258.2	1:03:00.130								
12	2	4:26.078	43.275	1:36.646	2:06.157	266.5	1:07:26.208								
13	2	11:48.086	39.643	1:35.045	9:33.398	286.9	1:19:14.294								
14	3	14:36.799	...	1:39.240	2:03.168	270.4	1:33:51.093								
15	3	4:08.251	39.742	1:35.215	1:53.294	284.7	1:37:59.344								
16	3	4:05.005	38.241	1:34.005	1:52.759	283.9	1:42:04.349								
17	3	4:16.050	41.736	1:35.599	1:58.715	283.9	1:46:20.399								
18	3	4:07.143	39.592	1:34.314	1:53.237	283.9	1:50:27.542								
19	3	4:06.519	38.459	1:33.801	1:54.259	286.2	1:54:34.061								
20	3	4:04.032	38.629	1:33.261	1:52.142	284.7	1:58:38.093								
21	3	4:03.148	38.452	1:32.967	1:51.729	286.2	2:02:41.241								

