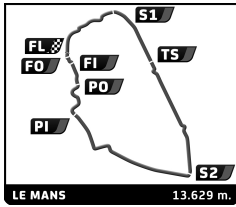


FIA WEC 83^e Edition des 24 Heures du Mans Warm Up Sector Analysis



Personal Best Session Best B Crossing the finish line in pit lane

Lap	D	Time	Sector 1	Sector 2	Sector 3	T. Spd	Elapsed	Lap	D	Time	Sector 1	Sector 2	Sector 3	T. Spd	Elapsed
1 Toyota Racing 1. Anthony DAVIDSON 3. Kazuki NAKAJIMA Toyota TS 040 - Hybrid LMP1 - H 2. Sébastien BUEMI								7	1	3:22.153	31.971	1:17.785	1:32.397	314.5	25:48.758
1	2	4:52.695 B	1:38.162	1:26.070	1:48.463	210.1	4:52.695	8	1	3:31.263 B	33.650	1:18.595	1:39.018	332.9	29:20.021
2	2	9:47.047	6:50.164	1:19.986	1:36.897	328.8	14:39.742	9	3	4:31.368	1:34.512	1:21.694	1:35.162	318.2	33:51.389
3	2	3:27.842	32.924	1:18.365	1:36.553	312.7	18:07.584	10	3	3:46.661	32.354	1:18.962	1:55.345	313.6	37:38.050
4	2	3:25.940	32.748	1:19.066	1:34.126	313.6	21:33.524	11	3	3:51.805	32.597	1:21.025	1:58.183	319.1	41:29.855
5	2	3:24.557	32.566	1:18.490	1:33.501	318.2	24:58.081	12	3	3:27.440	33.972	1:19.181	1:34.287	312.7	44:57.295
6	2	3:33.181 B	33.178	1:18.137	1:41.866	322.0	28:31.262	13	3	3:21.740	31.823	1:17.816	1:32.101	314.5	48:19.035
7	2	9:04.503	5:36.654	1:19.562	2:08.287	315.4	37:35.765								
8	2	3:51.973	32.647	1:19.257	2:00.069	310.0	41:27.738								
9	2	3:26.037	33.682	1:18.270	1:34.085	315.4	44:53.775								
10	2	3:23.361	32.243	1:18.275	1:32.843	312.7	48:17.136								
2 Toyota Racing 1. Alexander WURZ 3. Mike CONWAY Toyota TS 040 - Hybrid LMP1 - H 2. Stéphane SARRAZIN															
1	3	4:43.351 B	1:27.495	1:23.920	1:51.936	328.8	4:43.351								
2	1	9:46.500	6:48.998	1:20.587	1:36.915	318.2	14:29.851								
3	1	3:28.838	32.869	1:18.955	1:37.014	318.2	17:58.689								
4	1	3:28.114	32.615	1:19.040	1:36.459	315.4	21:26.803								
5	1	3:35.146 B	32.464	1:19.046	1:43.636	315.4	25:01.949								
6	1	18:29.480	...	1:19.539	2:00.813	318.2	43:31.429								
7	1	3:28.996	33.280	1:20.937	1:34.779	321.0	47:00.425								
4 Team Bykolles 1. Simon TRUMMER 3. Tiago MONTEIRO CLM P1/01 - AER LMP1 2. Pierre KAFFER															
1	1	4:46.157 B	56.857	1:41.237	2:08.063	202.6	4:46.157								
2	1	6:39.948	3:22.171	1:28.708	1:49.069	310.0	11:26.105								
3	1	3:47.871	35.833	1:26.391	1:45.647	310.0	15:13.976								
4	1	3:46.035	36.055	1:26.247	1:43.733	310.0	19:00.011								
5	1	3:48.151	37.135	1:26.218	1:44.798	312.7	22:48.162								
6	1	3:44.964	35.505	1:25.374	1:44.085	313.6	26:33.126								
7	1	3:47.446	36.228	1:26.253	1:44.965	314.5	30:20.572								
8	1	3:46.352	36.050	1:25.249	1:45.053	313.6	34:06.924								
9	1	4:23.580 B	36.428	1:25.602	2:21.550	309.1	38:30.504								
10	3	7:00.319	3:31.622	1:34.361	1:54.336	222.6	45:30.823								
7 Audi Sport Team Joest 1. Marcel FÄSSLER 3. Benoît TRÉLUYER Audi R18 e-tron quattro LMP1 - H 2. André LOTTERER															
1	3	4:22.719 B	1:00.806	1:30.650	1:51.263	286.9	4:22.719								
2	3	7:37.178 B	4:29.692	1:22.189	1:45.297	314.5	11:59.897								
3	1	18:31.138	...	1:21.241	1:37.728	318.2	30:31.035								
4	1	3:22.162	31.911	1:18.074	1:32.177	312.7	33:53.197								
5	1	3:52.810 B	32.022	1:18.130	2:02.658	310.9	37:46.007								
6	2	4:42.374	1:23.351	1:19.275	1:59.748	331.8	42:28.381								
7	2	3:24.117	32.179	1:19.194	1:32.744	317.2	45:52.498								
8 Audi Sport Team Joest 1. Lucas DI GRASSI 3. Oliver JARVIS Audi R18 e-tron quattro LMP1 - H 2. Loïc DUVAL															
1	2	4:13.469	1:10.337	1:24.386	1:38.746	321.0	4:13.469								
2	2	3:26.804	32.667	1:20.169	1:33.968	313.6	7:40.273								
3	2	3:25.502	31.993	1:19.004	1:34.505	318.2	11:05.775								
4	2	3:31.372 B	31.632	1:18.820	1:40.920	327.8	14:37.147								
5	1	4:25.478	1:31.706	1:19.526	1:34.246	331.8	19:02.625								
6	1	3:23.980	33.227	1:18.477	1:32.276	311.8	22:26.605								
9 Audi Sport Team Joest 1. Filipe ALBUQUERQUE 3. René RAST Audi R18 e-tron quattro LMP1 - H 2. Marco BONANOMI															
1	2	4:14.467	1:14.373	1:22.302	1:37.792	326.8	4:14.467								
2	2	3:23.962	32.103	1:19.143	1:32.716	332.9	7:38.429								
3	2	3:29.830 B	31.811	1:17.598	1:40.421	329.8	11:08.259								
4	1	4:38.217	1:47.518	1:17.555	1:33.144	328.8	15:46.476								
5	1	3:19.423	31.384	1:17.016	1:31.023	317.2	19:05.899								
6	1	3:27.962 B	31.627	1:17.311	1:39.024	330.8	22:33.861								
7	3	4:23.215	1:29.677	1:19.638	1:33.900	328.8	26:57.076								
8	3	3:24.986	31.724	1:17.929	1:35.333	317.2	30:22.062								
9	3	3:23.337	32.900	1:19.012	1:31.425	329.8	33:45.399								
10	3	3:49.634	31.637	1:17.850	2:00.147	315.4	37:35.033								
11	3	3:48.388	32.680	1:18.597	1:57.111	319.1	41:23.421								
12	3	3:23.524	32.447	1:18.221	1:32.856	321.0	44:46.945								
13	3	3:23.613	31.498	1:17.373	1:34.742	313.6	48:10.558								
12 Rebellion Racing 1. Nicolas PROST 3. Mathias BECHE Rebellion R-One - AER LMP1 2. Nick HEIDFELD															
1	3	5:28.697 B	2:08.986	1:27.225	1:52.486	288.5	5:28.697								
2	3	8:44.313	5:39.594	1:22.622	1:42.097	327.8	14:13.010								
3	3	3:32.185	33.220	1:21.143	1:37.822	327.8	17:45.195								
4	3	3:38.460 B	33.693	1:20.938	1:43.829	329.8	21:23.655								
5	2	5:37.732	2:33.818	1:23.561	1:40.353	309.1	27:01.387								
6	2	3:32.892	33.219	1:21.291	1:38.382	328.8	30:34.279								
7	2	3:40.285 B	33.906	1:20.734	1:45.645	328.8	34:14.564								
8	1	7:05.488	2:56.057	1:21.801	2:47.630	325.8	41:20.052								
9	1	3:32.269	33.283	1:21.738	1:37.248	328.8	44:52.321								
10	1	3:30.495	32.785	1:20.786	1:36.924	316.3	48:22.816								
13 Rebellion Racing 1. Alexandre IMPERATORI 3. Daniel ABT Rebellion R-One - AER LMP1 2. Dominik KRAHAMER															
1	3	5:55.605 B	2:25.881	1:35.160	1:54.564	198.5	5:55.605								
2	3	7:53.583	4:45.264	1:25.634	1:42.685	326.8	13:49.188								
3	3	3:36.317	33.743	1:22.543	1:40.031	331.8	17:25.505								
4	3	3:32.369	33.126	1:21.185	1:38.058	331.8	20:57.874								
5	3	3:40.484 B	32.967	1:21.082	1:46.435	333.9	24:38.358								
6	1	7:11.416	4:09.199	1:22.066	1:40.151	332.9	31:49.774								
7	1	3:37.797	33.517	1:22.403	1:41.877	327.8	35:27.571								
8	1	3:56.967	32.872	1:20.253	2:03.842	328.8	39:24.538								
9	1	3:59.597	34.653	1:20.803	2:04.141	330.8	43:24.135								
10	1	3:30.633	33.666	1:20.149	1:36.818	329.8	46:54.768								
17 Porsche Team 1. Timo BERNHARD 3. Brendon HARTLEY Porsche 919 Hybrid LMP1 - H 2. Mark WEBBER															
1	1	4:15.767 B	1:05.591	1:24.450	1:45.726	311.8	4:15.767								
2	1	7:39.010	4:47.392	1:18.633	1:32.985	328.8	11:54.777								
3	1	3:22.730	32.206	1:17.787	1:32.737	327.8	15:17.507								



FIA WEC 83^e Edition des 24 Heures du Mans Warm Up

Sector Analysis



■ Personal Best ■ Session Best B Crossing the finish line in pit lane

Lap	D	Time	Sector 1	Sector 2	Sector 3	T. Spd	Elapsed	Lap	D	Time	Sector 1	Sector 2	Sector 3	T. Spd	Elapsed
4	1	3:33.158B	32.310	1:16.650	1:44.198	328.8	18:50.665	3	3	3:41.582	34.451	1:25.878	1:41.253	300.5	16:10.311
5	3	4:34.786	1:38.031	1:19.176	1:37.579	331.8	23:25.451	4	3	3:41.579	34.441	1:24.712	1:42.426	300.5	19:51.890
6	3	3:23.660	32.508	1:19.612	1:31.540	331.8	26:49.111	5	3	3:52.200B	37.089	1:25.782	1:49.329	303.0	23:44.090
7	3	3:30.693B	32.079	1:16.942	1:41.672	332.9	30:19.804	6	3	6:46.877	3:40.238	1:25.497	1:41.142	299.7	30:30.967
8	2	4:31.810	1:34.092	1:20.717	1:37.001	269.1	34:51.614	7	3	3:42.229	35.555	1:26.002	1:40.672	299.7	34:13.196
9	2	4:04.196	32.465	1:18.282	2:13.449	322.9	38:55.810	8	3	4:11.031	34.394	1:25.501	2:11.136	300.5	38:24.227
10	2	3:52.272	32.777	1:17.864	2:01.631	317.2	42:48.082	9	3	4:13.100B	34.511	1:26.063	2:12.526	300.5	42:37.327
11	2	3:30.656B	32.597	1:17.301	1:40.758	316.3	46:18.738	10	1	5:29.911	2:18.846	1:27.382	1:43.683	299.7	48:07.238

18 Porsche Team		Porsche 919 Hybrid					
1.Romain DUMAS		3.Marc LIEB					
2.Neel JANI		LMP1 - H					
1	2	4:47.650B	1:22.020	1:28.916	1:56.714	262.6	4:47.650
2	2	8:36.739	5:31.137	1:24.151	1:41.451	287.7	13:24.389
3	2	3:29.701	33.990	1:19.706	1:36.005	323.9	16:54.090
4	2	3:34.977B	32.716	1:19.002	1:43.259	324.9	20:29.067
5	3	4:28.316	1:35.887	1:18.985	1:33.444	327.8	24:57.383
6	3	3:26.293	32.876	1:18.097	1:35.320	325.8	28:23.676
7	3	3:34.185B	33.715	1:17.333	1:43.137	328.8	31:57.861
8	1	4:54.309	1:29.512	1:20.674	2:04.123	325.8	36:52.170
9	1	3:50.146	32.939	1:19.082	1:58.125	313.6	40:42.316
10	1	3:31.012	32.940	1:18.006	1:40.066	322.9	44:13.328
11	1	3:22.729	32.329	1:17.664	1:32.736	323.9	47:36.057

19 Porsche Team		Porsche 919 Hybrid					
1.Nico HÜLKENBERG		3.Nick TANDY					
2.Earl BAMBER		LMP1 - H					
1	3	7:03.338B	3:52.271	1:24.258	1:46.809	279.5	7:03.338
2	3	9:59.627	7:04.013	1:20.260	1:35.354	327.8	17:02.965
3	3	3:23.964	32.119	1:17.330	1:34.515	325.8	20:26.929
4	3	3:33.772B	32.147	1:20.054	1:41.571	325.8	24:00.701
5	2	4:29.370	1:36.453	1:18.437	1:34.480	329.8	28:30.071
6	2	3:29.051B	32.181	1:16.749	1:40.121	330.8	31:59.122
7	1	5:10.163	1:49.965	1:18.140	2:02.058	329.8	37:09.285
8	1	3:46.479	32.262	1:16.718	1:57.499	324.9	40:55.764
9	1	3:32.548B	32.069	1:16.083	1:44.396	327.8	44:28.312

21 Nissan Motorsports		Nissan GT-R LM Nismo					
1.Tsugio MATSUDA		3.Lucas ORDÓÑEZ					
2.Mark SHULZHITSKIY		LMP1 - H					
1	3	10:30.558	7:10.783	1:29.605	1:50.170	264.5	10:30.558
2	3	3:53.057B	36.866	1:22.994	1:53.197	310.0	14:23.615

22 Nissan Motorsports		Nissan GT-R LM Nismo					
1.Harry TINCKNELL		3.Alex BUNCOMBE					
2.Michael KRUMM		LMP1 - H					
1	2	9:59.461B	6:37.697	1:28.395	1:53.369	229.7	9:59.461
2	2	10:27.790	7:17.412	1:24.888	1:45.490	289.3	20:27.251
3	2	3:45.730	36.319	1:24.444	1:44.967	298.0	24:12.981
4	2	3:50.116B	36.032	1:23.089	1:50.995	300.5	28:03.097
5	3	6:26.265	3:10.209	1:25.085	1:50.971	305.6	34:29.362
6	3	4:12.369	36.091	1:23.357	2:12.921	294.0	38:41.731
7	3	4:06.441	35.811	1:22.932	2:07.698	297.2	42:48.172
8	3	3:52.139B	35.884	1:23.083	1:53.172	304.7	46:40.311

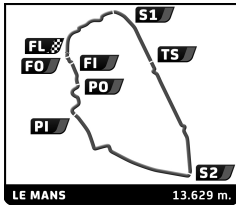
26 G-Drive Racing		Ligier JS P2 - Nissan					
1.Roman RUSINOV		3.Sam BIRD					
2.Julien CANAL		LMP2					
1	3	5:22.599B	1:53.583	1:29.942	1:59.074	294.0	5:22.599
2	3	7:06.130	3:57.565	1:26.406	1:42.159	297.2	12:28.729

27 SMP Racing		BR01 - Nissan					
1.Maurizio MEDIANI		3.Nicolas MINASSIAN					
2.David MARKOZOV		LMP2					
1	3	5:12.348	1:47.735	1:34.212	1:50.401	235.7	5:12.348
2	3	3:53.433	37.576	1:29.377	1:46.480	295.6	9:05.781
3	3	3:47.994	35.975	1:27.498	1:44.521	300.5	12:53.775
4	3	3:55.427B	35.496	1:27.403	1:52.528	299.7	16:49.202
5	2	5:53.034	2:38.447	1:28.781	1:45.806	297.2	22:42.236
6	2	3:47.551	36.059	1:26.906	1:44.586	300.5	26:29.787
7	2	4:04.828B	38.165	1:30.936	1:55.727	286.2	30:34.615
8	1	6:29.184	2:34.697	1:31.338	2:23.149	298.0	37:03.799
9	1	4:24.123	36.480	1:28.316	2:19.327	298.8	41:27.922
10	1	3:51.759	35.968	1:29.787	1:46.004	299.7	45:19.681

28 G-Drive Racing		Ligier JS P2 - Nissan					
1.Gustavo YACAMAN		3.Ricardo GONZALEZ					
2.Luis Felipe DERANI		LMP2					
1	3	5:30.138B	2:02.774	1:31.923	1:55.441	281.7	5:30.138
2	3	7:57.926	4:41.905	1:27.953	1:48.068	294.0	13:28.064
3	3	4:18.399	35.829	1:26.835	2:15.735	297.2	17:46.463
4	3	3:54.147B	35.573	1:27.757	1:50.817	295.6	21:40.610
5	3	8:24.841	5:14.304	1:27.639	1:42.898	295.6	30:05.451
6	3	3:44.786	35.440	1:26.749	1:42.597	298.0	33:50.237
7	3	4:36.876B	36.481	1:27.615	2:32.780	298.8	38:27.113
8	3	5:29.515	1:49.357	1:28.476	2:11.682	296.4	43:56.628
9	3	3:44.927	35.212	1:27.082	1:42.633	295.6	47:41.555

29 Pegasus Racing		Morgan - Nissan					
1.Léo ROUSSEL		3.David CHENG					
2.Ho-Pin TUNG		LMP2					
1	2	5:47.346	2:19.785	1:37.973	1:49.588	251.0	5:47.346
2	2	3:51.324	36.563	1:29.088	1:45.673	294.8	9:38.670
3	2	3:49.854	35.539	1:27.646	1:46.669	299.7	13:28.524
4	2	3:49.004	37.436	1:27.565	1:44.003	298.0	17:17.528
5	2	3:44.863	35.008	1:27.565	1:42.290	293.2	21:02.391
6	2	3:59.036B	35.550	1:27.473	1:56.013	294.0	25:01.427
7	3	5:51.245	2:25.492	1:37.059	1:48.694	295.6	30:52.672
8	3	4:02.427	35.988	1:28.840	1:57.599	294.8	34:55.099
9	3	4:19.415	36.483	1:29.553	2:13.379	294.0	39:14.514
10	3	4:25.917B	36.227	1:28.466	2:21.224	297.2	43:40.431

30 Extreme Speed Motorsports		Ligier JS P2 - HPD					
1.Scott SHARP		3.David HEINEMEIER HANSSON					
2.Ryan DALZIEL		LMP2					
1	2	8:01.576	4:41.818	1:31.950	1:47.808	273.2	8:01.576
2	2	3:45.394	35.128	1:26.965	1:43.301	294.0	11:46.970
3	2	3:44.027	35.342	1:26.490	1:42.195	295.6	15:30.997
4	2	3:54.849B	36.603	1:27.704	1:50.542	295.6	19:25.846
5	2	7:55.088	4:44.206	1:27.243	1:43.639	296.4	27:20.934
6	2	3:43.956	35.731	1:26.604	1:41.621	294.0	31:04.890



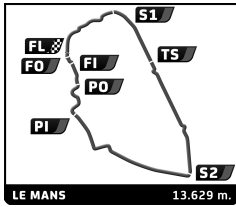
FIA WEC 83^e Edition des 24 Heures du Mans Warm Up

Sector Analysis



Personal Best Session Best B Crossing the finish line in pit lane

Lap	D	Time	Sector 1	Sector 2	Sector 3	T. Spd	Elapsed	Lap	D	Time	Sector 1	Sector 2	Sector 3	T. Spd	Elapsed
7	2	3:57.765 B	34.440	1:25.718	1:57.607	294.8	35:02.655								
8	1	7:45.756 B	3:55.062	1:29.434	2:21.260	297.2	42:48.411								
9	3	5:16.671 B	1:55.597	1:28.989	1:52.085	294.0	48:05.082								
31	Extreme Speed Motorsports Ligier JS P2 - HPD LMP2														
1. Ed BROWN			3. Jonathon FOGARTY												
2. Johannes VAN OVERBEEK															
1	3	5:11.456	1:45.076	1:34.081	1:52.299	286.2	5:11.456								
2	3	3:55.530	38.028	1:29.231	1:48.271	294.0	9:06.986								
3	3	3:56.014 B	35.797	1:27.455	1:52.762	297.2	13:03.000								
4	1	6:07.413 B	2:21.460	1:38.645	2:07.308	285.4	19:10.413								
5	1	6:24.125	2:59.177	1:32.853	1:52.095	293.2	25:34.538								
6	1	3:58.634	37.589	1:31.225	1:49.820	293.2	29:33.172								
7	1	3:57.531	37.813	1:30.826	1:48.892	294.0	33:30.703								
8	1	4:55.459 B	37.520	1:31.511	2:46.428	294.8	38:26.162								
9	2	5:55.232	2:21.327	1:31.289	2:02.616	290.8	44:21.394								
10	2	3:52.111	36.586	1:29.013	1:46.512	294.8	48:13.505								
34	Oak Racing Ligier JS P2 - HPD LMP2														
1. Christopher CUMMING			3. Kevin ESTRE												
2. Laurens VANTHOOR															
1	3	4:46.748	1:27.070	1:32.046	1:47.632	269.1	4:46.748								
2	3	3:54.367 B	35.578	1:27.308	1:51.481	292.4	8:41.115								
3	3	7:07.933 B	3:45.319	1:29.067	1:53.547	291.6	15:49.048								
4	3	4:30.491	1:21.449	1:26.620	1:42.422	294.8	20:19.539								
5	3	3:44.921	35.088	1:27.502	1:42.331	294.0	24:04.460								
6	3	3:42.479	34.573	1:26.009	1:41.897	294.8	27:46.939								
7	3	3:43.139	34.677	1:26.768	1:41.694	292.4	31:30.078								
8	3	3:43.367	34.508	1:26.033	1:42.826	294.0	35:13.445								
9	3	4:09.359	36.138	1:25.877	2:07.344	293.2	39:22.804								
10	3	4:08.209	34.487	1:26.592	2:07.130	294.8	43:31.013								
11	3	3:47.926 B	34.515	1:25.144	1:48.267	300.5	47:18.939								
35	Oak Racing Ligier JS P2 - Nissan LMP2														
1. Jacques NICOLET			3. Erik MARIS												
2. Jean-Marc MERLIN															
1	2	6:16.959 B	2:19.355	1:47.031	2:10.573	158.4	6:16.959								
2	2	7:54.466 B	4:19.569	1:32.697	2:02.200	298.0	14:11.425								
3	2	5:40.417	2:16.643	1:31.987	1:51.787	297.2	19:51.842								
4	2	4:03.728	39.722	1:33.055	1:50.951	229.2	23:55.570								
5	2	3:57.476	36.987	1:29.993	1:50.496	297.2	27:53.046								
6	2	3:59.522	36.993	1:29.302	1:53.227	298.8	31:52.568								
7	2	4:15.548	37.772	1:29.374	2:08.402	298.0	36:08.116								
8	2	4:30.370 B	37.639	1:30.326	2:22.405	295.6	40:38.486								
36	Signatech Alpine Alpine A450b - Nissan LMP2														
1. Nelson PANCIATICI			3. Vincent CAPILLAIRE												
2. Paul Loup CHATIN															
1	2	4:31.439	1:11.770	1:30.710	1:48.959	295.6	4:31.439								
2	2	3:45.329	35.172	1:27.088	1:43.069	298.0	8:16.768								
3	2	3:53.764 B	36.280	1:27.117	1:50.367	301.3	12:10.532								
4	1	4:57.681	1:46.681	1:27.119	1:43.881	300.5	17:08.213								
5	1	3:42.999	35.100	1:26.162	1:41.737	297.2	20:51.212								
6	1	3:53.475 B	36.553	1:27.361	1:49.561	301.3	24:44.687								
7	3	5:28.377	2:14.476	1:28.801	1:45.100	297.2	30:13.064								
8	3	3:46.735	35.300	1:26.792	1:44.643	298.0	33:59.799								
9	3	4:20.446 B	35.398	1:26.899	2:18.149	297.2	38:20.245								
10	2	5:57.267	2:21.550	1:28.072	2:07.645	294.0	44:17.512								
11	2	3:43.659	35.120	1:26.712	1:41.827	296.4	48:01.171								
37	SMP Racing BR01 - Nissan LMP2														
1. Mikhail ALESHIN			3. Anton LADYGIN												
2. Kirill LADYGIN															
1	1	6:05.060	2:31.738	1:38.939	1:54.383	250.4	6:05.060								
2	1	3:52.904	36.430	1:28.519	1:47.955	300.5	9:57.964								
3	1	3:48.950	35.867	1:29.015	1:44.068	302.2	13:46.914								
4	1	3:57.911 B	35.319	1:27.999	1:54.593	303.9	17:44.825								
5	2	6:24.932 B	2:57.799	1:28.912	1:58.221	300.5	24:09.757								
6	2	4:47.068 B	1:23.061	1:27.771	1:56.236	298.0	28:56.825								
7	3	5:09.188	1:50.923	1:30.462	1:47.803	286.9	34:06.013								
8	3	4:31.081 B	36.680	1:30.126	2:24.275	243.1	38:37.094								
38	JOTA Sport Gibson 015S - Nissan LMP2														
1. Simon DOLAN			3. Oliver TURVEY												
2. Mitch EVANS															
1	1	4:52.170 B	1:18.103	1:34.288	1:59.779	287.7	4:52.170								
2	1	6:36.292	3:26.257	1:27.484	1:42.551	295.6	11:28.462								
3	1	3:48.823	35.249	1:26.194	1:47.380	299.7	15:17.285								
4	1	3:56.578 B	34.991	1:25.939	1:55.648	298.0	19:13.863								
5	2	5:04.692	1:53.447	1:26.684	1:44.561	298.8	24:18.555								
6	2	3:39.559	34.288	1:25.010	1:40.261	298.0	27:58.114								
7	2	3:46.543 B	34.222	1:25.536	1:46.785	301.3	31:44.657								
8	3	5:42.482	1:59.154	1:27.759	2:15.569	295.6	37:27.139								
9	3	4:14.324	35.381	1:28.329	2:10.614	276.7	41:41.463								
10	3	3:40.505	34.492	1:25.405	1:40.608	297.2	45:21.968								
40	Krohn Racing Ligier JS P2 - Judd LMP2														
1. Tracy KROHN			3. João BARBOSA												
2. Nick JONSSON															
1	2	6:00.214	2:24.111	1:44.174	1:51.929	158.2	6:00.214								
2	2	3:56.190	38.129	1:31.101	1:46.960	285.4	9:56.404								
3	2	3:57.500 B	35.820	1:27.316	1:54.364	298.0	13:53.904								
4	1	7:58.065	4:35.464	1:31.959	1:50.642	294.0	21:51.969								
5	1	3:56.948	37.425	1:30.527	1:48.996	294.0	25:48.917								
6	1	3:55.964	37.284	1:30.340	1:48.340	295.6	29:44.881								
7	1	3:53.253	36.694	1:28.800	1:47.759	296.4	33:38.134								
8	1	4:40.856	36.624	1:29.451	2:34.781	297.2	38:18.990								
9	1	4:21.965	37.900	1:32.317	2:11.748	295.6	42:40.955								
10	1	4:03.079 B	37.495	1:29.988	1:55.596	296.4	46:44.034								
41	Greaves Motorsport Gibson 015S - Nissan LMP2														
1. Gary HIRSCH			3. Jon LANCASTER												
2. Gaëtan PALETOU															
1	3	4:10.170	56.088	1:30.569	1:43.513	286.9	4:10.170								
2	3	3:42.117	34.626	1:26.245	1:41.246	298.0	7:52.287								
3	3	3:39.960	34.429	1:25.371	1:40.160	298.8	11:32.247								
4	3	3:48.722 B	34.811	1:26.177	1:47.734	298.0	15:20.969								



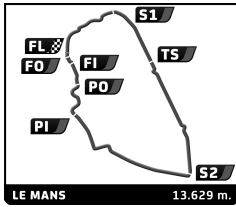
FIA WEC 83^e Edition des 24 Heures du Mans Warm Up

Sector Analysis



Personal Best Session Best B Crossing the finish line in pit lane

Lap	D	Time	Sector 1	Sector 2	Sector 3	T. Spd	Elapsed	Lap	D	Time	Sector 1	Sector 2	Sector 3	T. Spd	Elapsed		
2	3	15:31.553	...	1:28.909	1:45.504	285.4	19:57.696	1	1	4:41.676 B	1:09.837	1:31.461	2:00.378	284.7	4:41.676		
3	3	3:47.604	36.420	1:28.253	1:42.931	296.4	23:45.300	2	1	5:14.165	1:56.269	1:29.942	1:47.954	278.1	9:55.841		
4	3	3:44.141	34.694	1:26.796	1:42.651	298.8	27:29.441	3	1	3:56.452 B	35.234	1:27.425	1:53.793	294.0	13:52.293		
5	3	3:50.783	36.253	1:27.821	1:46.709	296.4	31:20.224	4	2	7:48.287	4:30.249	1:30.046	1:47.992	300.5	21:40.580		
6	3	3:45.684	34.937	1:26.590	1:44.157	294.0	35:05.908	5	2	3:59.593 B	36.366	1:27.461	1:55.766	301.3	25:40.173		
7	3	4:19.824 B	34.720	1:26.427	2:18.677	294.0	39:25.732	6	3	5:35.863	2:25.100	1:27.309	1:43.454	300.5	31:16.036		
8	3	7:41.478	4:30.112	1:27.232	1:44.134	298.8	47:07.210	7	3	3:45.103	35.312	1:26.235	1:43.556	299.7	35:01.139		
8	3	4:12.917 B	34.803	1:25.727	2:12.387	300.5	39:14.056	8	3	4:12.917 B	34.803	1:25.727	2:12.387	300.5	39:14.056		
43 Team Sard Morand Morgan Evo - SARD LMP2																	
1.Pierre RAGUES			3.Zoel AMBERG			Morgan Evo - SARD						LMP2					
2.Oliver WEBB																	
1	2	6:26.472	2:57.417	1:37.681	1:51.374	218.1	6:26.472	1	2	9:34.995	6:00.391	1:40.550	1:54.054	258.2	9:34.995		
2	2	3:52.919	38.285	1:29.203	1:45.431	294.8	10:19.391	2	2	4:02.823	38.731	1:32.876	1:51.216	294.8	13:37.818		
3	2	3:53.586	35.084	1:27.176	1:51.326	298.8	14:12.977	3	2	4:14.096 B	39.226	1:33.973	2:00.897	291.6	17:51.914		
4	2	3:59.505 B	38.071	1:27.701	1:53.733	297.2	18:12.482	4	2	6:38.691 B	3:03.041	1:33.555	2:02.095	281.7	24:30.605		
5	2	6:18.215	3:02.929	1:27.842	1:47.444	297.2	24:30.697	5	1	6:11.247	2:39.163	1:38.551	1:53.533	290.0	30:41.852		
6	2	3:46.132	35.205	1:26.983	1:43.944	297.2	28:16.829										
7	2	3:45.883	35.118	1:26.447	1:44.318	298.8	32:02.712										
8	2	4:18.607 B	35.312	1:27.531	2:15.764	298.8	36:21.319										
45 Ibanez Racing Oreca 03R - Nissan LMP2																	
1.José IBANEZ			3.Ivan BELLAROSA			Oreca 03R - Nissan						LMP2					
2.Pierre PERRET																	
1	1	15:00.982 B	1:37.065	...	2:37.906	203.0	15:00.982	1	3	5:53.178	2:12.023	1:41.812	1:59.343	214.6	5:53.178		
2	1	10:57.903	7:42.378	1:30.203	1:45.322	269.1	25:58.885	2	3	4:14.704	39.503	1:38.202	1:56.999	194.2	10:07.882		
3	1	3:58.308 B	35.608	1:28.939	1:53.761	296.4	29:57.193	3	3	4:04.083	37.851	1:31.828	1:54.404	294.8	14:11.965		
4	2	5:53.566	2:17.319	1:33.384	2:02.863	294.0	35:50.759	4	3	4:08.159 B	37.676	1:31.882	1:58.601	291.6	18:20.124		
5	2	4:39.069 B	37.379	1:31.025	2:30.665	293.2	40:29.828	5	2	5:02.398	1:39.796	1:32.214	1:50.388	293.2	23:22.522		
6	3	5:18.932	1:58.749	1:32.274	1:47.909	294.8	45:48.760	6	2	3:58.977	37.669	1:31.647	1:49.661	290.8	27:21.499		
7	2	4:07.249 B	38.294	1:31.841	1:57.114	290.8	35:27.058	7	2	3:58.310	37.605	1:31.501	1:49.204	295.6	31:19.809		
9	1	5:40.696	1:52.589	1:33.470	2:14.637	286.9	41:07.754	8	2	4:07.249 B	38.294	1:31.841	1:57.114	290.8	35:27.058		
10	1	3:57.543	37.412	1:31.208	1:48.923	290.0	45:05.297	9	1	5:40.696	1:52.589	1:33.470	2:14.637	286.9	41:07.754		
51 AF Corse Ferrari 458 Italia LMGTE Pro																	
1.Gianmaria BRUNI			3.Giancarlo FISICHELLA			Ferrari 458 Italia						LMGTE Pro					
2.Toni VILANDER																	
1	3	5:53.178	2:12.023	1:41.812	1:59.343	214.6	5:53.178	1	3	5:53.178	2:12.023	1:41.812	1:59.343	214.6	5:53.178		
2	3	4:14.704	39.503	1:38.202	1:56.999	194.2	10:07.882	2	3	4:14.704	39.503	1:38.202	1:56.999	194.2	10:07.882		
3	3	4:04.083	37.851	1:31.828	1:54.404	294.8	14:11.965	3	3	4:04.083	37.851	1:31.828	1:54.404	294.8	14:11.965		
4	3	4:08.159 B	37.676	1:31.882	1:58.601	291.6	18:20.124	4	3	4:08.159 B	37.676	1:31.882	1:58.601	291.6	18:20.124		
5	2	5:02.398	1:39.796	1:32.214	1:50.388	293.2	23:22.522	5	2	5:02.398	1:39.796	1:32.214	1:50.388	293.2	23:22.522		
6	2	3:58.977	37.669	1:31.647	1:49.661	290.8	27:21.499	6	2	3:58.977	37.669	1:31.647	1:49.661	290.8	27:21.499		
7	2	3:58.310	37.605	1:31.501	1:49.204	295.6	31:19.809	7	2	3:58.310	37.605	1:31.501	1:49.204	295.6	31:19.809		
8	2	4:07.249 B	38.294	1:31.841	1:57.114	290.8	35:27.058	8	2	4:07.249 B	38.294	1:31.841	1:57.114	290.8	35:27.058		
9	1	5:40.696	1:52.589	1:33.470	2:14.637	286.9	41:07.754	9	1	5:40.696	1:52.589	1:33.470	2:14.637	286.9	41:07.754		
10	1	3:57.543	37.412	1:31.208	1:48.923	290.0	45:05.297	10	1	3:57.543	37.412	1:31.208	1:48.923	290.0	45:05.297		
53 Riley Motorsports-TI Auto Srl VIPER GTS-R LMGTE Am																	
1.Jeroen BLEEKEMOLEN			3.Marc MILLER			Srl VIPER GTS-R						LMGTE Am					
2.Ben KEATING																	
1	1	6:44.338 B	2:18.307	2:03.913	2:22.118	144.8	6:44.338	1	1	6:44.338 B	2:18.307	2:03.913	2:22.118	144.8	6:44.338		
2	1	6:21.513	2:46.434	1:37.893	1:57.186	271.8	13:05.851	2	1	6:21.513	2:46.434	1:37.893	1:57.186	271.8	13:05.851		
3	1	4:06.365	38.764	1:34.273	1:53.328	283.9	17:12.216	3	1	4:06.365	38.764	1:34.273	1:53.328	283.9	17:12.216		
4	1	4:02.905	38.957	1:33.051	1:50.897	286.2	21:15.121	4	1	4:02.905	38.957	1:33.051	1:50.897	286.2	21:15.121		
5	1	4:14.641 B	37.998	1:32.613	2:04.030	286.9	25:29.762	5	1	4:14.641 B	37.998	1:32.613	2:04.030	286.9	25:29.762		
55 AF Corse Ferrari 458 Italia LMGTE Am																	
1.Duncan CAMERON			3.Alexander MORTIMER			Ferrari 458 Italia						LMGTE Am					
2.Matt GRIFFIN																	
1	3	5:16.235	1:31.577	1:43.229	2:01.429	235.2	5:16.235	1	3	5:16.235	1:31.577	1:43.229	2:01.429	235.2	5:16.235		
2	3	4:10.851	39.365	1:37.025	1:54.461	275.3	9:27.086	2	3	4:10.851	39.365	1:37.025	1:54.461	275.3	9:27.086		
3	3	4:03.740	38.136	1:32.686	1:52.918	290.0	13:30.826	3	3	4:03.740	38.136	1:32.686	1:52.918	290.0	13:30.826		
4	3	4:11.269 B	38.468	1:32.815	1:59.986	292.4	17:42.095	4	3	4:11.269 B	38.468	1:32.815	1:59.986	292.4	17:42.095		
5	1	5:48.348	2:14.786	1:36.691	1:56.871	290.0	23:30.443	5	1	5:48.348	2:14.786	1:36.691	1:56.871	290.0	23:30.443		
6	1	4:10.955	40.007	1:35.013	1:55.935	290.8	27:41.398	6	1	4:10.955	40.007	1:35.013	1:55.935	290.8	27:41.398		
7	1	4:09.964	39.798	1:34.651	1:55.515	292.4	31:51.362	7	1	4:09.964	39.798	1:34.651	1:55.515	292.4	31:51.362		
8	1	4:37.766 B	40.289	1:35.008	2:22.469	290.0	36:29.128	8	1	4:37.766 B	40.289	1:35.008	2:22.469	290.0	36:29.128		
9	2	5:55.248	2:03.973	1:34.173	2:17.102	288.5	42:24.376	9	2	5:55.248	2:03.973	1:34.173	2:17.102	288.5	42:24.376		
10	2	4:08.832	38.805	1:32.794	1:57.233	290.0	46:33.208	10	2	4:08.832	38.805	1:32.794	1:57.233	290.0	46:33.208		
61 AF Corse Ferrari 458 Italia LMGTE Am																	
1.Peter MANN			3.Matteo CRESSONI			Ferrari 458 Italia						LMGTE Am					
2.Raffaele GIAMMARIA																	
1	2	5:27.567	1:43.108	1:41.704	2:02.755	215.9	5:27.567	1	2	5:27.567	1:43.108	1:41.704	2:02.755	215.9	5:27.567		
2	2	4:11.026	41.201	1:34.903	1:54.922	290.0	9:38.593	2	2	4:11.026	41.201	1:34.903	1:54.922	290.0	9:38.593		



FIA WEC 83^e Edition des 24 Heures du Mans Warm Up

Sector Analysis



Personal Best Session Best B Crossing the finish line in pit lane

Lap	D	Time	Sector 1	Sector 2	Sector 3	T. Spd	Elapsed	Lap	D	Time	Sector 1	Sector 2	Sector 3	T. Spd	Elapsed
3	2	4:18.363 B	38.844	1:33.743	2:05.776	291.6	13:56.956	2	2	4:11.411	38.637	1:37.064	1:55.710	242.0	10:06.075
62 Scuderia Corsa 1. William SWEEDLER 2. Townsend BELL 3. Jeffrey SEGAL Ferrari 458 Italia LMGTE Am								3 2 4:08.497 B 37.774 1:32.016 1:58.707 293.2 14:14.572 4 1 5:26.315 2:01.815 1:33.204 1:51.296 285.4 19:40.887 5 1 3:58.926 37.419 1:31.556 1:49.951 289.3 23:39.813 6 1 4:07.436 B 37.241 1:31.312 1:58.883 291.6 27:47.249 7 3 5:18.997 1:51.725 1:34.179 1:53.093 287.7 33:06.246 8 3 4:29.239 38.383 1:32.322 2:18.534 289.3 37:35.485 9 3 4:26.783 37.986 1:32.202 2:16.595 291.6 42:02.268 10 3 3:59.637 37.818 1:31.892 1:49.927 290.0 46:01.905							
64 Corvette Racing - GM 1. Oliver GAVIN 2. Tommy MILNER 3. Jordan TAYLOR Chevrolet Corvette C7R LMGTE Pro								72 SMP Racing 1. Victor SHAYTAR 2. Andrea BERTOLINI 3. Aleksey BASOV Ferrari 458 Italia LMGTE Am							
1	3	5:43.462	2:02.118	1:39.955	2:01.389	230.2	5:43.462	1	2	6:25.830	2:45.217	1:41.526	1:59.087	226.3	6:25.830
2	3	4:14.446	40.137	1:37.382	1:56.927	248.1	9:57.908	2	2	4:03.352	38.571	1:32.810	1:51.971	290.0	10:29.182
3	3	4:19.855 B	39.572	1:37.769	2:02.514	268.4	14:17.763	3	2	4:10.327 B	37.869	1:32.197	2:00.261	292.4	14:39.509
4	3	7:51.260 B	3:47.472	1:36.391	2:27.397	287.7	22:09.023	4	1	5:34.909	2:02.949	1:35.989	1:55.971	258.8	20:14.418
66 JMW Motorsport 1. Abdulaziz AL FAISAL 2. Jakob GIERMAZIAK 3. Michael AVENATTI Ferrari 458 Italia LMGTE Am								77 Dempsey - Proton Racing 1. Patrick DEMPSEY 2. Patrick LONG 3. Marco SEEFRIED Porsche 911 RSR LMGTE Am							
1	1	5:16.481 B	1:33.546	1:39.580	2:03.355	218.1	5:16.481	1	2	6:30.563 B	2:07.468	2:06.617	2:16.478	156.3	6:30.563
2	1	6:01.191	2:34.752	1:33.723	1:52.716	289.3	11:17.672	2	2	7:26.854	3:51.130	1:34.815	2:00.909	285.4	13:57.417
3	1	4:09.060 B	38.242	1:32.845	1:57.973	290.8	15:26.732	3	2	4:04.265	38.385	1:32.847	1:53.033	291.6	18:01.682
4	2	5:20.137	1:54.168	1:34.072	1:51.897	286.2	20:46.869	4	2	4:02.213	38.391	1:31.981	1:51.841	293.2	22:03.895
5	2	4:00.562	37.715	1:32.611	1:50.236	291.6	24:47.431	5	2	4:12.584 B	38.249	1:33.330	2:01.005	270.4	26:16.479
6	2	4:07.403 B	38.182	1:31.811	1:57.410	291.6	28:54.834	6	1	5:22.162	1:49.439	1:36.104	1:56.619	289.3	31:38.641
7	3	5:38.381	2:12.219	1:34.459	1:51.703	291.6	34:33.215	7	1	4:28.757 B	39.241	1:34.273	2:15.243	292.4	36:07.398
8	3	4:28.328	38.020	1:33.004	2:17.304	294.0	39:01.543	8	3	5:43.707	1:52.217	1:36.923	2:14.567	288.5	41:51.105
9	3	4:22.444	38.719	1:31.529	2:12.196	294.8	43:23.987	9	3	4:03.998	39.181	1:32.714	1:52.103	294.8	45:55.103
10	3	3:59.271	37.612	1:31.541	1:50.118	286.9	47:23.258	83 AF Corse 1. François PERRODO 2. Emmanuel COLLARD 3. Rui AGUAS Ferrari 458 Italia LMGTE Am							
67 Team AAI 1. Jun-San CHEN 2. Alex KAPADIA Porsche 911 GT3 RSR (997) LMGTE Am								1 2 5:12.069 1:39.798 1:37.176 1:55.095 242.0 5:12.069 2 2 4:03.553 38.689 1:33.357 1:51.507 286.9 9:15.622 3 2 4:01.114 38.344 1:32.365 1:50.405 287.7 13:16.736 4 2 4:08.248 B 37.822 1:32.443 1:57.983 288.5 17:24.984 5 1 5:49.222 2:21.246 1:34.453 1:53.523 289.3 23:14.206 6 1 4:04.064 38.452 1:33.495 1:52.117 287.7 27:18.270 7 1 4:07.275 38.649 1:33.263 1:55.363 290.0 31:25.545 8 1 4:09.808 38.305 1:36.343 1:55.160 291.6 35:35.353 9 1 4:39.243 B 38.443 1:34.005 2:26.795 286.9 40:14.596							
1	2	6:45.733	2:43.420	2:05.027	1:57.286	164.9	6:45.733	88 Abu Dhabi-Proton Racing 1. Christian RIED 2. Khaled AL QUBAISI 3. Klaus BACHLER Porsche 911 RSR LMGTE Am							
2	2	4:07.130	39.361	1:34.500	1:53.269	287.7	10:52.863	1	3	5:27.825	1:59.126	1:34.946	1:53.753	272.5	5:27.825
3	2	4:27.072 B	38.942	1:34.259	2:13.871	289.3	15:19.935	2	3	4:01.972	38.465	1:31.880	1:51.627	294.8	9:29.797
68 Team AAI 1. Han-Chen CHEN 2. Gilles VANNELET Porsche 911 RSR LMGTE Am								3 3 3:59.456 37.434 1:30.985 1:51.037 296.4 13:29.253 4 3 4:07.793 B 37.791 1:32.808 1:57.194 296.4 17:37.046 5 3 9:14.007 B 5:42.439 1:32.917 1:58.651 292.4 26:51.053 6 3 4:38.316 B 1:07.415 1:32.667 1:58.234 296.4 31:29.369 7 3 13:25.260 B 7:18.954 2:13.544 3:52.762 285.4 44:54.629							
1	3	8:51.129 B	4:56.798	1:45.133	2:09.198	194.6	8:51.129	1	2	5:54.664	2:12.297	1:44.583	1:57.784	201.8	5:54.664
2	3	11:36.999	8:01.575	1:38.073	1:57.351	233.1	20:28.128	71 AF Corse 1. Davide RIGON 2. James CALADO 3. Olivier BERETTA Ferrari 458 Italia LMGTE Pro							
3	3	4:09.960	39.503	1:34.239	1:56.218	282.5	24:38.088	1	1	5:54.664	2:12.297	1:44.583	1:57.784	201.8	5:54.664
4	3	4:15.289 B	38.600	1:33.783	2:02.906	283.2	28:53.377	2	3	4:34.638 B	41.538	1:38.527	2:14.573	284.7	9:30.407
5	1	8:28.437	4:20.236	1:41.125	2:27.076	281.7	37:21.814	3	3	6:25.976	2:55.166	1:35.189	1:55.621	289.3	15:56.383
6	1	4:51.529	45.398	1:39.564	2:26.567	279.5	42:13.343	4	3	4:02.874	38.009	1:32.123	1:52.742	290.0	19:59.257
7	1	4:23.316	41.269	1:38.704	2:03.343	283.2	46:36.659	5	3	4:33.296 B	38.126	1:32.664	2:22.506	294.0	24:32.553
69 Team AAI 1. Han-Chen CHEN 2. Gilles VANNELET Porsche 911 RSR LMGTE Am								6 3 6:00.449 2:32.509 1:34.532 1:53.408 285.4 30:33.002 7 3 4:04.027 39.178 1:32.436 1:52.413 290.8 34:37.029 8 3 4:25.918 37.985 1:31.962 2:15.971 292.4 39:02.947 9 3 4:25.928 38.413 1:31.724 2:15.791 294.8 43:28.875 10 3 4:11.800 B 39.087 1:32.888 1:59.825 290.8 47:40.675							
1	3	4:55.769	1:11.155	1:41.951	2:02.663	247.0	4:55.769	72 Team AAI 1. Han-Chen CHEN 2. Gilles VANNELET Porsche 911 RSR LMGTE Am							
2	3	4:34.638 B	41.538	1:38.527	2:14.573	284.7	9:30.407	1	3	4:55.769	1:11.155	1:41.951	2:02.663	247.0	4:55.769
3	3	6:25.976	2:55.166	1:35.189	1:55.621	289.3	15:56.383	2	3	4:34.638 B	41.538	1:38.527	2:14.573	284.7	9:30.407
4	3	4:02.874	38.009	1:32.123	1:52.742	290.0	19:59.257	3	3	6:25.976	2:55.166	1:35.189	1:55.621	289.3	15:56.383
5	3	4:33.296 B	38.126	1:32.664	2:22.506	294.0	24:32.553	4	3	4:02.874	38.009	1:32.123	1:52.742	290.0	19:59.257
6	3	6:00.449	2:32.509	1:34.532	1:53.408	285.4	30:33.002	5	3	4:33.296 B	38.126	1:32.664	2:22.506	294.0	24:32.553
7	3	4:04.027	39.178	1:32.436	1:52.413	290.8	34:37.029	6	3	6:00.449	2:32.509	1:34.532	1:53.408	285.4	30:33.002
8	3	4:25.918	37.985	1:31.962	2:15.971	292.4	39:02.947	7	3	4:04.027	39.178	1:32.436	1:52.413	290.8	34:37.029
9	3	4:25.928	38.413	1:31.724	2:15.791	294.8	43:28.875	8	3	4:25.918	37.985	1:31.962	2:15.971	292.4	39:02.947
10	3	4:11.800 B	39.087	1:32.888	1:59.825	290.8	47:40.675	9	3	4:25.928	38.413	1:31.724	2:15.791	294.8	43:28.875
71 AF Corse 1. Davide RIGON 2. James CALADO 3. Olivier BERETTA Ferrari 458 Italia LMGTE Pro								10 3 4:11.800 B 39.087 1:32.888 1:59.825 290.8 47:40.675							

