

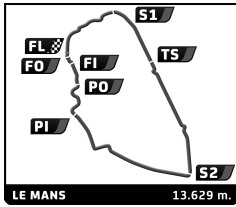
## FIA WEC 83<sup>e</sup> Edition des 24 Heures du Mans Qualifying Practice 2

### Sector Analysis



■ Personal Best ■ Session Best B Crossing the finish line in pit lane

Lap	D	Time	Sector 1	Sector 2	Sector 3	T. Spd	Elapsed	Lap	D	Time	Sector 1	Sector 2	Sector 3	T. Spd	Elapsed		
<b>1</b>	<b>Toyota Racing</b> 1. Anthony DAVIDSON 3. Kazuki NAKAJIMA Toyota TS 040 - Hybrid LMP1 - H 2. Sébastien BUEMI							<b>7</b>	<b>Audi Sport Team Joest</b> 1. Marcel FÄSSLER 3. Benoît TRÉLUYER Audi R18 e-tron quattro LMP1 - H 2. André LOTTERER								
	1	2	5:04.427 B	1:59.995	1:22.106	1:42.326	290.8		5:04.427	1	2	4:49.327 B	1:28.060	1:27.338	1:53.929	313.6	4:49.327
	2	2	7:40.444	4:46.903	1:19.325	1:34.216	336.0		12:44.871	2	2	12:15.610	9:22.099	1:19.780	1:33.731	311.8	17:04.937
	3	2	3:27.684	<b>32.461</b>	1:18.552	1:36.671	321.0		16:12.555	3	2	<b>3:20.561</b>	<b>31.568</b>	1:17.585	<b>1:31.408</b>	313.6	20:25.498
	4	2	3:25.302	32.693	1:18.328	1:34.281	322.9		19:37.857	4	2	3:25.193	31.933	1:19.349	1:33.911	328.8	23:50.691
	5	2	3:33.846 B	32.786	1:19.256	1:41.804	323.9		23:11.703	5	2	3:21.922	32.107	<b>1:17.498</b>	1:32.317	314.5	27:12.613
	6	2	4:25.510	1:30.830	1:20.404	1:34.276	330.8		27:37.213	6	2	3:22.016	31.672	1:17.668	1:32.676	312.7	30:34.629
	7	2	3:26.196	33.307	1:18.440	1:34.449	319.1		31:03.409	7	2	3:25.196	31.809	1:19.264	1:34.123	316.3	33:59.825
	8	2	3:27.291	32.882	1:19.514	1:34.895	322.0		34:30.700	8	2	3:26.162	32.616	1:19.181	1:34.365	325.8	37:25.987
	9	2	3:32.056	32.592	1:22.664	1:36.800	281.0		38:02.756	9	2	3:31.792	31.651	1:27.777	1:32.364	301.3	40:57.779
	10	2	3:41.515	32.573	1:34.316	1:34.626	153.9		41:44.271	10	2	7:16.902 B	32.173	2:15.884	4:28.845	209.2	48:14.681
	11	2	9:22.405 B	32.713	3:16.803	5:32.889	184.0		51:06.676	11	2	13:48.758	...	1:20.846	1:35.001	327.8	1:02:03.438
	12	1	9:35.652	6:38.611	1:21.274	1:35.767	310.9		1:00:42.327	12	2	3:20.932	31.818	1:17.505	1:31.609	317.2	1:05:24.370
	13	1	3:28.490	33.438	1:19.949	1:35.103	326.8		1:04:10.817	13	2	3:24.563	33.364	1:17.975	1:33.224	325.8	1:08:48.933
	14	1	3:25.418	32.751	1:18.749	1:33.918	322.9		1:07:36.235	14	2	3:37.050 B	32.648	1:20.141	1:44.261	269.8	1:12:25.983
	15	1	<b>3:25.233</b>	32.793	1:18.633	<b>1:33.807</b>	322.9		1:11:01.468	15	1	9:22.541	6:29.459	1:19.723	1:33.359	310.9	1:21:48.524
	16	1	3:34.478 B	33.195	<b>1:18.305</b>	1:42.978	333.9		1:14:35.946	16	1	3:24.168	31.916	1:18.418	1:33.834	319.1	1:25:12.692
	17	1	6:40.740	3:44.938	1:18.776	1:37.026	328.8		1:21:16.686	17	1	3:25.297	32.113	1:18.713	1:34.471	324.9	1:28:37.989
	18	1	3:29.384	32.750	1:20.603	1:36.031	330.8		1:24:46.070	18	1	5:35.063 B	31.806	1:19.288	3:43.969	302.2	1:34:13.052
	19	1	3:27.586	32.948	1:18.980	1:35.658	325.8		1:28:13.656								
20	1	4:30.699 B	32.858	1:19.929	2:37.912	320.1	1:32:44.355										
<b>2</b>	<b>Toyota Racing</b> 1. Alexander WURZ 3. Mike CONWAY Toyota TS 040 - Hybrid LMP1 - H 2. Stéphane SARRAZIN							<b>8</b>	<b>Audi Sport Team Joest</b> 1. Lucas DI GRASSI 3. Oliver JARVIS Audi R18 e-tron quattro LMP1 - H 2. Loïc DUVAL								
	1	3	5:09.492 B	2:00.700	1:22.200	1:46.592	290.0		5:09.492	1	1	4:35.586 B	1:21.514	1:26.620	1:47.452	272.5	4:35.586
	2	3	9:20.793	6:24.778	1:19.780	1:36.235	331.8		14:30.285	2	1	10:17.022	7:20.917	1:20.266	1:35.839	325.8	14:52.608
	3	3	3:27.181	33.293	1:19.207	1:34.681	322.9		17:57.466	3	1	3:22.861	32.167	1:17.782	1:32.912	329.8	18:15.469
	4	3	<b>3:26.380</b>	33.101	1:18.968	<b>1:34.311</b>	320.1		21:23.846	4	1	3:24.878	33.429	1:17.966	1:33.483	324.9	21:40.347
	5	3	3:27.464	33.577	1:19.101	1:34.786	322.9		24:51.310	5	1	3:24.697	32.498	1:18.354	1:33.845	315.4	25:05.044
	6	3	3:27.411	33.055	1:18.964	1:35.392	325.8		28:18.721	6	1	3:26.828	32.289	1:17.780	1:36.759	312.7	28:31.872
	7	3	3:37.642 B	34.724	1:19.397	1:43.521	324.9		31:56.363	7	1	3:24.968	33.150	1:18.276	1:33.542	310.9	31:56.840
	8	3	29:23.481	...	1:20.518	1:36.373	334.9		1:01:19.843	8	1	3:22.976	32.207	1:18.474	1:32.295	310.0	35:19.816
	9	3	3:28.503	33.653	1:20.385	1:34.465	327.8		1:04:48.346	9	1	3:49.148 B	32.006	1:35.784	1:41.358	113.6	39:08.964
	10	3	3:39.408 B	<b>32.799</b>	1:21.252	1:45.357	294.0		1:08:27.754	10	1	20:25.333	...	1:21.558	1:38.887	331.8	59:34.296
	11	1	11:11.091	8:16.144	1:20.349	1:34.598	313.6		1:19:38.845	11	1	<b>3:21.681</b>	31.841	1:17.695	<b>1:32.145</b>	321.0	1:02:55.977
	12	1	3:28.404	33.074	1:19.480	1:35.850	326.8		1:23:07.249	12	1	3:29.469 B	<b>31.664</b>	<b>1:17.088</b>	1:40.717	322.0	1:06:25.446
	13	1	3:31.724	34.118	1:20.480	1:37.126	321.0		1:26:38.973	13	3	4:29.485	1:35.585	1:18.578	1:35.322	333.9	1:10:54.931
	14	1	3:26.555	32.820	<b>1:18.647</b>	1:35.088	323.9		1:30:05.528	14	3	3:23.052	32.824	1:17.513	1:32.715	321.0	1:14:17.983
15	1	8:39.031 B	32.897	3:09.161	4:56.973	322.9	1:38:44.559	15	3	3:24.882	32.115	1:20.228	1:32.539	326.8	1:17:42.865		
<b>4</b>	<b>Team Bykolles</b> 1. Simon TRUMMER 3. Tiago MONTEIRO CLM P1/01 - AER LMP1 2. Pierre KAFFER							<b>9</b>	<b>Audi Sport Team Joest</b> 1. Filipe ALBUQUERQUE 3. René RAST Audi R18 e-tron quattro LMP1 - H 2. Marco BONANOMI								
	1	2	6:23.399	2:29.186	1:55.738	1:58.475	228.2		6:23.399	1	3	5:17.854 B	1:42.442	1:35.787	1:59.625	233.7	5:17.854
	2	2	4:08.758 B	38.995	1:28.316	2:01.447	285.4		10:32.157	2	3	25:05.411	...	1:20.026	1:34.389	324.9	30:23.265
	3	2	12:09.276	8:58.273	1:27.205	1:43.798	307.3		22:41.433	3	3	3:23.995	32.546	1:18.228	1:33.221	313.6	33:47.260
	4	2	3:42.419	34.925	1:25.231	1:42.263	307.3		26:23.852	4	3	3:33.831 B	31.901	1:19.894	1:42.036	264.5	37:21.091
	5	2	3:40.209	34.218	1:24.316	1:41.675	308.2		30:04.061	5	3	28:13.378	...	1:20.602	1:33.839	310.0	1:05:34.468
	6	2	3:53.264 B	34.588	1:24.744	1:53.932	308.2		33:57.325	6	3	3:25.849	31.847	1:19.396	1:34.606	321.0	1:09:00.317
	7	2	29:21.147	...	1:27.261	1:46.987	305.6		1:03:18.471	7	3	<b>3:22.494</b>	31.890	1:17.946	1:32.658	322.9	1:12:22.811
	8	2	3:37.519	<b>33.725</b>	<b>1:23.283</b>	1:40.511	311.8		1:06:55.990	8	3	3:34.241 B	31.859	<b>1:17.372</b>	1:45.010	317.2	1:15:57.052
	9	2	3:37.576	33.743	1:23.517	1:40.316	317.2		1:10:33.566	9	1	5:43.834	2:53.207	1:18.426	<b>1:32.201</b>	337.0	1:21:40.886
	10	2	<b>3:36.825</b>	33.937	1:23.687	<b>1:39.201</b>	310.9		1:14:10.391	10	1	3:23.252	<b>31.815</b>	1:17.680	1:33.757	330.8	1:25:04.138
11	2	4:31.116 B	40.745	1:46.066	2:04.305	216.4	1:18:41.507										



## FIA WEC 83<sup>e</sup> Edition des 24 Heures du Mans Qualifying Practice 2

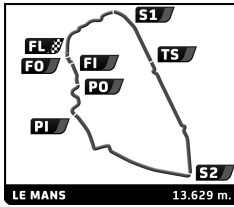
### Sector Analysis



■ Personal Best ■ Session Best B Crossing the finish line in pit lane

Lap	D	Time	Sector 1	Sector 2	Sector 3	T. Spd	Elapsed	Lap	D	Time	Sector 1	Sector 2	Sector 3	T. Spd	Elapsed
11	1	3:24.774	32.678	1:18.944	1:33.152	320.1	1:28:28.912	2	3	<b>3:18.862</b>	<b>31.771</b>	<b>1:15.992</b>	<b>1:31.099</b>	330.8	7:07.800
12	1	5:11.880B	32.464	1:19.193	3:20.223	322.9	1:33:40.792	3	3	3:27.869	34.571	1:18.455	1:34.843	329.8	10:35.669
<b>12</b> Rebellion Racing Rebellion R-One - AER LMP1 1.Nicolas PROST 3.Mathias BECHE 2.Nick HEIDFELD								4 3 3:29.302B 31.813 1:16.740 1:40.749 330.8 14:04.971							
1	2	12:48.193B	9:28.734	1:28.546	1:50.913	233.7	12:48.193	5	2	14:11.613	...	1:19.589	1:34.195	323.9	28:16.584
2	2	13:17.451	...	1:21.991	1:38.005	323.9	26:05.644	6	2	3:24.694	33.741	1:17.790	1:33.163	327.8	31:41.278
3	2	3:35.472	34.512	1:20.340	1:40.620	332.9	29:41.116	7	2	3:23.232	32.726	1:17.268	1:33.238	324.9	35:04.510
4	2	<b>3:28.745</b>	<b>32.663</b>	<b>1:19.789</b>	<b>1:36.293</b>	332.9	33:09.861	8	2	3:44.088	33.158	1:37.721	1:33.209	77.0	38:48.598
5	2	3:50.657B	34.032	1:24.832	1:51.793	306.5	37:00.518	9	2	3:39.049	32.539	1:30.115	1:36.395	207.2	42:27.647
6	2	24:33.871	...	1:22.350	1:40.773	326.8	1:01:34.388	10	2	9:59.755B	1:04.560	4:21.290	4:33.905	78.6	52:27.402
7	2	3:35.350	33.993	1:20.253	1:41.104	336.0	1:05:09.738	11	2	8:45.407	5:49.547	1:20.889	1:34.971	271.1	1:01:12.808
8	2	3:42.538B	33.480	1:23.294	1:45.764	293.2	1:08:52.276	12	2	3:26.143	32.642	1:17.213	1:36.288	325.8	1:04:38.951
9	1	13:53.644	...	1:22.570	1:40.635	329.8	1:22:45.920	13	2	3:22.976	32.359	1:17.475	1:33.142	331.8	1:08:01.927
10	1	3:34.017	33.428	1:21.130	1:39.459	333.9	1:26:19.937	14	2	3:20.818	32.188	1:16.641	1:31.989	330.8	1:11:22.745
11	1	3:32.067	33.763	1:20.609	1:37.695	336.0	1:29:52.004	15	2	3:22.362	32.463	1:16.801	1:33.098	329.8	1:14:45.107
12	1	8:19.540B	36.290	2:59.333	4:43.917	336.0	1:38:11.544	16	2	3:22.206	33.335	1:16.726	1:32.145	330.8	1:18:07.313
<b>13</b> Rebellion Racing Rebellion R-One - AER LMP1 1.Alexandre IMPERATORI 3.Daniel ABT 2.Dominik KRAIHAMER								17 2 3:29.842B 32.668 1:16.889 1:40.285 329.8 1:21:37.155							
1	2	15:22.066B	...	1:22.199	1:47.208	325.8	15:22.066	18	3	4:55.846	2:02.073	1:18.723	1:35.050	326.8	1:26:33.001
2	2	13:50.997	...	<b>1:21.541</b>	<b>1:37.966</b>	327.8	29:13.063	19	3	3:23.193	32.386	1:17.779	1:33.028	330.8	1:29:56.194
3	2	<b>3:38.044</b>	33.435	1:23.072	1:41.537	333.9	32:51.107	20	3	8:06.893B	32.570	2:47.611	4:46.712	328.8	1:38:03.087
<b>17</b> Porsche Team Porsche 919 Hybrid LMP1 - H 1.Timo BERNHARD 3.Brendon HARTLEY 2.Mark WEBBER								<b>21</b> Nissan Motorsports Nissan GT-R LM Nismo LMP1 - H 1.Tsugio MATSUDA 3.Lucas ORDOÑEZ 2.Mark SHULZHITSKIY							
1	1	24:56.835B	...	1:18.239	1:39.557	322.0	24:56.835	1	1	8:43.179	5:35.835	1:24.649	1:42.695	294.0	8:43.179
2	1	12:05.841	9:06.637	1:26.367	1:32.837	267.1	37:02.676	2	1	3:41.593	35.431	<b>1:22.593</b>	1:43.569	316.3	12:24.772
3	1	3:33.039	31.972	1:28.893	1:32.174	194.6	40:35.715	3	1	3:43.323	35.559	1:23.272	1:44.492	320.1	16:08.095
4	1	6:52.566B	32.326	1:39.673	4:40.567	158.6	47:28.281	4	1	3:58.927B	36.347	1:27.105	1:55.475	273.2	20:07.022
5	1	12:23.544	9:31.502	1:18.857	1:33.185	326.8	59:51.824	5	1	27:20.084B	...	1:49.624	4:40.336	80.0	47:27.106
6	1	<b>3:20.980</b>	32.097	<b>1:16.918</b>	<b>1:31.965</b>	330.8	1:03:12.804	6	3	18:56.769	...	1:27.862	1:47.181	273.9	1:06:23.874
7	1	3:57.523B	<b>31.970</b>	1:23.584	2:01.969	319.1	1:07:10.327	7	3	3:42.731	35.766	1:23.850	1:43.115	299.7	1:10:06.605
<b>18</b> Porsche Team Porsche 919 Hybrid LMP1 - H 1.Romain DUMAS 3.Marc LIEB 2.Neel JANI								8 3 3:42.716 36.070 1:23.082 1:43.564 311.8 1:13:49.321							
1	2	5:01.945B	1:48.927	1:26.740	1:46.278	293.2	5:01.945	9	3	<b>3:39.992</b>	<b>35.307</b>	<b>1:22.705</b>	<b>1:41.980</b>	319.1	1:17:29.313
2	2	7:37.516	4:38.925	1:18.963	1:39.628	317.2	12:39.461	10	3	3:43.836	35.704	1:22.891	1:45.241	319.1	1:21:13.149
3	2	3:23.056	32.289	1:17.489	1:33.278	321.0	16:02.517	11	3	3:46.887	35.569	1:26.434	1:44.884	267.8	1:25:00.036
4	2	3:36.766B	32.551	1:18.997	1:45.218	325.8	19:39.283	12	3	5:39.966B	37.148	2:15.027	2:47.791	319.1	1:30:40.002
5	2	21:33.078	...	1:35.865	1:35.682	146.2	41:12.361	<b>22</b> Nissan Motorsports Nissan GT-R LM Nismo LMP1 - H 1.Harry TINCKNELL 3.Alex BUNCOMBE 2.Michael KRUMM							
6	2	7:54.902B	<b>31.870</b>	2:46.572	4:36.460	266.5	49:07.263	1	3	8:49.036	5:38.728	1:25.715	1:44.593	281.7	8:49.036
7	2	11:09.083	8:08.397	1:21.542	1:39.144	309.1	1:00:16.345	2	3	3:43.402	36.209	1:23.111	1:44.082	308.2	12:32.438
8	2	3:21.398	32.179	1:17.125	<b>1:32.094</b>	325.8	1:03:37.743	3	3	3:43.649	35.989	1:23.377	1:44.283	310.9	16:16.087
9	2	<b>3:20.974</b>	31.990	<b>1:16.631</b>	1:32.353	329.8	1:06:58.717	4	3	3:47.749	35.860	1:23.444	1:48.445	312.7	20:03.836
10	2	3:38.457B	32.643	1:18.764	1:47.050	323.9	1:10:37.174	5	3	3:45.197	36.010	1:25.101	1:44.086	313.6	23:49.033
11	3	7:22.477	4:29.310	1:18.684	1:34.483	326.8	1:17:59.651	6	3	3:44.341	35.934	1:23.246	1:45.161	315.4	27:33.374
12	3	3:22.192	32.209	1:17.451	1:32.532	326.8	1:21:21.843	7	3	3:42.647	36.115	1:23.491	<b>1:43.041</b>	313.6	31:16.021
13	3	3:23.662	32.522	1:17.863	1:33.277	330.8	1:24:45.505	8	3	3:43.040	<b>35.762</b>	1:23.699	1:43.579	305.6	34:59.061
14	3	3:22.837	32.856	1:17.705	1:32.276	328.8	1:28:08.342	9	3	4:09.348B	37.098	1:41.460	1:50.790	88.5	39:08.409
15	3	4:18.275B	32.120	1:17.740	2:28.415	331.8	1:32:26.617	10	3	21:44.196	...	1:24.920	1:50.581	304.7	1:00:52.604
<b>19</b> Porsche Team Porsche 919 Hybrid LMP1 - H 1.Nico HÜLKENBERG 3.Nick TANDY 2.Earl BAMBER								11 3 3:46.886 36.117 1:23.737 1:47.032 313.6 1:04:39.490							
1	3	3:48.938	52.482	1:20.806	1:35.650	322.9	3:48.938	12	3	3:44.301	36.974	1:23.536	1:43.791	321.0	1:08:23.791
								13 3 <b>3:42.230</b> 35.789 <b>1:22.591</b> 1:43.850 319.1 1:12:06.021							
								14 3 3:56.670B 37.559 1:25.205 1:53.906 303.0 1:16:02.691							
								15 2 5:35.062 2:21.588 1:26.365 1:47.109 294.8 1:21:37.753							
								16 2 3:48.921 37.663 1:24.894 1:46.364 318.2 1:25:26.674							
								17 2 3:56.660B 37.130 1:25.118 1:54.412 313.6 1:29:23.334							





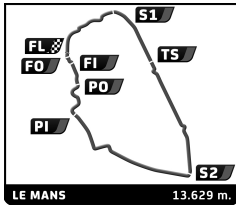
## FIA WEC 83<sup>e</sup> Edition des 24 Heures du Mans Qualifying Practice 2

### Sector Analysis



■ Personal Best   ■ Session Best   ■ Crossing the finish line in pit lane

Lap	D	Time	Sector 1	Sector 2	Sector 3	T. Spd	Elapsed	Lap	D	Time	Sector 1	Sector 2	Sector 3	T. Spd	Elapsed
<b>35</b> <b>Oak Racing</b> Ligier JS P2 - Nissan LMP2															
1. Jacques NICOLET			3. Erik MARIS												
2. Jean-Marc MERLIN															
1	1	5:55.332 B	2:14.325	1:38.235	2:02.772	220.3	5:55.332								
2	1	14:10.986	...	1:34.356	1:56.638	285.4	20:06.318								
3	1	4:03.020	38.743	1:33.268	1:51.009	285.4	24:09.338								
4	1	4:00.211	37.447	1:31.869	1:50.895	290.0	28:09.549								
5	1	3:59.244	37.946	1:30.953	1:50.345	290.8	32:08.793								
6	1	4:12.687 B	37.820	1:31.378	2:03.489	287.7	36:21.480								
<b>36</b> <b>Signatech Alpine</b> Alpine A450b - Nissan LMP2															
1. Nelson PANCIATICI			3. Vincent CAPILLAIRE												
2. Paul Loup CHATIN															
1	1	3:55.825	42.270	1:29.821	1:43.734	284.7	3:55.825								
2	1	3:41.477	34.536	1:25.563	1:41.378	298.0	7:37.302								
3	1	3:50.516	37.541	1:27.811	1:45.164	298.8	11:27.818								
4	1	4:01.657 B	36.908	1:29.036	1:55.713	296.4	15:29.475								
5	3	6:52.560	3:38.865	1:28.524	1:45.171	298.0	22:22.035								
6	3	3:48.189	36.121	1:28.537	1:43.531	295.6	26:10.224								
7	3	3:47.669	35.324	1:26.702	1:45.643	298.8	29:57.893								
8	3	3:47.194	35.425	1:27.889	1:43.880	299.7	33:45.087								
9	3	3:51.117	35.898	1:29.685	1:45.534	278.8	37:36.204								
10	3	4:00.921	35.693	1:39.648	1:45.580	174.5	41:37.125								
11	3	8:34.393 B	35.292	3:20.828	4:38.273	179.4	50:11.518								
12	2	10:32.588	7:19.401	1:29.047	1:44.140	294.8	1:00:44.105								
13	2	3:47.012	36.465	1:26.648	1:43.899	301.3	1:04:31.117								
14	2	3:44.358	35.141	1:26.052	1:43.165	302.2	1:08:15.475								
15	2	3:43.399	34.801	1:26.029	1:42.569	298.8	1:11:58.874								
16	2	3:43.768	34.826	1:26.682	1:42.260	303.9	1:15:42.642								
17	2	3:42.827	34.820	1:25.585	1:42.422	300.5	1:19:25.469								
18	2	3:55.922	34.880	1:25.499	1:55.543	302.2	1:23:21.391								
19	2	3:56.787 B	36.057	1:27.332	1:53.398	301.3	1:27:18.178								
20	3	8:16.739 B	2:06.997	1:27.827	4:41.915	299.7	1:35:34.917								
<b>37</b> <b>SMP Racing</b> BR01 - Nissan LMP2															
1. Mikhail ALESHIN			3. Anton LADYGIN												
2. Kirill LADYGIN															
1	3	1:08:27.258 B	...	1:32.858	1:58.385	290.8	1:08:27.257								
2	3	9:39.598	6:18.927	1:31.966	1:48.705	291.6	1:18:06.855								
3	3	3:57.030	37.667	1:29.745	1:49.618	298.8	1:22:03.885								
4	3	3:54.667	37.028	1:29.931	1:47.708	295.6	1:25:58.552								
5	3	3:52.383	36.611	1:29.089	1:46.683	297.2	1:29:50.935								
6	3	8:50.186 B	37.043	3:17.466	4:55.677	302.2	1:38:41.121								
<b>38</b> <b>JOTA Sport</b> Gibson 015S - Nissan LMP2															
1. Simon DOLAN			3. Oliver TURVEY												
2. Mitch EVANS															
1	1	5:34.064 B	1:59.628	1:36.236	1:58.200	274.6	5:34.064								
2	1	10:40.235	7:23.566	1:29.716	1:46.953	287.7	16:14.299								
3	1	4:00.634 B	35.438	1:29.256	1:55.940	290.8	20:14.933								
4	1	14:36.102	...	1:29.054	1:45.308	291.6	34:51.035								
5	1	4:13.856 B	35.714	1:45.159	1:52.983	138.3	39:04.891								
6	1	22:06.844	...	1:28.538	1:45.921	293.2	1:01:11.734								
7	1	3:49.064	37.540	1:27.858	1:43.666	276.7	1:05:00.798								
8	1	3:47.794	35.693	1:28.394	1:43.707	294.0	1:08:48.592								
9	1	3:50.454	35.783	1:29.623	1:45.048	300.5	1:12:39.046								
10	1	3:45.770	35.129	1:26.930	1:43.711	295.6	1:16:24.816								
11	1	3:46.477	35.177	1:27.035	1:44.265	296.4	1:20:11.293								
12	1	3:54.209 B	34.989	1:26.512	1:52.708	299.7	1:24:05.502								
13	2	6:28.147	3:14.728	1:28.937	1:44.482	293.2	1:30:33.649								
14	2	9:38.723 B	36.287	4:23.302	4:39.134	76.7	1:40:12.372								
<b>40</b> <b>Krohn Racing</b> Ligier JS P2 - Judd LMP2															
1. Tracy KROHN			3. João BARBOSA												
2. Nick JONSSON															
1	1	6:01.057	2:30.551	1:33.614	1:56.892	285.4	6:01.057								
2	1	4:08.516	38.857	1:37.850	1:51.809	289.3	10:09.573								
3	1	4:00.144	37.840	1:30.757	1:51.547	293.2	14:09.717								
4	1	3:58.891	37.472	1:29.945	1:51.474	295.6	18:08.608								
5	1	3:57.238	37.500	1:30.126	1:49.612	296.4	22:05.846								
6	1	3:57.549	37.501	1:29.985	1:50.063	294.0	26:03.395								
7	1	3:57.562	37.797	1:30.189	1:49.576	295.6	30:00.957								
8	1	3:59.173	37.059	1:29.783	1:52.331	298.0	34:00.130								
9	1	4:06.880 B	37.328	1:33.611	1:55.941	237.8	38:07.010								
10	3	12:48.153 B	4:15.107	3:51.266	4:41.780	77.6	50:55.163								
11	3	10:40.200	7:15.746	1:33.532	1:50.922	278.8	1:01:35.362								
12	3	3:51.896	36.573	1:29.580	1:45.743	298.0	1:05:27.258								
13	3	3:53.023	36.335	1:29.520	1:47.168	302.2	1:09:20.281								
14	3	3:54.680 B	35.358	1:27.439	1:51.883	301.3	1:13:14.961								
15	3	5:36.650	2:24.276	1:27.829	1:44.545	299.7	1:18:51.611								
16	3	3:47.797	35.208	1:27.738	1:44.851	302.2	1:22:39.408								
17	3	3:44.854	35.080	1:26.789	1:42.985	299.7	1:26:24.262								
18	3	3:45.485	34.955	1:26.248	1:44.282	300.5	1:30:09.747								
19	3	8:54.956 B	35.260	3:39.237	4:40.459	79.2	1:39:04.703								
<b>41</b> <b>Greaves Motorsport</b> Gibson 015S - Nissan LMP2															
1. Gary HIRSCH			3. Jon LANCASTER												
2. Gaëtan PALETOU															
1	1	12:19.607 B	8:48.556	1:33.895	1:57.156	247.6	12:19.607								
2	1	6:26.128	3:09.064	1:29.916	1:47.148	290.0	18:45.735								
3	1	3:52.359	36.234	1:29.316	1:46.809	266.5	22:38.094								
4	1	3:49.309	35.738	1:28.189	1:45.382	290.8	26:27.403								
5	1	3:53.123	37.190	1:29.995	1:45.938	287.7	30:20.526								
6	1	3:56.872 B	35.533	1:28.781	1:52.558	291.6	34:17.398								
7	1	8:07.935	4:34.075	1:46.231	1:47.629	223.5	42:25.333								
8	1	9:51.162 B	48.939	4:24.313	4:37.910	79.5	52:16.495								
9	1	7:57.583	4:37.892	1:31.139	1:48.552	286.2	1:00:14.077								
10	1	3:47.057	35.816	1:27.912	1:43.329	290.8	1:04:01.134								
11	1	3:44.603	35.062	1:27.252	1:42.289	290.8	1:07:45.737								
12	1	3:44.123	34.690	1:26.795	1:42.638	293.2	1:11:29.860								
13	1	3:46.143	34.759	1:27.343	1:44.041	290.8	1:15:16.003								
14	1	3:47.344	34.722	1:26.993	1:45.629	292.4	1:19:03.347								



## FIA WEC 83<sup>e</sup> Edition des 24 Heures du Mans Qualifying Practice 2

### Sector Analysis



■ Personal Best ■ Session Best B Crossing the finish line in pit lane

Lap	D	Time	Sector 1	Sector 2	Sector 3	T. Spd	Elapsed	Lap	D	Time	Sector 1	Sector 2	Sector 3	T. Spd	Elapsed
15	1	3:56.661 B	34.675	1:27.619	1:54.367	295.6	1:23:00.008	3	3	8:29.936	5:18.885	1:28.440	1:42.611	294.8	16:39.193
16	2	6:08.244	2:49.822	1:30.682	1:47.740	291.6	1:29:08.252	4	3	3:42.666	34.721	1:25.885	1:42.060	298.8	20:21.859
17	2	7:07.056 B	36.099	1:48.835	4:42.122	290.0	1:36:15.308	5	3	3:45.431	35.014	1:25.712	1:44.705	303.0	24:07.290

42		Strakka Racing		Dome S103 - Nissan			
		1.Nick LEVENTIS		LMP2			
		2.Danny WATTS		3.Jonny KANE			
1	2	4:09.464	52.050	1:31.841	1:45.573	279.5	4:09.464
2	2	3:45.423	35.074	1:28.160	1:42.189	287.7	7:54.887
3	2	3:45.237	34.888	1:27.818	1:42.531	291.6	11:40.124
4	2	3:44.704	34.938	1:27.657	1:42.109	290.8	15:24.828
5	2	3:58.364 B	35.019	1:30.573	1:52.772	292.4	19:23.192
6	2	18:19.472 B	...	1:31.873	1:54.889	224.0	37:42.664
7	2	23:49.069	...	1:31.327	1:46.998	282.5	1:01:31.732
8	2	4:08.376 B	35.257	1:28.134	2:04.985	294.0	1:05:40.108
9	1	11:25.783	7:59.625	1:33.231	1:52.927	282.5	1:17:05.891
10	1	3:55.963	37.206	1:30.477	1:48.280	287.7	1:21:01.854
11	1	3:57.266	37.302	1:31.048	1:48.916	290.0	1:24:59.120
12	1	3:55.350	37.347	1:29.944	1:48.059	294.0	1:28:54.470
13	1	6:43.479 B	36.615	1:29.249	4:37.615	293.2	1:35:37.949

46		Thiriet By Tds Racing		Oreca 05 - Nissan			
		1.Pierre THIRIET		LMP2			
		2.Ludovic BADEY		3.Tristan GOMMENDY			
1	3	4:27.115	1:14.270	1:29.743	1:43.102	277.4	4:27.115
2	3	3:40.441	34.350	1:25.416	1:40.675	302.2	8:07.556
3	3	3:42.729	34.690	1:26.860	1:41.179	303.9	11:50.285
4	3	3:43.374	35.408	1:25.865	1:42.101	303.0	15:33.659
5	3	3:52.749 B	34.488	1:25.034	1:53.227	305.6	19:26.408
6	2	5:45.410	2:36.142	1:26.471	1:42.797	303.0	25:11.818
7	2	3:43.988	35.026	1:26.044	1:42.918	301.3	28:55.806
8	2	3:45.046	36.014	1:26.617	1:42.415	304.7	32:40.852
9	2	3:53.037 B	35.820	1:26.187	1:51.030	308.2	36:33.889
10	2	10:51.920 B	4:20.211	1:40.112	4:51.597	163.7	47:25.809
11	1	13:46.400	...	1:28.492	1:45.019	295.6	1:01:12.208
12	1	3:46.316	36.813	1:27.018	1:42.485	303.9	1:04:58.524
13	1	3:46.307	35.654	1:26.281	1:44.372	300.5	1:08:44.831
14	1	3:45.764	35.673	1:27.414	1:42.677	273.9	1:12:30.595
15	1	3:45.955	35.444	1:26.902	1:43.609	302.2	1:16:16.550
16	1	3:44.353	35.410	1:25.630	1:43.313	300.5	1:20:00.903
17	1	3:44.892	35.367	1:26.251	1:43.274	305.6	1:23:45.795
18	1	3:53.500 B	35.922	1:27.249	1:50.329	307.3	1:27:39.295

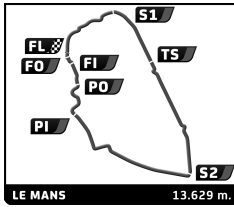
47		KCMG		Oreca 05 - Nissan			
		1.Matthew HOWSON		LMP2			
		2.Richard BRADLEY		3.Nicolas LAPIERRE			
1	1	4:02.385	44.878	1:27.845	1:49.662	293.2	4:02.385
2	1	3:40.624	34.381	1:25.718	1:40.525	299.7	7:43.009
3	1	3:49.184	34.886	1:27.913	1:46.385	300.5	11:32.193
4	1	3:52.819 B	34.535	1:26.134	1:52.150	301.3	15:25.012
5	1	11:56.246	8:47.046	1:26.928	1:42.272	298.0	27:21.258
6	1	3:43.517	34.932	1:26.580	1:42.005	297.2	31:04.775
7	1	3:44.276	35.953	1:26.284	1:42.039	298.0	34:49.051

48		Murphy Prototypes		Oreca 03R - Nissan			
		1.Karun CHANDHOK		LMP2			
		2.Mark PATTERSON		3.Nathanaël BERTHON			
1	3	4:15.323	1:02.054	1:28.039	1:45.230	294.0	4:15.323
2	3	3:53.934 B	35.243	1:26.852	1:51.839	298.8	8:09.257

Lap	D	Time	Sector 1	Sector 2	Sector 3	T. Spd	Elapsed	Lap	D	Time	Sector 1	Sector 2	Sector 3	T. Spd	Elapsed
3	3	8:29.936	5:18.885	1:28.440	1:42.611	294.8	16:39.193	7	3	3:42.418	34.703	1:25.691	1:42.024	298.8	31:31.535
4	3	3:42.666	34.721	1:25.885	1:42.060	298.8	20:21.859	8	3	3:55.115 B	36.110	1:27.868	1:51.137	298.8	35:26.650
5	3	3:45.431	35.014	1:25.712	1:44.705	303.0	24:07.290	9	2	12:59.663 B	5:55.228	2:25.248	4:39.187	114.5	48:26.313
6	3	3:41.827	34.834	1:25.542	1:41.451	302.2	27:49.117	10	2	12:16.026	8:55.311	1:31.805	1:48.910	291.6	1:00:42.338
7	3	3:42.418	34.703	1:25.691	1:42.024	298.8	31:31.535	11	2	3:56.112	37.935	1:28.563	1:49.614	286.9	1:04:38.450
8	3	3:55.115 B	36.110	1:27.868	1:51.137	298.8	35:26.650	12	2	3:53.829	37.542	1:28.583	1:47.704	300.5	1:08:32.279
9	2	12:59.663 B	5:55.228	2:25.248	4:39.187	114.5	48:26.313	13	2	3:52.654	37.069	1:28.249	1:47.336	296.4	1:12:24.933
10	2	12:16.026	8:55.311	1:31.805	1:48.910	291.6	1:00:42.338	14	2	3:51.339	36.791	1:28.043	1:46.505	298.8	1:16:16.272
11	2	3:56.112	37.935	1:28.563	1:49.614	286.9	1:04:38.450	15	2	3:50.858	37.097	1:27.350	1:46.411	300.5	1:20:07.130
12	2	3:53.829	37.542	1:28.583	1:47.704	300.5	1:08:32.279	16	2	3:48.558	36.337	1:27.020	1:45.201	303.9	1:23:55.688
13	2	3:52.654	37.069	1:28.249	1:47.336	296.4	1:12:24.933	17	2	3:49.388	36.161	1:27.356	1:45.871	300.5	1:27:45.076
14	2	3:51.339	36.791	1:28.043	1:46.505	298.8	1:16:16.272	18	2	4:28.273 B	37.421	1:27.824	2:23.028	280.3	1:32:13.349
15	2	3:50.858	37.097	1:27.350	1:46.411	300.5	1:20:07.130								
16	2	3:48.558	36.337	1:27.020	1:45.201	303.9	1:23:55.688								
17	2	3:49.388	36.161	1:27.356	1:45.871	300.5	1:27:45.076								
18	2	4:28.273 B	37.421	1:27.824	2:23.028	280.3	1:32:13.349								

50		Larbre Competition		Chevrolet Corvette C7R			
		1.Gianluca RODA		LMGTE Am			
		2.Paolo RUBERTI		3.Kristian POULSEN			
1	2	8:45.289 B	3:28.454	2:32.023	2:44.812	141.8	8:45.289
2	2	7:36.289	3:53.151	1:40.325	2:02.813	263.2	16:21.578
3	2	4:32.827 B	40.668	1:38.687	2:13.472	271.1	20:54.405
4	2	7:12.877	3:42.630	1:34.212	1:56.035	284.7	28:07.282
5	2	4:21.882	54.305	1:34.177	1:53.400	286.2	32:29.164
6	2	4:14.046 B	38.177	1:33.575	2:02.294	286.2	36:43.210
7	2	26:02.237	...	1:34.191	1:53.057	282.5	1:02:45.446
8	2	4:02.871	38.107	1:33.311	1:51.453	287.7	1:06:48.317
9	2	4:04.219	37.912	1:32.728	1:53.579	289.3	1:10:52.536
10	2	4:09.846 B	38.170	1:33.011	1:58.665	286.2	1:15:02.382
11	1	6:22.638	2:50.174	1:36.733	1:55.731	236.7	1:21:25.020
12	1	4:08.377	38.976	1:34.915	1:54.486	285.4	1:25:33.397
13	1	4:07.587	38.714	1:34.649	1:54.224	283.9	1:29:40.984
14	1	7:29.201 B	38.483	2:04.461	4:46.257	283.9	1:37:10.185

51		AF Corse		Ferrari 458 Italia			
		1.Gianmaria BRUNI		LMGTE Pro			
		2.Toni VILANDER		3.Giancarlo FISICHELLA			
1	3	6:15.567	2:46.762	1:34.045	1:54.760	285.4	6:15.567
2	3	3:59.490	37.555	1:32.234	1:49.701	290.0	10:15.057
3	3	3:58.255	37.401	1:31.347	1:49.507	293.2	14:13.312
4	3	4:14.457 B	40.012	1:36.496	1:57.949	248.1	18:27.769
5	3	5:23.885	1:59.082	1:33.255	1:51.548	287.7	23:51.654
6	3	4:02.667	38.002	1:32.662	1:52.003	286.9	27:54.321
7	3	4:00.059	37.604	1:32.165	1:50.290	288.5	31:54.380
8	3	4:09.764 B	39.806	1:32.394	1:57.564	289.3	36:04.144
9	3	6:13.194	2:37.319	1:44.899	1:50.976	217.7	42:17.338
10	3	9:35.175 B	43.532	4:18.408	4:33.235	79.3	51:52.513
11	2	10:02.152	6:34.774	1:35.565	1:51.813	284.7	1:01:54.664
12	2	4:10.830 B	38.384	1:33.586	1:58.860	289.3	1:06:05.494
13	2	5:19.813	1:57.208	1:32.797	1:49.808	289.3	1:11:25.307
14	2	3:57.503	37.475	1:31.169	1:48.859	291.6	1:15:22.810
15	2	3:58.506	37.498	1:31.672	1:49.336	289.3	1:19:21.316
16	2	4:02.467	37.635	1:31.820	1:53.012	292.4	1:23:23.783
17	2	4:10.635 B	38.677	1:33.384	1:58.574	289.3	1:27:34.418
18	2	9:31.812 B	2:26.822	2:20.301	4:44.689	291.6	1:37:06.230

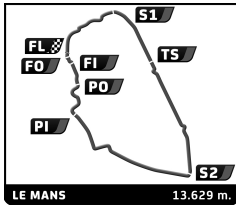


FIA WEC 83<sup>e</sup> Edition des 24 Heures du Mans Qualifying Practice 2

Sector Analysis

Personal Best Session Best B Crossing the finish line in pit lane

Table with columns: Lap, D, Time, Sector 1, Sector 2, Sector 3, T. Spd, Elapsed. Rows include driver names, team names, and lap data for various drivers like Riley Motorsports-Ti Auto, AF Corse, Scuderia Corsa, Corvette Racing - GM, and AF Corse.



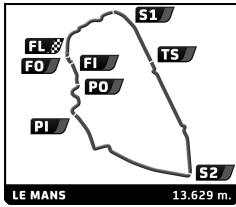
## FIA WEC 83<sup>e</sup> Edition des 24 Heures du Mans Qualifying Practice 2

### Sector Analysis



Personal Best Session Best B Crossing the finish line in pit lane

Lap	D	Time	Sector 1	Sector 2	Sector 3	T. Spd	Elapsed	Lap	D	Time	Sector 1	Sector 2	Sector 3	T. Spd	Elapsed
<b>66</b> <b>JMW Motorsport</b> Ferrari 458 Italia															
1.Abdutaziz AL FAISAL								3.Michael AVENATTI							
2.Jakub GIERMAZIAK								LMGTE Am							
1	1	4:58.467	1:25.722	1:37.630	1:55.115	235.7	4:58.467	13	1	4:29.531	43.989	1:40.650	2:04.892	284.7	1:13:58.136
2	1	4:13.625 <b>B</b>	39.738	1:34.114	1:59.773	286.9	9:12.092	14	1	4:29.223	44.213	1:41.215	2:03.795	276.7	1:18:27.359
3	3	6:34.458	2:52.923	1:40.023	2:01.512	252.8	15:46.550	15	1	4:29.599	43.541	1:39.569	2:06.489	283.9	1:22:56.958
4	3	4:21.487	41.765	1:37.668	2:02.054	289.3	20:08.037	16	1	4:34.842	45.682	1:41.635	2:07.525	281.0	1:27:31.800
5	3	4:18.940	41.658	1:37.682	1:59.600	286.9	24:26.977	17	1	5:28.148 <b>B</b>	44.341	1:40.472	3:03.335	283.2	1:32:59.948
6	3	4:17.882	41.186	1:37.496	1:59.200	286.2	28:44.859								
7	3	4:15.526	40.937	1:36.691	1:57.898	259.4	33:00.385								
8	3	4:14.818	40.836	1:36.389	1:57.593	283.2	37:15.203								
9	3	4:29.665	40.711	1:50.078	1:58.876	143.3	41:44.868								
10	3	10:01.365 <b>B</b>	40.902	4:17.827	5:02.636	74.6	51:46.233								
11	1	8:30.337	4:57.710	1:36.448	1:56.179	286.2	1:00:16.569								
12	1	4:06.548	38.905	1:33.871	1:53.772	287.7	1:04:23.117								
13	1	4:05.143	38.704	1:33.384	1:53.055	289.3	1:08:28.260								
14	1	<b>4:03.881</b>	<b>38.299</b>	<b>1:33.102</b>	<b>1:52.480</b>	287.7	1:12:32.141								
15	1	4:12.389 <b>B</b>	38.991	<b>1:32.640</b>	2:00.758	290.8	1:16:44.530								
16	2	6:17.473	2:47.397	1:35.037	1:55.039	289.3	1:23:02.003								
17	2	4:14.937 <b>B</b>	39.660	1:34.619	2:00.658	288.5	1:27:16.940								
18	2	7:40.841 <b>B</b>	1:47.753	1:35.685	4:17.403	257.6	1:34:57.781								
<b>67</b> <b>Team AAI</b> Porsche 911 GT3 RSR (997)															
1.Jun-San CHEN								3.Xavier MAASSEN							
2.Alex KAPADIA								LMGTE Am							
1	2	5:29.954 <b>B</b>	1:46.411	1:39.235	2:04.308	217.7	5:29.954								
2	2	8:13.449	4:43.551	1:35.771	1:54.127	276.7	13:43.403								
3	2	4:05.999	39.159	1:34.202	1:52.638	285.4	17:49.402								
4	2	4:05.609	38.889	1:33.579	1:53.141	286.9	21:55.011								
5	2	<b>4:05.137</b>	39.017	<b>1:33.393</b>	1:52.727	284.7	26:00.148								
6	2	4:15.869 <b>B</b>	40.549	1:34.083	2:01.237	286.9	30:16.017								
7	2	6:06.367	2:39.850	1:33.796	1:52.721	286.2	36:22.384								
8	2	4:11.763	38.916	1:40.247	<b>1:52.600</b>	222.1	40:34.147								
9	2	7:00.279 <b>B</b>	<b>38.723</b>	2:06.527	4:15.029	205.7	47:34.426								
10	1	14:16.202	...	1:45.169	1:58.055	278.1	1:01:50.627								
11	1	4:20.885	41.986	1:39.272	1:59.627	290.0	1:06:11.512								
12	1	4:14.717	41.056	1:36.268	1:57.393	287.7	1:10:26.229								
13	1	4:14.589	40.875	1:36.385	1:57.329	286.9	1:14:40.818								
14	1	4:29.011	42.029	1:34.892	2:12.090	289.3	1:19:09.829								
15	1	4:17.402	40.655	1:36.268	2:00.479	287.7	1:23:27.231								
16	1	4:15.221	41.959	1:35.448	1:57.814	286.9	1:27:42.452								
17	1	5:57.731 <b>B</b>	44.663	1:41.021	3:32.047	283.9	1:33:40.183								
<b>68</b> <b>Team AAI</b> Porsche 911 RSR															
1.Han-Chen CHEN								3.Mike PARISY							
2.Gilles VANNELET								LMGTE Am							
1	3	4:54.355	1:16.299	1:39.884	1:58.172	273.9	4:54.355								
2	3	4:08.416	39.371	1:35.360	1:53.685	283.2	9:02.771								
3	3	4:06.837	38.548	1:34.225	1:54.064	284.7	13:09.608								
4	3	4:15.142 <b>B</b>	39.853	1:33.890	2:01.399	280.3	17:24.750								
5	3	7:19.864	3:48.538	1:36.490	1:54.836	285.4	24:44.614								
6	3	<b>4:02.789</b>	38.436	<b>1:32.907</b>	<b>1:51.446</b>	289.3	28:47.403								
7	3	4:04.408	38.610	1:33.533	1:52.265	281.0	32:51.811								
8	3	4:15.971 <b>B</b>	<b>38.044</b>	1:33.868	2:04.059	287.7	37:07.782								
9	1	11:41.782 <b>B</b>	4:18.141	2:41.519	4:42.122	177.9	48:49.564								
10	1	11:37.078	7:49.129	1:43.202	2:04.747	278.8	1:00:26.641								
11	1	4:26.080	42.637	1:40.627	2:02.816	255.7	1:04:52.721								
12	1	4:35.884	44.097	1:41.194	2:10.593	285.4	1:09:28.605								
<b>71</b> <b>AF Corse</b> Ferrari 458 Italia															
1.Davide RIGON								3.Olivier BERETTA							
2.James CALADO								LMGTE Pro							
1	1	6:12.486	2:39.694	1:37.863	1:54.929	275.3	6:12.486								
2	1	4:01.456	37.936	1:33.030	1:50.490	286.2	10:13.942								
3	1	4:00.273	37.500	1:32.148	1:50.625	287.7	14:14.215								
4	1	4:08.224 <b>B</b>	37.787	1:32.376	1:58.061	288.5	18:22.439								
5	1	6:16.501	2:54.292	1:32.121	1:50.088	289.3	24:38.940								
6	1	3:59.096	<b>37.163</b>	1:31.887	1:50.046	290.0	28:38.036								
7	1	<b>3:58.398</b>	37.366	1:31.692	<b>1:49.340</b>	290.8	32:36.434								
8	1	4:08.052 <b>B</b>	37.647	1:31.653	1:58.752	289.3	36:44.486								
9	1	25:22.504	...	1:33.503	1:50.794	286.2	1:02:06.989								
10	1	3:58.836	37.251	<b>1:31.347</b>	1:50.238	290.8	1:06:05.825								
11	1	4:06.487 <b>B</b>	37.663	1:31.598	1:57.226	293.2	1:10:12.312								
12	3	5:48.171	2:18.067	1:34.666	1:55.438	288.5	1:16:00.483								
13	3	4:02.207	38.140	1:32.532	1:51.535	289.3	1:20:02.690								
14	3	4:03.499	38.003	1:33.288	1:52.208	292.4	1:24:06.189								
15	3	4:01.458	38.135	1:32.100	1:51.223	290.8	1:28:07.647								
16	3	6:00.650 <b>B</b>	39.164	1:33.007	3:48.479	290.8	1:34:08.297								
<b>72</b> <b>SMP Racing</b> Ferrari 458 Italia															
1.Victor SHAYTAR								3.Aleksey BASOV							
2.Andrea BERTOLINI								LMGTE Am							
1	2	6:47.394	3:14.230	1:41.405	1:51.759	160.7	6:47.394								
2	2	<b>3:58.837</b>	<b>37.300</b>	<b>1:31.523</b>	<b>1:50.014</b>	291.6	10:46.231								
3	2	4:01.193	37.764	1:31.701	1:51.728	291.6	14:47.424								
4	2	4:08.870	40.875	1:35.048	1:52.947	252.2	18:56.294								
5	2	4:10.071 <b>B</b>	38.253	1:32.957	1:58.861	289.3	23:06.365								
6	2	9:33.548	6:08.339	1:33.711	1:51.498	270.4	32:39.913								
7	2	4:11.099 <b>B</b>	38.650	1:32.134	2:00.315	293.2	36:51.012								
8	3	15:23.492 <b>B</b>	6:22.773	4:22.015	4:38.704	79.1	52:14.504								
9	3	10:15.367	6:40.448	1:36.926	1:57.993	284.7	1:02:29.870								
10	3	4:09.101	39.667	1:34.762	1:54.672	290.0	1:06:38.971								
11	3	4:07.471	39.129	1:34.001	1:54.341	289.3	1:10:46.442								
12	3	4:06.996	38.861	1:34.190	1:53.945	290.0	1:14:53.438								
13	3	4:09.611	39.382	1:35.245	1:54.984	288.5	1:19:03.049								
14	3	4:06.846	39.235	1:33.969	1:53.642	290.8	1:23:09.895								
15	3	4:14.657 <b>B</b>	38.951	1:34.137	2:01.569	290.0	1:27:24.552								
16	3	12:40.443 <b>B</b>	3:33.573	4:08.976	4:57.894	79.4	1:40:04.995								
<b>77</b> <b>Dempsey - Proton Racing</b> Porsche 911 RSR															
1.Patrick DEMPSEY								3.Marco SEEFRIED							
2.Patrick LONG								LMGTE Am							
1	1	6:26.740 <b>B</b>	2:39.383	1:40.155	2:07.202	245.3	6:26.740								
2	1	8:35.163	5:02.121	1:36.810	1:56.232	269.1	15:01.903								
3	1	4:11.461	40.326	1:35.849	1:55.286	286.9	19:13.364								
4	1	4:10.892	39.597	1:35.559	1:55.736	286.2	23:24.256								
5	1	4:10.247	39.831	1:35.592	1:54.824	287.7	27:34.503								
6	1	4:08.767	39.229	1:35.104	1:54.434	288.5	31:43.270								
7	1	<b>4:08.157</b>	<b>39.065</b>	<b>1:34.945</b>	<b>1:54.147</b>	288.5	35:51.427								
8	1	4:21.374	39.201	1:47.202	1:54.971	166.2	40:12.801								
9	1	7:16.436 <b>B</b>	39.219	1:56.467	4:40.750	75.4	47:29.237								



## FIA WEC 83<sup>e</sup> Edition des 24 Heures du Mans Qualifying Practice 2

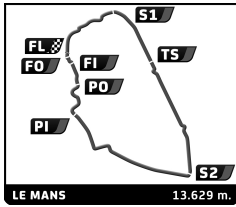
### Sector Analysis



■ Personal Best ■ Session Best ■ Crossing the finish line in pit lane

Lap	D	Time	Sector 1	Sector 2	Sector 3	T. Spd	Elapsed	Lap	D	Time	Sector 1	Sector 2	Sector 3	T. Spd	Elapsed	
<b>83</b>	<b>AF Corse</b> Ferrari 458 Italia LMGTE Am 1. François PERRODO 3. Rui AGUAS 2. Emmanuel COLLARD							7	2	4:04.984	37.662	1:36.794	1:50.528	253.9	37:05.423	
	8	2	4:26.147	B	37.645	1:43.095	2:05.407	250.4	41:31.570							
	9	3	19:39.010	...	1:32.950	1:52.023	289.3	1:01:10.579								
	10	3	4:01.039	38.150	1:31.509	1:51.380	295.6	1:05:11.618								
	11	3	4:01.993	38.082	1:32.013	1:51.898	294.8	1:09:13.611								
	12	3	4:01.144	37.688	1:32.125	1:51.331	290.8	1:13:14.755								
	13	3	4:01.022	37.965	1:31.712	1:51.345	291.6	1:17:15.777								
	14	3	4:09.487	B	38.195	1:32.791	1:58.501	288.5	1:21:25.264							
	15	1	6:53.091	3:28.555	1:32.789	1:51.747	288.5	1:28:18.355								
	16	1	5:56.843	B	37.922	1:33.336	3:45.585	290.8	1:34:15.198							
	<b>88</b>	<b>Abu Dhabi-Proton Racing</b> Porsche 911 RSR LMGTE Am 1. Christian RIED 3. Klaus BACHLER 2. Khaled AL QUBAISI							1	3	5:13.196	1:47.350	1:33.826	1:52.020	269.1	5:13.196
		2	3	4:00.004	37.617	1:32.436	1:49.951	287.7	9:13.200							
		3	3	3:59.370	37.605	1:31.919	1:49.846	288.5	13:12.570							
		4	3	4:05.494	B	37.706	1:31.771	1:56.017	282.5	17:18.064						
		5	3	17:39.476	...	1:34.646	1:51.372	281.0	34:57.540							
		6	3	4:17.916	37.935	1:49.566	1:50.415	64.8	39:15.456							
		7	3	5:37.927	B	37.757	1:44.247	3:15.923	169.8	44:53.383						
		8	3	16:10.667	...	1:34.317	1:53.094	283.2	1:01:04.049							
9		3	4:01.151	37.813	1:32.529	1:50.809	286.9	1:05:05.200								
10		3	4:02.697	38.210	1:32.976	1:51.511	288.5	1:09:07.897								
11		3	4:00.208	37.853	1:31.956	1:50.399	286.9	1:13:08.105								
12		3	4:05.936	B	37.979	1:31.863	1:56.094	289.3	1:17:14.041							
13		2	6:29.572	3:07.002	1:32.709	1:49.861	286.9	1:23:43.613								
14		2	3:58.983	37.770	1:31.437	1:49.776	291.6	1:27:42.596								
15		2	4:54.717	B	38.012	1:31.739	2:44.966	288.5	1:32:37.313							
<b>91</b>		<b>Porsche Team Manthey</b> Porsche 911 RSR LMGTE Pro 1. Richard LIETZ 3. Jörg BERGMEISTER 2. Michael CHRISTENSEN							1	1	7:16.062	3:33.284	1:42.334	2:00.444	267.1	7:16.062
		2	1	4:16.039	41.121	1:36.117	1:58.801	283.2	11:32.101							
		3	1	4:16.373	40.848	1:36.307	1:59.218	276.0	15:48.474							
	4	1	4:16.138	41.413	1:36.677	1:58.048	283.9	20:04.612								
	5	1	4:12.899	40.676	1:35.701	1:56.522	281.7	24:17.511								
	6	1	4:30.875	B	41.377	1:36.387	2:13.111	281.0	28:48.386							
	7	3	8:47.192	5:08.722	1:42.967	1:55.503	259.4	37:35.578								
	8	3	4:20.714	41.038	1:45.241	1:54.435	210.1	41:56.292								
	9	3	9:52.930	B	42.627	4:23.974	4:46.329	78.2	51:49.222							
	10	3	9:24.931	5:54.398	1:34.413	1:56.120	282.5	1:01:14.152								
	11	3	4:05.788	39.804	1:32.871	1:53.113	285.4	1:05:19.940								
	12	3	4:10.355	40.654	1:35.328	1:54.373	286.9	1:09:30.295								
	13	3	4:04.193	38.955	1:32.625	1:52.613	284.7	1:13:34.488								
	14	3	4:10.392	B	38.191	1:32.565	1:59.636	284.7	1:17:44.880							
	15	1	8:54.294	5:17.539	1:36.867	1:59.888	283.9	1:26:39.174								
	16	1	4:14.348	40.723	1:35.623	1:58.002	285.4	1:30:53.522								
	17	1	11:10.021	B	1:04.744	4:35.375	5:29.902	79.5	1:42:03.543							
	<b>92</b>	<b>Porsche Team Manthey</b> Porsche 911 RSR LMGTE Pro 1. Patrick PILET 3. Wolf HENZLER 2. Frédéric MAKOWIECKI							1	2	6:55.125	3:29.618	1:35.162	1:50.345	284.7	6:55.125
2		2	3:58.721	37.100	1:31.439	1:50.182	290.8	10:53.846								
3		2	3:58.887	37.273	1:32.165	1:49.449	291.6	14:52.733								
4		2	4:12.051	B	37.493	1:31.481	2:03.077	293.2	19:04.784							
5		2	9:56.224	6:33.204	1:32.632	1:50.388	288.5	29:01.008								
6		2	3:59.431	37.642	1:31.789	1:50.000	290.8	33:00.439								
<b>97</b>	<b>Aston Martin Racing</b> Aston Martin Vantage V8 LMGTE Pro 1. Darren TURNER 3. Rob BELL 2. Stefan MÜCKE							1	1	5:09.916	1:44.815	1:34.250	1:50.851	276.7	5:09.916	
	2	1	3:58.714	37.344	1:31.769	1:49.601	289.3	9:08.630								
	3	1	3:57.447	37.317	1:31.508	1:48.622	286.2	13:06.077								
	4	1	4:18.103	B	37.300	1:32.585	2:08.218	284.7	17:24.180							
	5	3	12:57.179	9:30.735	1:34.232	1:52.212	280.3	30:21.359								





## FIA WEC 83<sup>e</sup> Edition des 24 Heures du Mans Qualifying Practice 2

### Sector Analysis



■ Personal Best   ■ Session Best   B Crossing the finish line in pit lane

Lap	D	Time	Sector 1	Sector 2	Sector 3	T. Spd	Elapsed	Lap	D	Time	Sector 1	Sector 2	Sector 3	T. Spd	Elapsed
6	3	4:00.644	37.940	1:32.170	1:50.534	285.4	34:22.003								
7	3	4:02.885	37.912	1:34.349	1:50.624	289.3	38:24.888								
8	3	4:10.386	37.591	1:42.262	1:50.533	231.2	42:35.274								
9	3	9:58.287 B	1:05.176	4:20.299	4:32.812	79.1	52:33.561								
10	3	10:00.076	6:35.673	1:33.386	1:51.017	284.7	1:02:33.636								
11	3	3:57.942	37.565	1:31.118	1:49.259	293.2	1:06:31.578								
12	3	4:01.910	37.960	1:32.730	1:51.220	293.2	1:10:33.488								
13	3	3:59.054	37.787	1:31.678	1:49.589	288.5	1:14:32.542								
14	3	4:04.431 B	37.547	1:31.488	1:55.396	287.7	1:18:36.973								
15	2	6:44.663	3:21.214	1:32.883	1:50.566	288.5	1:25:21.636								
16	2	4:00.823	37.630	1:32.037	1:51.156	290.0	1:29:22.459								
17	2	7:38.839 B	38.177	2:18.642	4:42.020	289.3	1:37:01.298								

**98** **Aston Martin Racing** Aston Martin Vantage V8  
 1. Paul DALLA LANA 3. Mathias LAUDA LMGTE Am  
 2. Pedro LAMY

1	3	6:41.001	3:11.579	1:34.831	1:54.591	283.2	6:41.001								
2	3	4:02.101	37.551	1:33.045	1:51.505	286.9	10:43.102								
3	3	4:00.623	37.850	1:32.531	1:50.242	287.7	14:43.725								
4	3	4:00.110	37.544	1:32.376	1:50.190	287.7	18:43.835								
5	3	4:21.888 B	37.836	1:32.889	2:11.163	257.0	23:05.723								
6	3	11:13.799	7:45.564	1:34.553	1:53.682	282.5	34:19.522								
7	3	4:08.728	38.347	1:37.277	1:53.104	261.3	38:28.250								
8	3	4:18.260	38.151	1:45.519	1:54.590	184.6	42:46.510								
9	3	10:27.136 B	1:14.433	4:30.872	4:41.831	76.5	53:13.646								
10	3	9:12.283	5:43.937	1:34.935	1:53.411	284.7	1:02:25.928								
11	3	4:03.066	38.235	1:33.046	1:51.785	288.5	1:06:28.994								
12	3	4:10.562 B	38.160	1:33.081	1:59.321	289.3	1:10:39.556								
13	1	5:53.833	2:26.690	1:34.455	1:52.688	286.2	1:16:33.389								
14	1	4:04.255	38.110	1:33.473	1:52.672	285.4	1:20:37.644								
15	1	4:07.423	38.644	1:36.555	1:52.224	287.7	1:24:45.067								
16	1	4:02.552	38.195	1:33.098	1:51.259	288.5	1:28:47.619								
17	1	6:51.239 B	38.606	1:34.715	4:37.918	288.5	1:35:38.858								

**99** **Aston Martin Racing V8** Aston Martin Vantage V8  
 1. Fernando REES 3. Richie STANAWAY LMGTE Pro  
 2. Alex MACDOWALL

1	2	6:36.285	3:07.174	1:34.538	1:54.573	279.5	6:36.285								
2	2	4:01.800	38.681	1:32.528	1:50.591	284.7	10:38.085								
3	2	4:01.484	38.043	1:32.922	1:50.519	286.2	14:39.569								
4	2	3:59.264	37.443	1:31.533	1:50.288	286.9	18:38.833								
5	2	3:59.926	37.563	1:31.685	1:50.678	286.9	22:38.759								
6	2	3:59.940	37.825	1:32.010	1:50.105	287.7	26:38.699								
7	2	4:23.171 B	37.955	1:31.721	2:13.495	287.7	31:01.870								
8	1	7:15.529	3:48.245	1:35.176	1:52.108	279.5	38:17.399								
9	1	4:14.003	37.897	1:44.371	1:51.735	191.5	42:31.402								
10	1	9:59.695 B	1:03.118	4:25.399	4:31.178	73.2	52:31.097								
11	1	8:06.987	4:38.169	1:34.183	1:54.635	286.2	1:00:38.083								
12	1	4:02.355	38.135	1:32.076	1:52.144	292.4	1:04:40.438								
13	1	4:03.740	38.210	1:32.335	1:53.195	290.8	1:08:44.178								
14	1	3:59.263	37.846	1:31.097	1:50.320	292.4	1:12:43.441								
15	1	4:04.699 B	37.590	1:31.073	1:56.036	292.4	1:16:48.140								
16	2	5:30.086	2:04.168	1:33.380	1:52.538	289.3	1:22:18.226								
17	2	4:01.566	38.316	1:32.089	1:51.161	288.5	1:26:19.792								
18	2	4:05.008	37.949	1:34.731	1:52.328	290.0	1:30:24.800								
19	2	9:41.080 B	39.043	4:18.291	4:43.746	79.3	1:40:05.880								