

FIA WEC 83^e Edition des 24 Heures du Mans Qualifying Practice 1

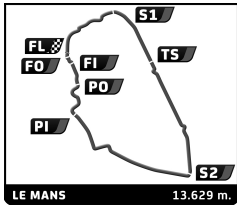
Sector Analysis

Table with columns: Lap, D, Time, Sector 1, Sector 2, Sector 3, T. Spd, Elapsed. Includes team information for Porsche Team and Nissan Motorsports, and performance metrics for various drivers.



24h LE MANS

13-14 JUN 2015



FIA WEC

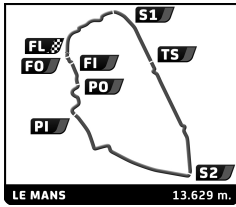
83^e Edition des 24 Heures du Mans

Qualifying Practice 1

Sector Analysis



Lap	D	Time	Sector 1	Sector 2	Sector 3	T. Spd	Elapsed	Lap	D	Time	Sector 1	Sector 2	Sector 3	T. Spd	Elapsed																																																																																																																								
26 G-Drive Racing 1. Roman RUSINOV 2. Julien CANAL 3. Sam BIRD Ligier JS P2 - Nissan LMP2								<div style="display: flex; justify-content: space-between;"> Personal Best Session Best Crossing the finish line in pit lane </div> <table border="1"> <thead> <tr> <th>Lap</th><th>D</th><th>Time</th><th>Sector 1</th><th>Sector 2</th><th>Sector 3</th><th>T. Spd</th><th>Elapsed</th></tr> </thead> <tbody> <tr><td>6</td><td>2</td><td>8:46.201</td><td>5:32.533</td><td>1:27.921</td><td>1:45.747</td><td>300.5</td><td>30:36.622</td></tr> <tr><td>7</td><td>2</td><td>3:41.040</td><td>34.318</td><td>1:25.646</td><td>1:41.076</td><td>298.8</td><td>34:17.662</td></tr> <tr><td>8</td><td>2</td><td>4:17.856 B</td><td>38.561</td><td>1:32.630</td><td>2:06.665</td><td>298.0</td><td>38:35.518</td></tr> <tr><td>9</td><td>3</td><td>13:44.506</td><td>...</td><td>1:36.636</td><td>1:47.506</td><td>221.7</td><td>52:20.024</td></tr> <tr><td>10</td><td>3</td><td>3:50.100</td><td>35.588</td><td>1:30.631</td><td>1:43.881</td><td>297.2</td><td>56:10.124</td></tr> <tr><td>11</td><td>3</td><td>6:34.903 B</td><td>35.702</td><td>1:32.751</td><td>4:26.450</td><td>301.3</td><td>1:02:45.027</td></tr> <tr><td>12</td><td>3</td><td>28:46.250</td><td>...</td><td>1:28.782</td><td>1:48.095</td><td>291.6</td><td>1:31:31.277</td></tr> <tr><td>13</td><td>3</td><td>3:56.535 B</td><td>35.457</td><td>1:27.868</td><td>1:53.210</td><td>294.8</td><td>1:35:27.812</td></tr> <tr><td>14</td><td>1</td><td>5:44.722</td><td>2:32.176</td><td>1:28.223</td><td>1:44.323</td><td>298.8</td><td>1:41:12.534</td></tr> <tr><td>15</td><td>1</td><td>3:47.218</td><td>35.872</td><td>1:26.643</td><td>1:44.703</td><td>295.6</td><td>1:44:59.752</td></tr> <tr><td>16</td><td>1</td><td>3:44.017</td><td>34.928</td><td>1:26.206</td><td>1:42.883</td><td>297.2</td><td>1:48:43.769</td></tr> <tr><td>17</td><td>1</td><td>3:42.442</td><td>34.753</td><td>1:26.319</td><td>1:41.370</td><td>295.6</td><td>1:52:26.211</td></tr> <tr><td>18</td><td>1</td><td>4:03.031</td><td>34.614</td><td>1:26.011</td><td>2:02.006</td><td>298.0</td><td>1:56:29.242</td></tr> <tr><td>19</td><td>1</td><td>3:45.892</td><td>34.876</td><td>1:25.972</td><td>1:45.444</td><td>296.4</td><td>2:00:15.134</td></tr> </tbody> </table>								Lap	D	Time	Sector 1	Sector 2	Sector 3	T. Spd	Elapsed	6	2	8:46.201	5:32.533	1:27.921	1:45.747	300.5	30:36.622	7	2	3:41.040	34.318	1:25.646	1:41.076	298.8	34:17.662	8	2	4:17.856 B	38.561	1:32.630	2:06.665	298.0	38:35.518	9	3	13:44.506	...	1:36.636	1:47.506	221.7	52:20.024	10	3	3:50.100	35.588	1:30.631	1:43.881	297.2	56:10.124	11	3	6:34.903 B	35.702	1:32.751	4:26.450	301.3	1:02:45.027	12	3	28:46.250	...	1:28.782	1:48.095	291.6	1:31:31.277	13	3	3:56.535 B	35.457	1:27.868	1:53.210	294.8	1:35:27.812	14	1	5:44.722	2:32.176	1:28.223	1:44.323	298.8	1:41:12.534	15	1	3:47.218	35.872	1:26.643	1:44.703	295.6	1:44:59.752	16	1	3:44.017	34.928	1:26.206	1:42.883	297.2	1:48:43.769	17	1	3:42.442	34.753	1:26.319	1:41.370	295.6	1:52:26.211	18	1	4:03.031	34.614	1:26.011	2:02.006	298.0	1:56:29.242	19	1	3:45.892	34.876	1:25.972	1:45.444	296.4	2:00:15.134
Lap	D	Time	Sector 1	Sector 2	Sector 3	T. Spd	Elapsed																																																																																																																																
6	2	8:46.201	5:32.533	1:27.921	1:45.747	300.5	30:36.622																																																																																																																																
7	2	3:41.040	34.318	1:25.646	1:41.076	298.8	34:17.662																																																																																																																																
8	2	4:17.856 B	38.561	1:32.630	2:06.665	298.0	38:35.518																																																																																																																																
9	3	13:44.506	...	1:36.636	1:47.506	221.7	52:20.024																																																																																																																																
10	3	3:50.100	35.588	1:30.631	1:43.881	297.2	56:10.124																																																																																																																																
11	3	6:34.903 B	35.702	1:32.751	4:26.450	301.3	1:02:45.027																																																																																																																																
12	3	28:46.250	...	1:28.782	1:48.095	291.6	1:31:31.277																																																																																																																																
13	3	3:56.535 B	35.457	1:27.868	1:53.210	294.8	1:35:27.812																																																																																																																																
14	1	5:44.722	2:32.176	1:28.223	1:44.323	298.8	1:41:12.534																																																																																																																																
15	1	3:47.218	35.872	1:26.643	1:44.703	295.6	1:44:59.752																																																																																																																																
16	1	3:44.017	34.928	1:26.206	1:42.883	297.2	1:48:43.769																																																																																																																																
17	1	3:42.442	34.753	1:26.319	1:41.370	295.6	1:52:26.211																																																																																																																																
18	1	4:03.031	34.614	1:26.011	2:02.006	298.0	1:56:29.242																																																																																																																																
19	1	3:45.892	34.876	1:25.972	1:45.444	296.4	2:00:15.134																																																																																																																																
27 SMP Racing 1. Maurizio MEDIANI 2. David MARKOZOV 3. Nicolas MINASSIAN BR01 - Nissan LMP2								29 Pegasus Racing 1. Léo ROUSSEL 2. Ho-Pin TUNG 3. David CHENG Morgan - Nissan LMP2																																																																																																																															
28 G-Drive Racing 1. Gustavo YACAMAN 2. Luis Felipe DERANI 3. Ricardo GONZALEZ Ligier JS P2 - Nissan LMP2								30 Extreme Speed Motorsports 1. Scott SHARP 2. Ryan DALZIEL 3. David HEINEMEIER HANSSON Ligier JS P2 - HPD LMP2																																																																																																																															



FIA WEC 83^e Edition des 24 Heures du Mans Qualifying Practice 1

Sector Analysis

Personal Best Session Best B Crossing the finish line in pit lane

Table header with columns: Lap, D, Time, Sector 1, Sector 2, Sector 3, T. Spd, Elapsed, Lap, D, Time, Sector 1, Sector 2, Sector 3, T. Spd, Elapsed

Table for Corvette Racing - GM, Chevrolet Corvette C7R, drivers: 1. Jan MAGNUSSEN, 2. Antonio GARCIA, 3. Ryan BRISCOE

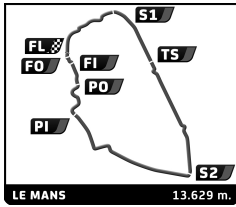
Table for Corvette Racing - GM, Chevrolet Corvette C7R, drivers: 1. Oliver GAVIN, 2. Tommy MILNER, 3. Jordan TAYLOR

Table for JMW Motorsport, Ferrari 458 Italia, drivers: 1. Abdulaziz AL FAISAL, 2. Jakub GIERMAZIAK, 3. Michael AVENATTI

Table for Team AAI, Porsche 911 GT3 RSR (997), drivers: 1. Jun-San CHEN, 2. Alex KAPADIA, 3. Xavier MAASSEN

Table for Team AAI, Porsche 911 RSR, drivers: 1. Han-Chen CHEN, 2. Gilles VANNELET, 3. Mike PARISY

Table for AF Corse, Ferrari 458 Italia, drivers: 1. Davide RIGON, 2. James CALADO, 3. Olivier BERETTA



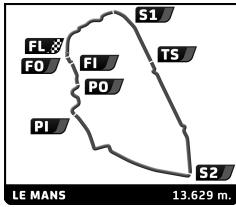
FIA WEC 83^e Edition des 24 Heures du Mans Qualifying Practice 1

Sector Analysis



■ Personal Best ■ Session Best B Crossing the finish line in pit lane

Lap	D	Time	Sector 1	Sector 2	Sector 3	T. Spd	Elapsed	Lap	D	Time	Sector 1	Sector 2	Sector 3	T. Spd	Elapsed
21	3	3:59.976	37.580	1:31.565	1:50.831	289.3	1:57:33.136	4	1	3:58.165	37.460	1:31.067	1:49.638	293.2	17:22.899
22	3	4:14.314B	38.219	1:35.478	2:00.617	265.1	2:01:47.450	5	1	4:09.206B	37.391	1:32.302	1:59.513	288.5	21:32.105
91 Porsche Team Manthey Porsche 911 RSR 1. Richard LIETZ 3. Jörg BERGMEISTER LMGTE Pro 2. Michael CHRISTENSEN								96 Aston Martin Racing Aston Martin Vantage V8 1. Ralold GOETHE 3. Francesco CASTELLACCI LMGTE Am 2. Stuart HALL							
1	3	5:44.513	2:22.075	1:32.492	1:49.946	283.9	5:44.513	1	2	4:40.236	1:08.084	1:36.770	1:55.382	282.5	4:40.236
2	3	3:59.215	36.844	1:31.346	1:51.025	290.8	9:43.728	2	2	4:05.004	38.882	1:33.829	1:52.293	283.9	8:45.240
3	3	3:59.361	37.644	1:32.402	1:49.315	292.4	13:43.089	3	2	4:04.979	38.723	1:34.221	1:52.035	278.8	12:50.219
4	3	3:57.910	37.398	1:31.381	1:49.131	292.4	17:40.999	4	2	4:01.160	38.001	1:32.395	1:50.764	285.4	16:51.379
5	3	4:08.176B	37.351	1:32.184	1:58.641	290.0	21:49.175	5	2	4:17.608B	39.297	1:33.701	2:04.610	283.2	21:08.987
6	3	7:44.992	4:23.174	1:31.979	1:49.839	287.7	29:34.167	6	3	7:33.508	3:55.446	1:38.954	1:59.108	281.7	28:42.495
7	3	3:57.192	37.026	1:31.143	1:49.023	292.4	33:31.359	7	3	4:08.354	39.126	1:34.588	1:54.640	283.2	32:50.849
8	3	3:57.742	37.203	1:31.687	1:48.852	290.0	37:29.101	8	3	4:15.704B	38.643	1:34.047	2:03.014	283.2	37:06.553
9	3	4:10.970B	38.522	1:33.047	1:59.401	276.7	41:40.071	9	3	6:44.005	3:14.910	1:34.589	1:54.506	281.0	43:50.558
10	1	10:57.594B	7:08.052	1:42.595	2:06.947	237.8	52:37.665	10	3	4:19.026B	38.058	1:33.615	2:07.353	282.5	48:09.584
11	1	6:50.004B	2:45.943	1:33.856	2:30.205	290.0	59:27.669	11	1	6:44.884	2:54.067	1:44.863	2:05.954	269.8	54:54.468
12	1	30:34.525	...	1:35.450	1:54.982	285.4	1:30:02.194	12	1	5:17.316B	43.495	1:38.031	2:55.790	281.7	1:00:11.784
13	1	4:05.286	38.201	1:32.899	1:54.186	286.9	1:34:07.480	13	1	29:30.896	...	1:40.094	2:05.305	253.3	1:29:42.680
14	1	4:08.243B	37.888	1:33.250	1:57.105	287.7	1:38:15.723	14	1	4:24.467	42.754	1:38.667	2:03.046	275.3	1:34:07.147
15	2	5:11.855	1:45.169	1:33.615	1:53.071	285.4	1:43:27.578	15	1	4:21.853	42.409	1:37.188	2:02.256	283.2	1:38:29.000
16	2	4:02.211	37.899	1:32.667	1:51.645	286.2	1:47:29.789	16	1	4:27.256B	41.244	1:37.628	2:08.384	252.2	1:42:56.256
17	2	4:01.504	37.880	1:32.556	1:51.068	286.2	1:51:31.293	17	2	5:47.418	2:22.057	1:33.700	1:51.661	287.7	1:48:43.674
18	2	4:03.937	39.149	1:32.126	1:52.662	289.3	1:55:35.230	18	2	4:01.957	38.141	1:32.672	1:51.144	283.9	1:52:45.631
19	2	4:00.815	38.225	1:32.155	1:50.435	286.9	1:59:36.045	19	2	4:03.209	38.986	1:32.911	1:51.312	283.2	1:56:48.840
20	2	4:01.786	37.693	1:32.559	1:51.534	286.2	2:03:37.831	20	2	4:01.296	38.126	1:32.515	1:50.655	283.9	2:00:50.136
92 Porsche Team Manthey Porsche 911 RSR 1. Patrick PILET 3. Wolf HENZLER LMGTE Pro 2. Frédéric MAKOWIECKI								97 Aston Martin Racing Aston Martin Vantage V8 1. Darren TURNER 3. Rob BELL LMGTE Pro 2. Stefan MÜCKE							
1	2	4:20.597B	50.105	1:33.557	1:56.935	286.9	4:20.597	1	2	7:29.786	4:03.947	1:34.616	1:51.223	269.8	7:29.786
2	2	6:06.783	2:46.010	1:31.511	1:49.262	289.3	10:27.380	2	2	3:57.727	37.128	1:30.429	1:50.170	290.0	11:27.513
3	2	3:57.852	37.411	1:30.843	1:49.598	295.6	14:25.232	3	2	3:57.115	37.279	1:30.836	1:49.000	290.8	15:24.628
4	2	3:58.959	37.242	1:31.318	1:50.399	291.6	18:24.191	4	2	3:56.364	37.042	1:30.818	1:48.504	290.0	19:20.992
5	2	4:07.372B	37.179	1:31.041	1:59.152	290.0	22:31.563	5	2	4:07.361B	37.373	1:31.870	1:58.118	293.2	23:28.353
6	2	6:19.953	2:52.356	1:33.693	1:53.904	290.0	28:51.516	6	1	9:28.172	6:05.867	1:31.518	1:50.787	287.7	32:56.525
7	2	4:11.952	37.722	1:37.942	1:56.288	292.4	33:03.468	7	1	3:56.479	37.224	1:30.840	1:48.415	290.8	36:53.004
8	2	3:57.667	37.176	1:31.246	1:49.245	294.8	37:01.135	8	1	4:03.133	39.549	1:33.950	1:49.634	286.2	40:56.137
9	2	4:01.339	37.928	1:31.740	1:51.671	293.2	41:02.474	9	1	3:58.666	37.190	1:32.507	1:48.969	294.8	44:54.803
10	2	4:12.219B	37.910	1:32.478	2:01.831	293.2	45:14.693	10	1	4:15.013B	37.230	1:31.455	2:06.328	292.4	49:09.816
11	3	5:36.756	2:10.654	1:33.540	1:52.562	285.4	50:51.449	11	3	10:14.307B	6:09.513	1:37.286	2:27.508	285.4	59:24.123
12	3	4:03.423	38.486	1:33.107	1:51.830	289.3	54:54.872	12	3	30:07.619	...	1:37.228	1:55.364	267.1	1:29:31.742
13	3	4:42.979B	38.177	1:32.301	2:32.501	291.6	59:37.851								
14	3	30:14.921	...	1:33.608	1:54.391	283.2	1:29:52.772								
15	3	4:04.967	38.606	1:33.831	1:52.530	267.1	1:33:57.739								
16	3	4:00.684	37.966	1:31.201	1:51.517	294.0	1:37:58.423								
17	3	4:06.415B	37.939	1:31.334	1:57.142	293.2	1:42:04.838								
18	1	5:18.967	1:54.451	1:32.491	1:52.025	289.3	1:47:23.805								
19	1	3:59.191	37.646	1:31.761	1:49.784	289.3	1:51:22.996								
20	1	3:58.963	37.306	1:31.270	1:50.387	290.0	1:55:21.959								
21	1	3:59.840	37.458	1:31.829	1:50.553	292.4	1:59:21.799								
22	1	4:09.806	38.401	1:34.505	1:56.900	290.8	2:03:31.605								
95 Aston Martin Racing Aston Martin Vantage V8 1. Marco SØRENSEN 3. Christoffer NYGAARD LMGTE Pro 2. Nicki THILM															
1	1	5:18.091	1:51.471	1:34.934	1:51.686	283.9	5:18.091								
2	1	4:08.016	37.757	1:39.376	1:50.883	287.7	9:26.107								
3	1	3:58.627	37.637	1:31.240	1:49.750	290.8	13:24.734								



FIA WEC

83^e Edition des 24 Heures du Mans

Qualifying Practice 1

Sector Analysis



■ Personal Best ■ Session Best B Crossing the finish line in pit lane

Lap	D	Time	Sector 1	Sector 2	Sector 3	T. Spd	Elapsed	Lap	D	Time	Sector 1	Sector 2	Sector 3	T. Spd	Elapsed
13	3	4:03.187	38.301	1:33.282	1:51.604	290.0	1:33:34.929								
14	3	4:01.159	37.958	1:32.402	1:50.799	289.3	1:37:36.088								
15	3	3:59.702	37.656	1:32.352	1:49.694	286.9	1:41:35.790								
16	3	4:07.884 B	38.086	1:32.540	1:57.258	287.7	1:45:43.674								
17	2	5:13.976	1:52.103	1:32.589	1:49.284	286.2	1:50:57.650								
18	2	3:56.505	37.187	1:31.014	1:48.304	287.7	1:54:54.155								
19	2	3:55.466	37.041	1:30.543	1:47.882	288.5	1:58:49.621								
20	2	4:07.041 B	37.266	1:30.718	1:59.057	289.3	2:02:56.662								

98		Aston Martin Racing		Aston Martin Vantage V8			
		1. Paul DALLA LANA	3. Mathias LAUDA	LMGTE Am			
		2. Pedro LAMY					
1	2	6:09.061	2:33.133	1:34.331	2:01.597	247.6	6:09.061
2	2	3:55.102	36.954	1:30.142	1:48.006	288.5	10:04.163
3	2	3:56.509	37.311	1:30.728	1:48.470	290.0	14:00.672
4	2	4:06.042	37.815	1:32.331	1:55.896	290.8	18:06.714
5	2	4:07.182 B	37.525	1:31.691	1:57.966	287.7	22:13.896
6	3	7:41.991	4:09.813	1:36.192	1:55.986	286.2	29:55.887
7	3	4:04.714	38.572	1:32.994	1:53.148	286.9	34:00.601
8	3	4:05.619	38.517	1:34.049	1:53.053	285.4	38:06.220
9	3	4:14.091	40.949	1:34.523	1:58.619	287.7	42:20.311
10	3	4:25.449 B	38.718	1:32.780	2:13.951	289.3	46:45.760
11	1	9:18.578	5:51.229	1:34.764	1:52.585	283.9	56:04.338
12	1	6:42.744 B	38.896	1:37.501	4:26.347	286.9	1:02:47.082
13	1	27:33.077	...	1:36.071	1:52.770	280.3	1:30:20.159
14	1	4:04.869	38.653	1:33.597	1:52.619	286.2	1:34:25.028
15	1	4:16.937 B	39.680	1:33.665	2:03.592	287.7	1:38:41.965
16	1	7:31.155 B	3:57.636	1:33.318	2:00.201	286.2	1:46:13.120
17	3	5:24.593	1:58.709	1:33.315	1:52.569	286.9	1:51:37.713
18	3	4:02.480	37.384	1:33.505	1:51.591	287.7	1:55:40.193
19	3	4:02.371	38.483	1:32.486	1:51.402	289.3	1:59:42.564
20	3	4:14.297	37.806	1:33.887	2:02.604	286.9	2:03:56.861

99		Aston Martin Racing V8		Aston Martin Vantage V8			
		1. Fernando REES	3. Richie STANAWAY	LMGTE Pro			
		2. Alex MACDOWALL					
1	3	4:34.122	1:03.501	1:34.720	1:55.901	257.6	4:34.122
2	3	3:55.063	36.862	1:30.152	1:48.049	290.0	8:29.185
3	3	3:55.260	36.558	1:30.696	1:48.006	287.7	12:24.445
4	3	3:55.126	36.696	1:30.743	1:47.687	286.9	16:19.571
5	3	4:07.269 B	37.195	1:32.014	1:58.060	271.1	20:26.840
6	3	8:11.942	4:43.246	1:36.022	1:52.674	269.1	28:38.782
7	3	3:54.928	36.590	1:30.250	1:48.088	289.3	32:33.710
8	3	4:12.720 B	36.933	1:33.502	2:02.285	291.6	36:46.430
9	2	6:23.652	2:56.892	1:34.614	1:52.146	285.4	43:10.082
10	2	3:59.528	37.540	1:31.453	1:50.535	291.6	47:09.610
11	2	4:02.316	37.644	1:31.199	1:53.473	288.5	51:11.926
12	2	4:01.825	38.122	1:32.421	1:51.282	287.7	55:13.751
13	2	5:02.910 B	38.126	1:31.719	2:53.065	288.5	1:00:16.661
14	2	29:30.815 B	...	1:34.332	2:03.299	279.5	1:29:47.476
15	1	6:13.275	2:45.809	1:33.585	1:53.881	285.4	1:36:00.751
16	1	4:02.939	37.757	1:32.395	1:52.787	290.8	1:40:03.690
17	1	4:00.673	37.608	1:32.088	1:50.977	288.5	1:44:04.363
18	1	4:00.054	37.583	1:32.042	1:50.429	289.3	1:48:04.417
19	1	4:00.429	37.412	1:31.728	1:51.289	290.0	1:52:04.846
20	1	3:58.928	37.623	1:31.772	1:49.533	290.0	1:56:03.774
21	1	3:57.991	37.399	1:30.898	1:49.694	290.0	2:00:01.765