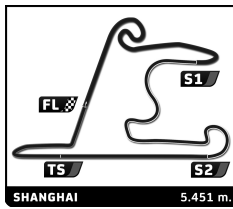


FIA WEC 6 Hours of Shanghai Free Practice 3

Sector Analysis

■ Personal Best
 ■ Session Best
 ■ Crossing the finish line in pit lane

Lap	D	Time	Sector 1	Sector 2	Sector 3	T. Spd	Elapsed	Lap	D	Time	Sector 1	Sector 2	Sector 3	T. Spd	Elapsed
1 Toyota Racing 1. Anthony DAVIDSON 2. Sébastien BUEMI 3. Kazuki NAKAJIMA Toyota TS 040 - Hybrid LMP1 - H								9	1	1:55.036	39.565	41.300	34.171	282.0	28:26.310
1	2	2:02.212	49.736	40.702	31.774	300.8	2:02.212	10	1	2:03.762 B	39.557	41.957	42.248	281.2	30:30.072
2	2	1:48.226	37.304	39.546	31.376	304.2	3:50.438	11	2	4:08.823	2:51.144	43.309	34.370	282.0	34:38.895
3	2	1:47.983	37.080	39.329	31.574	302.5	5:38.421	12	2	1:54.992	39.413	41.570	34.009	281.2	36:33.887
4	2	1:49.079	37.722	39.641	31.716	305.1	7:27.500	13	2	2:03.366 B	39.206	42.888	41.272	281.2	38:37.253
5	2	1:48.236	37.266	39.256	31.714	307.7	9:15.736	14	2	7:50.722	6:31.348	42.219	37.155	280.5	46:27.975
6	2	1:55.289 B	37.364	39.310	38.615	307.7	11:11.025	15	2	2:02.247 B	39.676	41.793	40.778	279.1	48:30.222
7	2	7:44.987 B	5:09.897	1:06.014	1:29.076	79.1	18:56.012	16	2	3:16.174	1:58.377	43.569	34.228	281.2	51:46.396
8	2	6:22.432	5:10.066	40.497	31.869	298.3	25:18.444	17	2	1:54.542	38.553	40.784	35.205	283.5	53:40.938
9	2	1:47.196	36.451	39.260	31.485	300.8	27:05.640	18	2	1:55.632	39.126	41.711	34.795	279.8	55:36.570
10	2	1:46.365	36.342	38.574	31.449	300.8	28:52.005	19	2	1:54.174	38.749	41.404	34.021	287.2	57:30.744
11	2	1:50.097	38.053	40.434	31.610	300.8	30:42.102	20	2	1:54.057	38.859	41.310	33.888	286.5	59:24.801
12	2	1:53.883 B	36.751	38.718	38.414	302.5	32:35.985	21	2	2:05.617 B	39.699	42.641	43.277	285.7	1:01:30.418
13	1	5:54.264	4:42.421	39.499	32.344	300.8	38:30.249	7 Audi Sport Team Joest 1. Marcel FÄSSLER 2. André LOTTERER 3. Benoît TRÉLUYER Audi R18 e-tron quattro LMP1 - H							
14	1	1:46.710	36.571	38.803	31.336	301.7	40:16.959	1	1	2:37.999	1:22.534	41.057	34.408	293.5	2:37.999
15	1	1:46.911	36.772	38.932	31.207	301.7	42:03.870	2	1	1:51.440	38.542	40.009	32.889	291.1	4:29.439
16	1	1:46.580	36.726	38.813	31.041	300.0	43:50.450	3	1	1:48.481	37.379	39.209	31.893	287.2	6:17.920
17	1	1:46.627	36.743	38.580	31.304	296.7	45:37.077	4	1	1:48.406	37.422	39.211	31.773	288.0	8:06.326
18	1	1:57.087 B	37.450	41.445	38.192	302.5	47:34.164	5	1	1:56.472 B	37.368	39.501	39.603	296.7	10:02.798
19	3	3:07.224	1:54.396	41.032	31.796	301.7	50:41.388	6	1	3:01.103	1:49.032	39.992	32.079	297.5	13:03.901
20	3	1:47.824	37.128	39.147	31.549	299.2	52:29.212	7	1	1:49.589	37.435	40.333	31.821	288.0	14:53.490
21	3	1:47.645	36.952	39.290	31.403	300.8	54:16.857	8	1	2:08.251 B	38.518	39.742	49.991	289.5	17:01.741
22	3	1:47.930	36.908	39.597	31.425	305.9	56:04.787	9	3	7:24.350	6:12.430	39.638	32.282	298.3	24:26.091
23	3	1:48.796	37.261	39.852	31.683	304.2	57:53.583	10	3	1:47.550	36.908	38.625	32.017	286.5	26:13.641
24	3	1:48.750	37.876	39.455	31.419	300.0	59:42.333	11	3	1:47.891	37.099	38.827	31.965	282.0	28:01.532
25	3	1:48.100	37.273	39.396	31.431	303.4	1:01:30.433	12	3	1:54.262 B	37.148	38.961	38.153	291.9	29:55.794
2 Toyota Racing 1. Alexander WURZ 2. Stéphane SARRAZIN 3. Mike CONWAY Toyota TS 040 - Hybrid LMP1 - H								13	3	4:01.307	2:46.985	41.786	32.536	296.7	33:57.101
1	3	2:07.209	55.246	39.993	31.970	297.5	2:07.209	14	3	1:47.985	37.004	39.139	31.842	293.5	35:45.086
2	3	1:47.678	37.036	39.133	31.509	298.3	3:54.887	15	3	1:55.948 B	37.324	39.208	39.416	306.8	37:41.034
3	3	1:47.597	37.063	39.070	31.464	300.0	5:42.484	16	3	3:01.626	1:51.424	38.265	31.937	296.7	40:42.660
4	3	1:48.145	37.041	39.803	31.301	300.8	7:30.629	17	3	1:44.956	35.817	37.517	31.622	285.0	42:27.616
5	3	1:48.571	37.517	39.491	31.563	300.8	9:19.200	18	3	1:56.536 B	37.297	38.983	40.256	274.8	44:24.152
6	3	1:53.200 B	36.727	39.173	37.300	302.5	11:12.400	19	1	3:00.484	1:48.703	39.647	32.134	296.7	47:24.636
7	1	13:45.215	...	41.894	32.090	296.7	24:57.615	20	1	1:49.431	37.367	40.034	32.030	287.2	49:14.067
8	1	1:50.003	37.615	40.183	32.205	290.3	26:47.618	21	1	1:46.284	36.703	38.113	31.468	289.5	51:00.351
9	1	1:54.518 B	37.355	39.622	37.541	295.1	28:42.136	22	1	1:46.823	36.770	38.561	31.492	288.0	52:47.174
10	1	23:36.131	...	38.666	31.932	297.5	52:18.267	23	1	1:47.153	36.790	38.873	31.490	289.5	54:34.327
11	1	1:46.530	36.570	38.638	31.322	295.1	54:04.797	24	1	1:47.100	36.772	38.929	31.399	291.1	56:21.427
12	1	1:55.094 B	36.939	40.605	37.550	305.1	55:59.891	25	1	1:47.704	36.565	39.343	31.796	302.5	58:09.131
13	2	2:41.383	1:29.604	39.846	31.933	299.2	58:41.274	26	1	1:49.294	37.663	38.874	32.757	293.5	59:58.425
14	2	1:48.290	37.109	39.696	31.485	300.0	1:00:29.564	27	1	1:48.101	37.721	38.817	31.563	292.7	1:01:46.526
4 Team Bykolles 1. Simon TRUMMER 2. Pierre KAFFER CLM P1/01 - AER LMP1								8 Audi Sport Team Joest 1. Lucas DI GRASSI 2. Loïc DUVAL 3. Oliver JARVIS Audi R18 e-tron quattro LMP1 - H							
1	1	2:16.828	58.523	42.512	35.793	279.1	2:16.828	1	2	2:53.037 B	1:16.473	51.400	45.164	258.4	2:53.037
2	1	1:54.626	39.490	41.308	33.828	284.2	4:11.454	2	2	2:37.996	1:23.560	39.024	35.412	282.7	5:31.033
3	1	1:53.940	39.243	40.873	33.824	284.2	6:05.394	3	2	1:45.645	36.068	38.064	31.513	274.8	7:16.678
4	1	1:58.726	40.771	43.379	34.576	281.2	8:04.120	4	2	1:54.353 B	36.419	39.447	38.487	295.9	9:11.031
5	1	1:54.996	39.287	41.624	34.085	282.7	9:59.116	5	1	2:49.237	1:34.712	40.898	33.627	301.7	12:00.268
6	1	2:05.434 B	41.220	41.959	42.255	268.7	12:04.550	6	1	1:46.700	36.864	38.603	31.233	291.1	13:46.968
7	1	12:31.211	...	43.144	35.704	275.5	24:35.761	7	1	1:52.787 B	36.746	37.824	38.217	305.9	15:39.755
8	1	1:55.513	39.834	41.493	34.186	280.5	26:31.274	8	1	8:54.353	7:43.537	38.881	31.935	293.5	24:34.108
								9	1	1:45.925	36.249	38.045	31.631	291.9	26:20.033
								10	1	1:46.398	36.500	38.294	31.604	291.9	28:06.431
								11	1	1:47.462	36.557	39.372	31.533	295.1	29:53.893

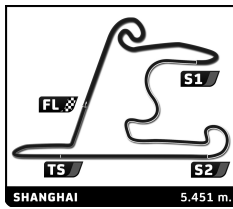


FIA WEC 6 Hours of Shanghai Free Practice 3

Sector Analysis

■ Personal Best
 ■ Session Best
 ■ Crossing the finish line in pit lane

Lap	D	Time	Sector 1	Sector 2	Sector 3	T. Spd	Elapsed	Lap	D	Time	Sector 1	Sector 2	Sector 3	T. Spd	Elapsed
12	1	1:47.971	37.051	39.113	31.807	296.7	31:41.864	4	3	1:55.692 B	35.788	38.819	41.085	286.5	7:30.671
13	1	1:47.590	36.608	39.515	31.467	298.3	33:29.454	5	2	4:56.011	3:45.762	37.958	32.291	272.7	12:26.682
14	1	1:46.902	36.646	38.952	31.304	298.3	35:16.356	6	2	1:44.409	36.015	37.529	30.865	288.8	14:11.091
15	1	1:47.915	36.957	39.564	31.394	299.2	37:04.271	7	2	1:47.651	37.213	39.249	31.189	285.7	15:58.742
16	1	1:54.535 B	36.801	39.102	38.632	308.6	38:58.806	8	2	3:28.974	40.135	1:22.976	1:25.863	77.0	19:27.716
17	2	5:59.882	4:47.959	40.356	31.567	294.3	44:58.688	9	2	3:48.776	1:17.924	1:21.748	1:09.104	79.6	23:16.492
18	2	1:47.499	37.029	38.815	31.655	296.7	46:46.187	10	2	1:47.761	37.798	38.432	31.531	277.6	25:04.253
19	2	1:49.160	37.477	40.047	31.636	299.2	48:35.347	11	2	1:46.956	37.475	37.990	31.491	288.8	26:51.209
20	2	1:48.889	36.949	40.399	31.541	296.7	50:24.236	12	2	1:45.710	36.998	37.513	31.199	279.8	28:36.919
21	2	1:47.800	36.861	38.954	31.985	297.5	52:12.036	13	2	1:45.098	36.255	37.757	31.086	284.2	30:22.017
22	2	1:48.676	37.252	39.872	31.552	302.5	54:00.712	14	2	1:45.556	36.323	37.871	31.362	287.2	32:07.573
23	2	1:48.804	37.720	39.205	31.879	300.0	55:49.516	15	2	1:45.836	36.518	38.293	31.025	290.3	33:53.409
24	2	1:48.207	37.241	39.274	31.692	298.3	57:37.723	16	2	1:45.832	36.390	38.365	31.077	285.7	35:39.241
25	2	1:48.549	37.433	39.521	31.595	297.5	59:26.272	17	2	1:46.625	36.523	38.373	31.729	290.3	37:25.866
26	2	1:48.890	37.660	39.315	31.915	301.7	1:01:15.162	18	2	1:52.296 B	36.330	38.481	37.485	295.1	39:18.162
12 Rebellion Racing 1.Nicolas PROST 2.Mathias BECHE Rebellion R-One - AER LMP1								18 Porsche Team 1.Romain DUMAS 2.Neel JANI 3.Marc LIEB Porsche 919 Hybrid LMP1 - H							
1	2	2:50.001	1:11.347	1:04.183	34.471	298.3	2:50.001	1	3	2:03.394	49.280	40.055	34.059	270.7	2:03.394
2	2	2:20.495 B	39.724	58.939	41.832	298.3	5:10.496	2	3	1:43.919	36.206	36.837	30.876	289.5	3:47.313
3	2	17:40.786	...	1:24.408	1:22.955	81.1	22:51.282	3	3	1:49.891	38.679	39.150	32.062	258.4	5:37.204
4	2	2:09.011	50.645	43.410	34.956	279.8	25:00.293	4	3	1:45.717	36.529	38.377	30.811	295.1	7:22.921
5	2	2:38.652 B	49.842	53.167	55.643	176.5	27:38.945	5	3	1:58.397 B	36.553	39.914	41.930	227.4	9:21.318
13 Rebellion Racing 1.Alexandre IMPERATORI 2.Dominik KRAIHAMER Rebellion R-One - AER LMP1								3.Marc LIEB Porsche 919 Hybrid LMP1 - H							
1	3	2:25.908	1:06.911	45.046	33.951	294.3	2:25.908	6	1	3:50.973	2:35.239	39.731	36.003	205.3	13:12.291
2	3	1:55.792	38.961	40.795	36.036	298.3	4:21.700	7	1	1:45.722	36.554	38.098	31.070	291.1	14:58.013
3	3	1:53.442	39.277	40.909	33.256	298.3	6:15.142	8	1	2:40.606 B	39.767	43.827	1:17.012	79.5	17:38.619
4	3	1:54.200	39.315	41.620	33.265	299.2	8:09.342	9	1	7:18.142	6:04.089	41.280	32.773	272.7	24:56.761
5	3	1:53.371	39.120	41.075	33.176	296.7	10:02.713	10	1	1:47.227	36.633	38.992	31.602	276.9	26:43.988
6	3	1:55.594	39.549	42.258	33.787	297.5	11:58.307	11	1	1:46.240	36.526	38.371	31.343	271.4	28:30.228
7	3	1:55.896	40.274	41.761	33.861	296.7	13:54.203	12	1	1:46.639	36.438	38.520	31.681	270.0	30:16.867
8	3	1:55.217	39.537	41.253	34.427	274.1	15:49.420	13	1	1:49.606	36.407	41.011	32.188	281.2	32:06.473
9	3	3:27.399 B	40.403	1:20.254	1:26.742	81.1	19:16.819	14	1	1:46.131	36.742	38.474	30.915	286.5	33:52.604
10	2	6:04.092	4:46.733	42.715	34.644	264.1	25:20.911	15	1	1:56.918 B	37.937	38.606	40.375	289.5	35:49.522
11	2	1:54.883	39.489	41.525	33.869	299.2	27:15.794	16	3	2:58.648	1:48.034	38.798	31.816	281.2	38:48.170
12	2	1:54.634	39.716	41.347	33.571	296.7	29:10.428	17	3	1:46.705	36.898	38.340	31.467	275.5	40:34.875
13	2	1:53.941	39.248	41.111	33.582	297.5	31:04.369	18	3	1:47.535	36.575	39.557	31.403	276.2	42:22.410
14	2	2:06.199 B	39.378	43.059	43.762	230.3	33:10.568	19	3	1:47.858	37.002	39.357	31.499	279.1	44:10.268
15	2	8:02.194	6:32.191	44.995	45.008	184.9	41:12.762	20	3	1:46.975	36.704	38.842	31.429	276.9	45:57.243
16	2	1:49.321	37.457	39.226	32.638	299.2	43:02.083	21	3	1:46.534	36.786	38.449	31.299	274.1	47:43.777
17	2	1:52.062	37.817	41.072	33.173	294.3	44:54.145	22	3	2:01.498 B	37.018	38.929	45.551	285.0	49:45.275
18	2	1:51.386	38.199	40.228	32.959	296.7	46:45.531	23	2	4:04.436 B	2:07.053	56.975	1:00.408	141.9	53:49.711
19	2	2:05.783 B	38.937	43.151	43.695	230.8	48:51.314	26 G-Drive Racing 1.Roman RUSINOV 2.Julien CANAL Ligier JS P2 - Nissan LMP2							
20	1	4:37.125	3:20.179	41.312	35.634	295.9	53:28.439	1	2	6:11.351	4:51.521	44.115	35.715	271.4	6:11.351
21	1	1:53.055	39.027	40.740	33.288	301.7	55:21.494	2	2	1:59.600	40.295	42.697	36.608	253.5	8:10.951
22	1	1:53.728	38.872	41.699	33.157	297.5	57:15.222								
23	1	1:54.737	38.497	42.053	34.187	293.5	59:09.959								
24	1	1:52.165	38.582	40.775	32.808	299.2	1:01:02.124								
17 Porsche Team 1.Timo BERNHARD 2.Mark WEBBER Porsche 919 Hybrid LMP1 - H								3.Brendon HARTLEY Ligier JS P2 - Nissan LMP2							
1	3	1:58.813	46.630	40.237	31.946	279.8	1:58.813								
2	3	1:42.799	35.470	36.839	30.490	292.7	3:41.612								
3	3	1:53.367	39.659	40.779	32.929	251.2	5:34.979								

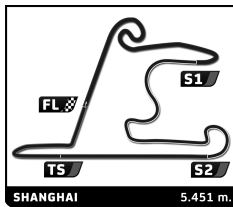


FIA WEC
6 Hours of Shanghai
Free Practice 3

Sector Analysis

■ Personal Best ■ Session Best ■ Crossing the finish line in pit lane

Lap	D	Time	Sector 1	Sector 2	Sector 3	T. Spd	Elapsed	Lap	D	Time	Sector 1	Sector 2	Sector 3	T. Spd	Elapsed
3	2	1:54.477	39.144	40.846	34.487	272.7	10:05.428								
4	2	1:57.550	39.359	42.753	35.438	273.4	12:02.978								
5	2	1:55.906	39.427	41.600	34.879	272.0	13:58.884								
28 G-Drive Racing Ligier JS P2 - Nissan LMP2 1.Gustavo YACAMAN 3.Ricardo GONZALEZ 2.Luis Felipe DERANI								30 Extreme Speed Motorsports Ligier JS P2 - HPD LMP2 1.Scott SHARP 3.David HEINEMEIER HANSSON 2.Ryan DALZIEL							
1	2	2:10.645	49.266	45.789	35.590	274.8	2:10.645	1	3	2:12.474	54.808	42.690	34.976	268.0	2:12.474
2	2	1:52.491	38.757	39.877	33.857	279.1	4:03.136	2	3	1:54.459	39.624	40.475	34.360	271.4	4:06.933
3	2	1:52.453	38.420	39.941	34.092	279.1	5:55.589	3	3	1:54.883	39.381	40.728	34.774	270.0	6:01.816
4	2	2:04.702 B	40.937	41.486	42.279	279.8	8:00.291	4	3	1:55.068	39.540	40.947	34.581	270.7	7:56.884
5	1	4:43.386	3:24.983	40.733	37.670	273.4	12:43.677	5	3	2:04.407 B	39.759	42.539	42.109	266.7	10:01.291
6	1	1:54.402	39.435	40.647	34.320	273.4	14:38.079	6	1	4:29.621	3:10.666	43.758	35.197	268.0	14:30.912
7	1	1:54.367	39.335	40.343	34.689	272.0	16:32.446	7	1	1:57.226	40.433	41.774	35.019	270.0	16:28.138
8	1	4:04.819 B	1:13.195	1:21.506	1:30.118	79.6	20:37.265	8	1	3:56.546	1:09.739	1:22.128	1:24.679	79.4	20:24.684
9	1	4:45.238	3:26.843	42.489	35.906	272.0	25:22.503	9	1	3:17.125	1:18.653	1:20.976	37.496	260.9	23:41.809
10	1	1:54.740	39.538	40.644	34.558	273.4	27:17.243	10	1	1:58.797	41.043	42.482	35.272	268.0	25:40.606
11	1	1:54.924	39.495	40.944	34.485	272.0	29:12.167	11	1	1:58.023	40.139	42.727	35.157	268.0	27:38.629
12	1	1:54.150	39.168	40.522	34.460	272.0	31:06.317	12	1	2:07.439 B	40.863	42.805	43.771	268.7	29:46.068
13	1	2:01.720 B	39.288	40.778	41.654	270.0	33:08.037	13	2	4:55.896	3:38.756	42.101	35.039	270.0	34:41.964
14	3	4:32.274	3:15.039	42.113	35.122	266.7	37:40.311	14	2	1:55.461	39.621	41.239	34.601	271.4	36:37.425
15	3	1:56.854	39.909	41.866	35.079	274.8	39:37.165	15	2	1:55.954	39.645	41.484	34.825	272.0	38:33.379
16	3	1:56.768	40.102	41.918	34.748	272.7	41:33.933	16	2	2:02.267 B	39.609	41.119	41.539	270.7	40:35.646
17	3	1:56.611	39.989	41.619	35.003	270.0	43:30.544	17	2	3:49.484	2:32.365	42.134	34.985	268.7	44:25.130
18	3	1:56.450	40.036	41.696	34.718	267.3	45:26.994	18	2	2:04.782 B	40.154	42.473	42.155	267.3	46:29.912
19	3	1:56.838	40.163	41.921	34.754	275.5	47:23.832	19	3	4:52.295	3:34.005	42.824	35.466	266.0	51:22.207
20	3	1:57.985	40.661	42.244	35.080	266.0	49:21.817	20	3	1:58.335	40.912	42.373	35.050	267.3	53:20.542
21	3	2:13.731	40.360	57.874	35.497	270.0	51:35.548	21	3	1:58.405	40.674	42.758	34.973	266.7	55:18.947
22	3	1:57.002	40.168	41.887	34.947	272.0	53:32.550	22	3	1:57.895	40.586	42.424	34.885	271.4	57:16.842
23	3	1:57.159	40.226	42.162	34.771	272.0	55:29.709	23	3	1:57.823	40.811	42.234	34.778	271.4	59:14.665
24	3	2:07.123 B	40.405	43.198	43.520	269.3	57:36.832	24	3	1:58.706	40.662	42.974	35.070	268.0	1:01:13.371
29 Pegasus Racing Morgan - Nissan LMP2 1.David CHENG 3.Alex BRUNDLE 2.Ho-Pin TUNG								31 Extreme Speed Motorsports Ligier JS P2 - HPD LMP2 1.Ed BROWN 3.Jonathon FOGARTY 2.Johannes VAN OVERBEEK							
1	1	2:55.505	1:34.884	44.859	35.762	268.7	2:55.505	1	1	2:34.681	1:06.606	50.226	37.849	266.0	2:34.681
2	1	2:02.124	42.050	44.375	35.699	269.3	4:57.629	2	1	2:03.737	41.776	45.781	36.180	269.3	4:38.418
3	1	2:00.733	41.803	43.532	35.398	273.4	6:58.362	3	1	2:02.615	41.161	45.164	36.290	266.7	6:41.033
4	1	2:00.814	41.214	43.948	35.652	272.0	8:59.176	4	1	2:00.859	41.915	43.130	35.814	266.0	8:41.892
5	1	2:08.823 B	41.629	44.286	42.908	272.7	11:07.999	5	1	2:00.226	41.069	43.499	35.658	268.0	10:42.118
6	1	3:44.095	2:26.671	42.580	34.844	272.7	14:52.094	6	1	2:22.898 B	46.202	47.321	49.375	267.3	13:05.016
7	1	2:15.377	41.131	42.481	51.765	273.4	17:07.471	7	1	4:55.981	2:40.900	49.276	1:25.805	79.4	18:00.997
8	1	4:10.239	1:20.330	1:24.065	1:25.844	78.4	21:17.710	8	1	4:09.214	1:20.568	1:22.840	1:25.806	79.5	22:10.211
9	1	2:59.490	1:20.614	1:02.926	35.950	269.3	24:17.200	9	1	2:35.550	1:09.859	48.021	37.670	258.4	24:45.761
10	1	1:58.641	40.785	42.330	35.526	272.0	26:15.841	10	1	2:03.670	42.238	44.815	36.617	262.1	26:49.431
11	1	1:57.760	40.482	42.326	34.952	272.0	28:13.601	11	1	2:01.947	41.944	43.819	36.184	270.0	28:51.378
12	1	1:57.946	40.585	42.503	34.858	271.4	30:11.547	12	1	2:04.939	42.764	45.429	36.746	264.1	30:56.317
13	1	2:07.081 B	40.620	42.784	43.677	268.7	32:18.628	13	1	2:01.707	41.698	43.793	36.216	266.7	32:58.024
14	3	3:11.816	1:55.137	41.927	34.752	273.4	35:30.444	14	1	2:14.037 B	43.222	44.500	46.315	270.0	35:12.061
15	3	1:57.821	41.152	41.676	34.993	273.4	37:28.265	15	2	4:05.258	2:47.406	42.592	35.260	268.7	39:17.319
16	3	1:57.231	40.400	42.019	34.812	272.7	39:25.496	16	2	1:57.682	40.223	42.407	35.052	270.0	41:15.001
17	3	1:57.299	40.507	41.868	34.924	272.0	41:22.795	17	2	1:55.809	39.971	41.114	34.724	268.7	43:10.810
18	3	2:04.048 B	40.877	41.612	41.559	270.7	43:26.843	18	2	1:56.221	40.234	41.099	34.888	270.0	45:07.031
19	3	7:17.828	5:59.977	42.601	35.250	270.0	50:44.671	19	2	1:55.971	39.929	41.255	34.787	268.7	47:03.002
20	3	1:57.246	40.424	41.862	34.960	269.3	52:41.917	20	2	2:03.042 B	40.049	41.202	41.791	266.7	49:06.044
21	3	1:58.379	40.450	43.009	34.920	271.4	54:40.296	21	2	4:25.633	3:07.346	43.031	35.256	268.0	53:31.677
22	3	1:57.929	40.385	42.319	35.225	271.4	56:38.225	22	2	1:56.746	40.164	41.596	34.986	270.0	55:28.423
23	3	1:57.698	40.394	42.304	35.000	271.4	58:35.923	23	2	1:58.038	40.600	42.364	35.074	268.7	57:26.461
24	3	2:28.829 B	54.567	50.443	43.819	270.7	1:01:04.752	24	2	1:56.985	40.423	41.662	34.900	268.7	59:23.446
								25	2	1:57.586	40.209	42.281	35.096	268.0	1:01:21.032

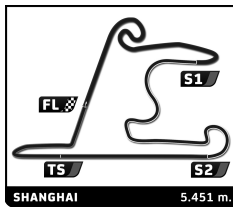


FIA WEC
6 Hours of Shanghai
Free Practice 3

Sector Analysis

■ Personal Best ■ Session Best B Crossing the finish line in pit lane

Lap	D	Time	Sector 1	Sector 2	Sector 3	T. Spd	Elapsed	Lap	D	Time	Sector 1	Sector 2	Sector 3	T. Spd	Elapsed
36 Signatech Alpine 1.Nelson PANCIATICI 2.Paul Loup CHATIN 3.Tom DILLMANN Alpine A450b - Nissan LMP2								8	1	4:03.623 B	1:12.106	1:22.482	1:29.035	78.9	20:32.583
1	1	2:35.564	1:16.179	43.115	36.270	272.0	2:35.564	9	1	5:26.022	4:08.019	42.385	35.618	268.7	25:58.605
2	1	2:00.236	41.838	43.388	35.010	273.4	4:35.800	10	1	1:56.794	40.124	41.652	35.018	271.4	27:55.399
3	1	1:58.181	40.968	42.256	34.957	270.7	6:33.981	11	1	1:56.213	39.910	41.538	34.765	273.4	29:51.612
4	1	2:08.169 B	40.640	43.356	44.173	270.0	8:42.150	12	1	2:03.972 B	40.563	41.972	41.437	272.7	31:55.584
5	1	7:07.190	5:48.989	42.367	35.834	270.0	15:49.340	13	2	3:32.898	2:15.876	41.604	35.418	274.8	35:28.482
6	1	3:44.121 B	46.569	1:25.315	1:32.237	77.5	19:33.461	14	2	1:56.599	40.084	41.769	34.746	271.4	37:25.081
7	1	6:50.514	5:31.123	43.803	35.588	256.5	26:23.975	15	2	1:58.347	40.919	42.232	35.196	272.7	39:23.428
8	1	1:54.708	39.564	40.773	34.371	268.7	28:18.683	16	2	2:05.350 B	40.391	42.211	42.748	271.4	41:28.778
9	1	1:54.398	39.172	40.723	34.503	270.0	30:13.081	17	3	3:49.681	2:29.176	44.475	36.030	268.7	45:18.459
10	1	1:57.070	39.470	42.632	34.968	276.9	32:10.151	18	3	2:02.109	41.762	44.599	35.748	268.7	47:20.568
11	1	1:54.579	39.370	40.837	34.372	270.7	34:04.730	19	3	2:02.435	42.454	43.855	36.126	269.3	49:23.003
12	1	1:55.665	39.480	41.628	34.557	270.7	36:00.395	20	3	2:01.612	41.850	43.877	35.885	270.0	51:24.615
13	1	2:00.832 B	39.223	40.967	40.642	270.7	38:01.227	21	3	2:01.337	41.433	43.749	36.155	268.0	53:25.952
14	3	11:28.705	...	43.490	35.199	266.7	49:29.932	22	3	2:01.747	41.881	43.927	35.939	269.3	55:27.699
15	3	1:58.151	39.933	42.409	35.809	267.3	51:28.083	23	3	2:03.013	41.777	45.364	35.872	268.7	57:30.712
16	3	1:57.013	39.851	41.996	35.166	269.3	53:25.096	24	3	2:01.563	41.811	44.051	35.701	269.3	59:32.275
17	3	1:56.037	39.736	41.483	34.818	271.4	55:21.133	25	3	2:00.747	41.459	43.433	35.855	270.7	1:01:33.022
18	3	2:14.376 B	40.293	47.290	46.793	267.3	57:35.509								
42 Strakka Racing 1.Nick LEVENTIS 2.Danny WATTS 3.Jonny KANE Gibson 015S - Nissan LMP2								1	1	2:48.207	1:23.911	47.707	36.589	272.0	2:48.207
1	1	2:52.172	1:24.177	50.511	37.484	270.7	2:52.172	2	1	2:00.658	41.761	43.573	35.324	274.1	4:48.865
2	1	2:04.870	42.846	46.036	35.988	268.7	4:57.042	3	1	1:59.233	40.728	43.222	35.283	277.6	6:48.098
3	1	2:00.326	41.656	43.011	35.659	268.7	6:57.368	4	1	1:59.198	40.873	42.750	35.575	277.6	8:47.296
4	1	2:00.782	41.209	43.862	35.711	271.4	8:58.150	5	1	1:58.000	40.796	42.412	34.792	276.2	10:45.296
5	1	1:59.849	41.203	42.928	35.718	274.1	10:57.999	6	1	2:07.060 B	41.504	42.653	42.903	274.8	12:52.356
6	1	1:59.865	41.495	43.002	35.368	269.3	12:57.864	7	1	4:17.284 B	2:39.384	42.548	55.352	236.8	17:09.640
7	1	2:13.085 B	41.556	45.813	45.716	270.0	15:10.949	8	1	8:21.007	7:03.641	42.825	34.541	272.7	25:30.647
8	2	10:27.828	9:08.530	43.284	36.014	268.0	25:38.777	9	1	1:55.974	39.312	41.992	34.670	273.4	27:26.621
9	2	1:57.538	40.202	42.311	35.025	268.7	27:36.315	10	1	1:54.617	39.324	40.931	34.362	278.4	29:21.238
10	2	1:57.257	40.052	42.172	35.033	269.3	29:33.572	11	1	1:57.653	40.692	42.387	34.574	274.1	31:18.891
11	2	2:07.702 B	40.021	45.779	41.902	269.3	31:41.274	12	1	2:03.102 B	39.422	41.340	42.340	274.8	33:21.993
12	2	6:51.145	5:24.826	44.396	41.923	176.8	38:32.419	13	3	3:19.161	1:56.066	44.523	38.572	222.2	36:41.154
13	2	1:54.239	39.330	40.332	34.577	270.0	40:26.658	14	3	1:55.696	39.850	41.550	34.296	274.8	38:36.850
14	2	1:54.054	39.056	40.393	34.605	270.0	42:20.712	15	3	1:54.245	39.358	40.870	34.017	275.5	40:31.095
15	2	2:02.409 B	39.626	41.514	41.269	269.3	44:23.121	16	3	1:55.174	39.596	41.128	34.450	276.9	42:26.269
16	1	4:06.867	2:48.138	43.105	35.624	267.3	48:29.988	17	3	2:01.200 B	39.573	41.217	40.410	276.9	44:27.469
17	1	1:59.966	40.734	43.677	35.555	266.7	50:29.954	18	2	3:33.633	2:15.777	42.869	34.987	272.7	48:01.102
18	1	1:58.991	40.793	43.136	35.062	267.3	52:28.945	19	2	1:56.921	39.911	41.680	35.330	275.5	49:58.023
19	1	1:58.330	40.696	42.527	35.107	269.3	54:27.275	20	2	2:02.090 B	39.736	41.825	40.529	274.1	52:00.113
20	1	1:58.755	40.657	42.746	35.352	272.0	56:26.030	21	2	3:05.169	1:48.845	41.815	34.509	277.6	55:05.282
21	1	1:59.633	40.954	42.974	35.705	271.4	58:25.663	22	2	1:55.684	39.898	41.405	34.381	277.6	57:00.966
22	1	2:00.713	40.800	44.019	35.894	273.4	1:00:26.376	23	2	1:55.253	39.711	41.310	34.232	276.2	58:56.219
								24	2	1:56.598	40.086	41.970	34.542	276.2	1:00:52.817
43 Team Sard Morand 1.Pierre RAGUES 2.Oliver WEBB 3.Christopher CUMMING Morgan Evo - SARD LMP2								1	1	2:59.241 B	1:21.779	49.828	47.634	248.3	2:59.241
1	2	2:48.349	1:24.162	47.893	36.294	270.7	2:48.349	2	1	4:08.796	2:39.327	50.298	39.171	235.3	7:08.037
2	2	1:55.892	39.884	41.209	34.799	271.4	4:44.241	3	1	2:10.360	44.558	47.906	37.896	264.1	9:18.397
3	2	1:57.651	39.883	42.845	34.923	268.0	6:41.892	4	1	2:20.761 B	45.355	48.358	47.048	265.4	11:39.158
4	2	2:03.474 B	40.062	41.428	41.984	269.3	8:45.366	5	1	3:07.761	1:44.703	45.920	37.138	264.7	14:46.919
5	1	3:47.612	2:30.748	41.947	34.917	268.0	12:32.978	6	1	2:21.279	42.529	46.389	52.361	265.4	17:08.198
6	1	1:58.601	40.202	43.200	35.199	271.4	14:31.579	7	1	4:15.154 B	1:20.653	1:23.463	1:31.038	77.6	21:23.352
7	1	1:57.381	40.228	42.003	35.150	272.0	16:28.960	8	1	4:11.913	2:47.141	47.420	37.352	263.4	25:35.265
								9	1	2:07.432	43.260	46.691	37.481	263.4	27:42.697
50 Larbre Competition 1.Gianluca RODA 2.Paolo RUBERTI 3.Nicolai SYLVEST Chevrolet Corvette C7 LMGT E Am								1	1	2:59.241 B	1:21.779	49.828	47.634	248.3	2:59.241
1	1	2:59.241 B	1:21.779	49.828	47.634	248.3	2:59.241	2	1	4:08.796	2:39.327	50.298	39.171	235.3	7:08.037
2	1	4:08.796	2:39.327	50.298	39.171	235.3	7:08.037	3	1	2:10.360	44.558	47.906	37.896	264.1	9:18.397
3	1	2:10.360	44.558	47.906	37.896	264.1	9:18.397	4	1	2:20.761 B	45.355	48.358	47.048	265.4	11:39.158
4	1	2:20.761 B	45.355	48.358	47.048	265.4	11:39.158	5	1	3:07.761	1:44.703	45.920	37.138	264.7	14:46.919
5	1	3:07.761	1:44.703	45.920	37.138	264.7	14:46.919	6	1	2:21.279	42.529	46.389	52.361	265.4	17:08.198
6	1	2:21.279	42.529	46.389	52.361	265.4	17:08.198	7	1	4:15.154 B	1:20.653	1:23.463	1:31.038	77.6	21:23.352
7	1	4:15.154 B	1:20.653	1:23.463	1:31.038	77.6	21:23.352	8	1	4:11.913	2:47.141	47.420	37.352	263.4	25:35.265
8	1	4:11.913	2:47.141	47.420	37.352	263.4	25:35.265	9	1	2:07.432					



FIA WEC
6 Hours of Shanghai
Free Practice 3

Sector Analysis

Personal Best Session Best B Crossing the finish line in pit lane

Lap	D	Time	Sector 1	Sector 2	Sector 3	T. Spd	Elapsed	Lap	D	Time	Sector 1	Sector 2	Sector 3	T. Spd	Elapsed
10	1	2:07.747	43.386	47.002	37.359	263.4	29:50.444	13	1	2:05.176	42.687	45.767	36.722	264.7	35:07.951
11	1	2:16.629 B	44.769	47.163	44.697	264.1	32:07.073	14	1	2:12.030 B	42.851	46.026	43.153	264.7	37:19.981
12	2	3:22.146	1:57.780	46.666	37.700	265.4	35:29.219	15	1	2:55.716	1:34.816	44.568	36.332	264.7	40:15.697
13	2	2:06.545	43.094	46.391	37.060	266.7	37:35.764	16	1	2:03.177	41.892	45.060	36.225	264.7	42:18.874
14	2	2:05.908	42.800	46.323	36.785	265.4	39:41.672	17	1	2:12.870	42.110	46.537	44.223	143.6	44:31.744
15	2	2:06.058	42.934	46.346	36.778	267.3	41:47.730	18	1	2:03.961	42.236	45.323	36.402	264.1	46:35.705
16	2	2:16.595 B	43.375	46.646	46.574	265.4	44:04.325	19	1	2:03.679	42.312	45.023	36.344	266.0	48:39.384
17	3	3:38.057	2:13.008	47.531	37.518	261.5	47:42.382	20	1	2:10.889 B	42.600	45.569	42.720	263.4	50:50.273
18	3	2:08.060	43.669	47.090	37.301	263.4	49:50.442	21	2	3:06.549	1:42.554	46.283	37.712	239.5	53:56.822
19	3	2:06.773	43.256	46.509	37.008	266.0	51:57.215	22	2	2:06.299	42.829	46.541	36.929	264.1	56:03.121
20	3	2:07.140	43.171	46.818	37.151	266.0	54:04.355	23	2	2:05.367	42.920	45.843	36.604	266.7	58:08.488
21	3	2:06.983	43.101	46.916	36.966	266.0	56:11.338	24	2	2:05.497	42.792	46.004	36.701	266.7	1:00:13.985
22	3	2:07.798	43.393	46.998	37.407	267.3	58:19.136								
23	3	2:08.066	43.535	47.103	37.428	267.3	1:00:27.202								

51 **AF Corse** Ferrari F458 Italia
1. Gianmaria BRUNI LMGT E Pro
2. Toni VILANDER

1	1	2:36.741	1:12.466	46.246	38.029	261.5	2:36.741
2	1	2:05.444	42.735	45.771	36.938	264.1	4:42.185
3	1	2:06.431	42.742	46.093	37.596	268.7	6:48.616
4	1	2:05.042	42.907	45.469	36.666	264.1	8:53.658
5	1	2:05.125	42.478	45.448	37.199	264.7	10:58.783
6	1	2:04.298	42.466	45.251	36.581	264.7	13:03.081
7	1	2:04.712	42.536	45.558	36.618	264.1	15:07.793
8	1	2:59.524 B	42.268	48.679	1:28.577	79.6	18:07.317
9	1	6:39.237	5:15.421	46.277	37.539	264.1	24:46.554
10	1	2:05.256	42.763	45.778	36.715	263.4	26:51.810
11	1	2:04.703	42.464	45.608	36.631	264.7	28:56.513
12	1	2:12.095 B	42.564	45.423	44.108	264.7	31:08.608
13	1	3:06.960	1:44.625	45.217	37.118	262.8	34:15.568
14	1	2:02.747	41.812	44.558	36.377	265.4	36:18.315
15	1	2:10.095 B	41.863	44.890	43.342	264.1	38:28.410
16	2	3:25.170	2:02.965	45.594	36.611	264.1	41:53.580
17	2	2:04.617	42.436	45.477	36.704	264.1	43:58.197
18	2	2:04.808	42.450	45.260	37.098	264.7	46:03.005
19	2	2:04.188	42.650	45.043	36.495	264.1	48:07.193
20	2	2:03.822	42.167	45.072	36.583	264.1	50:11.015
21	2	2:05.046	42.424	46.044	36.578	265.4	52:16.061
22	2	2:04.785	42.301	45.412	37.072	266.0	54:20.846
23	2	2:04.594	42.543	45.490	36.561	267.3	56:25.440
24	2	2:05.345	42.758	45.763	36.824	264.7	58:30.785
25	2	2:04.915	42.514	45.746	36.655	264.7	1:00:35.700

71 **AF Corse** Ferrari F458 Italia
1. Davide RIGON LMGT E Pro
2. James CALADO

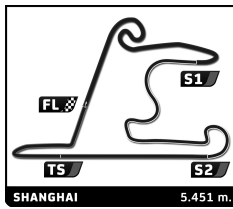
1	2	2:37.369	1:10.435	47.326	39.608	257.1	2:37.369
2	2	2:06.793	43.568	46.293	36.932	264.1	4:44.162
3	2	2:06.635	43.174	46.490	36.971	264.1	6:50.797
4	2	2:06.178	42.981	46.248	36.949	264.7	8:56.975
5	2	2:06.829	43.179	46.605	37.045	264.7	11:03.804
6	2	2:17.264 B	43.190	46.721	47.353	190.5	13:21.068
7	2	2:57.804	1:34.115	46.303	37.386	260.2	16:18.872
8	2	3:48.582 B	59.457	1:21.248	1:27.877	79.8	20:07.454
9	1	6:36.989	5:12.791	47.006	37.192	261.5	26:44.443
10	1	2:06.240	43.079	46.324	36.837	263.4	28:50.683
11	1	2:06.215	42.937	45.718	37.560	262.8	30:56.898
12	1	2:05.877	42.780	45.984	37.113	264.1	33:02.775

72 **SMP Racing** Ferrari F458 Italia
1. Victor SHAYTAR LMGT E Am
2. Andrea BERTOLINI 3. Aleksey BASOV

1	2	2:20.104	52.243	49.662	38.199	259.0	2:20.104
2	2	2:19.864 B	44.618	48.002	47.244	231.3	4:39.968
3	3	3:06.674	1:38.193	49.870	38.611	263.4	7:46.642
4	3	2:10.883	45.085	47.391	38.407	265.4	9:57.525
5	3	2:09.465	43.990	47.903	37.572	264.1	12:06.990
6	3	2:08.197	43.537	47.359	37.301	263.4	14:15.187
7	3	2:15.715 B	44.250	47.370	44.095	264.7	16:30.902
8	3	9:21.098	7:52.106	51.558	37.434	264.1	25:52.000
9	3	2:04.688	42.369	45.393	36.926	265.4	27:56.688
10	3	2:05.290	42.735	45.740	36.815	264.7	30:01.978
11	3	2:13.624 B	43.114	46.418	44.092	264.7	32:15.602
12	1	3:28.393	2:04.651	46.684	37.058	265.4	35:43.995
13	1	2:07.587	43.597	46.885	37.105	264.7	37:51.582
14	1	2:07.503	43.629	46.638	37.236	264.7	39:59.085
15	1	2:06.886	43.454	46.594	36.838	264.7	42:05.971
16	1	2:12.601 B	43.305	46.463	42.833	264.1	44:18.572
17	2	3:17.987	1:53.706	47.161	37.120	264.1	47:36.559
18	2	2:06.378	43.071	46.483	36.824	264.1	49:42.937
19	2	2:06.149	42.792	46.523	36.834	266.0	51:49.086
20	2	2:08.203	43.185	46.575	38.443	242.7	53:57.289
21	2	2:06.485	43.003	46.488	36.994	270.7	56:03.774
22	2	2:06.716	43.176	46.683	36.857	268.7	58:10.490
23	2	2:06.715	43.208	46.637	36.870	267.3	1:00:17.205

77 **Dempsey - Proton Racing** Porsche 911 RSR
1. Patrick DEMPSEY LMGT E Am
2. Patrick LONG 3. Marco SEEFRIED

1	1	2:54.690	1:23.402	52.882	38.406	262.1	2:54.690
2	1	2:10.282	44.762	47.994	37.526	266.0	5:04.972
3	1	2:23.899	57.274	49.049	37.576	264.1	7:28.871
4	1	2:10.174	44.425	48.006	37.743	264.7	9:39.045
5	1	2:09.273	43.972	47.718	37.583	264.1	11:48.318
6	1	2:10.173	44.175	48.267	37.731	264.7	13:58.491
7	1	2:19.908 B	44.532	48.680	46.696	264.7	16:18.399
8	1	10:54.426	9:27.436	48.875	38.115	262.1	27:12.825
9	1	2:10.596	44.629	48.620	37.347	266.7	29:23.421
10	1	2:08.224	43.709	46.601	37.914	264.7	31:31.645
11	1	2:08.340	43.997	47.058	37.285	264.7	33:39.985
12	1	2:08.514	43.694	47.316	37.504	263.4	35:48.499
13	1	2:17.076 B	44.415	47.556	45.105	264.1	38:05.575
14	2	3:33.669	2:06.910	47.099	39.660	241.1	41:39.244
15	2	2:06.411	43.074	46.358	36.979	264.1	43:45.655
16	2	2:05.835	42.880	45.908	37.047	263.4	45:51.490

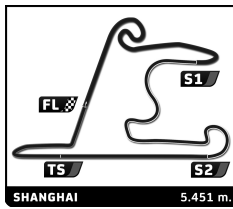


FIA WEC
6 Hours of Shanghai
Free Practice 3

Sector Analysis

Personal Best Session Best B Crossing the finish line in pit lane

Lap	D	Time	Sector 1	Sector 2	Sector 3	T. Spd	Elapsed	Lap	D	Time	Sector 1	Sector 2	Sector 3	T. Spd	Elapsed	
17	2	2:04.899	42.520	45.782	36.597	264.7	47:56.389	91 Porsche Team Manthey 1. Richard LIETZ 2. Michael CHRISTENSEN Porsche 911 RSR LMGTE Pro	1	1	3:29.805	2:05.991	46.772	37.042	261.5	3:29.805
18	2	2:12.935 B	42.964	47.085	42.886	263.4	50:09.324		2	1	2:05.702	42.867	46.090	36.745	262.1	5:35.507
19	2	5:35.274	4:09.028	47.134	39.112	265.4	55:44.598		3	1	2:05.058	42.577	45.701	36.780	262.8	7:40.565
20	2	2:06.670	43.124	46.608	36.938	265.4	57:51.268		4	1	2:05.684	43.421	45.726	36.537	263.4	9:46.249
21	2	2:05.659	43.157	45.732	36.770	265.4	59:56.927		5	1	2:11.251 B	42.801	45.754	42.696	264.1	11:57.500
22	2	2:05.618	42.987	45.840	36.791	264.7	1:02:02.545		6	2	13:26.833	...	46.213	39.603	182.1	25:24.333
									7	2	2:06.443	43.118	46.274	37.051	262.1	27:30.776
									8	2	2:05.754	42.938	46.051	36.765	263.4	29:36.530
									9	2	2:05.741	42.878	46.229	36.634	262.8	31:42.271
									10	2	2:11.429 B	42.676	45.992	42.761	264.7	33:53.700
								11	2	2:55.738	1:33.397	45.737	36.604	262.8	36:49.438	
								12	2	2:03.561	42.204	45.023	36.334	264.1	38:52.999	
								13	2	2:04.747	42.523	45.586	36.638	264.1	40:57.746	
								14	2	2:03.897	42.210	45.274	36.413	264.1	43:01.643	
								15	2	2:10.244 B	42.278	45.620	42.346	264.1	45:11.887	
								16	1	3:31.074	2:08.652	45.731	36.691	262.1	48:42.961	
								17	1	2:10.384	44.003	46.019	40.362	190.5	50:53.345	
								18	1	2:04.913	42.651	45.571	36.691	263.4	52:58.258	
								19	1	2:04.567	42.670	45.444	36.453	264.7	55:02.825	
								20	1	2:04.585	42.596	45.472	36.517	264.1	57:07.410	
								21	1	2:04.691	42.613	45.532	36.546	264.7	59:12.101	
								22	1	2:04.904	42.514	45.615	36.775	264.7	1:01:17.005	
								92 Porsche Team Manthey 1. Patrick PILET 2. Frédéric MAKOWIECKI Porsche 911 RSR LMGTE Pro	1	1	3:13.306	1:44.792	46.509	42.005	198.5	3:13.306
									2	1	2:09.877	44.641	47.026	38.210	261.5	5:23.183
									3	1	2:07.602	43.587	47.006	37.009	258.4	7:30.785
									4	1	2:05.390	42.612	45.920	36.858	262.1	9:36.175
									5	1	2:04.251	42.316	45.540	36.395	263.4	11:40.426
									6	1	2:03.959	42.327	45.252	36.380	263.4	13:44.385
									7	1	2:11.093 B	42.545	45.676	42.872	262.8	15:55.478
									8	2	10:10.487	8:47.602	45.651	37.234	259.0	26:05.965
									9	2	2:05.613	42.947	45.831	36.835	262.1	28:11.578
									10	2	2:05.797	42.489	46.619	36.689	261.5	30:17.375
								11	2	2:11.819 B	42.576	45.861	43.382	261.5	32:29.194	
								12	2	6:20.852	4:59.598	44.645	36.609	261.5	38:50.046	
								13	2	2:03.168	41.947	44.953	36.268	261.5	40:53.214	
								14	2	2:03.556	41.962	45.170	36.424	262.1	42:56.770	
								15	2	2:10.871 B	42.342	46.003	42.526	261.5	45:07.641	
								16	1	4:16.660	2:51.330	45.800	39.530	230.3	49:24.301	
								17	1	2:04.709	42.332	45.515	36.862	260.2	51:29.010	
								18	1	2:05.122	42.150	46.082	36.890	263.4	53:34.132	
								19	1	2:07.738	42.169			257.1	55:41.870	
								20	1	2:13.515 B	42.626	47.729	43.160	261.5	57:55.385	
								96 Aston Martin Racing 1. Francesco CASTELLACCI 2. Liam GRIFFIN 3. Stuart HALL Aston Martin Vantage V8 LMGTE Am	1	2	2:50.133	1:21.163	49.289	39.681	260.2	2:50.133
									2	2	2:09.736	44.099	48.070	37.567	263.4	4:59.869
									3	2	2:08.879	44.473	47.229	37.177	263.4	7:08.748
									4	2	2:10.366	44.127	48.405	37.834	264.7	9:19.114
									5	2	2:08.556	44.250	46.939	37.367	262.1	11:27.670



FIA WEC
6 Hours of Shanghai
Free Practice 3

Sector Analysis

■ Personal Best ■ Session Best B Crossing the finish line in pit lane

Lap	D	Time	Sector 1	Sector 2	Sector 3	T. Spd	Elapsed	Lap	D	Time	Sector 1	Sector 2	Sector 3	T. Spd	Elapsed
6	2	2:16.909B	44.121	47.115	45.673	261.5	13:44.579	11	2	2:13.498B	43.193	46.236	44.069	262.8	31:31.862
7	2	4:11.625B	1:51.670	51.861	1:28.094	79.9	17:56.204	12	3	3:37.772	2:11.743	46.892	39.137	248.8	35:09.634
8	2	7:16.585	5:48.519	49.815	38.251	262.1	25:12.789	13	3	2:06.779	43.189	46.645	36.945	264.1	37:16.413
9	2	2:20.151	51.277	49.036	39.838	247.1	27:32.940	14	3	2:06.884	43.667	46.280	36.937	262.8	39:23.297
10	2	2:08.722	44.287	46.882	37.553	262.8	29:41.662	15	3	2:06.014	43.200	45.848	36.966	262.8	41:29.311
11	2	2:07.687	43.381	46.778	37.528	262.1	31:49.349	16	3	2:12.040B	42.833	45.958	43.249	262.8	43:41.351
12	2	2:08.079	43.770	46.663	37.646	262.8	33:57.428	17	3	4:23.039	2:59.072	46.812	37.155	261.5	48:04.390
13	2	2:17.777B	43.561	47.315	46.901	257.8	36:15.205	18	3	2:05.638	42.773	45.948	36.917	260.9	50:10.028
14	3	3:23.691	1:58.183	47.376	38.132	262.1	39:38.896	19	3	2:13.230B	43.088	46.933	43.209	264.1	52:23.258
15	3	2:08.265	43.786	47.054	37.425	261.5	41:47.161	20	1	3:35.227	2:10.136	47.396	37.695	263.4	55:58.485
16	3	2:08.261	43.303	47.046	37.912	262.1	43:55.422	21	1	2:08.676	43.803	47.134	37.739	262.1	58:07.161
17	3	2:08.111	43.470	46.528	38.113	262.8	46:03.533	22	1	2:13.571	44.307	51.306	37.958	262.1	1:00:20.732
18	3	2:06.612	43.164	46.263	37.185	264.7	48:10.145								
19	3	2:13.373B	43.131	46.540	43.702	262.1	50:23.518								
20	1	3:35.286	2:09.239	48.318	37.729	263.4	53:58.804								
21	1	2:08.924	43.553	47.287	38.084	263.4	56:07.728								
22	1	2:09.017	43.784	47.605	37.628	263.4	58:16.745								
23	1	2:08.058	43.705	46.957	37.396	262.8	1:00:24.803								

97		Aston Martin Racing		Aston Martin Vantage V8		LMGTE Pro	
		1. Darren TURNER					
		2. Jonathan ADAM					
1	1	2:53.187	1:27.298	48.097	37.792	257.8	2:53.187
2	1	2:07.035	43.279	46.618	37.138	262.1	5:00.222
3	1	2:06.237	42.965	46.308	36.964	260.9	7:06.459
4	1	2:05.571	42.880	45.861	36.830	261.5	9:12.030
5	1	2:11.869B	43.054	46.114	42.701	261.5	11:23.899
6	1	3:56.602	2:35.073	44.979	36.550	262.1	15:20.501
7	1	3:00.386	42.056	54.056	1:24.274	79.5	18:20.887
8	1	4:06.883	1:20.103	1:22.457	1:24.323	79.5	22:27.770
9	1	2:25.385	1:02.251	45.428	37.706	259.0	24:53.155
10	1	2:04.555	42.318	45.533	36.704	262.1	26:57.710
11	1	2:11.109B	42.473	45.939	42.697	262.1	29:08.819
12	1	3:39.149	2:16.452	45.914	36.783	260.2	32:47.968
13	1	2:04.785	42.612	45.515	36.658	261.5	34:52.753
14	1	2:04.482	42.477	45.411	36.594	261.5	36:57.235
15	1	2:13.365B	43.160	47.243	42.962	260.9	39:10.600
16	2	6:11.438	4:45.083	48.272	38.083	257.1	45:22.038
17	2	2:06.379	43.019	46.421	36.939	262.1	47:28.417
18	2	2:07.271	43.292	46.342	37.637	262.8	49:35.688
19	2	2:05.316	42.592	45.911	36.813	261.5	51:41.004
20	2	2:06.900	43.153	46.822	36.925	262.1	53:47.904
21	2	2:05.368	42.774	45.891	36.703	264.7	55:53.272
22	2	2:05.567	42.685	46.177	36.705	264.7	57:58.839
23	2	2:05.703	42.702	46.210	36.791	264.1	1:00:04.542

98		Aston Martin Racing		Aston Martin Vantage V8		LMGTE Am	
		1. Paul DALLA LANA		3. Mathias LAUDA			
		2. Pedro LAMY					
1	1	3:32.285	2:01.035	49.348	41.902	152.5	3:32.285
2	1	2:12.844	44.417	50.239	38.188	260.9	5:45.129
3	1	2:17.749B	44.227	47.251	46.271	261.5	8:02.878
4	1	3:52.294	2:27.157	46.454	38.683	246.0	11:55.172
5	1	2:05.856	43.006	45.831	37.019	266.0	14:01.028
6	1	2:07.175	43.003	47.090	37.082	260.9	16:08.203
7	1	3:47.365B	55.637	1:21.921	1:29.807	79.7	19:55.568
8	2	5:10.923	3:44.667	47.968	38.288	260.2	25:06.491
9	2	2:06.518	43.078	45.850	37.590	264.1	27:13.009
10	2	2:05.355	42.827	45.796	36.732	262.8	29:18.364

99		Aston Martin Racing V8		Aston Martin Vantage V8		LMGTE Pro	
		1. Alex MACDOWALL		3. Richie STANAWAY			
		2. Fernando REES					
1	2	2:29.111	1:04.803	46.944	37.364	263.4	2:29.111
2	2	2:06.180	42.836	46.500	36.844	265.4	4:35.291
3	2	2:06.340	43.210	46.152	36.978	267.3	6:41.631
4	2	2:05.577	43.041	45.852	36.684	265.4	8:47.208
5	2	2:13.359B	43.541	46.473	43.345	265.4	11:00.567
6	3	7:49.566	5:16.332	1:09.027	1:24.207	79.5	18:50.133
7	3	4:05.512	1:19.266	1:21.961	1:24.285	79.5	22:55.645
8	3	2:13.408	49.822	46.553	37.033	264.1	25:09.053
9	3	2:06.193	43.062	46.362	36.769	264.7	27:15.246
10	3	2:07.477	43.397	46.973	37.107	264.1	29:22.723
11	3	2:05.948	43.108	46.070	36.770	265.4	31:28.671
12	3	2:13.148B	43.320	46.180	43.648	266.7	33:41.819
13	1	3:48.431	2:19.572	48.889	39.970	244.3	37:30.250
14	1	2:03.434	42.159	44.750	36.525	263.4	39:33.684
15	1	2:03.954	42.003	45.334	36.617	264.7	41:37.638
16	1	2:12.457B	42.278	46.125	44.054	264.7	43:50.095
17	2	3:36.653	2:07.634	50.049	38.970	254.7	47:26.748
18	2	2:05.999	42.681	46.564	36.754	263.4	49:32.747
19	2	2:04.478	42.263	45.665	36.550	266.0	51:37.225
20	2	2:04.726	42.421	45.574	36.731	268.0	53:41.951
21	2	2:08.154	43.540	45.851	38.763	222.7	55:50.105
22	2	2:05.158	42.580	45.888	36.690	266.0	57:55.263
23	2	2:04.535	42.512	45.604	36.419	266.7	59:59.798
24	2	2:13.342B	42.951	46.140	44.251	265.4	1:02:13.140