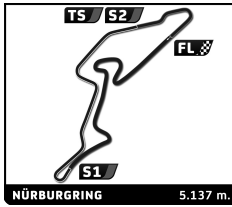


FIA WEC
6 Hours of Nürburgring
Free Practice 3
Sector Analysis

■ Personal Best ■ Session Best ■ Crossing the finish line in pit lane

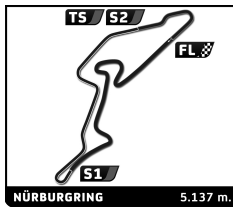
Lap	D	Time	Sector 1	Sector 2	Sector 3	T. Spd	Elapsed	Lap	D	Time	Sector 1	Sector 2	Sector 3	T. Spd	Elapsed
1	Toyota Racing 1. Anthony DAVIDSON 3. Kazuki NAKAJIMA Toyota TS 040 - Hybrid 2. Sébastien BUEMI LMP1 - H							2	1	1:49.859	51.879	40.315	17.665	283.3	4:24.319
	3	1	1:48.908	51.449	39.705	17.754	286.1	6:13.227							
	4	1	1:47.048	50.809	39.150	17.089	286.1	8:00.275							
	5	1	1:47.146	51.039	39.030	17.077	286.1	9:47.421							
	6	1	1:46.838	50.913	38.966	16.959	289.6	11:34.259							
	7	1	1:55.048 B	51.039	40.024	23.985	286.8	13:29.307							
	8	2	5:22.574	4:25.756	39.555	17.263	286.8	18:51.881							
	9	2	1:48.584	52.135	39.477	16.972	284.0	20:40.465							
	10	2	1:47.615	51.642	39.260	16.713	287.5	22:28.080							
	11	2	1:55.286 B	51.076	40.778	23.432	286.8	24:23.366							
	12	2	17:10.098	...	39.381	16.511	288.2	41:33.464							
	13	2	1:44.795	49.667	38.446	16.682	277.9	43:18.259							
	14	2	1:38.850	47.437	36.014	15.399	300.8	24:00.054							
	11	2	1:46.993 B	48.220	36.848	21.925	302.3	25:47.047							
	12	1	10:04.790	7:58.018	1:30.567	36.205	86.0	35:51.837							
	13	1	3:28.880	1:42.753	1:28.817	17.310	184.0	39:20.717							
	14	1	1:42.090	49.645	36.454	15.991	300.0	41:02.807							
	15	1	1:41.929	48.575	37.594	15.760	300.0	42:44.736							
	16	1	1:40.215	47.644	36.616	15.955	301.5	44:24.951							
	17	1	1:41.242	47.674	36.732	16.836	299.2	46:06.193							
	18	1	1:45.945 B	47.430	35.717	22.798	300.8	47:52.138							
	19	1	5:55.426	5:01.494	37.878	16.054	301.5	53:47.564							
	20	1	1:39.224	47.479	36.070	15.675	300.0	55:26.788							
21	1	1:42.666	48.007	38.787	15.872	298.5	57:09.454								
22	1	1:40.096	47.749	36.610	15.737	300.0	58:49.550								
23	1	1:39.707	47.727	36.222	15.758	299.2	1:00:29.257								
2	Toyota Racing 1. Alexander WURZ 3. Mike CONWAY Toyota TS 040 - Hybrid 2. Stéphane SARRAZIN LMP1 - H							2	1	2:20.573 B	1:17.078	38.670	24.825	297.7	2:20.573
	2	1	10:22.556	9:29.323	37.307	15.926	304.7	12:43.129							
	3	1	1:39.356	47.766	35.985	15.605	308.7	14:22.485							
	4	1	1:39.412	47.767	36.214	15.431	307.1	16:01.897							
	5	1	1:58.748	1:05.887	36.313	16.548	307.9	18:00.645							
	6	1	1:38.588	47.555	35.647	15.386	307.9	19:39.233							
	7	1	1:39.061	47.523	35.862	15.676	309.5	21:18.294							
	8	1	1:41.917	47.731	35.984	18.202	307.9	23:00.211							
	9	1	1:40.594	47.744	37.198	15.652	280.6	24:40.805							
	10	1	1:47.112 B	48.012	37.512	21.588	312.8	26:27.917							
	11	1	14:08.715	...	35.760	16.110	310.3	40:36.632							
	12	1	1:37.109	46.611	35.106	15.392	311.2	42:13.741							
	13	1	1:37.456	46.800	35.351	15.305	310.3	43:51.197							
	14	1	1:45.233 B	47.730	36.242	21.261	307.9	45:36.430							
	15	2	2:20.604	1:28.330	36.386	15.888	297.0	47:57.034							
	16	2	1:38.619	47.281	35.781	15.557	306.3	49:35.653							
	17	2	1:39.887	47.634	36.515	15.738	305.5	51:15.540							
	18	2	1:38.470	47.089	35.978	15.403	303.9	52:54.010							
	19	2	1:39.334	47.901	35.452	15.981	308.7	54:33.344							
	20	2	1:38.265	47.133	35.721	15.411	307.1	56:11.609							
	21	2	1:41.088	47.948	36.391	16.749	306.3	57:52.697							
	22	2	1:39.771	48.009	35.951	15.811	308.7	59:32.468							
	23	2	1:40.261	47.931	36.135	16.195	309.5	1:01:12.729							
4	Team Bykolles 1. Simon TRUMMER CLM P1/01 - AER 2. Pierre KAFFER LMP1							1	1	2:15.047	1:17.962	39.263	17.822	302.3	2:15.047
	2	1	1:42.251	49.580	36.720	15.951	309.5	3:57.298							
	3	1	1:42.363	48.298	37.009	17.056	308.7	5:39.661							
	4	1	1:44.148	49.490	37.133	17.525	308.7	7:23.809							
	5	1	1:48.839	52.968	38.659	17.212	284.7	9:12.648							
	6	1	1:49.412 B	51.005	37.301	21.106	309.5	11:02.060							
	7	1	5:52.974	5:01.820	35.773	15.381	310.3	16:55.034							



FIA WEC
6 Hours of Nürburgring
Free Practice 3
Sector Analysis

■ Personal Best ■ Session Best B Crossing the finish line in pit lane

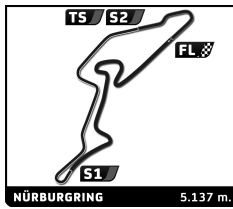
Lap	D	Time	Sector 1	Sector 2	Sector 3	T. Spd	Elapsed	Lap	D	Time	Sector 1	Sector 2	Sector 3	T. Spd	Elapsed
8	1	1:37.574	46.679	35.701	15.194	310.3	18:32.608	15	3	3:13.488	1:44.639	1:10.399	18.450	287.5	39:37.888
9	1	1:37.035	46.647	34.993	15.395	312.0	20:09.643	16	3	1:50.325	53.852	39.252	17.221	300.0	41:28.213
10	1	1:44.936 B	46.886	35.979	22.071	307.9	21:54.579	17	3	1:45.339	49.995	39.040	16.304	300.0	43:13.552
11	3	2:38.876	1:47.030	36.233	15.613	311.2	24:33.455	18	3	1:43.504	49.360	37.743	16.401	301.5	44:57.056
12	3	1:40.452	48.869	36.235	15.348	311.2	26:13.907	19	3	1:53.549 B	49.802	39.653	24.094	272.1	46:50.605
13	3	1:39.995	47.987	36.153	15.855	294.7	27:53.902	20	1	4:56.118	3:09.089	1:29.320	17.709	294.7	51:46.723
14	3	1:38.560	47.795	35.628	15.137	311.2	29:32.462	21	1	1:57.482 B	52.991	40.085	24.406	277.9	53:44.205
15	3	3:14.299 B	1:03.070	1:29.877	41.352	86.9	32:46.761	17 Porsche Team Porsche 919 Hybrid LMP1 - H 1.Timo BERNHARD 3.Brendon HARTLEY 2.Mark WEBBER							
16	1	7:43.480	6:50.030	37.427	16.023	308.7	40:30.241	1	1	1:47.237	54.855	36.497	15.885	294.7	1:47.237
17	1	1:39.146	47.675	35.949	15.522	307.9	42:09.387	2	1	1:37.746	47.029	35.609	15.108	299.2	3:24.983
18	1	1:38.973	47.016	36.653	15.304	310.3	43:48.360	3	1	1:44.902	50.610	38.968	15.324	294.7	5:09.885
19	1	1:39.669	47.911	36.371	15.387	300.8	45:28.029	4	1	1:37.665	46.010	35.571	16.084	303.9	6:47.550
20	1	1:45.486 B	47.805	36.818	20.863	302.3	47:13.515	5	1	1:45.583 B	46.556	35.010	24.017	299.2	8:33.133
21	2	2:41.018	1:48.937	36.310	15.771	307.9	49:54.533	6	2	3:29.983	2:37.771	36.490	15.722	294.0	12:03.116
22	2	1:38.968	47.490	35.816	15.662	310.3	51:33.501	7	2	1:36.647	46.302	35.038	15.307	303.1	13:39.763
23	2	1:40.073	47.848	36.413	15.812	309.5	53:13.574	8	2	1:43.385	49.705	37.626	16.054	296.2	15:23.148
24	2	1:38.997	47.493	35.982	15.522	307.9	54:52.571	9	2	1:37.195	46.378	35.722	15.095	301.5	17:00.343
25	2	1:38.202	47.253	35.531	15.418	309.5	56:30.773	10	2	1:46.020 B	47.837	36.508	21.675	295.5	18:46.363
26	2	1:41.009	47.941	37.121	15.947	309.5	58:11.782	11	2	3:08.673	2:17.111	36.184	15.378	296.2	21:55.036
27	2	1:42.055	49.588	36.618	15.849	295.5	59:53.837	12	2	1:37.943	47.156	35.701	15.086	297.7	23:32.979
28	2	1:39.879	48.482	35.897	15.500	307.1	1:01:33.716	13	2	1:39.521	47.056	37.275	15.190	294.0	25:12.500
12 Rebellion Racing Rebellion R-One - AER LMP1 1.Nicolas PROST 3.Nick HEIDFELD 2.Mathias BECHE								18 Porsche Team Porsche 919 Hybrid LMP1 - H 1.Romain DUMAS 3.Marc LIEB 2.Neel JANI							
1	1	2:19.612	1:21.357	40.448	17.807	300.8	2:19.612	1	1	1:50.146	57.305	36.468	16.373	295.5	1:50.146
2	1	1:46.395	50.652	38.707	17.036	300.8	4:06.007	2	1	1:36.959	46.504	35.495	14.960	300.0	3:27.105
3	1	1:46.977	50.723	38.777	17.477	269.0	5:52.984	3	1	1:48.980	49.958	41.963	17.059	205.6	5:16.085
4	1	1:46.571	50.409	39.169	16.993	301.5	7:39.555	4	1	1:36.727	46.483	35.202	15.042	303.9	6:52.812
5	1	1:45.377	49.936	38.519	16.922	300.8	9:24.932	5	1	1:49.151 B	50.953	36.063	22.135	288.2	8:41.963
6	1	1:46.047	50.091	38.275	17.681	303.1	11:10.979	6	3	3:24.903	2:30.842	36.645	17.416	256.0	12:06.866
7	1	1:52.755 B	50.799	38.535	23.421	303.1	13:03.734	7	3	1:36.036	46.157	34.885	14.994	303.1	13:42.902
8	3	4:58.011	4:01.662	39.080	17.269	290.3	18:01.745	8	3	1:43.413	50.334	36.350	16.729	296.2	15:26.315
9	3	1:45.297	50.364	38.433	16.500	301.5	19:47.042	9	3	1:36.677	46.567	35.098	15.012	303.9	17:02.992
10	3	1:44.615	49.959	38.316	16.340	301.5	21:31.657	10	3	1:47.325 B	48.127	36.206	22.992	279.2	18:50.317
11	3	1:52.811 B	50.187	38.783	23.841	279.2	23:24.468	11	1	7:37.968	6:46.407	36.155	15.406	286.1	26:28.285
12	3	17:27.159	...	38.286	17.419	294.0	40:51.627	12	1	1:49.828 B	52.253	36.462	21.113	300.8	28:18.113
13	3	1:53.815	50.650	44.387	18.778	194.4	42:45.442	13	1	11:55.876	...	36.664	16.283	299.2	40:13.989
14	3	1:43.601	49.371	37.825	16.405	303.1	44:29.043	14	1	1:40.345	47.430	36.459	16.456	294.7	41:54.334
15	3	1:53.850	50.865	43.701	19.284	256.6	46:22.893	15	1	1:38.676	47.445	36.129	15.102	300.0	43:33.010
16	3	1:53.648 B	49.689	38.787	25.172	286.8	48:16.541	16	1	1:39.513	47.775	36.520	15.218	297.0	45:12.523
13 Rebellion Racing Rebellion R-One - AER LMP1 1.Alexandre IMPERATORI 3.Daniel ABT 2.Dominik KRAIHAMER								17							
1	2	2:07.094	1:09.263	40.114	17.717	299.2	2:07.094	17	1	1:43.927	49.021	36.167	18.739	279.9	46:56.450
2	2	1:45.533	50.437	38.308	16.788	300.0	3:52.627								
3	2	1:50.284	53.443	38.636	18.205	301.5	5:42.911								
4	2	1:45.908	50.321	39.014	16.573	299.2	7:28.819								
5	2	1:47.382	51.982	38.415	16.985	299.2	9:16.201								
6	2	1:47.142	51.416	38.181	17.545	301.5	11:03.343								
7	2	1:45.451	50.062	38.671	16.718	301.5	12:48.794								
8	2	1:52.742 B	50.078	38.770	23.894	300.0	14:41.536								
9	3	4:44.237	3:47.699	39.181	17.357	300.8	19:25.773								
10	3	1:46.414	50.194	39.520	16.700	298.5	21:12.187								
11	3	1:47.983	50.131	38.577	19.275	275.3	23:00.170								
12	3	1:51.362 B	50.292	38.053	23.017	303.1	24:51.532								
13	3	7:39.207	5:30.232	1:32.180	36.795	84.5	32:30.739								
14	3	3:53.661	1:44.782	1:32.189	36.690	84.7	36:24.400								



FIA WEC
6 Hours of Nürburgring
Free Practice 3
Sector Analysis

■ Personal Best ■ Session Best ■ Crossing the finish line in pit lane

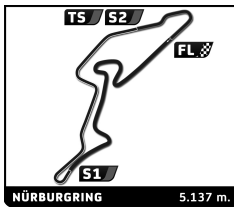
Lap	D	Time	Sector 1	Sector 2	Sector 3	T. Spd	Elapsed	Lap	D	Time	Sector 1	Sector 2	Sector 3	T. Spd	Elapsed
36	Signatech Alpine 1.Nelson PANCIATICI 2.Paul Loup CHATIN 3.Vincent CAPILLAIRE Alpine A450b - Nissan LMP2							26	1	1:51.906	53.448	40.857	17.601	264.1	1:01:44.014
	1	2	3:33.245	2:31.389	43.450	18.406	260.6		3:33.245						
	2	2	2:16.820B	54.775	52.130	29.915	201.4		5:50.065						
	3	2	3:40.574	2:42.919	40.209	17.446	263.5		9:30.639						
	4	2	1:51.441	52.965	41.205	17.271	263.5		11:22.080						
	5	2	1:48.709	51.681	39.905	17.123	265.3		13:10.789						
	6	2	1:50.215	52.698	40.466	17.051	263.5		15:01.004						
	7	2	1:47.986	51.631	39.497	16.858	265.3		16:48.990						
	8	2	1:51.419	52.637	41.719	17.063	265.3		18:40.409						
	9	2	1:54.367B	51.870	39.906	22.591	265.9		20:34.776						
	10	3	3:38.156	2:40.040	40.635	17.481	262.3		24:12.932						
	11	3	1:51.350	52.487	41.150	17.713	263.5		26:04.282						
	12	3	1:51.796	52.528	41.130	18.138	264.1		27:56.078						
	13	3	1:51.222	52.647	40.983	17.592	264.1		29:47.300						
	14	3	3:46.463	1:30.803	1:34.832	40.828	82.0		33:33.763						
	15	3	4:04.795B	1:48.429	1:35.594	40.772	80.2		37:38.558						
	16	1	3:49.036	2:48.324	42.621	18.091	258.8		41:27.594						
17	1	1:51.752	52.739	41.276	17.737	260.6	43:19.346								
18	1	1:56.303B	52.759	40.219	23.325	263.5	45:15.649								
19	1	3:43.449	2:43.278	42.532	17.639	225.0	48:59.098								
20	1	1:46.730	50.909	39.192	16.629	265.9	50:45.828								
21	1	1:47.198	50.850	39.476	16.872	265.3	52:33.026								
22	1	2:00.373	58.806	44.545	17.022	263.5	54:33.399								
23	1	1:48.427	51.287	39.498	17.642	267.1	56:21.826								
24	1	1:49.451	52.082	39.664	17.705	265.3	58:11.277								
25	1	1:47.780	51.509	39.477	16.794	266.5	59:59.057								
26	1	1:49.348	51.367	40.318	17.663	265.9	1:01:48.405								
43	Team Sard Morand 1.Pierre RAGUES 2.Oliver WEBB 3.Archie HAMILTON Morgan Evo - SARD LMP2							27	1	2:27.341	1:25.009	43.557	18.775	257.1	2:27.341
	2	3	1:53.861	54.519	41.307	18.035	257.7		4:21.202						
	3	3	1:52.014	53.096	40.959	17.959	258.3		6:13.216						
	4	3	1:51.031	52.927	40.693	17.411	259.4		8:04.247						
	5	3	1:50.357	52.539	40.484	17.334	260.6		9:54.604						
	6	3	1:50.622	52.689	40.659	17.274	261.2		11:45.226						
	7	3	1:52.047	53.010	41.129	17.908	261.2		13:37.273						
	8	3	1:50.967	52.592	40.873	17.502	261.2		15:28.240						
	9	3	1:50.672	52.752	40.651	17.269	260.6		17:18.912						
	10	3	1:51.807	53.721	40.826	17.260	261.7		19:10.719						
	11	3	2:05.483B	54.961	41.713	28.809	233.5		21:16.202						
	12	1	3:48.282	2:49.901	40.558	17.823	264.1		25:04.484						
	13	1	1:49.787	52.221	40.182	17.384	264.1		26:54.271						
	14	1	1:49.169	51.905	40.024	17.240	262.9		28:43.440						
	15	1	2:16.662B	51.697	48.231	36.734	85.9		31:00.102						
	16	1	10:14.709	9:16.061	40.967	17.681	260.0		41:14.811						
	17	1	1:47.570	51.229	39.419	16.922	262.3		43:02.381						
18	1	1:51.528	51.292	41.220	19.016	197.6	44:53.909								
19	1	1:49.063	51.525	40.371	17.167	262.3	46:42.972								
20	1	1:57.157B	53.120	40.764	23.273	260.0	48:40.129								
21	2	3:27.622	2:27.163	41.574	18.885	234.9	52:07.751								
22	2	1:48.209	51.805	39.733	16.671	264.1	53:55.960								
23	2	1:47.269	51.193	39.464	16.612	262.9	55:43.229								
24	2	1:54.642B	52.284	39.914	22.444	263.5	57:37.871								
47	KCMG 1.Matthew HOWSON 2.Richard BRADLEY 3.Nick TANDY Oreca 05 - Nissan LMP2							28	1	2:47.946	1:46.866	42.919	18.161	265.9	2:47.946
	2	1	1:53.250	53.910	41.506	17.834	266.5		4:41.196						
	3	1	1:51.483	53.452	40.342	17.689	267.1		6:32.679						
	4	1	1:59.611B	52.713	40.477	26.421	222.4		8:32.290						
	5	1	2:42.359	1:45.803	39.417	17.139	269.0		11:14.649						
	6	1	1:47.956	51.510	39.662	16.784	269.6		13:02.605						
	7	1	1:46.808	51.031	39.070	16.707	269.6		14:49.413						
	8	1	1:47.897	51.825	39.297	16.775	269.0		16:37.310						
	9	1	1:57.004B	51.959	39.401	25.644	269.6		18:34.314						
	10	3	3:27.645	2:29.366	40.457	17.822	267.7		22:01.959						
	11	3	1:47.509	51.199	39.611	16.699	267.1		23:49.468						
	12	3	1:47.260	51.054	39.445	16.761	270.2		25:36.728						
	13	3	1:46.547	50.825	39.113	16.609	270.8		27:23.275						
	14	3	1:55.407B	52.380	40.806	22.221	269.0		29:18.682						
	15	3	4:38.420B	2:28.870	1:31.867	37.683	84.5		33:57.102						
	16	3	7:54.727	6:49.824	43.875	21.028	173.1		41:51.829						
	17	3	1:49.449	51.334	40.092	18.023	269.6		43:41.278						
18	3	1:50.385	51.510	40.132	18.743	267.7	45:31.663								
19	3	1:51.553	50.859	41.495	19.199	240.2	47:23.216								
20	3	1:49.184	50.878	40.895	17.411	262.9	49:12.400								
21	3	1:45.802	50.525	38.945	16.332	270.8	50:58.202								
22	3	1:53.626B	51.007	39.527	23.092	270.8	52:51.828								
23	2	3:04.529	2:07.897	39.616	17.016	270.8	55:56.357								
24	2	1:48.985	52.723	39.493	16.769	270.2	57:45.342								
25	2	1:46.830	50.994	39.219	16.617	270.8	59:32.172								
26	2	1:49.452	52.459	40.151	16.842	271.5	1:01:21.624								



FIA WEC
6 Hours of Nürburgring
Free Practice 3
Sector Analysis

■ Personal Best ■ Session Best B Crossing the finish line in pit lane

Lap	D	Time	Sector 1	Sector 2	Sector 3	T. Spd	Elapsed	Lap	D	Time	Sector 1	Sector 2	Sector 3	T. Spd	Elapsed	
50 Larbre Competition Chevrolet Corvette C7 1. Gianluca RODA 2. Paolo RUBERTI 3. Kristian POULSEN LMGTE Am								3	1	2:07.495	B	56.501	43.720	27.274	255.5	6:50.737
4	1	3:20.870		2:19.282	43.125	18.463	255.5	10:11.607								
5	1	1:56.253		54.948	42.755	18.550	257.1	12:07.860								
6	1	1:55.819		54.960	42.697	18.162	255.5	14:03.679								
7	1	1:55.712		54.921	42.627	18.164	255.5	15:59.391								
8	1	2:01.770	B	55.278	42.711	23.781	237.8	18:01.161								
9	1	4:34.490		3:32.681	43.328	18.481	256.6	22:35.651								
10	1	1:56.165		55.004	42.849	18.312	256.6	24:31.816								
11	1	2:00.578		55.163	45.185	20.230	190.6	26:32.394								
12	1	1:55.854		55.044	42.653	18.157	257.7	28:28.248								
13	1	2:24.175	B	56.523	50.613	37.039	79.8	30:52.423								
14	2	5:10.655		3:03.866	1:30.646	36.143	86.2	36:03.078								
15	2	3:26.532		1:43.013	1:23.045	20.474	213.1	39:29.610								
16	2	2:00.630		57.101	44.451	19.078	247.4	41:30.240								
17	2	1:56.780		55.423	43.032	18.325	256.6	43:27.020								
18	2	1:58.935		55.670	43.290	19.975	255.5	45:25.955								
19	2	1:59.262		55.235	44.042	19.985	253.2	47:25.217								
20	2	2:01.937	B	55.111	42.894	23.932	256.6	49:27.154								
21	2	2:58.985		1:55.505	44.663	18.817	256.6	52:26.139								
22	2	1:54.481		54.306	42.238	17.937	258.8	54:20.620								
23	2	1:57.983		55.742	43.621	18.620	257.7	56:18.603								
24	2	1:58.061		55.380	42.990	19.691	238.3	58:16.664								
25	2	1:55.070		54.610	42.363	18.097	258.3	1:00:11.734								
51 AF Corse Ferrari F458 Italia 1. Gianmaria BRUNI 2. Toni VILANDER LMGTE Pro								1	2	3:01.664		1:55.938	44.248	21.478	247.9	3:01.664
2	2	1:56.791		55.426	42.916	18.449	254.9	4:58.455								
3	2	1:58.684		55.254	43.791	19.639	229.9	6:57.139								
4	2	1:56.650		55.472	42.705	18.473	257.1	8:53.789								
5	2	1:58.876		55.387	43.789	19.700	250.0	10:52.665								
6	2	1:56.170		55.207	42.771	18.192	257.1	12:48.835								
7	2	1:59.011		56.041	43.792	19.178	255.5	14:47.846								
8	2	1:57.421		55.832	42.919	18.670	258.3	16:45.267								
9	2	1:59.469		55.094	45.623	18.752	256.6	18:44.736								
10	2	2:03.950	B	56.198	43.402	24.350	257.7	20:48.686								
11	2	3:11.129		2:09.222	43.388	18.519	254.9	23:59.815								
12	2	1:56.884		55.577	42.996	18.311	256.0	25:56.699								
13	2	1:56.526		55.290	42.839	18.397	257.7	27:53.225								
14	2	2:03.843	B	55.730	44.148	23.965	254.9	29:57.068								
15	1	8:33.864	B	6:24.896	1:30.770	38.198	85.5	38:30.932								
16	1	2:22.760		1:19.694	43.691	19.375	256.6	40:53.692								
17	1	1:57.255		55.286	43.471	18.498	256.0	42:50.947								
18	1	1:56.880		55.526	42.939	18.415	256.6	44:47.827								
19	1	1:57.725		55.475	43.071	19.179	257.7	46:45.552								
20	1	1:56.894		55.387	43.031	18.476	255.5	48:42.446								
21	1	2:03.291	B	56.210	43.127	23.954	256.6	50:45.737								
22	1	3:00.204		1:58.947	43.218	18.039	258.3	53:45.941								
23	1	1:54.331		54.417	42.025	17.889	257.7	55:40.272								
24	1	2:05.933	B	55.904	43.053	26.976	258.8	57:46.205								
25	2	3:06.061		2:03.355	43.674	19.032	239.3	1:00:52.266								
71 AF Corse Ferrari F458 Italia 1. Davide RIGON 2. James CALADO LMGTE Pro								1	1	2:40.816		1:33.743	46.529	20.544	249.5	2:40.816
2	1	2:02.426		58.084	45.023	19.319	242.7	4:43.242								
72 SMP Racing Ferrari F458 Italia 1. Victor SHAYTAR 2. Andrea BERTOLINI 3. Aleksey BASOV LMGTE Am								1	2	3:03.491		1:58.350	45.426	19.715	251.1	3:03.491
2	2	2:06.999		1:01.999	45.302	19.698	251.6	5:10.490								
3	2	1:57.825		55.613	43.476	18.736	252.2	7:08.315								
4	2	1:57.310		55.391	43.291	18.628	252.7	9:05.625								
5	2	2:04.085	B	55.385	43.863	24.837	248.9	11:09.710								
6	2	4:18.002	B	3:10.053	43.917	24.032	253.8	15:27.712								
7	1	10:24.483		9:20.953	44.388	19.142	251.1	25:52.195								
8	1	1:58.752		56.119	43.766	18.867	252.2	27:50.947								
9	1	1:59.241		56.161	44.253	18.827	251.6	29:50.188								
10	1	3:44.833	B	1:30.058	1:35.116	39.659	77.7	33:35.021								
11	1	7:26.976		6:22.656	45.276	19.044	230.3	41:01.997								
12	1	1:56.295		54.924	43.011	18.360	253.8	42:58.292								
13	1	1:56.937		54.957	43.142	18.838	254.9	44:55.229								
14	1	2:09.649	B	59.781	44.604	25.264	253.8	47:04.878								
15	3	4:50.382		3:46.761	44.569	19.052	253.2	51:55.260								
16	3	1:59.872		56.245	44.707	18.920	254.9	53:55.132								
17	3	1:59.794		57.152	43.803	18.839	254.9	55:54.926								
18	3	1:59.571		56.600	43.863	19.108	254.9	57:54.497								
19	3	1:58.838		55.933	43.937	18.968	255.5	59:53.335								
20	3	1:58.270		55.767	43.753	18.750	255.5	1:01:51.605								
77 Dempsey - Proton Racing Porsche 911 RSR 1. Patrick DEMPSEY 2. Patrick LONG 3. Marco SEEFRIED LMGTE Am								1	2	3:21.349		2:18.367	44.173	18.809	252.7	3:21.349
2	2	1:57.504		54.779	43.762	18.963	254.9	5:18.853								
3	2	1:56.310		55.126	42.694	18.490	256.0	7:15.163								
4	2	1:58.996		55.317	43.057	20.622	254.9	9:14.159								
5	2	1:57.022		55.321	43.095	18.606	256.0	11:11.181								
6	2	1:56.861		55.242	43.288	18.331	256.0	13:08.042								
7	2	1:56.713		55.011	43.261	18.441	255.5	15:04.755								
8	2	2:04.782	B	55.011	42.966	26.805	255.5	17:09.537								



FIA WEC
6 Hours of Nürburgring
Free Practice 3

Sector Analysis

■ Personal Best ■ Session Best **B** Crossing the finish line in pit lane

Lap	D	Time	Sector 1	Sector 2	Sector 3	T. Spd	Elapsed	Lap	D	Time	Sector 1	Sector 2	Sector 3	T. Spd	Elapsed
4	1	6:28.986	5:24.479	45.289	19.218	251.6	13:09.711								
5	1	1:58.881			18.868	253.2	15:08.592								
6	1	1:58.276	55.921	43.686	18.669	253.2	17:06.868								
7	1	2:00.644	56.780	44.850	19.014	250.0	19:07.512								
8	1	2:03.778 B			24.296	253.8	21:11.290								
9	1	3:18.597					24:29.887								
10	1	1:57.616	55.766	43.384	18.466	255.5	26:27.503								
11	1	2:09.895 B	1:00.378	45.019	24.498	255.5	28:37.398								
12	1	12:15.304	...	44.208	19.380	254.3	40:52.702								
13	1	1:54.803	54.506	42.222	18.075	256.0	42:47.505								
14	1	2:05.397 B			27.730	253.8	44:52.902								
15	1	3:32.124					48:25.026								
16	1	1:55.412	54.721	42.556	18.135	256.0	50:20.438								
17	1	1:56.202	55.106	42.785	18.311	256.0	52:16.640								
18	1	2:01.808 B	55.163	42.775	23.870	255.5	54:18.448								
19	1	3:10.103					57:28.551								
20	1	2:01.589	56.474	45.221	19.894	252.7	59:30.140								
21	1	1:58.059	56.083	43.429	18.547	254.3	1:01:28.199								