FIA WORLD ENDURANCE CHAMPIONSHIP

6 HOURS OF CIRCUIT OF THE AMERICAS

TUDOR

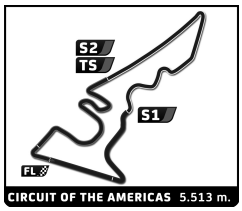

FIA WEC

6 Hours of Circuit of the Americas

Free Practice 1

Sector Analysis

Personal Best | Session Best | **B** Crossing the finish line in pit lane

1 — Toyota Racing — Toyota TS 040 - Hybrid — LMP1 - H

1.Anthony DAVIDSON, 2.Sébastien BUEMI, 3.Kazuki NAKAJIMA

Lap	D	Time	Sector 1	Sector 2	Sector 3	T. Spd	Elapsed
1	2	2:26.776	53.075	45.885	47.816	231.3	2:26.776
2	2	1:55.159	25.076	44.077	46.006	251.7	4:21.935
3	2	1:54.512	23.812	45.262	45.438	268.0	6:16.447
4	2	1:51.279	23.295	42.760	45.224	273.4	8:07.726
5	2	1:53.434	23.306	42.671	47.457	266.0	10:01.160
6	2	1:55.925	23.457	45.994	46.474	263.4	11:57.085
7	2	1:57.722 B	24.321	45.890	47.511	274.8	13:54.807
8	2	10:25.371	8:56.289	43.011	46.071	289.5	24:20.178
9	2	1:52.168	23.449	43.079	45.640	252.9	26:12.346
10	2	1:51.687	23.750	42.917	45.020	254.7	28:04.033
11	2	1:53.668	23.459	43.232	46.977	252.9	29:57.701
12	2	2:30.970 B	23.701	43.502	1:23.767	217.7	32:28.671
13	1	9:13.478	7:41.267	44.597	47.614	285.7	41:42.149
14	1	1:54.476	24.132	44.239	46.105	282.0	43:36.625
15	1	1:53.780	23.764	43.927	46.089	262.1	45:30.405
16	1	1:54.791	23.889	45.081	45.821	282.0	47:25.196
17	1	1:53.025	23.490	43.473	46.062	263.4	49:18.221
18	1	1:57.351 B	23.575	43.339	50.437	285.0	51:15.572
19	1	8:08.611	6:36.000	46.074	46.537	260.2	59:24.183
20	1	3:22.774	27.808	1:42.736	1:12.230	79.5	1:02:46.957
21	1	1:52.784	24.036	43.543	45.205	248.8	1:04:39.741
22	1	1:53.845	24.245	44.261	45.339	267.3	1:06:33.586
23	1	1:52.363	23.715	43.489	45.159	260.9	1:08:25.949
24	1	1:52.776	23.515	43.629	45.632	264.1	1:10:18.725
25	1	1:51.992	23.666	42.934	45.392	257.1	1:12:10.717
26	1	1:53.718 B	23.832	43.796	46.090	274.8	1:14:04.435
27	3	3:41.222	2:06.889	47.231	47.102	236.8	1:17:45.657
28	3	1:55.598	24.514	45.351	45.733	274.1	1:19:41.255
29	3	1:54.227	24.387	44.762	45.078	286.5	1:21:35.482
30	3	1:52.933	23.906	43.818	45.209	271.4	1:23:28.415
31	3	1:53.243	23.944	43.964	45.335	268.0	1:25:21.658
32	3	1:53.457	24.253	44.307	44.897	288.8	1:27:15.115
33	3	1:53.795	23.671	43.669	46.455	270.7	1:29:08.910
34	3	1:54.263	23.683	44.982	45.598	269.3	1:31:03.173

2 — Toyota Racing — Toyota TS 040 - Hybrid — LMP1 - H

1.Alexander WURZ, 2.Stéphane SARRAZIN, 3.Mike CONWAY

Lap	D	Time	Sector 1	Sector 2	Sector 3	T. Spd	Elapsed
1	3	2:30.911	56.698	45.673	48.540	214.3	2:30.911
2	3	1:55.339	24.854	44.471	46.014	234.8	4:26.250
3	3	1:54.319	24.251	43.799	46.269	218.2	6:20.569
4	3	1:54.285	23.635	43.986	46.664	217.7	8:14.854
5	3	1:57.264	26.876	43.855	46.533	250.6	10:12.118
6	3	1:53.303	23.589	44.023	45.691	262.1	12:05.421
7	3	1:56.155 B	23.316	43.674	49.165	242.7	14:01.576
8	3	9:17.289	7:47.402	43.750	46.137	284.2	23:18.865
9	3	1:53.017	23.492	43.373	46.152	256.5	25:11.882
10	3	1:52.180	23.727	43.363	45.090	262.8	27:04.062
11	3	1:52.369	23.679	43.048	45.642	259.6	28:56.431
12	3	2:03.936 B	25.467	47.217	51.252	276.2	31:00.367
13	2	14:01.045	...	44.340	47.396	264.7	45:01.412
14	2	1:54.193	23.844	44.378	45.971	256.5	46:55.605
15	2	1:53.626	23.740	43.587	46.299	266.7	48:49.231
16	2	1:55.876	24.323	45.572	45.981	267.3	50:45.107
17	2	1:54.888	24.611	44.667	45.610	265.4	52:39.995
18	2	1:53.125	23.819	43.589	45.717	264.1	54:33.120
19	2	1:54.545	24.089	44.593	45.863	259.6	56:27.665
20	2	1:53.490	23.760	43.919	45.811	266.0	58:21.155
21	2	2:24.256 B	23.932	46.014	1:14.310	276.9	1:00:45.411
22	1	7:34.369	6:01.606	44.785	47.978	261.5	1:08:19.780
23	1	1:55.177	24.145	44.355	46.677	257.8	1:10:14.957
24	1	1:54.053	23.863	44.250	45.940	274.1	1:12:09.010
25	1	1:58.239	24.230	44.610	49.399	258.4	1:14:07.249
26	1	1:54.266	23.734	43.695	46.837	256.5	1:16:01.515
27	1	1:54.072	23.900	43.909	46.263	257.1	1:17:55.587
28	1	1:53.711	23.819	43.999	45.893	255.3	1:19:49.298
29	1	1:53.112	23.791	44.038	45.283	258.4	1:21:42.410
30	1	1:52.955	23.785	43.831	45.339	238.9	1:23:35.365
31	1	2:31.611	23.928	1:21.507	46.176	253.5	1:26:06.976
32	1	1:52.559	23.975	43.523	45.061	260.2	1:27:59.535
33	1	1:54.664	23.640	43.863	47.161	260.2	1:29:54.199
34	1	1:54.621	23.809	44.418	46.394	259.0	1:31:48.820

4 — Team Bykolles — CLM P1/01 - AER — LMP1

1.Simon TRUMMER, 2.Pierre KAFFER

Lap	D	Time	Sector 1	Sector 2	Sector 3	T. Spd	Elapsed
1	1	3:15.251 B	1:20.504	54.930	59.817	174.5	3:15.251
2	1	5:34.140	3:52.235	49.089	52.816	218.2	8:49.391
3	1	2:01.624	26.285	46.495	48.844	274.1	10:51.015
4	1	2:01.322	25.437	46.515	49.370	282.7	12:52.337
5	1	2:00.581	25.614	46.594	48.373	279.8	14:52.918
6	1	1:58.990	25.476	45.764	47.750	284.2	16:51.908
7	1	1:58.729	25.127	45.539	48.063	284.2	18:50.637
8	1	1:59.141	25.069	45.761	48.311	280.5	20:49.778
9	1	2:05.841 B	26.096	47.627	52.118	279.8	22:55.619
10	1	18:34.336	...	47.822	49.248	270.7	41:29.955
11	1	2:00.711	25.243	47.154	48.314	278.4	43:30.666
12	1	2:03.348	25.616	47.778	49.954	244.9	45:34.014
13	1	1:59.982	25.160	45.485	49.337	280.5	47:33.996
14	1	2:01.564 B	25.124	45.825	50.615	284.2	49:35.560
15	2	5:45.526	4:08.913	47.647	48.966	263.4	55:21.086
16	2	2:00.614	26.254	46.469	47.891	279.1	57:21.700
17	2	1:58.136	25.588	45.140	47.408	282.7	59:19.836
18	2	3:28.208 B	27.353	1:36.645	1:24.210	79.0	1:02:48.044
19	2	9:23.982	7:48.436	46.749	48.797	252.3	1:12:12.026
20	2	1:59.239	24.969	46.622	47.648	281.2	1:14:11.265
21	2	1:56.741	24.641	45.049	47.051	282.0	1:16:08.006
22	2	2:04.170	24.468	46.651	53.051	232.3	1:18:12.176
23	2	2:09.495	24.789	49.833	54.873	192.9	1:20:21.671
24	2	1:56.545	24.690	44.810	47.045	282.7	1:22:18.216
25	2	2:03.322 B	24.749	47.033	51.540	235.8	1:24:21.538
26	1	3:32.689	1:57.149	46.991	48.549	268.0	1:27:54.227
27	1	1:59.775	25.367	46.236	48.172	278.4	1:29:54.002
28	1	2:02.241	26.037	47.529	48.675	279.1	1:31:56.243

7 — Audi Sport Team Joest — Audi R18 e-tron quattro — LMP1 - H

1.Marcel FÄSSLER, 2.André LOTTERER, 3.Benoît TRÉLUYER

Lap	D	Time	Sector 1	Sector 2	Sector 3	T. Spd	Elapsed
1	2	2:45.364 B	52.744	53.927	58.693	199.6	2:45.364
2	2	5:25.773	3:58.378	42.874	44.521	289.5	8:11.137
3	2	1:53.471	24.282	43.669	45.520	246.6	10:04.608
4	2	1:59.299 B	23.292	43.259	52.748	250.6	12:03.907

FIA WORLD ENDURANCE CHAMPIONSHIP

6 HOURS OF CIRCUIT OF THE AMERICAS

TUDOR

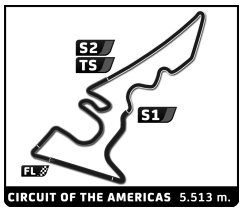

FIA WEC

6 Hours of Circuit of the Americas

Free Practice 1

Sector Analysis

Personal Best | Session Best | B Crossing the finish line in pit lane

8 — Audi Sport Team Joest — Audi R18 e-tron quattro — LMP1 - H

1.Lucas DI GRASSI 2.Loïc DUVAL 3.Oliver JARVIS

Lap	D	Time	Sector 1	Sector 2	Sector 3	T. Spd	Elapsed
1	2	2:34.889	54.564	46.968	53.357	250.6	2:34.889
2	2	1:58.434	24.729	44.873	48.832	281.2	4:33.323
3	2	1:50.380	23.826	41.887	44.667	275.5	6:23.703
4	2	1:55.166	23.186	43.068	48.912	225.9	8:18.869
5	2	1:51.850	23.329	42.727	45.794	298.3	10:10.719
6	2	1:53.196	23.456	43.518	46.222	297.5	12:03.915
7	2	1:53.166	23.257	43.785	46.124	291.1	13:57.081
8	2	1:50.779	23.177	43.199	44.403	298.3	15:47.860
9	2	1:53.207 B	22.943	42.078	48.186	262.8	17:41.067
10	3	4:49.139	3:16.728	45.991	46.420	229.3	22:30.206
11	3	1:51.748	23.594	42.437	45.717	276.9	24:21.954
12	3	1:51.083	23.263	42.053	45.767	274.8	26:13.037
13	3	1:51.683	24.442	42.168	45.073	276.2	28:04.720
14	3	1:51.917	23.783	42.237	45.897	257.8	29:56.637
15	3	2:26.672 B	24.008	42.692	1:19.972	278.4	32:23.309
16	3	12:07.981	...	43.114	45.522	283.5	44:31.290
17	3	1:49.027	23.178	41.994	43.855	291.9	46:20.317
18	3	1:49.351	22.978	41.980	44.393	282.7	48:09.668
19	3	1:49.084	22.942	41.999	44.143	298.3	49:58.752
20	3	1:53.448 B	22.940	42.471	48.037	295.1	51:52.200
21	1	7:59.202	6:30.402	43.731	45.069	238.9	59:51.402
22	1	3:13.605	40.042	1:41.361	52.202	80.6	1:03:05.007
23	1	1:49.414	23.592	41.891	43.931	290.3	1:04:54.421
24	1	1:50.598	23.110	42.266	45.222	288.0	1:06:45.019
25	1	1:49.840	23.260	41.819	44.761	291.9	1:08:34.859
26	1	1:51.924 B	23.113	42.098	46.713	300.0	1:10:26.783
27	1	3:19.633	1:49.041	43.563	47.029	291.9	1:13:46.416
28	1	1:56.752	25.005	43.893	47.854	286.5	1:15:43.168
29	1	1:55.877	24.915	44.160	46.802	288.0	1:17:39.045
30	1	2:06.186 B	27.020	49.574	49.592	201.1	1:19:45.231

12 — Rebellion Racing — Rebellion R-One - AER — LMP1

1.Nicolas PROST 2.Mathias BECHE 3.Nick HEIDFELD

Lap	D	Time	Sector 1	Sector 2	Sector 3	T. Spd	Elapsed
1	2	4:05.280	2:21.164	46.411	57.705	269.3	4:05.280
2	2	1:56.642	24.910	44.832	46.900	289.5	6:01.922
3	2	1:55.844	24.352	44.475	47.017	289.5	7:57.766
4	2	1:58.819	24.962	46.549	47.308	288.8	9:56.585
5	2	1:58.565	24.935	45.655	47.975	290.3	11:55.150
6	2	2:00.214	25.033	47.441	47.740	276.2	13:55.364
7	2	1:56.583	24.312	44.687	47.584	270.0	15:51.947
8	2	1:57.966	24.445	45.683	47.838	288.8	17:49.913
9	2	1:56.367	24.350	44.803	47.214	288.8	19:46.280
10	2	1:58.781 B	24.302	44.727	49.752	289.5	21:45.061
11	2	16:56.071	...	1:42.896	1:24.284	79.5	38:41.132
12	2	1:59.917	25.568	46.217	48.132	288.0	40:41.049
13	2	1:57.577	24.426	45.316	47.835	288.0	42:38.626
14	2	1:57.933	25.289	45.126	47.518	288.0	44:36.559
15	2	1:58.036	24.754	44.780	48.502	288.0	46:34.595
16	2	2:00.016	25.505	46.528	47.983	289.5	48:34.611
17	2	1:57.682	24.465	45.130	48.087	288.0	50:32.293
18	2	1:56.240	24.626	44.486	47.128	291.1	52:28.533
19	2	2:01.035 B	24.546	44.771	51.718	288.8	54:29.568
20	1	9:14.409	7:04.454	1:20.412	49.543	224.1	1:03:43.977
21	1	1:59.677	25.219	45.765	48.693	264.1	1:05:43.654
22	1	1:58.688	25.028	45.638	48.022	276.2	1:07:42.342
23	1	1:58.279	24.868	45.634	47.777	285.0	1:09:40.621
24	1	1:57.650	24.919	45.094	47.637	288.0	1:11:38.271
25	1	1:59.757	25.511	46.611	47.635	283.5	1:13:38.028
26	1	1:57.856	24.955	45.739	47.162	286.5	1:15:35.884
27	1	2:01.010 B	25.005	45.123	50.882	293.5	1:17:36.894
28	3	3:41.195	2:03.662	48.286	49.247	267.3	1:21:18.089
29	3	2:00.153	24.910	45.797	49.446	243.8	1:23:18.242
30	3	2:02.678	25.007	46.597	51.074	289.5	1:25:20.920
31	3	1:57.581	24.629	45.222	47.730	290.3	1:27:18.501
32	3	1:58.538	24.721	45.005	48.812	291.9	1:29:17.039
33	3	1:58.063	24.900	45.625	47.538	292.7	1:31:15.102

13 — Rebellion Racing — Rebellion R-One - AER — LMP1

1.Alexandre IMPERATORI 2.Dominik KRAIHAMER 3.Daniel ABT

Lap	D	Time	Sector 1	Sector 2	Sector 3	T. Spd	Elapsed
1	1	2:56.337 B	1:08.742	49.978	57.617	237.4	2:56.337
2	1	5:00.041	3:24.879	45.998	49.164	247.7	7:56.378
3	1	2:01.835	25.630	47.661	48.544	268.0	9:58.213
4	1	2:01.481	25.086	47.128	49.267	274.1	11:59.694
5	1	2:03.797	24.993	47.391	51.413	237.9	14:03.491
6	1	1:58.862	25.012	46.170	47.680	279.8	16:02.353
7	1	2:12.512 B	25.107	45.314	1:02.091	290.3	18:14.865
8	1	16:30.501	...	1:42.471	1:25.583	79.8	34:45.366
9	1	3:58.702	58.599	1:42.480	1:17.623	79.8	38:44.068
10	1	2:01.481	25.792	46.981	48.708	259.0	40:45.549
11	1	2:00.681	25.082	46.602	48.997	281.2	42:46.230
12	1	2:01.533 B	25.530	45.141	50.862	288.8	44:47.763
13	3	10:04.205	8:24.602	49.579	50.024	227.8	54:51.968
14	3	2:00.972	26.005	46.096	48.871	288.0	56:52.940
15	3	2:03.575	27.063	48.016	48.496	288.0	58:56.515
16	3	3:04.404 B	25.460	1:13.186	1:25.758	79.9	1:02:00.919
17	3	8:44.493	7:06.608	48.369	49.516	263.4	1:10:45.412
18	3	2:00.118	25.072	46.582	48.464	291.1	1:12:45.530
19	3	2:00.254	25.781	46.599	47.874	291.9	1:14:45.784
20	3	1:59.435	24.879	46.301	48.255	291.1	1:16:45.219
21	3	1:58.939	25.207	45.722	48.010	291.9	1:18:44.158
22	3	1:58.928	25.040	45.482	48.406	287.2	1:20:43.086
23	3	2:10.407 B	26.027	50.580	53.800	224.5	1:22:53.493

17 — Porsche Team — Porsche 919 Hybrid — LMP1 - H

1.Timo BERNHARD 2.Mark WEBBER 3.Brendon HARTLEY

Lap	D	Time	Sector 1	Sector 2	Sector 3	T. Spd	Elapsed
1	3	2:35.906 B	45.507	51.470	58.929	181.5	2:35.906
2	3	5:32.497	4:05.381	41.530	45.586	247.1	8:08.403
3	3	1:51.945	23.330	41.677	46.938	285.7	10:00.348
4	3	1:54.709	23.413	43.863	47.433	289.5	11:55.057
5	3	1:52.047	24.212	43.015	44.820	287.2	13:47.104
6	3	1:49.896	23.226	41.663	45.007	280.5	15:37.000
7	3	1:48.599	23.192	40.857	44.550	270.7	17:25.599
8	3	1:48.034	23.135	40.704	44.195	271.4	19:13.633
9	3	1:51.878	23.349	41.923	46.606	272.0	21:05.511
10	3	1:49.223	23.055	41.009	45.159	273.4	22:54.734
11	3	1:51.242 B	22.985	40.556	47.701	280.5	24:45.976
12	2	5:31.423	4:03.423	41.847	46.153	282.0	30:17.399
13	2	3:01.070	23.161	1:12.701	1:25.208	79.6	33:18.469
14	2	4:05.207 B	58.677	1:42.218	1:24.312	79.6	37:23.676
15	2	3:57.336	2:29.903	42.467	44.966	281.2	41:21.012
16	2	1:52.401	23.248	41.158	47.995	274.1	43:13.413

FIA WORLD ENDURANCE CHAMPIONSHIP

6 HOURS OF CIRCUIT OF THE AMERICAS

TUDOR

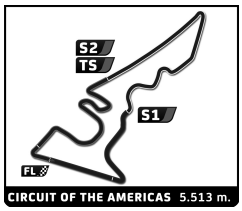

FIA WEC

6 Hours of Circuit of the Americas

Free Practice 1

Sector Analysis

Personal Best | Session Best | B Crossing the finish line in pit lane

Lap	D	Time	Sector 1	Sector 2	Sector 3	T. Spd	Elapsed
17	2	1:52.745 B	23.114	43.276	46.355	287.2	45:06.158
18	2	2:45.677	1:16.600	43.280	45.797	284.2	47:51.835
19	2	1:49.583	22.925	41.572	45.086	270.0	49:41.418
20	2	1:47.532	22.876	40.949	43.707	274.1	51:28.950
21	2	1:47.691	23.212	40.661	43.818	274.1	53:16.641
22	2	1:47.514	23.117	40.733	43.664	276.9	55:04.155
23	2	1:50.828	23.066	42.253	45.509	274.1	56:54.983
24	2	2:08.889 B	23.988	41.910	1:02.991	291.1	59:03.872

18 Porsche Team — Porsche 919 Hybrid

1.Romain DUMAS 2.Neel JANI 3.Marc LIEB — LMP1 - H

Lap	D	Time	Sector 1	Sector 2	Sector 3	T. Spd	Elapsed
1	3	2:33.065 B	44.647	51.689	56.729	182.1	2:33.065
2	3	9:31.267	8:00.189	43.472	47.606	265.4	12:04.332
3	3	1:54.988	23.581	43.545	47.862	276.9	13:59.320
4	3	1:49.300	23.463	41.403	44.434	274.8	15:48.620
5	3	1:49.185	23.619	41.078	44.488	276.2	17:37.805
6	3	1:48.625	23.302	41.103	44.220	272.7	19:26.430
7	3	1:48.887	22.943	41.345	44.599	263.4	21:15.317
8	3	1:49.742	23.166	42.095	44.481	264.1	23:05.059
9	3	1:48.694	22.972	41.249	44.473	269.3	24:53.753
10	3	1:50.711 B	23.077	41.148	46.486	279.1	26:44.464
11	2	14:09.225	...	42.695	45.502	256.5	40:53.689
12	2	1:53.049	24.059	41.953	47.037	268.7	42:46.738
13	2	1:49.854	23.547	41.471	44.836	266.0	44:36.592
14	2	1:49.923	23.243	41.596	45.084	268.0	46:26.515
15	2	1:50.176	23.127	42.233	44.816	268.0	48:16.691
16	2	1:48.972	23.021	41.010	44.941	265.4	50:05.663
17	2	1:52.758 B	23.026	41.421	48.311	272.7	51:58.421
18	1	3:27.353	1:58.653	42.932	45.768	283.5	55:25.774
19	1	1:52.852	23.702	43.839	45.311	287.2	57:18.626
20	1	1:50.528	23.310	41.767	45.451	267.3	59:09.154
21	1	3:15.670 B	23.431	1:27.063	1:25.176	79.6	1:02:24.824
22	1	5:08.799	3:36.307	43.958	48.534	285.0	1:07:33.623
23	1	1:47.834	22.901	41.103	43.830	268.0	1:09:21.457
24	1	1:53.900	24.472	45.557	43.871	286.5	1:11:15.357
25	1	1:47.769	23.252	41.042	43.475	268.7	1:13:03.126
26	1	1:47.425	23.093	40.583	43.749	269.3	1:14:50.551
27	1	1:52.258 B	22.890	41.375	47.993	292.7	1:16:42.809
28	1	2:54.433	1:25.764	41.616	47.053	284.2	1:19:37.242
29	1	1:47.231	22.823	40.965	43.443	264.1	1:21:24.473
30	1	1:50.741	23.040	40.710	46.991	265.4	1:23:15.214
31	1	1:48.634	23.002	41.770	43.862	263.4	1:25:03.848
32	1	1:50.416	23.206	41.520	45.690	273.4	1:26:54.264
33	1	1:47.234	22.872	40.725	43.637	267.3	1:28:41.498
34	1	1:48.706	23.381	41.517	43.808	267.3	1:30:30.204

26 G-Drive Racing — Ligier JS P2 - Nissan

1.Roman RUSINOV 2.Julien CANAL 3.Sam BIRD — LMP2

Lap	D	Time	Sector 1	Sector 2	Sector 3	T. Spd	Elapsed
1	1	3:07.482 B	1:20.805	52.004	54.673	220.4	3:07.482
2	1	5:57.458	4:22.319	47.383	47.756	248.8	9:04.940
3	1	1:59.618	26.120	46.344	47.154	251.2	11:04.558
4	1	2:00.684	26.272	47.177	47.235	250.6	13:05.242
5	1	2:00.171	26.195	46.473	47.503	252.9	15:05.413
6	1	2:00.415	26.242	46.796	47.377	252.3	17:05.828
7	1	2:01.245 B	26.281	46.400	48.564	252.3	19:07.073
8	3	27:52.311	...	49.401	49.446	227.8	46:59.384
9	3	2:03.075	27.022	47.674	48.379	248.3	49:02.459
10	3	2:00.383	26.384	46.340	47.659	251.2	51:02.842
11	3	2:01.271	26.963	46.404	47.904	253.5	53:04.113
12	3	1:59.828	26.300	46.396	47.132	251.7	55:03.941
13	3	2:00.117	26.138	46.564	47.415	255.3	57:04.058
14	3	2:04.473 B	26.244	46.234	51.995	254.7	59:08.531
15	2	13:18.439	...	48.935	50.208	247.1	1:12:26.970
16	2	2:04.502	27.262	48.613	48.627	251.7	1:14:31.472
17	2	2:03.120	26.541	47.752	48.827	253.5	1:16:34.592
18	2	2:02.490	26.602	47.344	48.544	252.3	1:18:37.082
19	2	2:06.730	28.016	49.658	49.056	244.3	1:20:43.812
20	2	2:03.321	26.643	47.814	48.864	253.5	1:22:47.133
21	2	2:03.073	26.946	47.331	48.796	252.9	1:24:50.206
22	2	2:10.619 B	26.337	48.809	55.473	252.3	1:27:00.825

28 G-Drive Racing — Ligier JS P2 - Nissan

1.Gustavo YACAMAN 2.Luis Felipe DERANI 3.Ricardo GONZALEZ — LMP2

Lap	D	Time	Sector 1	Sector 2	Sector 3	T. Spd	Elapsed
1	1	2:41.508	59.928	50.198	51.382	246.0	2:41.508
2	1	2:04.532	27.558	48.505	48.469	257.1	4:46.040
3	1	2:00.983	26.320	46.720	47.943	257.8	6:47.023
4	1	2:00.996	26.004	46.470	48.522	256.5	8:48.019
5	1	1:59.588	26.263	45.998	47.327	255.9	10:47.607
6	1	2:03.212 B	25.849	46.020	51.343	255.9	12:50.819
7	1	6:22.537	4:47.495	46.834	48.208	251.2	19:13.356
8	1	1:59.480	26.040	46.160	47.280	252.3	21:12.836
9	1	2:00.093	26.087	46.566	47.440	252.9	23:12.929
10	1	1:58.904	25.930	45.706	47.268	253.5	25:11.833
11	1	2:01.364 B	25.905	45.963	49.496	256.5	27:13.197
12	3	8:53.896	5:44.651	1:43.357	1:25.888	78.5	36:07.093
13	3	3:25.120	59.453	1:34.322	51.345	210.5	39:32.213
14	3	2:04.301	27.160	47.328	49.813	252.9	41:36.514
15	3	2:03.376	26.646	47.436	49.294		43:39.890
16	3	2:02.483	26.207	47.714	48.562	258.4	45:42.373
17	3	2:01.109	26.224	46.585	48.300	255.3	47:43.482
18	3	2:02.146	26.393	46.314	49.439	259.6	49:45.628
19	3	2:01.005	26.205	46.403	48.397	253.5	51:46.633
20	3	2:01.583	26.302	46.026	49.255	259.6	53:48.216
21	3	2:59.408 B	26.306	1:39.599	53.503	216.4	56:47.624
22	2	11:25.463	9:44.117	49.252	52.094	242.7	1:08:13.087
23	2	2:06.616	27.181	48.076	51.359	232.3	1:10:19.703
24	2	2:02.224	26.860	46.949	48.415	254.1	1:12:21.927
25	2	2:00.806	26.268	46.632	47.906	253.5	1:14:22.733
26	2	2:02.474	25.971	47.325	49.178	252.9	1:16:25.207
27	2	2:00.559	26.140	46.894	47.525	255.9	1:18:25.766
28	2	2:02.747	25.892	47.956	48.899	251.2	1:20:28.513
29	2	2:04.646	26.115	49.697	48.834	257.8	1:22:33.159
30	2	2:00.248	25.930	46.834	47.484	259.0	1:24:33.407
31	2	1:59.645	25.786	46.257	47.602	262.1	1:26:33.052
32	2	2:00.922	25.955	47.491	47.476	260.2	1:28:33.974
33	2	2:08.505 B	25.862	47.438	55.205	264.1	1:30:42.479

30 Extreme Speed Motorsports — Ligier JS P2 - HPD

1.Scott SHARP 2.Ryan DALZIEL 3.David HEINEMEIER HANSSON — LMP2

Lap	D	Time	Sector 1	Sector 2	Sector 3	T. Spd	Elapsed
1	2	2:28.099 B	42.124	52.326	53.649	180.6	2:28.099
2	2	5:43.854	4:04.570	49.786	49.498	196.7	8:11.953
3	2	1:59.697	25.998	45.884	47.815	262.1	10:11.650
4	2	1:59.935	26.291	46.294	47.350	266.0	12:11.585
5	2	1:58.353	26.216	45.508	46.629	261.5	14:09.938

FIA WORLD ENDURANCE CHAMPIONSHIP

6 HOURS OF CIRCUIT OF THE AMERICAS

TUDOR

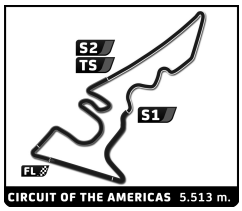

FIA WEC

6 Hours of Circuit of the Americas

Free Practice 1

Sector Analysis

Personal Best | Session Best | B Crossing the finish line in pit lane

Lap	D	Time	Sector 1	Sector 2	Sector 3	T. Spd	Elapsed
6	2	2:02.175	26.098	47.008	49.069	262.8	16:12.113
7	2	1:58.571	25.759	45.615	47.197	260.2	18:10.684
8	2	2:02.838 B	25.844	47.204	49.790	260.9	20:13.522
9	1	8:16.578	6:39.390	47.906	49.282	255.9	28:30.100
10	1	2:02.468	26.852	46.670	48.946	258.4	30:32.568
11	1	3:29.305 B	26.381	1:37.637	1:25.287	79.8	34:01.873
12	1	7:09.216	5:32.904	47.824	48.488	258.4	41:11.089
13	1	2:02.127	26.157	46.758	49.212	262.1	43:13.216
14	1	2:02.970	26.178	47.799	48.993	248.3	45:16.186
15	1	2:01.637	26.172	47.393	48.072	258.4	47:17.823
16	1	2:00.337	25.774	46.865	47.698	260.9	49:18.160
17	1	2:03.034	26.752	48.523	47.759	262.1	51:21.194
18	1	2:01.569	25.869	47.304	48.396	262.1	53:22.763
19	1	2:00.324	25.970	46.512	47.842	262.8	55:23.087
20	1	2:07.805 B	25.746	47.382	54.677	259.6	57:30.892
21	3	9:29.582	7:52.224	48.309	49.049	247.7	1:07:00.474
22	3	2:01.948	26.614	47.532	47.802	259.0	1:09:02.422
23	3	2:21.890	26.072	1:06.051	49.767	248.8	1:11:24.312
24	3	2:01.265	26.291	46.922	48.052	260.2	1:13:25.577
25	3	2:01.852	26.299	46.583	48.970	260.9	1:15:27.429
26	3	2:02.225	26.358	46.707	49.160	259.6	1:17:29.654
27	3	2:03.906 B	26.105	47.342	50.459	259.0	1:19:33.560
28	3	6:54.735	5:18.502	47.881	48.352	257.8	1:26:28.295
29	3	2:01.178	26.383	47.071	47.724	260.2	1:28:29.473
30	3	2:00.541	26.144	46.611	47.786	261.5	1:30:30.014

31 Extreme Speed Motorsports — Ligier JS P2 - HPD — LMP2
1.Ed BROWN 2.Johannes VAN OVERBEEK 3.Jonathon FOGARTY

Lap	D	Time	Sector 1	Sector 2	Sector 3	T. Spd	Elapsed
1	2	2:42.338 B	50.922	52.463	58.953	182.1	2:42.338
2	2	4:57.348	3:18.353	49.210	49.785	213.4	7:39.686
3	2	2:02.104	26.508	46.334	49.262	236.8	9:41.790
4	2	2:02.446	26.648	48.134	47.664	260.9	11:44.236
5	2	1:58.342	26.024	45.533	46.785	260.2	13:42.578
6	2	1:59.197	25.874	45.781	47.542	262.8	15:41.775
7	2	2:03.548 B	26.028	46.060	51.460	261.5	17:45.323
8	2	6:26.973	4:48.124	50.315	48.534	248.8	24:12.296
9	2	1:58.806	26.051	45.641	47.114	260.2	26:11.102
10	2	2:07.193 B	27.100	47.514	52.579	261.5	28:18.295
11	1	7:33.041	4:18.349	1:44.403	1:30.289	79.6	35:51.336
12	1	3:42.049	59.696	1:41.988	1:00.365	128.4	39:33.385
13	1	2:19.479	29.664	51.879	57.936	208.1	41:52.864
14	1	2:12.984	28.251	51.273	53.460	249.4	44:05.848
15	1	2:09.767	27.109	50.881	51.777	257.1	46:15.615
16	1	2:09.028	27.235	50.406	51.387	259.0	48:24.643
17	1	2:07.514	26.969	49.828	50.717	257.8	50:32.157
18	1	2:07.034	27.313	49.555	50.166	259.0	52:39.191
19	1	2:05.404	27.049	48.446	49.909	258.4	54:44.595
20	1	2:08.974	27.294	49.189	52.491	261.5	56:53.569
21	1	2:09.435	28.996	50.188	50.251	260.2	59:03.004
22	1	3:30.772 B	27.639	1:33.067	1:30.066	79.9	1:02:33.776
23	1	6:45.624	5:01.269	51.650	52.705	254.7	1:09:19.400
24	1	2:15.539	29.390	52.986	53.163	255.9	1:11:34.939
25	1	2:09.383	27.096	51.081	51.206	255.3	1:13:44.322
26	1	2:12.893	28.201	52.382	52.310	258.4	1:15:57.215
27	1	2:12.034	29.282	50.772	51.980	256.5	1:18:09.249
28	1	2:17.346 B	27.242	51.553	58.551	206.5	1:20:26.595
29	3	5:00.758	3:18.595	49.552	52.611	201.1	1:25:27.353
30	3	2:04.000	26.824	48.246	48.930	259.0	1:27:31.353
31	3	2:03.213	26.395	47.409	49.409	260.9	1:29:34.566
32	3	2:02.272	26.453	47.804	48.015	261.5	1:31:36.838

36 Signatech Alpine — Alpine A450b - Nissan — LMP2
1.Nelson PANCIATICI 2.Paul Loup CHATIN 3.Vincent CAPILLAIRE

Lap	D	Time	Sector 1	Sector 2	Sector 3	T. Spd	Elapsed
1	1	3:09.588	1:31.591	49.640	48.357	255.3	3:09.588
2	1	1:59.914	26.473	46.022	47.419	260.2	5:09.502
3	1	1:59.664	25.915	45.937	47.812	260.2	7:09.166
4	1	1:58.735	25.801	45.670	47.264	259.6	9:07.901
5	1	1:59.351	25.859	46.221	47.271	259.0	11:07.252
6	1	1:59.241	25.824	45.851	47.566	259.6	13:06.493
7	1	1:59.888	25.974	46.262	47.652	260.9	15:06.381
8	1	2:06.445	26.257	49.517	50.671	257.8	17:12.826
9	1	2:28.205 B	26.279	1:02.100	59.826	192.2	19:41.031
10	3	5:03.720	3:23.558	49.422	50.740	227.4	24:44.751
11	3	2:04.653	27.001	48.119	49.533	257.1	26:49.404
12	3	2:04.358	26.766	48.330	49.262	259.0	28:53.762
13	3	2:09.352	27.316	49.786	52.250	257.8	31:03.114
14	3	4:10.823	59.921	1:44.384	1:26.518	78.7	35:13.937
15	3	3:47.671	59.527	1:44.309	1:03.835	76.9	39:01.608
16	3	2:07.667	27.199	50.022	50.446	256.5	41:09.275
17	3	2:03.275	26.793	47.643	48.839	259.6	43:12.550
18	3	2:05.555	26.538	48.413	50.604	238.9	45:18.105
19	3	2:02.323	26.057	47.458	48.808	258.4	47:20.428
20	3	2:08.994 B	26.193	47.156	55.645	259.0	49:29.422
21	2	5:09.220	3:29.269	49.797	50.154	234.3	54:38.642
22	2	2:03.351	26.816	47.804	48.731	257.8	56:41.993
23	2	2:02.263	26.554	46.999	48.710	260.2	58:44.256
24	2	2:36.228	26.305	46.715	1:23.208	258.4	1:01:20.484
25	2	2:42.021	59.067	54.453	48.501	257.8	1:04:02.505
26	2	2:00.578	26.062	46.643	47.873	258.4	1:06:03.083
27	2	2:02.996	26.771	48.343	47.882	257.8	1:08:06.079
28	2	2:00.691	25.862	46.594	48.235	259.0	1:10:06.770
29	2	2:00.860	26.112	46.439	48.309	259.0	1:12:07.630
30	2	2:01.368	25.950	47.515	47.903	257.8	1:14:08.998
31	2	2:02.764 B	25.864	46.767	50.133	258.4	1:16:11.762
32	1	3:54.455	2:18.075	48.241	48.139	253.5	1:20:06.217
33	1	2:02.876	26.094	48.423	48.359	255.3	1:22:09.093
34	1	2:00.390	26.084	46.560	47.746	256.5	1:24:09.483
35	1	2:00.575	26.025	46.580	47.970	256.5	1:26:10.058
36	1	2:00.965	26.089	46.840	48.036	256.5	1:28:11.023
37	1	2:01.235	26.099	46.894	48.242	257.1	1:30:12.258

42 Strakka Racing — Gibson 015S - Nissan — LMP2
1.Nick LEVENTIS 2.Danny WATTS 3.Jonny KANE

Lap	D	Time	Sector 1	Sector 2	Sector 3	T. Spd	Elapsed
1	2	3:18.503 B	1:28.178	53.687	56.638	237.9	3:18.503
2	2	4:32.055	2:53.083	48.452	50.520	255.9	7:50.558
3	2	2:02.597	26.902	47.041	48.654	255.9	9:53.155
4	2	2:03.378	26.686	47.392	49.300	256.5	11:56.533
5	2	2:03.579	27.013	47.392	49.174	257.8	14:00.112
6	2	2:03.388	27.249	47.862	48.277	256.5	16:03.500
7	2	2:00.233	26.293	46.391	47.549	255.3	18:03.733
8	2	1:59.393	26.003	46.027	47.363	255.3	20:03.126
9	2	1:58.880	26.016	45.740	47.124	255.9	22:02.006
10	2	1:59.477	26.123	45.882	47.472	255.9	24:01.483
11	2	1:58.770	25.877	45.830	47.063	255.9	26:00.253

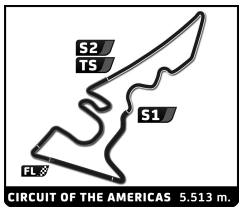

FIA WEC

6 Hours of Circuit of the Americas

Free Practice 1

Sector Analysis

Personal Best | Session Best | B Crossing the finish line in pit lane

Lap	D	Time	Sector 1	Sector 2	Sector 3	T. Spd	Elapsed
12	2	1:59.013	25.944	45.754	47.315	257.8	27:59.266
13	2	2:04.636 B	25.944	46.168	52.524	259.6	30:03.902
14	1	9:08.637	6:16.413	1:43.708	1:08.516	79.4	39:12.539
15	1	2:13.540	28.884	51.308	53.348	253.5	41:26.079
16	1	2:10.404	27.883	50.154	52.367	257.1	43:36.483
17	1	2:09.757	27.611	49.469	52.677	255.3	45:46.240
18	1	2:06.994	26.982	49.015	50.997	254.7	47:53.234
19	1	2:05.147	26.803	48.131	50.213	256.5	49:58.381
20	1	2:06.364	26.794	48.179	51.391	257.8	52:04.745
21	1	2:04.826	26.812	48.451	49.563	255.3	54:09.571
22	1	2:04.703	26.479	48.614	49.610	257.8	56:14.274
23	1	7:25.836 B	4:44.360	1:41.090	1:00.386	154.7	1:03:40.110
24	3	4:14.345	2:33.811	50.131	50.403	244.3	1:07:54.455
25	3	2:03.132	26.879	47.359	48.894	255.9	1:09:57.587
26	3	2:00.938	26.107	47.011	47.820	255.9	1:11:58.525
27	3	1:59.455	25.911	46.387	47.157	255.9	1:13:57.980
28	3	2:00.468	25.803	46.180	48.485	259.0	1:15:58.448
29	3	2:07.491 B	26.120	46.652	54.719	256.5	1:18:05.939
30	1	4:42.287	2:59.538	50.805	51.944	254.1	1:22:48.226
31	1	2:06.559	27.249	50.190	49.120	252.9	1:24:54.785
32	1	2:05.037	26.564	49.363	49.110	254.7	1:26:59.822
33	1	2:04.016	26.556	47.868	49.592	255.9	1:29:03.838
34	1	2:03.264	26.724	48.061	48.479	255.9	1:31:07.102

43 Team Sard Morand — Morgan Evo - SARD — LMP2

1.Pierre RAGUES
2.Oliver WEBB
3.Archie HAMILTON

Lap	D	Time	Sector 1	Sector 2	Sector 3	T. Spd	Elapsed
1	1	2:50.240 B	1:01.223	52.345	56.672	198.5	2:50.240
2	1	5:18.073	3:39.558	48.916	49.599	250.0	8:08.313
3	1	2:02.967	26.714	47.594	48.659	255.9	10:11.280
4	1	2:01.555	26.319	46.571	48.665	258.4	12:12.835
5	1	2:03.640 B	26.280	47.828	49.532	256.5	14:16.475
6	1	5:53.059	4:17.391	47.509	48.159	254.1	20:09.534
7	1	2:01.456	26.467	47.205	47.784	254.1	22:10.990
8	1	2:02.346	26.311	46.889	49.146	257.1	24:13.336
9	1	2:00.697	26.125	46.281	48.291	257.1	26:14.033
10	1	2:01.259	26.050	46.750	48.459	259.6	28:15.292
11	1	2:01.435	26.098	46.563	48.774	255.3	30:16.727
12	1	3:20.107	26.327	1:28.001	1:25.779	79.8	33:36.834
13	1	4:05.403 B	58.805	1:43.100	1:23.498	79.8	37:42.237
14	2	4:55.076	3:13.109	50.889	51.078	203.4	42:37.313
15	2	2:05.559	28.360	48.299	48.900	250.0	44:42.872
16	2	2:01.622	26.673	46.715	48.234	252.9	46:44.494
17	2	2:00.793	26.398	46.204	48.191	255.3	48:45.287
18	2	2:02.917	26.529	47.768	48.620	250.6	50:48.204
19	2	1:59.489	26.118	46.003	47.368	256.5	52:47.693
20	2	2:01.498	26.381	47.006	48.111	255.9	54:49.191
21	2	2:02.485	26.188	46.749	49.548	257.8	56:51.676
22	2	2:00.298	26.324	45.935	48.039	258.4	58:51.974
23	2	2:54.731 B	27.463	1:02.546	1:24.722	79.9	1:01:46.705
24	3	5:26.934	3:45.687	50.562	50.685	250.6	1:07:13.639
25	3	2:05.142	27.325	48.052	49.765	253.5	1:09:18.781
26	3	2:08.587	26.883	49.770	51.934	252.3	1:11:27.368
27	3	2:03.307	26.498	47.598	49.211	255.9	1:13:30.675
28	3	2:02.474	26.278	47.658	48.538	255.3	1:15:33.149
29	3	2:02.301	26.323	47.638	48.340	254.1	1:17:35.450
30	3	2:03.629	26.953	47.723	48.953	252.9	1:19:39.079
31	3	2:03.049	26.105	48.271	48.673	249.4	1:21:42.128
32	3	2:02.073	26.205	47.624	48.244	254.1	1:23:44.201
33	3	2:01.103	26.146	47.109	47.848	253.5	1:25:45.304
34	3	2:01.133	26.174	47.065	47.894	254.1	1:27:46.437
35	3	2:01.854	26.079	47.201	48.574	256.5	1:29:48.291
36	3	2:02.428	26.262	47.037	49.129	254.7	1:31:50.719

47 KCMG — Oreca 05 - Nissan — LMP2

1.Matthew HOWSON
2.Richard BRADLEY
3.Nicolas LAPIERRE

Lap	D	Time	Sector 1	Sector 2	Sector 3	T. Spd	Elapsed
1	2	3:50.250 B	1:49.816	57.330	1:03.104	177.3	3:50.250
2	2	5:06.880	3:24.466	50.549	51.865	220.0	8:57.130
3	2	2:03.475	26.770	47.667	49.038	255.9	11:00.605
4	2	1:59.410	25.831	46.184	47.395	262.8	13:00.015
5	2	1:58.617	25.639	45.711	47.267	262.8	14:58.632
6	2	1:58.036	25.590	45.533	46.913	264.1	16:56.668
7	2	1:58.179	25.536	45.448	47.195	264.1	18:54.847
8	2	1:58.600	25.630	45.783	47.187	263.4	20:53.447
9	2	2:07.151 B	26.128	46.966	54.057	261.5	23:00.598
10	3	6:07.737	4:32.087	47.291	48.359	262.8	29:08.335
11	3	2:05.351	25.898	45.716	53.737	264.1	31:13.686
12	3	4:06.120	59.351	1:42.384	1:24.385	79.3	35:19.806
13	3	3:47.480	1:01.587	1:43.659	1:02.234	77.0	39:07.286
14	3	1:59.676	26.470	45.496	47.710	264.1	41:06.962
15	3	2:00.218	25.892	46.410	47.916	266.7	43:07.180
16	3	2:00.318	26.264	46.272	47.782	264.7	45:07.498
17	3	1:59.842	25.508	46.968	47.366	264.7	47:07.340
18	3	1:57.764	25.503	45.512	46.749	265.4	49:05.104
19	3	1:58.238	25.346	45.205	47.687	267.3	51:03.342
20	3	2:00.772 B	25.905	45.055	49.812	266.7	53:04.114
21	1	4:53.613	3:15.312	48.716	49.585	248.3	57:57.727
22	1	2:04.336	26.225	47.330	50.781	265.4	1:00:02.063
23	1	3:28.808	1:00.162	1:38.577	50.069	216.9	1:03:30.871
24	1	2:00.502	26.025	46.560	47.917	265.4	1:05:31.373
25	1	2:03.475	27.411	48.002	48.062	264.7	1:07:34.848
26	1	1:59.219	25.806	46.086	47.327	264.7	1:09:34.067
27	1	2:05.191 B	25.798	46.057	53.336	264.7	1:11:39.258
28	1	4:12.876	2:34.447	49.311	49.118	260.9	1:15:52.134
29	1	2:07.663 B	26.484	47.403	53.776	240.5	1:17:59.797

50 Larbre Competition — Chevrolet Corvette C7 — LMGTE Am

1.Gianluca RODA
2.Paolo RUBERTI
3.Kristian POULSEN

Lap	D	Time	Sector 1	Sector 2	Sector 3	T. Spd	Elapsed
1	2	3:32.474 B	1:33.835	55.808	1:02.831	202.6	3:32.474
2	2	4:43.738	2:58.931	51.933	52.874	203.8	8:16.212
3	2	2:09.275	28.252	49.731	51.292	243.2	10:25.487
4	2	2:08.224	27.626	49.724	50.874	248.8	12:33.711
5	2	2:11.534 B	27.846	50.426	53.262	248.8	14:45.245
6	2	6:35.450	4:51.128	51.970	52.352	246.0	21:20.695
7	2	2:09.229	27.946	50.305	50.978	248.3	23:29.924
8	2	2:08.636	27.671	49.824	51.141	249.4	25:38.560
9	2	2:08.696	27.676	49.831	51.189	249.4	27:47.256
10	2	2:11.738 B	27.961	49.928	53.849	249.4	29:58.994
11	3	12:11.515	...	52.974	53.364	245.5	42:10.509
12	3	2:12.083	28.575	51.246	52.262	248.3	44:22.592
13	3	2:12.008	28.139	50.629	53.240	249.4	46:34.600
14	3	2:10.605	28.070	50.219	52.316	249.4	48:45.205
15	3	2:14.766 B	28.109	50.603	56.054	249.4	50:59.971
16	3	8:08.170	6:23.872	51.024	53.274	248.8	59:08.141
17	3	3:26.605	28.162	1:31.889	1:26.554	78.1	1:02:34.746

FIA WORLD ENDURANCE CHAMPIONSHIP

6 HOURS OF CIRCUIT OF THE AMERICAS

TUDOR

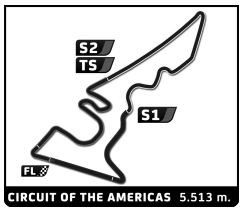

FIA WEC

6 Hours of Circuit of the Americas

Free Practice 1

Sector Analysis

Personal Best | Session Best | B Crossing the finish line in pit lane

Lap	D	Time	Sector 1	Sector 2	Sector 3	T. Spd	Elapsed
18	3	2:11.768	28.664	50.867	52.237	248.3	1:04:46.514
19	3	2:10.470	27.907	50.606	51.957	248.3	1:06:56.984
20	3	2:13.929 B	28.002	50.464	55.463	250.0	1:09:10.913
21	1	4:38.048	2:48.220	55.420	54.408	220.9	1:13:48.961
22	1	2:13.053	28.589	51.216	53.248	238.4	1:16:02.014
23	1	2:12.211	28.487	51.010	52.714	247.7	1:18:14.225
24	1	2:11.407	28.278	50.938	52.191	247.7	1:20:25.632
25	1	2:13.369	28.199	52.587	52.583	247.7	1:22:39.001
26	1	2:12.911	28.167	51.647	53.097	247.7	1:24:51.912
27	1	2:12.725	28.502	50.970	53.253	250.0	1:27:04.637
28	1	2:18.805 B	27.923	50.610	1:00.272	249.4	1:29:23.442

51 AF Corse — Ferrari F458 Italia — LMGTE Pro
1.Gianmaria BRUNI
2.Toni VILANDER

Lap	D	Time	Sector 1	Sector 2	Sector 3	T. Spd	Elapsed
1	2	3:07.833	1:15.702	56.295	55.836	197.1	3:07.833
2	2	2:15.286	29.323	52.212	53.751	213.4	5:23.119
3	2	2:08.957	27.882	49.760	51.315	246.6	7:32.076
4	2	2:11.436	27.360	49.275	54.801	254.7	9:43.512
5	2	2:07.984	27.483	49.250	51.251	250.0	11:51.496
6	2	2:13.862	27.317	49.415	57.130	234.8	14:05.358
7	2	2:07.670	27.175	49.348	51.147	257.1	16:13.028
8	2	2:07.483	27.302	49.311	50.870	255.3	18:20.511
9	2	2:07.353	27.199	49.134	51.020	257.1	20:27.864
10	2	2:15.171 B	27.811	51.011	56.349	250.6	22:43.035

71 AF Corse — Ferrari F458 Italia — LMGTE Pro
1.Davide RIGON
2.James CALADO

Lap	D	Time	Sector 1	Sector 2	Sector 3	T. Spd	Elapsed
1	2	3:33.741 B	1:37.587	55.050	1:01.104	227.8	3:33.741
2	2	4:13.137	2:21.144	56.609	55.384	194.9	7:46.878
3	2	2:16.097	27.719	50.301	58.077	218.6	10:02.975
4	2	2:07.893	27.685	49.415	50.793	251.2	12:10.868
5	2	2:15.288	27.870	51.503	55.915	248.3	14:26.156
6	2	2:07.891	27.453	49.492	50.946	251.7	16:34.047
7	2	2:10.259 B	27.728	49.861	52.670	237.9	18:44.306
8	2	5:40.202	3:55.848	50.027	54.327	248.3	24:24.508
9	2	2:09.763	27.491	50.677	51.595	250.0	26:34.271
10	2	2:07.545	27.507	49.268	50.770	251.7	28:41.816
11	2	2:12.052 B	27.937	50.158	53.957	242.7	30:53.868
12	2	10:09.578	8:25.352	50.721	53.505	252.3	41:03.446
13	2	2:15.935	27.356	54.160	54.419	193.5	43:19.381
14	2	2:07.264	27.373	49.374	50.517	251.7	45:26.645
15	2	2:07.209	27.391	49.269	50.549	252.9	47:33.854
16	2	2:06.753	27.270	49.062	50.421	252.3	49:40.607
17	2	2:09.767 B	27.711	49.493	52.563	250.6	51:50.374
18	1	4:16.642	2:29.858	53.103	53.681	197.4	56:07.016
19	1	2:09.377	27.938	50.074	51.365	251.7	58:16.393
20	1	2:35.557	27.621	49.876	1:18.060	252.3	1:00:51.950
21	1	3:00.719	59.087	1:09.824	51.808	250.6	1:03:52.669
22	1	2:09.344	27.565	49.807	51.972	252.3	1:06:02.013
23	1	2:09.069	27.610	50.336	51.123	250.6	1:08:11.082
24	1	2:09.209	27.442	49.449	52.318	252.3	1:10:20.291
25	1	2:08.426	27.874	49.611	50.941	252.3	1:12:28.717
26	1	2:07.760	27.419	49.469	50.872	251.7	1:14:36.477
27	1	2:07.774	27.452	49.350	50.972	251.7	1:16:44.251
28	1	2:07.710	27.670	49.398	50.642	251.2	1:18:51.961
29	1	2:10.004 B	27.464	49.628	52.912	251.2	1:21:01.965
30	1	3:21.015	1:39.637	50.498	50.880	249.4	1:24:22.980
31	1	2:08.253	27.690	49.597	50.966	238.9	1:26:31.233
32	1	2:07.358	27.408	49.517	50.433	251.2	1:28:38.591
33	1	2:07.746	27.368	49.241	51.137	252.3	1:30:46.337

72 SMP Racing — Ferrari F458 Italia — LMGTE Am
1.Victor SHAYTAR
2.Andrea BERTOLINI
3.Aleksey BASOV

Lap	D	Time	Sector 1	Sector 2	Sector 3	T. Spd	Elapsed
1	2	3:51.531 B	1:56.784	53.694	1:01.053	211.4	3:51.531
2	2	4:59.116	3:12.337	52.024	54.755	237.4	8:50.647
3	2	2:09.589	27.793	49.992	51.804	250.0	11:00.236
4	2	2:14.211 B	27.756	51.450	55.005	212.6	13:14.447
5	2	9:24.675 B					22:39.122
6	2	5:11.075	3:21.931	52.442	56.702	244.3	27:50.197
7	2	2:09.265	27.846	49.933	51.486	252.3	29:59.462
8	2	3:09.160 B	27.477	1:17.354	1:24.329	80.2	33:08.622
9	2	8:09.801	6:24.199	52.353	53.249	250.0	41:18.423
10	2	2:09.616	28.344	50.048	51.224	252.3	43:28.039
11	2	2:09.422	27.767	50.222	51.433	254.1	45:37.461
12	2	2:09.012	27.562	49.929	51.521	252.9	47:46.473
13	2	2:12.043 B	27.455	50.318	54.270	242.7	49:58.516
14	2	5:00.400	3:17.994	50.677	51.729	250.0	54:58.916
15	2	2:09.111	27.694	49.898	51.519	252.3	57:08.027
16	2	2:12.756 B	27.629	50.667	54.460	250.6	59:20.783
17	3	4:49.908	2:50.785	1:03.080	56.043	251.7	1:04:10.691
18	3	2:14.456	29.286	51.932	53.238	245.5	1:06:25.147
19	3	2:12.230	28.292	50.990	52.948	242.2	1:08:37.377
20	3	2:12.476	28.528	51.031	52.917	238.4	1:10:49.853
21	3	2:11.827	28.083	51.370	52.374	247.1	1:13:01.680
22	3	2:12.223	28.573	51.622	52.028	250.0	1:15:13.903
23	3	2:11.452	27.948	50.445	53.059	251.2	1:17:25.355
24	3	2:13.958 B	28.201	50.858	54.899	242.2	1:19:39.313
25	1	3:38.277	1:54.567	51.392	52.318	227.4	1:23:17.590
26	1	2:11.339	28.154	51.168	52.017	234.3	1:25:28.929
27	1	2:09.990	28.199	50.370	51.421	248.8	1:27:38.919
28	1	2:09.065	27.669	49.935	51.461	251.7	1:29:47.984
29	1	2:10.165	27.904	50.350	51.911	252.3	1:31:58.149

77 Dempsey - Proton Racing — Porsche 911 RSR — LMGTE Am
1.Patrick DEMPSEY
2.Patrick LONG
3.Marco SEEFRIED

Lap	D	Time	Sector 1	Sector 2	Sector 3	T. Spd	Elapsed
1	2	3:27.390 B	1:26.823	58.739	1:01.828	182.4	3:27.390
2	2	4:07.404	2:25.253	50.320	51.831	238.4	7:34.794
3	2	2:08.914	27.627	49.624	51.663	253.5	9:43.708
4	2	2:08.468	27.778	49.528	51.162	243.8	11:52.176
5	2	2:13.940	27.630	51.480	54.830	235.3	14:06.116
6	2	2:08.354	27.637	49.640	51.077	249.4	16:14.470
7	2	2:08.029	27.470	49.616	50.943	254.1	18:22.499
8	2	2:14.193 B	27.503	49.710	56.980	249.4	20:36.692
9	2	15:15.312	...	1:44.568	1:30.085	81.5	35:52.004
10	2	3:36.553	1:00.689	1:42.563	53.301	159.8	39:28.557
11	2	2:08.825	27.766	49.490	51.569	252.3	41:37.382
12	2	2:07.928	27.524	49.326	51.078	252.3	43:45.310
13	2	2:07.487	27.437	49.165	50.885	254.7	45:52.797
14	2	2:11.529 B	27.310	50.166	54.053	244.3	48:04.326
15	1	4:00.774	2:14.667	52.383	53.724	231.8	52:05.100
16	1	2:22.457	28.116	51.469	1:02.872	251.7	54:27.557
17	1	2:15.862	29.399	52.112	54.351	228.8	56:43.419
18	1	2:14.199	29.095	51.451	53.653	250.6	58:57.618
19	1	3:11.797 B	28.580	1:18.262	1:24.955	81.7	1:02:09.415

FIA WORLD ENDURANCE CHAMPIONSHIP

6 HOURS OF CIRCUIT OF THE AMERICAS

TUDOR

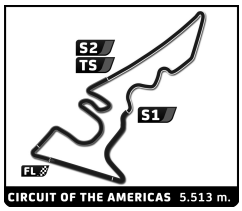

FIA WEC

6 Hours of Circuit of the Americas

Free Practice 1

Sector Analysis

Personal Best | Session Best | B Crossing the finish line in pit lane

Lap	D	Time	Sector 1	Sector 2	Sector 3	T. Spd	Elapsed
20	1	6:04.049	4:19.767	51.056	53.226	250.6	1:08:13.464
21	1	2:10.377	28.028	50.515	51.834	250.0	1:10:23.841
22	1	2:19.343	27.675	59.765	51.903	245.5	1:12:43.184
23	1	2:10.351	27.916	50.636	51.799	250.6	1:14:53.535
24	1	2:14.957 B	27.998	50.226	56.733	248.3	1:17:08.492
25	3	3:27.069	1:38.517	55.814	52.738	247.7	1:20:35.561
26	3	2:10.902	28.267	50.585	52.050	248.8	1:22:46.463
27	3	2:11.690	28.295	51.481	51.914	237.9	1:24:58.153
28	3	2:09.209	27.684	50.247	51.278	249.4	1:27:07.362
29	3	2:08.443	27.511	49.684	51.248	252.3	1:29:15.805
30	3	2:08.950	27.533	50.067	51.350	251.7	1:31:24.755

83 AF Corse — Ferrari F458 Italia — LMGTE Am
1.François PERRODO 2.Emmanuel COLLARD 3.Rui AGUAS

Lap	D	Time	Sector 1	Sector 2	Sector 3	T. Spd	Elapsed
1	2	3:08.846	1:21.316	53.016	54.514	201.1	3:08.846
2	2	2:11.867	28.695	50.886	52.286	236.3	5:20.713
3	2	2:09.646	28.012	50.284	51.350	250.0	7:30.359
4	2	2:09.075	27.544	50.300	51.231	252.3	9:39.434
5	2	2:10.290	28.198	50.481	51.611	254.1	11:49.724
6	2	2:09.620	27.760	50.152	51.708	250.0	13:59.344
7	2	2:13.826 B	27.753	50.758	55.315	254.1	16:13.170
8	2	7:37.914	5:55.282	50.941	51.691	250.0	23:51.084
9	2	2:08.652	27.860	49.678	51.114	252.3	25:59.736
10	2	2:08.648	27.608	49.905	51.135	252.3	28:08.384
11	2	2:09.148	27.326	49.999	51.823	252.9	30:17.532
12	2	3:24.868 B	27.535	1:31.977	1:25.356	79.8	33:42.400
13	1	7:09.058	5:21.562	53.631	53.865	228.8	40:51.458
14	1	2:14.825	29.081	51.494	54.250	247.1	43:06.283
15	1	2:16.018	28.847	52.263	54.908	206.1	45:22.301
16	1	2:13.671	28.398	51.478	53.795	249.4	47:35.972
17	1	2:16.672 B	28.550	51.144	56.978	247.1	49:52.644
18	1	4:51.434	3:04.574	52.529	54.331	246.0	54:44.078
19	1	2:13.197	28.934	51.428	52.835	250.0	56:57.275
20	1	2:13.509	28.395	50.805	54.309	252.3	59:10.784
21	1	3:41.423 B	36.073	1:38.953	1:26.397	79.6	1:02:52.207
22	1	8:44.442 B	6:46.570	56.958	1:00.914	180.0	1:11:36.649
23	3	8:22.191	6:27.378	56.030	58.783	199.3	1:19:58.840
24	3	2:21.950 B	30.782	53.853	57.315	235.8	1:22:20.790
25	3	4:39.437	2:54.397	51.581	53.459	248.3	1:27:00.227
26	3	2:12.230	28.083	50.967	53.180	250.0	1:29:12.457
27	3	2:11.912	28.141	51.479	52.292	251.2	1:31:24.369

88 Abu Dhabi-Proton Racing — Porsche 911 RSR — LMGTE Am
1.Christian RIED 2.Khaled AL QUBAISI 3.Earl BAMBER

Lap	D	Time	Sector 1	Sector 2	Sector 3	T. Spd	Elapsed
1	1	3:12.366 B	1:18.445	55.012	58.909	196.4	3:12.366
2	1	4:12.028	2:27.851	51.773	52.404	242.2	7:24.394
3	1	2:27.249	27.994	50.317	1:08.938	252.9	9:51.643
4	1	2:12.507	27.975	51.043	53.489	247.7	12:04.150
5	1	2:12.812	28.088	51.570	53.154	231.8	14:16.962
6	1	2:11.172	28.018	50.809	52.345	251.7	16:28.134
7	1	2:11.297	27.691	50.842	52.764	250.6	18:39.431
8	1	2:11.954	28.034	51.281	52.639	250.6	20:51.385
9	1	2:13.683 B	27.866	51.632	54.185	251.7	23:05.068
10	2	8:59.651	6:41.927	56.701	1:21.023	198.5	32:04.719
11	2	4:03.739	57.509	1:40.336	1:25.894	81.6	36:08.458
12	2	3:31.926	58.520	1:34.137	59.269	184.3	39:40.384
13	2	2:22.688	31.585	55.269	55.834	189.1	42:03.072
14	2	2:16.205	29.842	52.490	53.873	229.3	44:19.277
15	2	2:12.331	28.486	50.973	52.872	248.3	46:31.608
16	2	2:11.383	28.244	50.832	52.307	247.7	48:42.991
17	2	2:10.990	28.145	51.017	51.828	251.7	50:53.981
18	2	2:10.858	28.169	50.374	52.315	248.8	53:04.839
19	2	2:12.237 B	28.058	50.515	53.664	251.2	55:17.076
20	3	6:48.338	4:03.891	1:21.104	1:23.343	81.6	1:02:05.414
21	3	2:24.364	43.201	49.821	51.342	250.0	1:04:29.778
22	3	2:11.310	27.805	49.817	53.688	249.4	1:06:41.088
23	3	2:11.681	29.050	49.455	53.176	249.4	1:08:52.769
24	3	2:10.652 B	27.474	49.259	53.919	250.0	1:11:03.421
25	3	6:57.279	5:16.172	50.090	51.017	244.3	1:18:00.700
26	3	2:11.877	27.453	50.529	53.895	246.6	1:20:12.577
27	3	2:11.117	27.609	49.457	54.051	247.7	1:22:23.694
28	3	2:10.362 B	27.540	49.560	53.262	248.8	1:24:34.056

91 Porsche Team Manthey — Porsche 911 RSR — LMGTE Pro
1.Richard LIETZ 2.Michael CHRISTENSEN

Lap	D	Time	Sector 1	Sector 2	Sector 3	T. Spd	Elapsed
1	1	3:35.448	1:43.445	55.977	56.026	212.2	3:35.448
2	1	2:08.821	27.978	49.726	51.117	247.7	5:44.269
3	1	2:09.718	28.046	49.867	51.805	246.0	7:53.987
4	1	2:09.290	27.518	50.212	51.560	247.7	10:03.277
5	1	2:11.760	27.953	50.179	53.628	248.3	12:15.037
6	1	2:07.782	27.663	49.251	50.868	248.3	14:22.819
7	1	2:11.597 B	27.684	49.521	54.392	247.1	16:34.416
8	1	6:00.617	4:18.975	49.783	51.859	243.2	22:35.033
9	1	2:08.120	28.055	49.559	50.506	244.9	24:43.153
10	1	2:10.666	27.578	49.273	53.815	246.6	26:53.819
11	1	2:07.720	27.442	49.270	51.008	247.1	29:01.539
12	1	2:10.627 B	27.483	49.318	53.826	246.6	31:12.166
13	1	9:47.999	8:04.959	51.107	51.933	236.8	41:00.165
14	1	2:08.388	27.635	49.475	51.278	246.0	43:08.553
15	1	2:12.027	27.540	51.217	53.270	228.3	45:20.580
16	1	2:10.731 B	27.896	50.006	52.829	246.0	47:31.311
17	2	4:19.707	2:34.495	52.476	52.736	205.3	51:51.018
18	2	2:10.541	28.221	50.479	51.841	243.8	54:01.559
19	2	2:09.086	27.941	50.105	51.040	246.6	56:10.645
20	2	2:08.870	27.737	50.306	50.827	246.6	58:19.515
21	2	2:32.616 B	27.769	49.902	1:14.945	247.1	1:00:52.131
22	2	8:22.690	6:41.135	50.247	51.308	241.6	1:09:14.821
23	2	2:14.398	27.932	50.670	55.796	243.8	1:11:29.219
24	2	2:08.317	27.838	49.755	50.724	244.9	1:13:37.536
25	2	2:09.975	27.732	50.768	51.475	230.3	1:15:47.511
26	2	2:08.921	27.629	50.026	51.266	244.9	1:17:56.432
27	2	2:09.309	27.715	50.260	51.334	243.2	1:20:05.741
28	2	2:15.638 B	27.845	50.809	56.984	231.3	1:22:21.379

92 Porsche Team Manthey — Porsche 911 RSR — LMGTE Pro
1.Patrick PILET 2.Frédéric MAKOWIECKI

Lap	D	Time	Sector 1	Sector 2	Sector 3	T. Spd	Elapsed
1	1	4:16.309	2:33.817	50.714	51.778	243.2	4:16.309
2	1	2:08.471	27.741	50.166	50.564	246.0	6:24.780
3	1	2:07.470	27.701	49.428	50.341	246.6	8:32.250
4	1	2:07.794	27.462	49.594	50.738	246.6	10:40.044
5	1	2:08.044	27.537	49.727	50.780	246.0	12:48.088
6	1	2:09.307 B	27.528	49.686	52.093	247.7	14:57.395
7	1	6:41.442	5:00.423	49.777	51.242	242.7	21:38.837
8	1	2:07.410	27.507	49.081	50.822	246.0	23:46.247

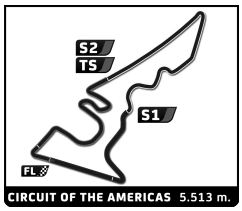

FIA WEC

6 Hours of Circuit of the Americas

Free Practice 1

Sector Analysis

Personal Best | Session Best | B Crossing the finish line in pit lane

Lap	D	Time	Sector 1	Sector 2	Sector 3	T. Spd	Elapsed
9	1	2:07.699	27.619	49.285	50.795	247.1	25:53.946
10	1	2:07.688	27.393	49.322	50.973	246.6	28:01.634
11	1	2:11.602 B	27.911	50.127	53.564	236.3	30:13.236
12	2	10:28.931	8:46.264	50.656	52.011	244.3	40:42.167
13	2	2:09.765	27.958	50.437	51.370	249.4	42:51.932
14	2	2:08.528	27.654	50.033	50.841	248.3	45:00.460
15	2	2:08.070	27.516	49.559	50.995	247.7	47:08.530
16	2	2:08.474	27.371	50.148	50.955	248.3	49:17.004
17	2	2:08.946	27.565	50.618	50.763	250.0	51:25.950
18	2	2:11.368 B	27.561	50.302	53.505	248.3	53:37.318
19	2	4:53.498	3:11.150	50.592	51.756	247.1	58:30.816
20	2	2:40.976	27.856	49.782	1:23.338	227.4	1:01:11.792
21	2	2:51.862	1:00.593	59.418	51.851	245.5	1:04:03.654
22	2	2:08.595	27.646	50.274	50.675	246.6	1:06:12.249
23	2	2:08.248	27.571	49.763	50.914	247.1	1:08:20.497
24	2	2:11.532 B	27.448	50.766	53.318	247.1	1:10:32.029

95 Aston Martin Racing — Aston Martin Vantage V8 — LMGTE Pro
1.Christoffer NYGAARD
2.Marco SØRENSEN

Lap	D	Time	Sector 1	Sector 2	Sector 3	T. Spd	Elapsed
1	1	2:51.077	1:05.248	52.166	53.663	224.1	2:51.077
2	1	2:09.692	28.247	49.835	51.610	246.6	5:00.769
3	1	2:09.197	27.825	49.823	51.549	249.4	7:09.966
4	1	2:08.704	27.850	49.776	51.078	248.8	9:18.670
5	1	2:08.981	27.761	49.746	51.474	248.8	11:27.651
6	1	2:09.653	27.733	50.435	51.485	248.3	13:37.304
7	1	2:08.896	27.732	49.964	51.200	249.4	15:46.200
8	1	2:12.297 B	27.993	50.274	54.030	248.3	17:58.497
9	1	4:17.776	2:34.993	50.750	52.033	244.9	22:16.273
10	1	2:09.332	27.746	50.110	51.476	249.4	24:25.605
11	1	2:09.293	27.817	50.133	51.343	252.3	26:34.898
12	1	2:09.053	27.599	50.071	51.383	250.0	28:43.951
13	1	2:09.010	27.586	49.847	51.577	250.0	30:52.961
14	1	3:53.142	45.050	1:42.621	1:25.471	79.9	34:46.103
15	1	3:59.223	58.859	1:42.643	1:17.721	79.8	38:45.326
16	1	2:10.281	28.353	50.645	51.283	248.3	40:55.607
17	1	2:09.946	27.651	49.805	52.490	251.2	43:05.553
18	1	2:08.804	27.653	49.809	51.342	249.4	45:14.357
19	1	2:08.923	27.689	50.083	51.151	250.0	47:23.280
20	1	2:08.806	27.823	49.758	51.225	249.4	49:32.086
21	1	2:08.709	27.589	50.078	51.042	250.0	51:40.795
22	1	2:08.878	27.521	49.650	51.707	250.0	53:49.673
23	1	2:08.932	27.749	49.995	51.188	250.6	55:58.605
24	1	2:09.537	27.584	50.045	51.908	249.4	58:08.142
25	1	2:22.853 B	27.730	49.980	1:05.143	250.0	1:00:30.995
26	2	5:03.715	3:17.325	52.430	53.960	211.8	1:05:34.710
27	2	2:12.187	28.852	50.708	52.627	238.9	1:07:46.897
28	2	2:10.547	27.983	50.334	52.230	243.2	1:09:57.444
29	2	2:10.208	27.966	49.985	52.257	250.0	1:12:07.652
30	2	2:10.891	28.003	50.287	52.601	247.7	1:14:18.543
31	2	2:14.878 B	27.881	50.764	56.233	247.1	1:16:33.421
32	2	4:36.191	2:53.107	50.464	52.620	242.7	1:21:09.612
33	2	2:10.781	27.963	49.996	52.822	248.8	1:23:20.393
34	2	2:10.771	27.907	50.572	52.292	247.1	1:25:31.164
35	2	2:10.256	28.013	50.260	51.983	248.3	1:27:41.420
36	2	2:10.246	27.830	50.213	52.203	247.7	1:29:51.666
37	2	2:10.633	27.928	50.437	52.268	249.4	1:32:02.299

96 Aston Martin Racing — Aston Martin Vantage V8 — LMGTE Am
1.Francesco CASTELLACCI 3.Stuart HALL
2.Benny SIMONSEN

Lap	D	Time	Sector 1	Sector 2	Sector 3	T. Spd	Elapsed
1	1	5:03.725	3:08.269	57.945	57.511	202.2	5:03.725
2	1	2:16.471	30.397	52.250	53.824	244.3	7:20.196
3	1	2:18.099	29.713	51.896	56.490	246.6	9:38.295
4	1	2:15.489	29.820	51.529	54.140	240.0	11:53.784
5	1	2:16.167	29.390	52.477	54.300	225.5	14:09.951
6	1	2:41.992 B	28.716	1:04.710	1:08.566	123.3	16:51.943
7	1	7:29.544	5:39.431	54.892	55.221	233.8	24:21.487
8	1	2:15.528	29.220	52.782	53.526	232.3	26:37.015
9	1	2:16.103	28.862	51.510	55.731	246.0	28:53.118
10	1	2:16.260 B	29.521	51.274	55.465	237.4	31:09.378
11	2	6:41.727	3:31.095	1:43.536	1:27.096	79.4	37:51.105
12	2	2:40.878	51.416	54.594	54.868	197.4	40:31.983
13	2	2:16.850	30.103	52.810	53.937	228.3	42:48.833
14	2	2:13.559	29.299	51.982	52.278	242.2	45:02.392
15	2	2:12.023	28.720	51.311	51.992	243.8	47:14.415
16	2	2:11.836	28.409	50.988	52.439	229.3	49:26.251
17	2	2:10.876	28.411	50.782	51.683	234.3	51:37.127
18	2	2:12.168	28.356	50.904	52.908	240.5	53:49.295
19	2	2:12.068	28.870	51.220	51.978	248.3	56:01.363
20	2	2:11.260	28.662	50.648	51.950	244.9	58:12.623
21	2	2:43.471 B	29.793	51.542	1:22.136	215.1	1:00:56.094
22	3	4:33.501	2:48.044	52.121	53.336	224.1	1:05:29.595
23	3	2:12.625	28.950	51.633	52.042	246.0	1:07:42.220
24	3	2:10.523	28.333	50.465	51.725	246.6	1:09:52.743
25	3	2:10.344	28.356	50.199	51.789	247.7	1:12:03.087
26	3	2:11.134	28.100	50.532	52.502	247.7	1:14:14.221
27	3	2:11.425	28.101	51.016	52.308	245.5	1:16:25.646
28	3	2:10.714	28.083	50.840	51.791	244.9	1:18:36.360
29	3	2:14.788 B	28.440	50.733	55.615	242.7	1:20:51.148
30	3	4:29.434	2:45.702	51.188	52.544	243.8	1:25:20.582
31	3	2:10.388	27.962	50.508	51.918	244.3	1:27:30.970
32	3	2:09.804	27.919	50.372	51.513	246.0	1:29:40.774
33	3	2:10.658	28.024	50.342	52.292	246.0	1:31:51.432

97 Aston Martin Racing — Aston Martin Vantage V8 — LMGTE Pro
1.Darren TURNER
2.Jonathan ADAM

Lap	D	Time	Sector 1	Sector 2	Sector 3	T. Spd	Elapsed
1	2	3:21.262	1:31.253	54.152	55.857	207.7	3:21.262
2	2	2:12.597	29.229	51.044	52.324	244.3	5:33.859
3	2	2:10.493	28.265	50.336	51.892	242.7	7:44.352
4	2	2:09.774	27.951	50.145	51.678	248.3	9:54.126
5	2	2:10.544	28.199	50.298	52.047	250.6	12:04.670
6	2	2:10.193	28.030	50.762	51.401	247.1	14:14.863
7	2	2:09.032	27.841	50.215	50.976	248.8	16:23.895
8	2	2:09.002	27.731	50.087	51.184	248.8	18:32.897
9	2	2:08.800	27.708	49.934	51.158	248.8	20:41.697
10	2	2:11.867 B	27.683	50.134	54.050	248.8	22:53.564
11	2	6:37.838	4:55.005	50.749	52.084	248.3	29:31.402
12	2	2:38.548	27.794	49.948	1:20.806	248.3	32:09.950
13	2	4:07.030	58.912	1:42.644	1:25.474	79.8	36:16.980
14	2	3:20.856	59.032	1:27.993	53.831	216.9	39:37.836
15	2	2:12.233	28.386	50.410	53.437	248.3	41:50.069
16	2	2:08.749	27.812	49.980	50.957	250.0	43:58.818
17	2	2:08.138	27.486	49.781	50.871	248.8	46:06.956
18	2	2:08.725	27.491	50.009	51.225	248.8	48:15.681

FIA WORLD ENDURANCE CHAMPIONSHIP

6 HOURS OF CIRCUIT OF THE AMERICAS

TUDOR

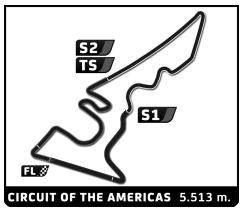

FIA WEC

6 Hours of Circuit of the Americas

Free Practice 1

Sector Analysis

Personal Best | Session Best | B Crossing the finish line in pit lane

Lap	D	Time	Sector 1	Sector 2	Sector 3	T. Spd	Elapsed
19	2	2:08.454	27.500	49.964	50.990	248.8	50:24.135
20	2	2:08.349	27.565	49.626	51.158	250.0	52:32.484
21	2	2:10.137	27.514	50.432	52.191	248.3	54:42.621
22	2	2:08.766	27.489	50.114	51.163	250.6	56:51.387
23	2	2:10.049	28.325	50.402	51.322	250.0	59:01.436
24	2	3:10.912	27.457	1:17.529	1:25.926	80.0	1:02:12.348
25	2	2:23.683	41.337	50.611	51.735	247.7	1:04:36.031
26	2	2:08.651	27.658	49.921	51.072	249.4	1:06:44.682
27	2	2:11.034 B	27.971	50.065	52.998	249.4	1:08:55.716
28	1	4:36.229	2:50.602	52.599	53.028	243.2	1:13:31.945
29	1	2:11.004	28.358	50.766	51.880	248.8	1:15:42.949
30	1	2:10.008	27.991	50.576	51.441	247.7	1:17:52.957
31	1	2:09.994	28.175	50.509	51.310	247.7	1:20:02.951
32	1	2:14.645 B	27.924	51.196	55.525	246.6	1:22:17.596
33	1	4:36.806	2:54.627	50.379	51.800	246.0	1:26:54.402
34	1	2:09.200	27.930	50.033	51.237	247.7	1:29:03.602
35	1	2:09.023	27.912	49.996	51.115	248.8	1:31:12.625

98 Aston Martin Racing — Aston Martin Vantage V8 — LMGTE Am
1.Paul DALLA LANA 2.Pedro LAMY 3.Mathias LAUDA

Lap	D	Time	Sector 1	Sector 2	Sector 3	T. Spd	Elapsed
1	2	3:33.067	1:36.535	55.052	1:01.480	201.1	3:33.067
2	2	2:10.843	28.448	50.589	51.806	248.3	5:43.910
3	2	2:12.225	29.340	50.635	52.250	250.6	7:56.135
4	2	2:09.682	28.341	49.882	51.459	249.4	10:05.817
5	2	2:10.395	28.032	50.455	51.908	234.8	12:16.212
6	2	2:23.110 B	31.456	50.956	1:00.698	248.3	14:39.322
7	3	4:15.214	2:27.668	52.645	54.901	225.0	18:54.536
8	3	2:13.052	28.860	51.642	52.550	248.3	21:07.588
9	3	2:12.245	29.054	51.199	51.992	249.4	23:19.833
10	3	2:10.759	28.632	50.572	51.555	250.0	25:30.592
11	3	2:11.220	28.172	50.634	52.414	247.7	27:41.812
12	3	2:10.440	28.057	50.408	51.975	252.9	29:52.252
13	3	3:08.329 B	28.182	1:14.688	1:25.459	79.5	33:00.581
14	1	6:38.084	4:11.204	1:32.520	54.360	188.2	39:38.665
15	1	2:13.305	28.774	50.612	53.919	248.3	41:51.970
16	1	2:15.449	31.773	50.713	52.963	242.7	44:07.419
17	1	2:11.106	29.095	50.261	51.750	248.8	46:18.525
18	1	2:11.290	28.117	50.696	52.477	249.4	48:29.815
19	1	2:11.001	28.264	50.630	52.107	251.7	50:40.816
20	1	2:15.407 B	28.681	51.230	55.496	244.9	52:56.223
21	3	7:12.179	5:24.412	53.269	54.498	244.9	1:00:08.402
22	3	3:27.326	59.330	1:33.857	54.139	208.1	1:03:35.728
23	3	2:11.230	28.371	50.926	51.933	243.2	1:05:46.958
24	3	2:10.100	28.041	50.597	51.462	247.7	1:07:57.058
25	3	2:10.048	27.884	50.491	51.673	247.1	1:10:07.106
26	3	2:09.519	28.136	50.201	51.182	247.7	1:12:16.625
27	3	2:09.598	27.832	50.647	51.119	248.8	1:14:26.223
28	3	2:13.451 B	28.091	50.208	55.152	247.1	1:16:39.674
29	1	4:10.204	2:21.025	52.451	56.728	240.0	1:20:49.878
30	1	2:11.523	28.575	50.829	52.119	246.0	1:23:01.401
31	1	2:11.432	28.168	51.141	52.123	244.3	1:25:12.833
32	1	2:10.891	28.061	51.021	51.809	247.1	1:27:23.724
33	1	2:11.080	28.472	50.562	52.046	247.7	1:29:34.804
34	1	2:10.293	27.995	50.303	51.995	247.1	1:31:45.097

99 Aston Martin Racing V8 — Aston Martin Vantage V8 — LMGTE Pro
1.Alex MACDOWALL 2.Fernando REES 3.Richie STANAWAY

Lap	D	Time	Sector 1	Sector 2	Sector 3	T. Spd	Elapsed
1	1	3:17.276	1:27.822	55.498	53.956	225.9	3:17.276
2	1	2:10.826	28.527	50.232	52.067	250.6	5:28.102
3	1	2:09.221	28.189	49.811	51.221	251.2	7:37.323
4	1	2:09.221	27.741	50.087	51.393	251.7	9:46.544
5	1	2:08.456	27.673	49.454	51.329	251.2	11:55.000
6	1	2:12.807	29.174	51.385	52.248	247.1	14:07.807
7	1	2:09.299	27.813	50.035	51.451	251.2	16:17.106
8	1	2:09.719	27.799	49.984	51.936	249.4	18:26.825
9	1	2:09.006	27.665	49.963	51.378	249.4	20:35.831
10	1	2:08.900	27.677	49.766	51.457	251.2	22:44.731
11	1	2:13.649 B	27.777	50.301	55.571	251.2	24:58.380
12	1	3:54.204	2:10.261	51.263	52.680	249.4	28:52.584
13	1	2:13.842	28.013	50.712	55.117	229.3	31:06.426
14	1	4:08.500	59.390	1:43.189	1:25.921	79.5	35:14.926
15	1	4:05.705	59.194	1:44.076	1:22.435	75.7	39:20.631
16	1	2:12.658	28.732	51.228	52.698	248.8	41:33.289
17	1	2:09.982	27.840	50.063	52.079	243.8	43:43.271
18	1	2:08.392	27.562	49.671	51.159	250.0	45:51.663
19	1	2:08.356	27.508	49.557	51.291	250.6	48:00.019
20	1	2:08.407	27.535	49.680	51.192	251.2	50:08.426
21	1	2:08.636	27.615	49.540	51.481	251.7	52:17.062
22	1	2:10.057	27.598	49.678	52.781	252.3	54:27.119
23	1	2:09.603	27.883	50.069	51.651	252.9	56:36.722
24	1	2:15.831 B	28.641	50.260	56.930	240.0	58:52.553
25	2	7:28.818	5:43.815	51.348	53.655	241.6	1:06:21.371
26	2	2:10.624	28.188	50.193	52.243	246.6	1:08:31.995
27	2	2:09.902	28.007	50.064	51.831	250.6	1:10:41.897
28	2	2:09.439	27.853	50.032	51.554	251.7	1:12:51.336
29	2	2:10.841 B	27.753	49.856	53.232	251.2	1:15:02.177
30	2	4:12.649	2:30.563	50.130	51.956	248.3	1:19:14.826
31	2	2:09.189	27.760	50.014	51.415	249.4	1:21:24.015
32	2	2:12.850 B	27.730	50.182	54.938	250.6	1:23:36.865
33	2	7:10.357	5:26.699	50.345	53.313	245.5	1:30:47.222