


FIA WEC
WEC 6 HOURS OF SPA-FRANCORCHAMPS
Qualifying Practice
Sector Analysis

Personal Best Session Best B Crossing the finish line in pit lane


Lap	D	Time	Sector 1	Sector 2	Sector 3	T. Spd	Elapsed	Lap	D	Time	Sector 1	Sector 2	Sector 3	T. Spd	Elapsed
1 Audi Sport Team Joest Audi R18 e-tron quattro LMP1 1. André LOTTERER 3. Marcel FÄSSLER 2. Benoît TRÉLUYER								10	3	2:01.596	34.515	56.058	31.023	307.7	1:07:13.874
1	3	42:13.752	...	58.223	31.524	288.0	42:13.752	11	3	2:00.869	34.620	55.255	30.994	305.9	1:09:14.743
2	3	1:59.865	34.979	53.519	31.367	298.3	44:13.617	12	3	2:17.916 B	35.721	59.550	42.645	294.3	1:11:32.659
3	3	2:24.788 B	34.721	57.147	52.920	298.3	46:38.405								
4	3	6:31.569	5:05.004	54.887	31.678	293.5	53:09.973								
5	3	1:59.545	34.945	53.264	31.336	297.5	55:09.518								
6	3	1:59.336	34.888	53.164	31.284	294.3	57:08.854								
7	3	2:08.459 B	34.843	55.341	38.275	297.5	59:17.313								
8	1	3:02.607	1:34.616	55.856	32.135	292.7	1:02:19.920								
9	1	2:00.174	34.920	53.753	31.501	293.5	1:04:20.094								
10	1	2:06.939	35.511	57.345	34.083	291.9	1:06:27.033								
11	1	2:00.792	34.938	54.257	31.597	296.7	1:08:27.825								
12	1	2:10.703 B	34.986	55.136	40.581	296.7	1:10:38.528								
2 Audi Sport Team Joest Audi R18 e-tron quattro LMP1 1. Tom KRISTENSEN 3. Allan MCNISH 2. Loïc DUVAL								1	3	42:20.417	...	1:00.109	33.729	260.2	42:20.417
2	1	2:00.197	35.163	53.763	31.271	294.3	44:20.614								
3	1	2:19.375 B	35.131	55.106	49.138	295.1	46:39.989								
4	1	6:37.655	5:05.226	58.375	34.054	290.3	53:17.643								
5	1	2:00.126	35.088	53.728	31.310	291.1	55:17.769								
6	1	2:08.006 B	35.074	53.649	39.283	291.9	57:25.775								
7	3	3:55.810	2:27.040	56.315	32.455	289.5	1:01:21.585								
8	3	2:00.987	35.128	54.361	31.498	294.3	1:03:22.572								
9	3	2:01.132	35.280	54.442	31.410	291.9	1:05:23.704								
10	3	2:04.536	35.154	55.247	34.135	296.7	1:07:28.240								
11	3	2:01.509	34.981	54.942	31.586	291.9	1:09:29.749								
12	3	2:11.317 B	35.283	56.768	39.266	295.1	1:11:41.066								
3 Audi Sport Team Joest Audi R18 e-tron quattro LMP1 1. Lucas DI GRASSI 3. Oliver JARVIS 2. Marc GENÉ								1	1	42:24.879	...	1:01.320	36.376	269.3	42:24.879
2	1	1:59.436	34.410	54.160	30.866	302.5	44:24.315								
3	1	2:41.182 B	34.266	1:13.148	53.768	304.2	47:05.497								
4	1	6:03.190	4:35.463	55.776	31.951	291.9	53:08.686								
5	1	1:58.934	34.489	53.508	30.937	303.4	55:07.620								
6	1	2:15.535 B	38.201	57.079	40.255	299.2	57:23.155								
7	2	3:31.090	1:52.737	1:03.921	34.432	292.7	1:00:54.245								
8	2	2:01.708	34.697	55.709	31.302	302.5	1:02:55.953								
9	2	2:05.239	35.363	57.435	32.441	299.2	1:05:01.192								
10	2	2:00.867	34.427	55.078	31.362	303.4	1:07:02.059								
11	2	2:13.641 B	35.081	56.824	41.736	298.3	1:09:15.700								
7 Toyota Racing Toyota TS030 - Hybrid LMP1 1. Alexander WURZ 3. Kazuki NAKAJIMA 2. Nicolas LAPIERRE								1	1	42:08.800	...	57.902	32.685	287.2	42:08.800
2	1	2:00.757	34.471	55.157	31.129	304.2	44:09.557								
3	1	2:22.614 B	34.569	55.457	52.588	305.9	46:32.171								
4	1	6:47.549	5:14.292	57.383	35.874	283.5	53:19.719								
5	1	2:00.851	34.574	55.258	31.019	305.9	55:20.570								
6	1	2:11.683 B	34.594	57.075	40.014	305.1	57:32.253								
7	3	3:35.624	2:09.019	55.694	30.911	297.5	1:01:07.877								
8	3	2:01.314	34.606	55.314	31.394	304.2	1:03:09.191								
9	3	2:03.087	34.615	56.858	31.614	305.1	1:05:12.278								
8 Toyota Racing Toyota TS030 - Hybrid LMP1 1. Anthony DAVIDSON 3. Stéphane SARRAZIN 2. Sébastien BUEMI								1	3	42:11.469	...	58.347	32.018	256.5	42:11.469
2	3	2:01.086	35.285	54.447	31.354	288.8	44:12.555								
3	3	2:23.641 B	35.306	57.273	51.062	289.5	46:36.196								
4	3	6:35.523	5:08.028	56.066	31.429	274.8	53:11.718								
5	3	2:00.548	35.161	54.147	31.240	288.8	55:12.266								
6	3	2:09.790 B	35.355	55.633	38.802	290.3	57:22.056								
7	1	3:16.799	1:45.582	58.758	32.459	234.8	1:00:38.855								
8	1	2:05.731	35.297	58.496	31.938	288.0	1:02:44.586								
9	1	2:01.052	35.213	54.374	31.465	288.8	1:04:45.638								
10	1	2:02.129	35.340	55.066	31.723	292.7	1:06:47.767								
11	1	2:02.252	35.568	54.790	31.894	287.2	1:08:50.019								
12	1	2:20.358 B	39.374	58.214	42.770	260.9	1:11:10.377								
12 Rebellion Racing Lola B12/60 Coupé - Toyota LMP1 1. Nicolas PROST 3. Nick HEIDFELD 2. Neel JANI								1	3	43:20.817	...	58.362	36.538	257.1	43:20.817
2	3	2:00.983	35.653	53.696	31.634	288.8	45:21.800								
3	3	2:54.785 B	36.716	1:18.162	59.907	249.4	48:16.585								
4	3	6:03.260	4:29.812	59.958	33.490	286.5	54:19.844								
5	3	2:00.722	35.630	53.465	31.627	289.5	56:20.566								
6	3	2:03.188	35.526	53.675	33.987	290.3	58:23.754								
7	3	2:14.198 B	36.432	57.590	40.176	285.7	1:00:37.952								
8	2	3:30.562	1:59.672	55.908	34.982	288.0	1:04:08.514								
9	2	2:02.227	35.694	54.552	31.981	289.5	1:06:10.741								
10	2	2:02.357	35.606	54.700	32.051	289.5	1:08:13.098								
11	2	2:01.999	35.689	54.369	31.941	290.3	1:10:15.097								
12	2	2:42.226 B	40.776	1:09.274	52.176	227.8	1:12:57.323								
13 Rebellion Racing Lola B12/60 Coupé - Toyota LMP1 1. Andrea BELICCHI 3. Cong Fu CHENG 2. Mathias BECHE								1	1	44:06.411	...	1:01.732	32.918	249.4	44:06.411
2	1	2:24.803 B	36.092	55.159	53.552	286.5	46:31.214								
3	1	8:14.886	6:32.041	1:05.608	37.237	276.9	54:46.099								
4	1	2:02.432	35.867	54.388	32.177	288.8	56:48.531								
5	1	2:02.961	35.860	54.841	32.260	288.0	58:51.492								
6	1	2:22.417 B	35.803	1:01.020	45.594	270.7	1:01:13.909								
7	2	4:11.635	2:39.651	57.730	34.254	279.8	1:05:25.544								
8	2	2:04.111	35.960	55.896	32.255	287.2	1:07:29.655								
9	2	2:11.527	37.921	1:00.020	33.586	285.7	1:09:41.182								
10	2	2:03.610	35.903	55.507	32.200	288.0	1:11:44.792								
11	2	2:12.774 B	35.827	55.171	41.776	287.2	1:13:57.566								
21 Strakka Racing HPD ARX 03c - Honda LMP1 1. Nick LEVENTIS 3. Jonny KANE 2. Danny WATTS								1	2	42:27.081	...	1:02.950	33.418	257.1	42:27.081
2	2	2:03.473	36.324	54.986	32.163	282.0	44:30.554								
3	2	2:31.646 B	36.025	1:04.263	51.358	282.7	47:02.200								
4	2	6:18.079	4:45.990	57.898	34.191	279.1	53:20.278								
5	2	2:02.999	36.040	54.826	32.133	283.5	55:23.277								
6	2	2:02.939	36.086	54.725	32.128	283.5	57:26.216								



FIA WEC
WEC 6 HOURS OF SPA-FRANCORCHAMPS
Qualifying Practice
Sector Analysis

Personal Best Session Best B Crossing the finish line in pit lane


Lap	D	Time	Sector 1	Sector 2	Sector 3	T. Spd	Elapsed	Lap	D	Time	Sector 1	Sector 2	Sector 3	T. Spd	Elapsed
7	2	2:17.333 B	36.273	1:00.308	40.752	280.5	59:43.549	5	2	2:10.062	37.668	58.535	33.859	274.1	55:45.609
8	3	3:30.938	1:59.925	57.489	33.524	266.7	1:03:14.487	6	2	2:29.199 B	40.349	1:03.927	44.923	243.2	58:14.808
9	3	2:04.515	36.252	55.819	32.444	282.7	1:05:19.002	7	3	4:11.190	2:33.310	1:03.644	34.236	264.1	1:02:25.998
10	3	2:04.302	36.204	55.649	32.449	283.5	1:07:23.304	8	3	2:10.639	37.692	59.101	33.846	274.1	1:04:36.637
11	3	2:13.684 B	36.175	56.201	41.308	283.5	1:09:36.988	9	3	2:10.428	37.634	59.016	33.778	274.1	1:06:47.065
24 OAK Racing Morgan - Nissan 1.Olivier PLA 2.David HEINEMEIER HANSSON 3.Alex BRUNDLE LMP2								32 Lotus Lotus T128 1.Thomas HOLZER 2.Dominik KRAHAMER 3.Jan CHAROUZ LMP2							
1	1	43:41.591	...	59.451	35.182	240.0	43:41.591	1	1	42:56.627	...	1:09.798	36.128	223.6	42:56.627
2	1	2:37.696 B	37.482	1:08.225	51.989	270.0	46:19.287	2	1	2:12.900	39.085	59.589	34.226	263.4	45:09.527
3	1	8:14.233	6:39.549	1:00.861	33.823	260.2	54:33.519	3	1	3:05.993 B	38.664	1:27.530	59.799	233.3	48:15.520
4	1	2:08.200	37.452	57.167	33.581	271.4	56:41.719	4	1	5:40.019	3:56.604	1:02.725	40.690	246.0	53:55.538
5	1	2:08.026	37.431	57.099	33.496	270.7	58:49.745	5	1	2:13.016	38.745	59.829	34.442	265.4	56:08.554
6	1	2:07.992	37.349	57.156	33.487	270.7	1:00:57.737	6	1	2:20.233 B	38.867	59.819	41.547	264.7	58:28.787
7	1	2:22.832 B	37.443	1:00.140	45.249	272.0	1:03:20.569	7	2	4:24.926	2:44.733	1:05.586	34.607	261.5	1:02:53.713
8	3	3:19.178	1:44.718	1:00.305	34.155	270.0	1:06:39.747	8	2	2:12.989	38.362	1:00.069	34.558	269.3	1:05:06.702
9	3	2:09.933	37.666	58.665	33.602	270.0	1:08:49.680	9	2	2:12.747	38.588	59.712	34.447	266.0	1:07:19.449
10	3	2:10.912	37.847	59.331	33.734	270.7	1:11:00.592	10	2	2:13.848	38.444	1:00.285	35.119	267.3	1:09:33.297
11	3	2:09.778	37.682	58.425	33.671	270.0	1:13:10.370	11	2	2:13.457	38.399	59.734	35.324	266.7	1:11:46.754
12	3	2:38.500 B	42.435	1:06.482	49.583	236.8	1:15:48.870	12	2	2:12.350	38.335	59.699	34.316	267.3	1:13:59.104
25 Delta-ADR Oreca 03 - Nissan LMP2 1.Tor GRAVES 2.Antonio PIZZONIA 3.James WALKER								35 OAK Racing Morgan - Nissan LMP2 1.Bertrand BAGUETTE 2.Ricardo GONZALEZ 3.Martin PLOWMAN							
1	2	46:16.745 B	...	1:11.245	48.353	238.4	46:16.745	1	1	44:33.853	...	1:07.176	34.311	260.2	44:33.853
2	2	7:04.799	5:26.434	1:02.336	36.029	242.2	53:21.543	2	1	2:34.395 B	37.778	1:04.077	52.540	268.0	47:08.248
3	2	2:08.597	37.711	57.136	33.750	265.4	55:30.140	3	1	6:16.573	4:39.511	1:00.330	36.732	266.0	53:24.820
4	2	2:09.091	38.130	57.222	33.739	264.7	57:39.231	4	1	2:08.373	37.542	57.555	33.276	270.0	55:33.193
5	2	2:36.053 B	40.397	1:08.443	47.213	167.7	1:00:15.284	5	1	2:08.764	37.550	57.732	33.482	271.4	57:41.957
6	3	5:05.557	3:24.720	1:03.805	37.032	255.3	1:05:20.841	6	1	2:18.887 B	37.541	57.846	43.500	270.7	1:00:00.844
7	3	2:11.838	37.970	59.797	34.071	265.4	1:07:32.679	7	3	3:57.104	2:22.731	1:00.159	34.214	265.4	1:03:57.948
8	3	2:17.385	37.946	59.435	40.004	265.4	1:09:50.064	8	3	2:10.818	37.763	59.179	33.876	269.3	1:06:08.766
9	3	2:10.957	37.979	58.926	34.052	264.1	1:12:01.021	9	3	2:12.166	37.710	1:00.453	34.003	270.0	1:08:20.932
10	3	2:10.286	37.994	58.384	33.908	264.1	1:14:11.307	10	3	2:10.750	37.756	59.122	33.872	270.0	1:10:31.682
11	3	3:05.618 B	53.767	1:14.691	57.160	164.1	1:17:16.925	11	3	2:10.540	37.885	58.844	33.811	269.3	1:12:42.222
26 G-Drive Racing Oreca 03 - Nissan LMP2 1.Roman RUSINOV 2.John MARTIN 3.Mike CONWAY								38 Jota Zytek Z11SN - Nissan LMP2 1.Simon DOLAN 2.Oliver TURVEY 3.Lucas LUHR							
1	2	44:09.473	...	1:01.495	35.110	259.6	44:09.473	1	2	42:35.523	...	1:03.892	35.414	206.9	42:35.523
2	2	2:24.970 B	37.929	57.511	49.530	266.0	46:34.443	2	2	2:08.144	37.622	57.081	33.441	264.1	44:43.667
3	2	7:09.169	5:28.817	1:05.087	35.265	254.7	53:43.611	3	2	2:46.213 B	37.470	1:10.340	58.403	264.1	47:29.880
4	2	2:08.961	37.906	57.268	33.787	266.0	55:52.572	4	2	6:01.949	4:24.569	1:02.065	35.315	232.8	53:31.828
5	2	2:24.637 B	40.786	1:01.196	42.655	235.8	58:17.209	5	2	2:07.779	37.622	56.639	33.518	264.1	55:39.607
6	2	3:12.527	1:39.043	58.855	34.629	264.1	1:01:29.736	6	2	2:30.703 B	38.180	1:07.849	44.674	249.4	58:10.310
7	2	2:09.598	37.979	57.702	33.917	265.4	1:03:39.334	7	3	3:49.785	2:15.228	1:00.622	33.935	258.4	1:02:00.095
8	2	2:17.195 B	37.998	59.149	40.048	266.0	1:05:56.529	8	3	2:09.987	37.947	58.232	33.808	264.7	1:04:10.082
9	3	3:29.707	1:55.966	59.742	33.999	262.1	1:09:26.236	9	3	2:09.695	37.996	57.903	33.796	264.1	1:06:19.777
10	3	2:11.657	38.165	59.512	33.980	264.7	1:11:37.893	10	3	2:09.433	37.897	57.782	33.754	263.4	1:08:29.210
11	3	2:10.638	38.085	58.403	34.150	264.7	1:13:48.531	11	3	2:23.895 B	38.967	1:02.506	42.422	252.9	1:10:53.105
12	3	2:10.371	38.064	58.475	33.832	264.7	1:15:58.902	41 Greaves Motorsport Zytek Z11SN - Nissan LMP2 1.Chris DYSON 2.Michael MARSAL 3.Tom KIMBER-SMITH							
1	2	42:44.546	...	1:06.192	35.412	212.6	42:44.546	1	1	43:27.686	...	1:04.529	35.792	222.7	43:27.686
2	2	2:10.316	37.771	58.766	33.779	272.7	44:54.862								
3	2	2:45.882 B	37.728	1:11.714	56.440	274.8	47:40.744								
4	2	5:54.804	4:17.917	1:02.574	34.313	240.0	53:35.547								



FIA WEC
WEC 6 HOURS OF SPA-FRANCORCHAMPS
Qualifying Practice
Sector Analysis

Personal Best Session Best B Crossing the finish line in pit lane

Lap	D	Time	Sector 1	Sector 2	Sector 3	T. Spd	Elapsed	Lap	D	Time	Sector 1	Sector 2	Sector 3	T. Spd	Elapsed
45 OAK Racing Morgan - Nissan LMP2 1. Jacques NICOLET 2. Jean-Marc MERLIN															
1	1	42:37.866	...	1:04.373	36.179	201.5	42:37.866	1	1	3:11.829	1:21.436	1:10.059	40.334	220.4	3:11.829
2	1	2:12.071	38.152	59.795	34.124	268.7	44:49.937	2	1	2:27.479	41.865	1:07.576	38.038	248.8	5:39.308
3	1	2:48.122 B	37.679	1:12.653	57.790	270.0	47:38.059	3	1	2:27.029	41.812	1:07.011	38.206	240.0	8:06.337
4	1	6:10.730	4:27.889	1:05.671	37.170	241.6	53:48.788	4	1	2:27.093	42.118	1:07.422	37.553	247.7	10:33.430
5	1	2:11.412	37.810	59.585	34.017	268.7	56:00.200	5	1	2:26.644	42.044	1:07.265	37.335	248.3	13:00.074
6	1	2:38.349 B	40.074	1:07.363	50.912	238.4	58:38.549	6	1	2:43.044 B	43.415	1:09.599	50.030	185.9	15:43.118
7	2	4:19.866	2:42.755	1:02.596	34.515	264.1	1:02:58.415	7	2	3:52.238	1:58.708	1:14.092	39.438	201.9	19:35.356
8	2	2:15.041	38.983	1:01.349	34.709	266.7	1:05:13.456	8	2	2:28.955	42.150	1:08.207	38.598	247.1	22:04.311
9	2	2:15.551	38.764	1:01.565	35.222	267.3	1:07:29.007	9	2	2:29.543	42.098	1:08.805	38.640	243.2	24:33.854
10	2	2:25.340 B	38.925	1:01.822	44.593	262.1	1:09:54.347	10	2	2:28.925	42.131	1:08.651	38.143	247.1	27:02.779
								11	2	3:01.246 B	44.729	1:20.771	55.746	207.7	30:04.025
49 Pecom Racing Oreca 03 - Nissan LMP2 1. Luis PEREZ COMPANC 2. Nicolas MINASSIAN															
1	2	45:06.807	...	1:00.241	34.076	260.2	45:06.807	1	3	3:45.097	2:01.618	1:06.786	36.693	233.8	3:45.097
2	2	2:37.191 B	37.577	1:09.163	50.451	267.3	47:43.998	2	3	2:21.703	40.498	1:04.832	36.373	252.9	6:06.800
3	2	6:36.976	4:59.276	1:03.533	34.167	248.8	54:20.973	3	3	2:22.243	40.619	1:05.188	36.436	253.5	8:29.043
4	2	2:07.697	37.486	56.845	33.366	269.3	56:28.670	4	3	2:23.183	40.936	1:05.479	36.768	251.2	10:52.226
5	2	2:07.966	37.540	57.080	33.346	269.3	58:36.636	5	3	2:36.649 B	40.632	1:05.230	50.787	253.5	13:28.875
6	2	2:16.704 B	37.627	58.860	40.217	269.3	1:00:53.340	6	1	3:44.229	1:51.099	1:12.985	40.145	240.0	17:13.104
7	3	3:25.203	1:50.631	1:00.568	34.004	265.4	1:04:18.543	7	1	2:29.603	42.933	1:08.354	38.316	244.9	19:42.707
8	3	2:09.298	37.681	58.112	33.505	270.7	1:06:27.841	8	1	2:29.176	42.507	1:08.097	38.572	247.7	22:11.883
9	3	2:09.395	37.735	58.099	33.561	269.3	1:08:37.236	9	1	2:29.137	42.272	1:08.297	38.568	249.4	24:41.020
10	3	2:09.201	37.821	57.809	33.571	267.3	1:10:46.437	10	1	2:30.251	43.021	1:08.579	38.651	243.8	27:11.271
11	3	2:26.287 B	39.526	1:01.552	45.209	224.1	1:13:12.724	11	1	2:38.513 B	42.426	1:10.524	45.563	247.1	29:49.784
50 Larbre Competition Chevrolet Corvette C6-ZR1 LMGTE Am 1. Patrick BORNHAUSER 2. Julien CANAL															
1	3	2:40.021	53.674	1:08.649	37.698	239.5	2:40.021	1	3	2:59.541	1:08.581	1:12.031	38.929	220.9	2:59.541
2	3	2:22.568	40.860	1:05.237	36.471	250.6	5:02.589	2	3	2:22.925	40.590	1:05.594	36.741	255.3	5:22.466
3	3	2:21.102	40.501	1:04.373	36.228	253.5	7:23.691	3	3	2:22.534	40.321	1:05.504	36.709	255.9	7:45.000
4	3	2:20.944	40.307	1:04.491	36.146	253.5	9:44.635	4	3	2:35.833 B	40.896	1:06.993	47.944	248.3	10:20.833
5	3	2:32.632 B	41.089	1:07.026	44.517	243.8	12:17.267	5	2	3:53.039	2:04.975	1:10.560	37.504	235.8	14:13.872
6	2	3:45.394	1:57.724	1:10.251	37.419	197.8	16:02.661	6	2	2:23.061	40.730	1:05.667	36.664	255.9	16:36.933
7	2	2:22.780	40.978	1:05.489	36.313	252.3	18:25.441	7	2	2:22.780	40.902	1:05.059	36.819	250.6	18:59.713
8	2	2:22.452	40.871	1:05.178	36.403	250.6	20:47.893	8	2	2:33.257 B	40.748	1:06.761	45.748	254.7	21:32.970
9	2	2:22.484	40.772	1:05.345	36.367	252.9	23:10.377								
10	2	2:41.364 B	41.903	1:09.845	49.616	241.1	25:51.741								
51 AF Corse Ferrari F458 Italia LMGTE Pro 1. Gianmaria BRUNI 2. Giancarlo FISICHELLA															
1	2	6:20.656	4:37.980	1:06.081	36.595	221.8	6:20.656	1	2	4:57.611	3:11.823	1:07.879	37.909	241.6	4:57.611
2	2	2:20.612	40.251	1:04.187	36.174	257.8	8:41.268	2	2	2:20.308	40.194	1:04.075	36.039	257.8	7:17.919
3	2	2:20.281	40.016	1:04.205	36.060	259.0	11:01.549	3	2	2:19.901	39.975	1:03.980	35.946	259.0	9:37.820
4	2	2:20.183	40.084	1:04.093	36.006	260.9	13:21.732	4	2	2:20.080	39.971	1:04.151	35.958	258.4	11:57.900
5	2	2:32.764 B	41.910	1:06.252	44.602	250.6	15:54.496	5	2	3:22.369 B	41.351	1:06.820	1:34.198	254.1	15:20.269
6	1	4:59.429	2:57.978	1:10.431	51.020	250.0	20:53.925	6	1	2:39.202	55.576	1:06.665	36.961	249.4	17:59.471
7	1	2:20.413	40.003	1:04.387	36.023	259.6	23:14.338	7	1	2:20.485	39.991	1:04.643	35.851	259.6	20:19.956
8	1	2:19.835	39.874	1:04.130	35.831	260.2	25:34.173	8	1	2:19.893	39.842	1:04.222	35.829	259.6	22:39.849
9	1	2:19.452	39.820	1:03.967	35.665	259.6	27:53.625	9	1	2:21.285	39.815	1:05.613	35.857	260.2	25:01.134
10	1	2:19.497	39.861	1:03.932	35.704	259.0	30:13.122								
54 AF Corse Ferrari F458 Italia LMGTE Am 1. Yannick MALLEGOL 2. Jean-Marc BACHELIER															
1	2	4:34.135	2:50.998	1:06.261	36.876	240.5	4:34.135	1	2	2:22.630	41.222	1:05.085	36.323	249.4	6:56.765
2	2	2:22.630	41.222	1:05.085	36.323	249.4	6:56.765	2	2	2:22.570	41.009	1:05.097	36.464	250.6	9:19.335
3	2	2:22.570	41.009	1:05.097	36.464	250.6	9:19.335	3	2	2:22.163	41.036	1:04.769	36.358	251.2	11:41.498
4	2	2:22.163	41.036	1:04.769	36.358	251.2	11:41.498	4	2	2:30.611 B	40.976	1:04.979	44.656	251.2	14:12.109
5	2	2:30.611 B	40.976	1:04.979	44.656	251.2	14:12.109								




FIA WEC
WEC 6 HOURS OF SPA-FRANCORCHAMPS
Qualifying Practice

Sector Analysis

■ Personal Best ■ Session Best B Crossing the finish line in pit lane

Lap	D	Time	Sector 1	Sector 2	Sector 3	T. Spd	Elapsed	Lap	D	Time	Sector 1	Sector 2	Sector 3	T. Spd	Elapsed
81 8 Star Motorsports Ferrari F458 Italia LMGTE Am 1.Vicente POTOLICCHIO 3.Matteo MALUCELLI 2.Rui AGUAS															
1	3	3:06.980	1:20.143	1:09.447	37.390	211.8	3:06.980								
2	3	2:21.374	40.685	1:04.527	36.162	251.7	5:28.354								
3	3	2:20.685	40.250	1:04.467	35.968	255.3	7:49.039								
4	3	2:20.939	40.558	1:04.245	36.136	254.7	10:09.978								
5	3	2:30.472 B	40.932	1:05.450	44.090	250.0	12:40.450								
6	2	3:43.243	1:59.579	1:06.779	36.885	248.8	16:23.693								
7	2	2:22.305	40.656	1:05.250	36.399	253.5	18:45.998								
8	2	2:22.223	40.628	1:05.168	36.427	252.9	21:08.221								
9	2	2:21.870	40.575	1:04.959	36.336	254.1	23:30.091								
10	2	2:21.688	40.455	1:05.051	36.182	254.1	25:51.779								
11	2	3:26.728 B	52.583	1:26.734	1:07.411	180.9	29:18.507								
88 Proton Competition Porsche 911 GT3 RSR LMGTE Am 1.Christian RIED 3.Paolo RUBERTI 2.Gianluca RODA															
1	3	5:08.632	3:24.611	1:07.704	36.317	245.5	5:08.632								
2	3	2:20.450	40.285	1:04.452	35.713	257.8	7:29.082								
3	3	2:20.727	40.217	1:04.369	36.141	257.8	9:49.809								
4	3	2:38.445 B	41.353	1:09.295	47.797	226.4	12:28.254								
5	2	4:08.172	2:22.799	1:07.653	37.720	248.3	16:36.426								
6	2	2:25.024	41.545	1:06.504	36.975	238.9	19:01.450								
7	2	2:24.559	41.049	1:06.373	37.137	254.7	21:26.009								
8	2	2:34.089 B	41.054	1:06.676	46.359	252.9	24:00.098								
91 Porsche AG Team Manthey Porsche 911 RSR LMGTE Pro 1.Jörg BERGMEISTER 3.Timo BERNHARD 2.Patrick PILET															
1	1	3:20.686	1:38.446	1:05.524	36.716	241.1	3:20.686								
2	1	2:20.108	40.326	1:03.673	36.109	254.1	5:40.794								
3	1	2:20.455	40.194	1:03.984	36.277	255.9	8:01.249								
4	1	2:28.764 B	40.218	1:03.848	44.698	254.7	10:30.013								
5	2	4:33.553	2:49.223	1:07.252	37.078	237.9	15:03.566								
6	2	2:20.388	40.295	1:04.131	35.962	254.1	17:23.954								
7	2	2:20.024	40.054	1:03.953	36.017	257.8	19:43.978								
8	2	2:54.188 B	48.063	1:16.611	49.514	197.8	22:38.166								
92 Porsche AG Team Manthey Porsche 911 RSR LMGTE Pro 1.Marc LIEB 3.Romain DUMAS 2.Richard LIETZ															
1	1	4:07.869	2:21.886	1:07.551	38.432	243.2	4:07.869								
2	1	2:20.779	40.576	1:04.060	36.143	253.5	6:28.648								
3	1	2:20.432	40.214	1:03.855	36.363	254.7	8:49.080								
4	1	2:20.095	40.154	1:03.844	36.097	254.7	11:09.175								
5	1	2:31.714 B	40.848	1:06.625	44.241	247.7	13:40.889								
6	3	3:52.325	2:07.634	1:05.716	38.975	250.6	17:33.214								
7	3	2:22.052	40.429	1:05.068	36.555	254.1	19:55.266								
8	3	2:21.537	40.326	1:04.797	36.414	255.3	22:16.803								
9	3	2:35.258	40.429	1:05.428	49.401	255.3	24:52.061								
10	3	2:21.376	40.284	1:04.855	36.237	254.1	27:13.437								
11	3	3:04.682 B	52.365	1:17.980	54.337	182.4	30:18.119								
95 Aston Martin Racing Aston Martin Vantage V8 LMGTE Am 1.Christoffer NYGAARD 3.Allan SIMONSEN 2.Kristian POULSEN															
1	1	4:23.214	2:15.962	1:23.856	43.396	174.2	4:23.214								
2	1	2:22.864	41.350	1:05.116	36.398	253.5	6:46.078								
3	1	2:21.127	40.421	1:04.435	36.271	255.3	9:07.205								
4	1	2:47.506 B	43.899	1:11.986	51.621	214.3	11:54.711								
5	3	5:28.001	3:40.348	1:07.623	40.030	184.0	17:22.712								
6	3	2:20.355	40.092	1:04.162	36.101	256.5	19:43.067								
7	3	2:20.716	40.112	1:04.266	36.338	257.8	22:03.783								
8	3	2:44.922 B	47.247	1:09.670	48.005	224.1	24:48.705								
96 Aston Martin Racing Aston Martin Vantage V8 LMGTE Am 1.Roald GOETHE 3.Jamie CAMPBELL-WALTER 2.Stuart HALL															
1	3	4:52.640	3:08.093	1:06.796	37.751	234.8	4:52.640								
2	3	2:21.374	40.834	1:04.185	36.355	252.3	7:14.014								
3	3	2:20.723	40.283	1:04.106	36.334	254.1	9:34.737								
4	3	2:37.910 B	43.954	1:08.761	45.195	221.3	12:12.647								
5	2	3:38.370	1:55.421	1:05.504	37.445	248.3	15:51.017								
6	2	2:22.886	41.256	1:04.925	36.705	251.2	18:13.903								
7	2	2:25.983	40.760	1:04.479	40.744	254.7	20:39.886								
8	2	2:21.215	40.778	1:04.274	36.163	253.5	23:01.101								
9	2	2:39.736 B	44.334	1:06.866	48.536	245.5	25:40.837								
97 Aston Martin Racing Aston Martin Vantage V8 LMGTE Pro 1.Darren TURNER 3.Peter DUMBRECK 2.Stefan MÜCKE															
1	2	8:35.916	6:48.423	1:10.059	37.434	184.3	8:35.916								
2	2	2:20.027	40.283	1:03.065	36.679	252.9	10:55.943								
3	2	2:19.477	40.225	1:03.172	36.080	255.3	13:15.420								
4	2	2:34.568 B	41.917	1:07.589	45.062	231.8	15:49.988								
5	1	3:35.061	1:52.533	1:05.572	36.956	238.9	19:25.049								
6	1	2:20.661	40.495	1:04.026	36.140	253.5	21:45.710								
7	1	2:20.266	40.292	1:03.861	36.113	254.1	24:05.976								
8	1	2:34.527 B	41.359	1:06.946	46.222	225.9	26:40.503								
98 Aston Martin Racing Aston Martin Vantage V8 LMGTE Pro 1.Bruno SENNA 3.Rob BELL 2.Frédéric MAKOWIECKI															
1	1	4:28.713	2:39.839	1:06.866	42.008	243.2	4:28.713								
2	1	2:19.929	40.504	1:03.383	36.042	253.5	6:48.642								
3	1	2:19.203	40.125	1:02.858	36.220	255.3	9:07.845								
4	1	2:33.855 B	41.922	1:06.593	45.340	234.3	11:41.700								
5	2	3:36.695	1:55.655	1:04.262	36.778	247.7	15:18.395								
6	2	2:20.280	40.150	1:03.331	36.799	254.7	17:38.675								
7	2	2:19.832	40.006	1:02.994	36.832	255.9	19:58.507								
8	2	2:30.312 B	41.021	1:04.874	44.417	253.5	22:28.819								
99 Aston Martin Racing Aston Martin Vantage V8 LMGTE Pro 1.Paul DALLA LANA 3.Richie STANAWAY 2.Pedro LAMY															
1	3	4:16.221	2:26.362	1:07.125	42.734	208.5	4:16.221								
2	3	2:20.790	40.521	1:04.097	36.172	254.1	6:37.011								
3	3	2:20.402	40.286	1:04.098	36.018	256.5	8:57.413								
4	3	2:32.784 B	40.214	1:06.597	45.973	256.5	11:30.197								
5	2	3:57.191	2:13.360	1:07.128	36.703	225.9	15:27.388								
6	2	2:21.928	40.782	1:04.727	36.419	254.7	17:49.316								
7	2	2:20.506	40.450	1:04.404	35.652	255.9	20:09.822								
8	2	2:19.267	39.944	1:03.872	35.451	259.0	22:29.089								



FIA WEC
WEC 6 HOURS OF SPA-FRANCORCHAMPS
Qualifying Practice

Sector Analysis

■ Personal Best
 ■ Session Best
 B Crossing the finish line in pit lane

Lap	D	Time	Sector 1	Sector 2	Sector 3	T. Spd	Elapsed	Lap	D	Time	Sector 1	Sector 2	Sector 3	T. Spd	Elapsed
9	2	2:37.950 B	40.834	1:09.201	47.915	244.9	25:07.039								