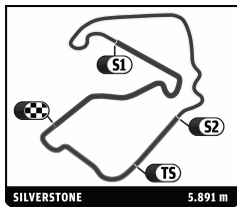




FIA WEC
6 HOURS OF SILVERSTONE
Qualifying Practice
Sector Analysis

■ Personal Best ■ Session Best B Crossing the finish line in pit lane

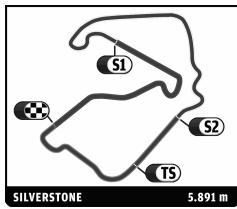
Lap	D	Time	Sector 1	Sector 2	Sector 3	T. Spd	Elapsed	Lap	D	Time	Sector 1	Sector 2	Sector 3	T. Spd	Elapsed
1 Audi Sport Team Joest Audi R18 e-tron quattro LMP1 1. André LOTTERER 3. Marcel FÄSSLER 2. Benoît TRÉLUYER								4	2	1:57.857	36.100	49.755	32.002	266.0	39:46.678
1	2	32:59.892 B	...	57.629	37.795	259.6	32:59.892	5	2	1:58.004 B	35.531	49.747	32.726	267.3	41:44.682
2	2	3:06.366	1:41.350	51.855	33.161	261.5	36:06.258	6	3	3:14.558	1:53.260	47.965	33.333	192.5	44:59.240
3	2	2:02.471	38.272	51.166	33.033	260.2	38:08.729	7	3	1:45.524	32.497	43.987	29.040	271.4	46:44.764
4	2	2:02.100	36.859	51.908	33.333	259.6	40:10.829	8	3	1:43.884	31.614	43.429	28.841	272.0	48:28.648
5	2	1:54.857 B	34.718	48.001	32.138	262.8	42:05.686	9	3	1:45.954	31.606	44.101	30.247	271.4	50:14.602
6	1	2:51.341	1:36.180	45.395	29.766	264.1	44:57.027								
7	1	1:44.892	31.955	43.591	29.346	268.7	46:41.919								
8	1	1:44.489	31.442	43.605	29.442	264.7	48:26.408								
9	1	1:47.708	31.985	45.524	30.199	266.0	50:14.116								
2 Audi Sport Team Joest Audi R18 e-tron quattro LMP1 1. Tom KRISTENSEN 3. Allan McNISH 2. Loïc DUVAL															
1	2	32:52.784 B	...	56.298	36.536	257.1	32:52.784								
2	2	3:03.463	1:38.363	52.161	32.939	259.0	35:56.247								
3	2	1:57.928	35.957	50.298	31.673	260.2	37:54.175								
4	2	1:55.706	35.160	49.163	31.383	264.1	39:49.881								
5	2	1:57.180 B	34.418	48.600	34.162	263.4	41:47.061								
6	1	3:03.623	1:42.560	48.854	32.209	219.1	44:50.684								
7	1	1:46.541	32.822	44.353	29.366	267.3	46:37.225								
8	1	1:46.212	32.124	44.728	29.360	268.7	48:23.437								
9	1	1:45.287	32.007	43.915	29.365	267.3	50:08.724								
7 Toyota Racing Toyota TS030 - Hybrid LMP1 1. Alexander WURZ 2. Nicolas LAPIERRE															
1	2	32:11.791	...	53.095	34.011	252.3	32:11.791								
2	2	1:58.336	35.782	49.953	32.601	256.5	34:10.127								
3	2	1:56.233	34.578	49.149	32.506	259.0	36:06.360								
4	2	1:53.604	34.505	48.546	30.553	256.5	37:59.964								
5	2	1:50.103	33.499	46.925	29.679	262.1	39:50.067								
6	2	1:56.129 B	34.799	48.207	33.123	263.4	41:46.196								
7	1	3:45.427	2:29.368	46.208	29.851	262.8	45:31.623								
8	1	1:45.099	32.372	44.096	28.631	262.1	47:16.722								
9	1	1:43.281	31.366	43.303	28.612	264.1	49:00.003								
10	1	1:52.626 B	32.530	47.318	32.778	261.5	50:52.629								
8 Toyota Racing Toyota TS030 - Hybrid LMP1 1. Anthony DAVIDSON 3. Stéphane SARRAZIN 2. Sébastien BUEMI															
1	1	32:14.359	...	35.843	250.6	32:14.359									
2	1	1:56.866	35.734	48.250	32.882	260.2	34:11.225								
3	1	1:59.068	34.180	48.759	36.129	261.5	36:10.293								
4	1	1:51.975	33.951	46.752	31.272	260.2	38:02.268								
5	1	1:50.898	33.764	45.629	31.505	260.9	39:53.166								
6	1	1:54.627 B	32.519	47.638	34.470	249.4	41:47.793								
7	2	2:59.464	1:41.702	47.272	30.490	259.0	44:47.257								
8	2	1:48.506	32.725	45.762	30.019	260.9	46:35.763								
9	2	1:49.382	32.734	46.471	30.177	261.5	48:25.145								
10	2	1:48.601	32.743	45.630	30.228	262.8	50:13.746								
12 Rebellion Racing Lola B12/60 Coupé - Toyota LMP1 1. Nicolas PROST 3. Nick HEIDFELD 2. Neel JANI															
1	2	32:37.661 B	...	1:05.492	39.795	251.2	32:37.661								
2	2	3:09.927	1:41.979	53.625	34.323	263.4	35:47.588								
3	2	2:01.233	37.601	51.206	32.426	263.4	37:48.821								
13 Rebellion Racing Lola B12/60 Coupé - Toyota LMP1 1. Andrea BELICCHI 3. Cong Fu CHENG 2. Mathias BECHE															
1	1	32:44.984 B	...	1:04.899	41.013	242.7	32:44.984								
2	1	3:28.198	1:56.395	56.339	35.464	259.0	36:13.182								
3	1	2:01.354	37.292	51.892	32.170	262.1	38:14.536								
4	1	1:58.913	35.702	50.676	32.535	263.4	40:13.449								
5	1	2:00.777 B	35.926	50.720	34.131	266.0	42:14.226								
6	2	3:18.596	1:59.706	47.534	31.356	266.0	45:32.822								
7	2	1:49.746	33.293	46.215	30.238	266.0	47:22.568								
8	2	1:47.421	32.512	45.067	29.842	267.3	49:09.989								
9	2	1:47.652	32.532	45.223	29.897	270.0	50:57.641								
21 Strakka Racing HPD ARX 03c - Honda LMP1 1. Nick LEVENTIS 3. Jonny KANE 2. Danny WATTS															
1	2	32:56.515	...	1:07.821	44.517	246.0	32:56.515								
2	2	4:09.228 B	51.515	2:26.626	51.087	201.9	37:05.743								
3	2	5:04.686	3:41.525	51.555	31.606	262.1	42:10.429								
4	2	1:48.975	33.068	45.852	30.055	264.1	43:59.404								
5	2	1:49.719	32.675	45.815	31.229	263.4	45:49.123								
6	2	2:04.506 B	40.555	49.066	34.885	260.9	47:53.629								
7	3	4:03.199	2:44.462	47.534	31.203	263.4	51:56.828								
24 OAK Racing Morgan - Nissan LMP2 1. Olivier PLA 3. Alex BRUNDLE 2. David HEINEMEIER HANSSON															
1	1	32:22.281	...	59.123	38.694	242.7	32:22.281								
2	1	2:09.327	39.787	53.447	36.093	250.0	34:31.608								
3	1	2:06.306	38.758	53.397	34.151	250.0	36:37.914								
4	1	2:00.079	36.611	51.033	32.435	252.3	38:37.993								
5	1	2:01.557 B	35.095	50.541	35.921	253.5	40:39.550								
6	3	3:12.223	1:52.209	48.326	31.688	253.5	43:51.773								
7	3	1:52.192	33.712	46.714	31.766	254.7	45:43.965								
8	3	1:51.942	33.799	47.110	31.033	255.3	47:35.907								
9	3	1:52.762	33.847	47.419	31.496	254.7	49:28.669								
10	3	1:53.262	34.760	46.999	31.503	253.5	51:21.931								
25 Delta-ADR Oreca 03 - Nissan LMP2 1. Tor GRAVES 3. James WALKER 2. Antonio PIZZONIA															
1	2	32:45.933 B	...	1:04.913	41.087	237.4	32:45.933								
2	2	3:37.078	2:06.404	55.930	34.744	244.9	36:23.011								
3	2	2:03.194	37.639	52.583	32.972	246.0	38:26.205								
4	2	1:57.194	36.109	49.360	31.725	249.4	40:23.399								
5	2	1:53.810	34.575	47.945	31.290	250.6	42:17.209								
6	2	1:54.521 B	34.335	47.721	32.465	250.0	44:11.730								
7	3	3:18.941	1:54.629	50.321	33.991	250.6	47:30.671								
8	3	1:55.671	34.989	48.870	31.812	247.7	49:26.342								
9	3	1:53.918	34.548	47.849	31.521	249.4	51:20.260								



FIA WEC
6 HOURS OF SILVERSTONE
Qualifying Practice
Sector Analysis

■ Personal Best ■ Session Best B Crossing the finish line in pit lane

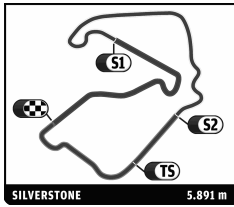
Lap	D	Time	Sector 1	Sector 2	Sector 3	T. Spd	Elapsed	Lap	D	Time	Sector 1	Sector 2	Sector 3	T. Spd	Elapsed	
26	G-Drive Racing 1.Roman RUSINOV 3.Mike CONWAY Oreca 03 - Nissan LMP2 2.John MARTIN							8	1	1:57.961	35.189	50.300	32.472	246.6	49:57.894	
	9	1	1:58.829	35.656	50.162	33.011	235.3	51:56.723								
	1	2	32:33.851	...	58.644	40.396	236.3	32:33.851								
	2	2	2:12.931	40.939	55.147	36.845	243.8	34:46.782								
	3	2	2:07.449	39.148	53.856	34.445	243.8	36:54.231								
	4	2	1:59.701	36.628	51.000	32.073	247.1	38:53.932								
	5	2	1:56.679 B	34.725	48.780	33.174	249.4	40:50.611								
	6	3	3:36.805	2:14.832	47.441	34.532	246.6	44:27.416								
	7	3	1:52.103	34.381	46.479	31.243	248.3	46:19.519								
	8	3	1:53.007	33.781	48.156	31.070	247.7	48:12.526								
31	Lotus 1.Kevin WEEDA 3.Christophe BOUCHUT Lotus T128 LMP2 2.Vitantonio LIUZZI							9	3	1:51.536	33.866	46.723	30.947	248.8	50:04.062	
	1	3	33:03.916 B	...	1:07.410	42.961	237.9	33:03.916								
	2	3	4:14.336	2:34.260	1:02.398	37.678	225.0	37:18.252								
	3	3	2:08.191	39.934	54.843	33.414	248.8	39:26.443								
	4	3	2:01.160	36.596	51.860	32.704	250.0	41:27.603								
	5	3	2:08.985 B	37.601	54.087	37.297	248.8	43:36.588								
	6	2	3:52.024	2:27.283	51.451	33.290	250.6	47:28.612								
	7	2	2:02.669	40.637	49.932	32.100	251.7	49:31.281								
	8	2	1:56.558	35.164	49.662	31.732	253.5	51:27.839								
	32	Lotus 1.Thomas HOLZER 3.Jan CHAROUZ Lotus T128 LMP2 2.Dominik KRAIHAMER							1	2	32:57.683 B	...	1:11.757	45.970	204.2	32:57.683
2		2	4:46.139	3:05.074	1:02.201	38.864	237.4	37:43.822								
3		2	2:11.773	41.363	56.240	34.170	246.6	39:55.595								
4		2	1:58.999	36.277	50.323	32.399	248.8	41:54.594								
5		2	2:04.012 B	36.663	51.836	35.513	248.8	43:58.606								
6		3	3:40.160	2:15.040	52.601	32.519	248.3	47:38.766								
7		3	1:57.766	35.598	49.973	32.195	251.7	49:36.532								
8		3	1:57.682	35.484	50.147	32.051	251.7	51:34.214								
35		OAK Racing 1.Bertrand BAGUETTE 3.Martin PLOWMANN Morgan - Nissan LMP2 2.Ricardo GONZALEZ							1	1	32:35.879	...	58.527	39.264	245.5	32:35.879
		2	1	2:13.820	40.167	56.189	37.464	247.7	34:49.699							
	3	1	2:08.275	39.423	53.988	34.864	250.0	36:57.974								
	4	1	2:02.093	37.789	51.868	32.436	252.9	39:00.067								
	5	1	1:58.631 B	35.332	50.163	33.136	255.3	40:58.698								
	6	3	3:21.594	2:01.520	48.425	31.649	253.5	44:20.292								
	7	3	1:52.225	34.019	47.371	30.835	255.3	46:12.517								
	8	3	1:52.326	34.048	47.213	31.065	254.7	48:04.843								
	9	3	1:55.986	34.011	47.345	34.630	254.7	50:00.829								
	41	Greaves Motorsport 1.Chris DYSON 3.Tom KIMBER-SMITH Zytec Z11SN - Nissan LMP2 2.Michael MARSAL							1	3	33:09.266	...	57.575	38.967	241.1	33:09.266
2		3	2:13.330	40.184	56.134	37.012	243.2	35:22.596								
3		3	2:08.226	39.584	54.538	34.104	243.2	37:30.822								
4		3	2:08.224 B	36.724	52.026	39.474	247.1	39:39.046								
5		1	3:57.923	2:33.765	51.398	32.760	246.0	43:36.969								
6		1	2:24.514	34.936	1:16.906	32.672	246.6	46:01.483								
7		1	1:58.450	35.360	50.548	32.542	246.6	47:59.933								
45		OAK Racing 1.Jacques NICOLET Morgan - Nissan LMP2 2.Jean-Marc MERLIN							8	1	1:57.961	35.189	50.300	32.472	246.6	49:57.894
		9	1	1:58.829	35.656	50.162	33.011	235.3	51:56.723							
		1	1	32:31.677	...	1:01.041	41.171	242.2	32:31.677							
	2	1	2:19.694	42.625	58.370	38.699	247.7	34:51.371								
	3	1	2:18.891	42.832	58.977	37.082	247.7	37:10.262								
	4	1	2:28.119 B	42.434	1:00.013	45.672	227.4	39:38.381								
	5	2	3:42.071	2:12.088	55.137	34.846	246.0	43:20.452								
	6	2	2:03.220	36.935	52.540	33.745	250.6	45:23.672								
	7	2	2:02.415	36.682	51.882	33.851	248.8	47:26.087								
	8	2	2:01.869	36.936	51.364	33.569	247.7	49:27.956								
47	KCMG 1.Alexander IMPERATORI 3.Jim KA TO Morgan - Nissan LMP2 2.Matthew HOWSON							9	2	2:01.448	36.131	51.845	33.472	252.9	51:29.404	
	1	2	35:02.674 B	...	1:06.658	39.565	238.9	35:02.674								
	2	2	3:26.574	1:55.573	54.070	36.931	183.4	38:29.248								
	3	2	2:04.363	38.298	52.094	33.971	250.6	40:33.611								
	4	2	2:04.159	36.817	54.066	33.276	250.6	42:37.770								
	5	2	2:05.344 B	37.991	52.165	35.188	250.0	44:43.114								
	6	1	3:07.203	1:41.650	51.894	33.659	251.2	47:50.317								
	7	1	2:03.038	36.415	53.193	33.430	251.2	49:53.355								
	8	1	2:00.404	36.192	51.151	33.061	251.7	51:53.759								
	49	Pecom Racing 1.Luis PEREZ COMPANC 3.Pierre KAFFER Oreca 03 - Nissan LMP2 2.Nicolas MINASSIAN							1	2	33:53.473	...	54.057	36.529	243.8	33:53.473
2		2	2:05.213	37.946	52.862	34.405	244.3	35:58.686								
3		2	2:04.598	37.457	53.202	33.939	246.6	38:03.284								
4		2	2:11.221 B	37.713	56.670	36.838	241.1	40:14.505								
5		3	3:29.919	2:03.770	51.430	34.719	247.1	43:44.424								
6		3	2:00.099	36.123	50.605	33.371	247.1	45:44.523								
7		3	1:59.909	36.454	50.581	32.874	247.7	47:44.432								
8		3	2:00.386	36.446	50.683	33.257	247.7	49:44.818								
9		3	2:01.469	36.859	51.361	33.249	246.0	51:46.287								
50		Larbre Competition 1.Patrick BORNHAUSER 3.Fernando REES Chevrolet Corvette C6-ZR1 LMGTE Am 2.Julien CANAL							1	2	2:42.342	1:08.597	56.454	37.291	226.4	2:42.342
	2	2	2:02.932	37.311	52.099	33.522	238.4	4:45.274								
	3	2	2:02.918	36.656	52.558	33.704	239.5	6:48.192								
	4	2	2:02.367	36.794	51.794	33.779	238.9	8:50.559								
	5	2	2:08.333 B	38.612	54.336	35.385	237.9	10:58.892								
	6	3	3:37.922	2:08.125	54.104	35.693	237.9	14:36.814								
	7	3	2:02.907	37.143	52.030	33.734	238.9	16:39.721								
	8	3	2:03.257	37.014	52.385	33.858	239.5	18:42.978								
	9	3	2:03.294	37.291	52.051	33.952	239.5	20:46.272								
	10	3	2:22.815 B	40.717	58.998	43.100	198.2	23:09.087								
51	AF Corse 1.Gianmaria BRUNI Ferrari F458 Italia LMGTE Pro 2.Giancarlo FISICHELLA							1	2	2:26.060	55.058	52.857	38.145	128.7	2:26.060	
	2	2	2:01.501	36.772	51.403	33.326	241.1	4:27.561								



FIA WEC
6 HOURS OF SILVERSTONE
Qualifying Practice
Sector Analysis

Personal Best Session Best B Crossing the finish line in pit lane

Lap	D	Time	Sector 1	Sector 2	Sector 3	T. Spd	Elapsed	Lap	D	Time	Sector 1	Sector 2	Sector 3	T. Spd	Elapsed	
57 Krohn Racing Ferrari F458 Italia																
			1. Tracy KROHN		3. Maurizio MEDIANI						LMGTE Am					
			2. Niclas JÖNSSON													
1	1	2:18.635	49.709	54.216	34.710	235.8	2:18.635	1	3	3:16.760	1:49.905	52.999	33.856	236.8	3:16.760	
2	1	2:04.984	37.886	53.088	34.010	235.3	4:23.619	2	3	2:02.553	37.363	51.805	33.385	236.3	5:19.313	
3	1	2:19.332	49.566	54.951	34.815	235.3	6:42.951	3	3	2:01.945	36.757	51.697	33.491	237.4	7:21.258	
4	1	2:07.476	38.173	54.699	34.604	235.8	8:50.427	4	3	2:15.682 B	48.575	52.969	34.138	236.3	9:36.940	
5	1	2:10.483 B	38.394	55.583	36.506	235.8	11:00.910	5	2	3:35.658	2:07.841	53.300	34.517	237.4	13:12.598	
6	3	3:10.638	1:42.324	53.741	34.573	235.8	14:11.548	6	2	2:03.616	37.294	52.580	33.742	238.4	15:16.214	
7	3	2:04.957	37.885	53.200	33.872	237.4	16:16.505	7	2	2:02.879	37.031	52.258	33.590	243.2	17:19.093	
8	3	2:04.760	37.720	53.026	34.014	236.8	18:21.265	8	2	2:02.677	36.905	52.253	33.519	237.9	19:21.770	
9	3	2:04.711	37.620	52.815	34.276	236.3	20:25.976	9	2	2:13.310 B	36.949	53.094	43.267	238.9	21:35.080	
10	3	2:14.427 B	38.955	56.701	38.771	235.8	22:40.403									
61 AF Corse Ferrari F458 Italia																
			1. Jack GERBER		3. Marco CIOCI						LMGTE Am					
			2. Matt GRIFFIN													
1	3	2:28.042	55.865	54.618	37.559	157.7	2:28.042	1	2	2:10.888	42.928	54.148	33.812	234.3	2:10.888	
2	3	2:02.246	36.697	52.156	33.393	238.4	4:30.288	2	2	2:00.794	36.770	50.999	33.025	238.4	4:11.682	
3	3	2:02.722	36.662	52.133	33.927	232.8	6:33.010	3	2	2:01.530	36.488	51.219	33.823	236.3	6:13.212	
4	3	2:02.032	36.800	51.765	33.467	236.3	8:35.042	4	2	2:07.989 B	37.246	55.795	34.948	234.3	8:21.201	
5	3	2:05.735 B	37.329	52.934	35.472	237.4	10:40.777	5	1	3:35.797	2:09.426	52.428	33.943	234.3	11:56.998	
6	2	3:51.500	2:20.799	56.907	33.794	238.9	14:32.277	6	1	2:06.831	36.672	56.431	33.728	235.8	14:03.829	
7	2	2:03.574	37.744	52.307	33.523	238.9	16:35.851	7	1	2:01.777	36.629	51.681	33.467	235.3	16:05.606	
8	2	2:02.498	36.905	51.946	33.647	239.5	18:38.349	8	1	2:01.423	36.727	51.480	33.216	235.8	18:07.029	
9	2	2:02.810	37.003	52.082	33.725	238.9	20:41.159	9	1	2:01.485	36.629	51.406	33.450	236.8	20:08.514	
10	2	2:15.862 B	40.629	55.369	39.864	234.8	22:57.021	10	1	2:17.373 B	41.318	56.217	39.838	196.0	22:25.887	
71 AF Corse Ferrari F458 Italia																
			1. Kamui KOBAYASHI								LMGTE Pro					
			2. Toni VILANDER													
1	2	3:06.990	1:35.101	55.785	36.104	237.9	3:06.990	1	2	2:14.121	41.669	56.416	36.036	206.1	2:14.121	
2	2	2:01.472	36.630	51.595	33.247	238.9	5:08.462	2	2	2:01.319	36.588	51.482	33.249	237.4	4:15.440	
3	2	2:01.829	36.935	51.638	33.256	239.5	7:10.291	3	2	2:00.844	36.330	51.194	33.320	236.3	6:16.284	
4	2	2:01.408	36.760	51.495	33.153	240.0	9:11.699	4	2	2:01.640	36.572	51.570	33.498	235.8	8:17.924	
5	2	2:04.597 B	37.083	52.446	35.068	239.5	11:16.296	5	2	2:04.185 B	36.967	52.426	34.792	236.3	10:22.109	
6	1	3:01.983	1:34.941	52.955	34.087	241.6	14:18.279	6	3	3:36.105	2:09.083	52.908	34.114	237.4	13:58.214	
7	1	2:02.254	36.935	51.917	33.402	243.2	16:20.533	7	3	2:02.172	36.605	51.933	33.634	235.8	16:00.386	
8	1	2:04.394	37.841	52.532	34.021	242.2	18:24.927	8	3	2:01.792	36.649	51.616	33.527	236.8	18:02.178	
9	1	2:02.081	36.892	51.885	33.304	242.2	20:27.008	9	3	2:01.855	36.608	51.785	33.462	237.9	20:04.033	
10	1	2:14.393 B	38.521	57.009	38.863	242.7	22:41.401	10	3	2:10.002 B	38.721	54.319	36.962	237.4	22:14.035	
76 IMSA Performance Matmut Porsche 911 GT3 RSR																
			1. Raymond NARAC		3. Jean-Karl VERNAY						LMGTE Am					
			2. Christophe BOURRET													
1	1	2:17.560	46.814	55.157	35.589	234.8	2:17.560	1	1	2:37.185	54.493	59.184	43.508	148.4	2:37.185	
2	1	2:05.262	37.495	53.327	34.440	236.8	4:22.822	2	1	2:01.878	36.834	51.830	33.214	241.1	4:39.063	
3	1	2:05.378	38.177	53.139	34.062	236.8	6:28.200	3	1	2:02.226	36.895	52.152	33.179	239.5	6:41.289	
4	1	2:04.229	37.460	52.700	34.069	234.3	8:32.429	4	1	2:06.314 B	37.669	53.480	35.165	236.3	8:47.603	
5	1	2:04.590 B	37.208	52.771	34.611	235.8	10:37.019	5	3	3:31.292	2:02.311	52.648	36.333	191.5	12:18.895	
6	3	4:38.048	3:10.114	53.466	34.468	236.3	15:15.067	6	3	2:01.091	36.792	51.300	32.999	240.5	14:19.986	
7	3	2:04.660	37.475	52.716	34.469	238.4	17:19.727	7	3	2:00.981	36.569	51.296	33.116	242.2	16:20.967	
8	3	2:06.770 B	36.847	52.015	37.908	238.9	18:27.737									
81 8 Star Motorsports Ferrari F458 Italia																
			1. Vicente POTOLICCHIO		3. Philipp PETER						LMGTE Am					
			2. Rui AGUAS													
1	3	3:16.760	1:49.905	52.999	33.856	236.8	3:16.760	1	3	2:03.597	37.159	52.376	34.062	236.8	19:23.324	
2	3	2:02.553	37.363	51.805	33.385	236.3	5:19.313	2	3	2:03.616	37.013	52.599	34.004	238.4	21:26.940	
3	3	2:01.945	36.757	51.697	33.491	237.4	7:21.258	3	3	2:12.397 B	40.113	55.395	36.889	235.8	23:39.337	
4	3	2:15.682 B	48.575	52.969	34.138	236.3	9:36.940									
5	2	3:35.658	2:07.841	53.300	34.517	237.4	13:12.598									
6	2	2:03.616	37.294	52.580	33.742	238.4	15:16.214									
7	2	2:02.879	37.031	52.258	33.590	243.2	17:19.093									
8	2	2:02.677	36.905	52.253	33.519	237.9	19:21.770									
9	2	2:13.310 B	36.949	53.094	43.267	238.9	21:35.080									
91 Porsche AG Team Manthey Porsche 911 RSR																
			1. Jörg BERGMEISTER		3. Timo BERNHARD						LMGTE Pro					
			2. Patrick PILET													
1	2	2:10.888	42.928	54.148	33.812	234.3	2:10.888	1	2	2:14.121	41.669	56.416	36.036	206.1	2:14.121	
2	2	2:00.794	36.770	50.999	33.025	238.4	4:11.682	2	2	2:01.319	36.588	51.482	33.249	237.4	4:15.440	
3	2	2:01.530	36.488	51.219	33.823	236.3	6:13.212	3	2	2:00.844	36.330	51.194	33.320	236.3	6:16.284	
4	2	2:07.989 B	37.246	55.795	34.948	234.3	8:21.201	4	2	2:01.640	36.572	51.570	33.498	235.8	8:17.924	
5	1	3:35.797	2:09.426	52.428	33.943	234.3	11:56.998	5	2	2:04.185 B	36.967	52.426	34.792	236.3	10:22.109	
6	1	2:06.831	36.672	56.431	33.728	235.8	14:03.829	6	3	3:36.105	2:09.083	52.908	34.114	237.4	13:58.214	
7	1	2:01.777	36.629	51.681	33.467	235.3	16:05.606	7	3	2:02.172	36.605	51.933	33.634	235.8	16:00.386	
8	1	2:01.423	36.727	51.480	33.216	235.8	18:07.029	8	3	2:01.792	36.649	51.616	33.527	236.8	18:02.178	
9	1	2:01.485	36.629	51.406	33.450	236.8	20:08.514	9	3	2:01.855	36.608	51.785	33.462	237.9	20:04.033	
10	1	2:17.373 B	41.318	56.217	39.838	196.0	22:25.887	10	3	2:10.002 B	38.721	54.319	36.962	237.4	22:14.035	
92 Porsche AG Team Manthey Porsche 911 RSR																
			1. Marc LIEB		3. Romain DUMAS						LMGTE Pro					
			2. Richard LIETZ													
1	2	2:14.121	41.669	56.416	36.036	206.1	2:14.121	1	2	2:14.121	41.669	56.416	36.036	206.1	2:14.121	
2	2	2:01.319	36.588	51.482	33.249	237.4	4:15.440	2	2	2:01.319	36.588	51.482	33.249	237.4	4:15.440	
3	2	2:00.844	36.330	51.194	33.320	236.3	6:16.284	3	2	2:01.640	36.572	51.570	33.498	235.8	8:17.924	
4	2	2:01.640	36.572	51.570	33.498	235.8	8:17.924	4	2	2:04.185 B	36.967	52.426	34.792	236.3	10:22.109	
5	2	2:04.185 B	36.967	52.426	34.792	236.3	10:22.109	5	2	2:04.185 B	36.967	52.426	34.792	236.3	10:22.109	
6	3	3:36.105	2:09.083	52.908	34.114	237.4	13:58.214	6	3	3:36.105	2:09.083	52.908	34.114	237.4	13:58.214	
7	3	2:02.172	36.605	51.933	33.634	235.8	16:00.386	7	3	2:02.172	36.605	51.933	33.634	235.8	16:00.386	
8	3	2:01.792	36.649	51.616	33.527	236.8	18:02.178	8	3	2:01.792	36.649	51.616	33.527	236.8	18:02.178	
9	3	2:01.855	36.608	51.785	33.462	237.9	20:04.033	9	3	2:01.855	36.608	51.785	33.462	237.9	20:04.033	



FIA WEC
6 HOURS OF SILVERSTONE
Qualifying Practice

Sector Analysis

■ Personal Best ■ Session Best B Crossing the finish line in pit lane

Lap	D	Time	Sector 1	Sector 2	Sector 3	T. Spd	Elapsed	Lap	D	Time	Sector 1	Sector 2	Sector 3	T. Spd	Elapsed
1	3	3:01.010	1:30.339	56.063	34.608	237.9	3:01.010								
2	3	2:02.699	37.168	51.795	33.736	238.4	5:03.709								
3	3	2:00.874	36.541	51.228	33.105	240.0	7:04.583								
4	3	2:01.211	36.506	51.408	33.297	238.9	9:05.794								
5	3	2:05.189 B	37.048	52.969	35.172	237.9	11:10.983								
6	2	3:14.933	1:46.338	53.230	35.365	192.9	14:25.916								
7	2	2:01.513	36.672	51.565	33.276	241.1	16:27.429								
8	2	2:01.037	36.421	51.508	33.108	240.5	18:28.466								
9	2	2:19.598 B	41.708	59.346	38.544	156.7	20:48.064								

97		Aston Martin Racing			Aston Martin Vantage V8		
		1. Darren TURNER			3. Bruno SENNA		
		2. Stefan MÜCKE			LMGTE Pro		
1	2	2:08.578	41.260	53.799	33.519	239.5	2:08.578
2	2	2:00.472	36.382	51.318	32.772	244.3	4:09.050
3	2	1:59.887	35.967	50.671	33.249	242.7	6:08.937
4	2	2:06.032 B	37.226	53.001	35.805	237.4	8:14.969
5	1	4:08.495	2:41.409	53.437	33.649	241.6	12:23.464
6	1	2:01.385	36.685	51.652	33.048	243.2	14:24.849
7	1	2:00.523	36.116	50.998	33.409	244.3	16:25.372
8	1	2:11.742 B	39.896	53.473	38.373	185.6	18:37.114

99		Aston Martin Racing			Aston Martin Vantage V8		
		1. Paul DALLA LANA			3. Pedro LAMY		
		2. Frédéric MAKOWIECKI			LMGTE Pro		
1	3	3:42.249	2:17.102	52.104	33.043	242.2	3:42.249
2	3	1:59.593	36.171	50.481	32.941	243.2	5:41.842
3	3	2:01.978	36.403	51.523	34.052	242.7	7:43.820
4	3	2:03.336 B	36.094	52.273	34.969	242.7	9:47.156
5	2	3:31.178	2:04.328	53.558	33.292	241.6	13:18.334
6	2	2:02.531	35.901	52.459	34.171	242.7	15:20.865
7	2	2:00.678	37.090	50.892	32.696	245.5	17:21.543
8	2	2:00.839	36.485	51.311	33.043	244.9	19:22.382
9	2	2:03.265 B	36.633	51.872	34.760	246.0	21:25.647