

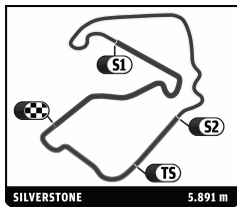


**FIA WEC
6 HOURS OF SILVERSTONE
FREE PRACTICE 3**

Sector Analysis

■ Personal Best ■ Session Best B Crossing the finish line in pit lane

Lap	D	Time	Sector 1	Sector 2	Sector 3	T. Spd	Elapsed	Lap	D	Time	Sector 1	Sector 2	Sector 3	T. Spd	Elapsed	
1 Audi Sport Team Joest Audi R18 e-tron quattro																
1. André LOTTERER			3. Marcel FÄSSLER			LMP1										
2. Benoît TRÉLUYER																
1	2	3:14.349 B	1:09.668	1:15.179	49.502	160.7	3:14.349	1	1	2:24.098	49.200	56.999	37.899	246.0	2:24.098	
2	2	3:16.300	1:46.502	54.309	35.489	241.6	6:30.649	2	1	2:09.345	37.818	55.321	36.206	251.2	4:33.443	
3	2	2:01.030	36.424	50.103	34.503	260.9	8:31.679	3	1	2:11.413	40.282	54.615	36.516	250.6	6:44.856	
4	2	2:02.232	37.319	51.546	33.367	260.9	10:33.911	4	1	2:07.310	37.253	52.415	37.642	254.7	8:52.166	
5	2	1:59.095	35.770	50.511	32.814	261.5	12:33.006	5	1	2:09.109	36.196	53.614	39.299	255.3	11:01.275	
6	2	2:00.015	35.106	51.302	33.607	263.4	14:33.021	6	1	2:07.239	37.758	54.778	34.703	254.1	13:08.514	
7	2	2:16.312 B	37.308	57.315	41.689	259.6	16:49.333	7	1	2:02.406	35.373	52.372	34.661	255.9	15:10.920	
8	2	8:37.161	7:13.934	51.004	32.223	262.1	25:26.494	8	1	2:37.685 B	39.915	1:15.207	42.563	206.5	17:48.605	
9	2	1:56.855	34.957	48.879	33.019	268.0	27:23.349	9	1	7:51.011	6:20.222	55.332	35.457	252.3	25:39.616	
10	2	1:58.689	35.791	50.831	32.067	265.4	29:22.038	10	1	2:01.539	36.444	50.915	34.180	257.8	27:41.155	
11	2	1:55.339	34.610	48.415	32.314	266.0	31:17.377	11	1	1:58.802	35.019	50.483	33.300	254.1	29:39.957	
12	2	1:56.799	34.685	49.097	33.017	263.4	33:14.176	12	1	1:57.209	34.114	50.816	32.279	255.9	31:37.166	
13	2	1:59.721 B	35.828	48.903	34.990	260.2	35:13.897	13	1	1:54.956	33.495	48.937	32.524	256.5	33:32.122	
14	2	4:53.289	3:17.438	57.654	38.197	228.8	40:07.186	14	1	1:55.501	33.374	49.759	32.368	255.9	35:27.623	
15	2	2:07.747	38.508	54.792	34.447	259.6	42:14.933	15	1	1:56.040 B	33.760	48.963	33.317	256.5	37:23.663	
16	2	1:59.837	36.866	51.027	31.944	259.0	44:14.770	16	1	2:52.937	1:28.593	50.706	33.638	255.3	40:16.600	
17	2	1:57.439	35.501	50.061	31.877	264.1	46:12.209	17	1	1:58.704	36.376	50.462	31.866	255.3	42:15.304	
18	2	2:02.269	33.899	53.975	34.395	246.6	48:14.478	18	1	1:56.116	34.735	48.905	32.476	254.7	44:11.420	
19	2	1:56.431	34.139	50.962	31.330	260.2	50:10.909	19	1	1:57.663	34.127	52.135	31.401	255.9	46:09.083	
20	2	1:53.915	34.725	49.082	30.108	263.4	52:04.824	20	1	1:52.380	33.313	47.836	31.231	255.9	48:01.463	
21	2	1:54.094 B	32.562	48.505	33.027	263.4	53:58.918	21	1	1:56.742 B	32.873	50.263	33.606	256.5	49:58.205	
22	3	3:01.179	1:36.799	51.118	33.262	259.0	57:00.097	22	1	2:44.775	1:24.740	48.788	31.247	256.5	52:42.980	
23	3	1:54.301	33.461	49.955	30.885	262.1	58:54.398	23	1	1:53.750	32.681	47.283	33.786	258.4	54:36.730	
24	3	1:55.000	33.428	49.184	32.388	260.9	1:00:49.398	24	1	1:54.230	32.702	49.822	31.706	252.9	56:30.960	
								25	1	1:58.150	32.666	53.518	31.966	252.9	58:29.110	
								26	1	1:49.754	32.914	46.101	30.739	259.6	1:00:18.864	
2 Audi Sport Team Joest Audi R18 e-tron quattro																
1. Tom KRISTENSEN			3. Allan McNISH			LMP1										
2. Loïc DUVAL																
1	3	2:24.233	53.331	54.703	36.199	259.0	2:24.233	1	1	2:26.658			35.660	248.3	2:26.658	
2	3	2:04.675	37.992	53.243	33.440	262.8	4:28.908	2	1	2:07.534	37.291	54.166	36.077	252.9	4:34.192	
3	3	2:00.531	35.602	51.362	33.567	261.5	6:29.439	3	1	2:09.335	38.642	53.024	37.669	252.9	6:43.527	
4	3	2:00.553	35.241	50.086	35.226	261.5	8:29.992	4	1	2:08.589 B	37.553	52.956	38.080	254.1	8:52.116	
5	3	1:59.867	36.017	50.464	33.386	264.7	10:29.859	5	1	3:15.473	1:45.614	55.328	34.531	254.7	12:07.589	
6	3	2:00.743	36.890	50.657	33.196	265.4	12:30.602	6	1	2:01.009	36.110	51.876	33.023	255.9	14:08.598	
7	3	2:01.906	35.152	52.057	34.697	268.0	14:32.508	7	1	2:23.014 B	34.942	58.547	49.525	179.7	16:31.612	
8	3	2:06.701 B	34.927	54.316	37.458	262.8	16:39.209	8	2	9:38.397	7:54.170	52.931	51.296	255.3	26:10.009	
9	3	9:44.711	8:22.800	49.625	32.286	260.9	26:23.920	9	2	2:06.223	38.089	52.361	35.773	257.8	28:16.232	
10	3	1:55.552	34.085	48.812	32.655	264.1	28:19.472	10	2	2:00.443			34.355	257.1	30:16.675	
11	3	1:59.822	36.304	50.994	32.524	262.8	30:19.294	11	2	2:00.978	37.216	50.233	33.529	256.5	32:17.653	
12	3	1:58.629 B	35.600	50.191	32.838	263.4	32:17.923	12	2	1:56.012	34.205	49.030	32.777	255.9	34:13.665	
13	3	3:00.211	1:33.458	51.795	34.958	262.8	35:18.134	13	2	1:57.385			33.271	257.8	36:11.050	
14	3	2:02.592	35.258	51.888	35.446	262.8	37:20.726	14	2	1:53.791	33.640	48.279	31.872	257.8	38:04.841	
15	3	2:03.518 B	35.883	52.282	35.353	260.9	39:24.244	15	2	1:57.300	34.767	50.115	32.418	259.0	40:02.141	
16	1	3:37.652	2:09.514	53.959	34.179	260.2	43:01.896	16	2	1:53.862	33.697	47.917	32.248	260.9	41:56.003	
17	1	1:56.306	34.809	48.885	32.612	259.6	44:58.202	17	2	1:51.539	33.341	46.917	31.281	257.8	43:47.542	
18	1	2:05.436	36.839	55.177	33.420	257.1	47:03.638	18	2	1:56.350 B	33.512	49.372	33.466	257.8	45:43.892	
19	1	2:03.540 B	37.253	52.667	33.620	256.5	49:07.178	19	3	3:19.019	1:58.225	49.409	31.385	257.1	49:02.911	
20	1	4:03.303	2:39.988	49.865	33.450	260.2	53:10.481	20	3	1:54.388	33.585	49.630	31.173	257.8	50:57.299	
21	1	1:58.679	34.419	49.764	34.496	264.7	55:09.160	21	3	5:50.363 B	33.427	47.771	4:29.165	259.0	56:47.662	
22	1	1:49.801	33.164	46.312	30.325	266.0	56:58.961	22	3	2:22.686			31.604	256.5	59:10.348	
23	1	1:48.063	32.353	45.976	29.734	266.7	58:47.024	23	3	1:52.491	34.140	47.573	30.778	257.1	1:01:02.839	
24	1	1:48.586	32.943	45.971	29.672	268.0	1:00:35.610									
8 Toyota Racing Toyota TS030 - Hybrid																
1. Anthony DAVIDSON			3. Stéphane SARRAZIN			LMP1										
2. Sébastien BUEMI																
1	1	2:26.658					2:26.658	1	1	2:26.658			35.660	248.3	2:26.658	
2	1	2:07.534	37.291	54.166	36.077	252.9	4:34.192	2	1	2:07.534	37.291	54.166	36.077	252.9	4:34.192	
3	1	2:09.335	38.642	53.024	37.669	252.9	6:43.527	3	1	2:09.335	38.642	53.024	37.669	252.9	6:43.527	
4	1	2:08.589 B	37.553	52.956	38.080	254.1	8:52.116	4	1	2:08.589 B	37.553	52.956	38.080	254.1	8:52.116	
5	1	3:15.473	1:45.614	55.328	34.531	254.7	12:07.589	5	1	3:15.473	1:45.614	55.328	34.531	254.7	12:07.589	
6	1	2:01.009	36.110	51.876	33.023	255.9	14:08.598	6	1	2:01.009	36.110	51.876	33.023	255.9	14:08.598	
7	1	2:23.014 B	34.942	58.547	49.525	179.7	16:31.612	7	1	2:23.014 B	34.942	58.547	49.525	179.7	16:31.612	
8	2	9:38.397	7:54.170	52.931	51.296	255.3	26:10.009	8	2	9:38.397	7:54.170	52.931	51.296	255.3	26:10.009	
9	2	2:06.223	38.089	52.361	35.773	257.8	28:16.232	9	2	2:06.223	38.089	52.361	35.773	257.8	28:16.232	
10	2	2:00.443			34.355	257.1	30:16.675	10	2	2:00.443			34.355	257.1	30:16.675	
11	2	2:00.978	37.216	50.233	33.529	256.5	32:17.653	11	2	2:00.978	37.216	50.233	33.529	256.5	32:17.653	
12	2	1:56.012	34.205	49.030	32.777	255.9	34:13.665	12	2	1:56.012	34.205	49.030	32.777	255.9		



FIA WEC
6 HOURS OF SILVERSTONE
FREE PRACTICE 3

Sector Analysis

Personal Best Session Best B Crossing the finish line in pit lane

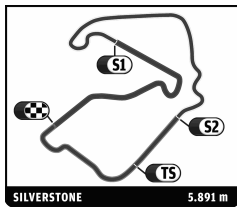
Lap	D	Time	Sector 1	Sector 2	Sector 3	T. Spd	Elapsed	Lap	D	Time	Sector 1	Sector 2	Sector 3	T. Spd	Elapsed
3	2	2:02.894	36.768	51.620	34.506	262.1	7:06.039	8	3	1:59.649	35.506	50.669	33.474	259.6	28:46.949
4	2	2:07.320	36.870	55.112	35.338	265.4	9:13.359	9	3	1:59.806	35.750	50.797	33.259	260.2	30:46.755
5	2	2:02.910	36.100	52.166	34.644	263.4	11:16.269	10	3	2:05.208	35.484	53.835	35.889	224.5	32:51.963
6	2	2:07.773	35.742	55.863	36.168	260.9	13:24.042	11	3	2:03.134	35.472	53.358	34.304	255.3	34:55.097
7	2	2:06.354 B	35.919	51.488	38.947	264.7	15:30.396	12	3	2:02.704 B	36.180	52.105	34.419	255.9	36:57.801
8	2	9:55.650	8:29.909	52.390	33.351	264.1	25:26.046	13	3	3:47.828	2:16.774	55.102	35.952	240.5	40:45.629
9	2	1:56.935	34.899	49.031	33.005	266.0	27:22.981	14	3	2:10.793	41.516	54.104	35.173	250.0	42:56.422
10	2	1:58.015	35.655	49.208	33.152	265.4	29:20.996	15	3	2:04.747	35.784	53.233	35.730	245.5	45:01.169
11	2	1:55.807	34.733	48.658	32.416	266.0	31:16.803	16	3	2:03.433	35.721	53.976	33.736	248.8	47:04.602
12	2	2:00.824 B	34.826	51.348	34.650	266.0	33:17.627	17	3	1:57.902	35.180	50.046	32.676	259.0	49:02.504
13	2	4:34.492	3:06.787	52.095	35.610	262.1	37:52.119	18	3	1:58.125	33.966	51.095	33.064	252.9	51:00.629
14	2	2:00.831	35.711	50.813	34.307	264.1	39:52.950	19	3	1:56.417	33.825	50.221	32.371	260.2	52:57.046
15	2	2:02.629	34.835	53.328	34.466	258.4	41:55.579	20	3	2:00.184 B	34.237	50.740	35.207	257.8	54:57.230
16	2	1:59.876	35.756	50.714	33.406	265.4	43:55.455	21	3	3:26.134	2:02.312	51.372	32.450	257.1	58:23.364
17	2	1:59.413 B	34.166	50.194	35.053	267.3	45:54.868	22	3	1:52.761	33.275	47.846	31.640	263.4	1:00:16.125
18	3	4:05.748	2:36.803	54.578	34.367	262.8	50:00.616								
19	3	2:00.635	35.709	51.871	33.055	266.7	52:01.251								
20	3	2:02.654	34.406	52.603	35.645	266.7	54:03.905								
21	3	1:53.181	33.267	47.431	32.483	268.7	55:57.086								
22	3	1:51.633	32.725	47.270	31.638	267.3	57:48.719								
23	3	1:48.316	32.601	45.410	30.305	268.7	59:37.035								
24	3	1:47.993	32.332	45.090	30.571	270.0	1:01:25.028								

13		Rebellion Racing		Lola B12/60 Coupé - Toyota			
		1.Andrea BELICCHI	3.Cong Fu CHENG	LMP1			
		2.Mathias BECHE					
1	2	5:02.112 B	3:18.575	1:03.335	40.202	244.9	5:02.112
2	2	3:52.475	2:22.060	55.402	35.013	253.5	8:54.587
3	2	2:05.235	36.144	51.505	37.586	263.4	10:59.822
4	2	2:03.834	37.351	53.303	33.180	261.5	13:03.656
5	2	1:59.689	35.443	50.342	33.904	263.4	15:03.345
6	2	2:11.120 B	38.195	55.159	37.766	262.1	17:14.465
7	2	8:15.072	6:50.284	51.691	33.097	261.5	25:29.537
8	2	1:57.900	35.224	49.308	33.368	263.4	27:27.437
9	2	2:02.641	36.077	53.822	32.742	262.8	29:30.078
10	2	1:59.372	35.359	51.215	32.798	262.1	31:29.450
11	2	2:02.067 B	35.785	50.254	36.028	260.9	33:31.517
12	2	4:28.665	3:06.134	49.858	32.673	265.4	38:00.182
13	2	1:56.792	35.543	49.072	32.177	265.4	39:56.974
14	2	1:56.008	34.855	49.267	31.886	262.8	41:52.982
15	2	2:01.025	33.651	47.667	39.707	265.4	43:54.007
16	2	1:58.816 B	33.939	49.438	35.439	260.2	45:52.823
17	1	6:19.965	4:54.120	53.068	32.777	262.1	52:12.788
18	1	2:02.407	34.246	50.988	37.173	254.7	54:15.195
19	1	1:55.572	35.086	49.316	31.170	266.0	56:10.767
20	1	1:55.080	35.469	47.793	31.818	266.7	58:05.847
21	1	1:52.623	33.442	48.802	30.379	264.7	59:58.470
22	1	1:49.235	32.996	46.556	29.683	268.0	1:01:47.705

21		Strakka Racing		HPD ARX 03c - Honda			
		1.Nick LEVENTIS	3.Jonny KANE	LMP1			
		2.Danny WATTS					
1	3	3:24.666	1:29.624	1:09.935	45.107	194.2	3:24.666
2	3	2:43.324 B	49.299	1:09.425	44.600	216.9	6:07.990
3	3	3:52.469	2:15.942	57.715	38.812	252.9	10:00.459
4	3	2:08.538	38.646	54.535	35.357	257.8	12:08.997
5	3	2:03.142	37.246	51.781	34.115	257.8	14:12.139
6	3	2:20.598 B	35.812	55.545	49.241	177.3	16:32.737
7	3	10:14.563	8:45.970	54.221	34.372	259.6	26:47.300

24		OAK Racing		Morgan - Nissan			
		1.Olivier PLA	3.Alex BRUNDLE	LMP2			
		2.David HEINEMEIER HANSSON					
1	1	2:55.814	1:10.324	1:06.119	39.371	242.7	2:55.814
2	1	2:16.035	41.950	56.562	37.523	246.6	5:11.849
3	1	2:09.253	38.284	54.933	36.036	247.7	7:21.102
4	1	2:12.297	37.364	57.348	37.585	247.7	9:33.399
5	1	2:13.528	39.640	57.216	36.672	244.9	11:46.927
6	1	2:10.787	36.581	56.636	37.570	247.1	13:57.714
7	1	2:21.455 B	36.999	1:00.155	44.301	244.3	16:19.169
8	1	9:18.150	7:48.062	54.885	35.203	249.4	25:37.319
9	1	2:03.622	37.103	52.049	34.470	251.2	27:40.941
10	1	2:03.513	36.343	52.122	35.048	252.3	29:44.454
11	1	2:00.234	35.349	51.181	33.704	253.5	31:44.688
12	1	2:00.066	35.270	50.997	33.799	252.3	33:44.754
13	1	2:05.463 B	34.988	52.338	38.137	236.3	35:50.217
14	3	3:54.298	2:27.760	52.636	33.902	252.3	39:44.515
15	3	1:59.449	35.920	49.739	33.790	252.3	41:43.964
16	3	1:58.598	35.301	50.113	33.184	255.3	43:42.562
17	3	1:56.658	34.904	49.246	32.508	251.7	45:39.220
18	3	1:57.098	34.852	48.762	33.484	250.0	47:36.318
19	3	1:58.096	34.774	49.963	33.359	250.6	49:34.414
20	3	2:00.756 B	35.687	48.703	36.366	253.5	51:35.170
21	3	3:24.060	1:57.725	50.267	36.068	249.4	54:59.230
22	3	1:55.650	34.836	49.095	31.719	252.3	56:54.880
23	3	1:53.789	34.148	48.058	31.583	251.7	58:48.669
24	3	1:55.593	34.505	48.971	32.117	253.5	1:00:44.262

25		Delta-ADR		Oreca 03 - Nissan			
		1.Tor GRAVES	3.James WALKER	LMP2			
		2.Antonio PIZZONIA					
1	3	2:43.025 B	53.745	1:08.937	40.343	237.4	2:43.025
2	3	4:20.204	2:47.012	56.103	37.089	243.8	7:03.229
3	3	2:15.617	39.288	57.756	38.573	246.0	9:18.846
4	3	2:12.033 B	38.681	56.086	37.266	245.5	11:30.879
5	3	5:20.541 B	3:41.250	57.682	41.609	246.0	16:51.420
6	1	9:49.701	8:13.927	58.653	37.121	244.3	26:41.121
7	1	2:12.494	39.621	55.463	37.410	244.9	28:53.615
8	1	2:08.584	38.396	54.464	35.724	245.5	31:02.199
9	1	2:09.829	38.159	55.749	35.921	242.2	33:12.028
10	1	2:10.121	38.316	55.125	36.680	244.3	35:22.149
11	1	2:15.929 B	39.726	56.320	39.883	243.2	37:38.078
12	1	3:20.665	1:50.071	55.497	35.097	244.9	40:58.743

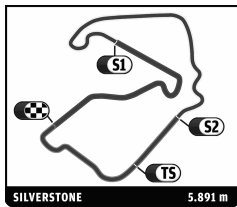


**FIA WEC
6 HOURS OF SILVERSTONE
FREE PRACTICE 3**

Sector Analysis

Personal Best Session Best B Crossing the finish line in pit lane

Lap	D	Time	Sector 1	Sector 2	Sector 3	T. Spd	Elapsed	Lap	D	Time	Sector 1	Sector 2	Sector 3	T. Spd	Elapsed
13	1	2:04.855	37.626	53.291	33.938	246.6	43:03.598	9	2	2:24.317 B	41.478	1:01.000	41.839	189.5	1:00:25.027
14	1	2:00.857 B	36.170	51.331	33.356	246.0	45:04.455	35 OAK Racing Morgan - Nissan LMP2 1. Bertrand BAGUETTE 3. Martin PLOWMANN 2. Ricardo GONZALEZ							
15	2	4:16.155	2:51.171	51.956	33.028	245.5	49:20.610	1	1	2:39.889	1:03.016	58.805	38.068	246.6	2:39.889
16	2	1:56.409	35.068	48.832	32.509	248.3	51:17.019	2	1	2:14.245	39.310	56.833	38.102	247.7	4:54.134
17	2	1:57.169 B	34.897	48.727	33.545	248.3	53:14.188	3	1	2:11.376	38.492	55.768	37.116	249.4	7:05.510
18	3	3:49.551	2:18.656	55.705	35.190	244.3	57:03.739	4	1	2:10.024	36.906	55.252	37.866	252.9	9:15.534
19	3	2:00.582	36.101	51.518	32.963	246.6	59:04.321	5	1	2:08.957	36.791	55.426	36.740	246.6	11:24.491
20	3	1:56.268	34.669	49.394	32.205	247.7	1:01:00.589	6	1	2:08.040	36.443	55.332	36.265	249.4	13:32.531
26 G-Drive Racing Oreca 03 - Nissan LMP2 1. Roman RUSINOV 3. Mike CONWAY 2. John MARTIN								7	1	2:08.160 B	36.328	54.407	37.425	250.0	15:40.691
1	1	3:05.055	1:15.501	1:05.631	43.923	203.8	3:05.055	8	1	10:01.648	8:28.613	55.320	37.715	250.0	25:42.339
2	1	2:16.543	42.069	56.647	37.827	240.5	5:21.598	9	1	2:08.723	36.761	54.852	37.110	251.7	27:51.062
3	1	2:16.154	38.954	58.604	38.596	242.2	7:37.752	10	1	2:02.348	35.813	52.156	34.379	252.3	29:53.410
4	1	2:14.437	38.477	57.892	38.068	241.6	9:52.189	11	1	2:02.080	36.104	52.124	33.852	252.9	31:55.490
5	1	2:13.355	40.349	55.800	37.206	243.8	12:05.544	12	1	1:59.012	35.103	50.474	33.435	252.3	33:54.502
6	1	2:10.480	38.499	55.647	36.334	243.8	14:16.024	13	1	1:59.338	35.968	49.907	33.463	252.9	35:53.840
7	1	2:19.104 B	38.144	56.643	44.317	244.3	16:35.128	14	1	2:00.598 B	35.022	50.509	35.067	254.1	37:54.438
8	1	9:06.031	7:32.987	56.307	36.737	247.7	25:41.159	15	3	4:05.626	2:39.886	52.216	33.524	251.7	42:00.064
9	1	2:10.255	37.662	55.524	37.069	247.1	27:51.414	16	3	1:58.272	36.257	49.313	32.702	251.2	43:58.336
10	1	2:04.309	36.535	52.870	34.904	247.1	29:55.723	17	3	2:01.272	34.807	51.902	34.563	248.3	45:59.608
11	1	2:02.734	36.258	52.438	34.038	246.0	31:58.457	18	3	1:55.758	34.581	48.781	32.396	251.7	47:55.366
12	1	2:01.426	35.710	51.817	33.899	246.0	33:59.883	19	3	1:58.951	35.323	51.402	32.226	253.5	49:54.317
13	1	2:00.894	35.450	51.959	33.485	247.1	36:00.777	20	3	2:02.180 B	34.550	49.587	38.043	253.5	51:56.497
14	1	2:00.085	35.122	51.139	33.824	247.1	38:00.862	21	1	3:20.796	1:50.152	53.261	37.383	251.2	55:17.293
15	1	2:01.524 B	35.882	52.049	33.593	243.2	40:02.386	22	1	1:58.207	35.357	49.741	33.109	252.3	57:15.500
16	2	5:09.529	3:42.373	53.911	33.245	243.2	45:11.915	23	1	1:57.070	34.861	49.125	33.084	252.9	59:12.570
17	2	2:01.256	35.333	53.322	32.601	244.3	47:13.171	24	1	1:55.381	34.596	47.988	32.797	254.7	1:01:07.951
18	2	1:56.079	34.636	49.661	31.782	246.6	49:09.250	41 Greaves Motorsport Zytek Z11SN - Nissan LMP2 1. Chris DYSON 3. Tom KIMBER-SMITH 2. Michael MARSAL							
19	2	1:59.546	34.818	48.779	35.949	249.4	51:08.796	1	3	3:11.624	1:25.040	1:03.206	43.378	233.3	3:11.624
20	2	1:57.672	34.727	49.254	33.691	250.0	53:06.468	2	3	2:32.533	45.921	1:04.916	41.696	234.8	5:44.157
21	2	2:02.459 B	34.240	52.848	35.371	245.5	55:08.927	3	3	2:34.397 B	47.130	1:05.218	42.049	232.3	8:18.554
22	3	3:26.047	2:00.905	50.317	34.825	247.7	58:34.974	4	3	3:42.240	2:03.504	1:00.073	38.663	238.4	12:00.794
23	3	1:56.306	35.510	48.982	31.814	248.3	1:00:31.280	5	3	2:14.813	39.875	57.307	37.631	240.0	14:15.607
31 Lotus Lotus T128 LMP2 1. Kevin WEEDA 3. Christophe BOUCHUT 2. Vitantonio LIUZZI								6	3	2:20.733 B	39.087	58.309	43.337	242.7	16:36.340
1	2	3:03.354 B	1:11.412	1:07.507	44.435	235.3	3:03.354	7	3	10:49.403	9:16.995	55.827	36.581	240.5	27:25.743
2	1	34:51.864	...	1:03.531	38.632	232.3	37:55.218	8	3	2:09.617	37.008	56.539	36.070	243.8	29:35.360
3	1	2:24.023	43.288	57.377	43.358	244.9	40:19.241	9	3	2:04.347	35.940	53.370	35.037	245.5	31:39.707
4	1	2:50.349	1:09.469	56.753	44.127	246.0	43:09.590	10	3	2:03.613	36.679	52.402	34.532	243.8	33:43.320
5	1	2:27.371 B	42.477	58.788	46.106	239.5	45:36.961	11	3	2:02.831	34.895	53.552	34.384	243.8	35:46.151
6	1	6:16.544	4:38.436	1:01.692	36.416	244.3	51:53.505	12	3	2:00.840 B	34.857	51.245	34.738	244.9	37:46.991
7	1	2:17.554	41.208	58.768	37.578	242.7	54:11.059	13	2	4:12.143	2:33.738	1:00.296	38.109	224.5	41:59.134
8	1	2:33.819 B	39.746	1:03.769	50.304	168.0	56:44.878	14	2	2:12.235	39.669	55.687	36.879	239.5	44:11.369
32 Lotus Lotus T128 LMP2 1. Thomas HOLZER 3. Jan CHAROUZ 2. Dominik KRAHAMER								15	2	2:15.380	40.263	56.899	38.218	240.5	46:26.749
1	2	13:52.552 B	...	1:34.390	1:02.740	99.6	13:52.552	16	2	2:14.445	39.201	57.321	37.923	237.9	48:41.194
2	2	15:59.881 B	...	1:10.402	44.790	193.5	29:52.433	17	2	2:18.915 B	39.785	58.656	40.474	227.4	51:00.109
3	2	4:42.359	3:00.279	1:00.674	41.406	194.6	34:34.792	18	2	5:24.855	3:48.956	58.519	37.380	241.1	56:24.964
4	2	2:31.285 B	42.480	1:05.786	43.019	197.1	37:06.077	19	2	2:10.380	38.358	55.640	36.382	241.6	58:35.344
5	2	8:33.058	6:51.828	1:01.105	40.125	188.8	45:39.135	20	2	2:10.588	38.182	55.523	36.883	243.2	1:00:45.932
6	2	2:19.682 B	40.815	58.415	40.452	231.8	47:58.817	45 OAK Racing Morgan - Nissan LMP2 1. Jacques NICOLET 2. Jean-Marc MERLIN							
7	2	7:48.009	6:14.728	56.359	36.922	240.5	55:46.826	1	1	3:39.684	1:59.151	1:00.747	39.786	242.7	3:39.684
8	2	2:13.884	40.578	57.378	35.928	239.5	58:00.710	2	1	2:23.957	42.657	1:01.100	40.200	240.5	6:03.641



FIA WEC
6 HOURS OF SILVERSTONE
FREE PRACTICE 3

Sector Analysis

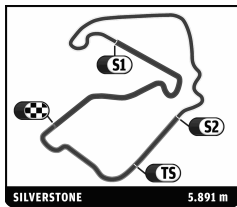
Personal Best Session Best B Crossing the finish line in pit lane

Lap	D	Time	Sector 1	Sector 2	Sector 3	T. Spd	Elapsed	Lap	D	Time	Sector 1	Sector 2	Sector 3	T. Spd	Elapsed
3	1	2:25.884	44.486	1:01.607	39.791	244.9	8:29.525	16	1	2:03.203B	36.917	51.671	34.615	246.0	43:41.568
4	1	2:35.091B	44.006	1:04.685	46.400	240.5	11:04.616	17	3	3:45.668	2:13.611	56.818	35.239	242.7	47:27.236
5	2	14:53.425	...	58.405	39.576	224.5	25:58.041	18	3	2:09.269	38.507	55.099	35.663	243.8	49:36.505
6	2	2:19.246	40.792	1:00.014	38.440	243.8	28:17.287	19	3	2:14.750	40.674	58.947	35.129	244.3	51:51.255
7	2	2:15.761	41.488	57.205	37.068	244.9	30:33.048	20	3	2:08.181	38.656	53.696	35.829	246.0	53:59.436
8	2	2:13.415	40.157	56.473	36.785	247.7	32:46.463	21	3	2:03.726	36.457	53.869	33.400	243.2	56:03.162
9	2	2:25.679B	40.012	58.495	47.172	229.8	35:12.142	22	3	2:24.335	55.481	55.272	33.582	246.0	58:27.497
10	2	4:01.747	2:28.787	56.147	36.813	247.1	39:13.889	23	3	2:00.401	36.429	51.051	32.921	247.7	1:00:27.898
11	2	2:10.270	38.980	55.392	35.898	248.3	41:24.159								
12	2	2:09.840	38.567	55.735	35.538	247.1	43:33.999								
13	2	2:08.602	38.742	54.797	35.063	251.2	45:42.601								
14	2	2:07.774	38.328	54.571	34.875	248.8	47:50.375								
15	2	2:06.209	37.513	53.994	34.702	250.0	49:56.584								
16	2	2:07.856	38.542	52.840	36.474	250.6	52:04.440								
17	2	2:12.160	37.925	55.452	38.783	222.7	54:16.600								
18	2	2:08.665	37.740	54.975	35.950	236.8	56:25.265								
19	2	2:10.239	38.673	55.367	36.199	251.7	58:35.504								
20	2	2:09.438B	37.362	52.958	39.118	249.4	1:00:44.942								

Lap	D	Time	Sector 1	Sector 2	Sector 3	T. Spd	Elapsed	Lap	D	Time	Sector 1	Sector 2	Sector 3	T. Spd	Elapsed
1	1	3:11.348	1:18.798	1:07.467	45.083	201.5	3:11.348	1	2	3:03.045	1:11.233	1:09.552	42.260	220.9	3:03.045
2	1	2:38.273	45.655	1:07.493	45.125	230.8	5:49.621	2	2	2:25.932	44.271	1:02.191	39.470	229.3	5:28.977
3	1	2:31.697B	44.590	1:05.932	41.175	232.8	8:21.318	3	2	2:20.217	41.832	59.968	38.417	232.8	7:49.194
4	1	19:27.399	...	54.852	35.204	248.3	27:48.717	4	2	2:18.260	41.122	59.128	38.010	233.3	10:07.454
5	1	2:09.037	37.526	56.572	34.939	249.4	29:57.754	5	2	2:15.179	40.622	57.685	36.872	234.3	12:22.633
6	1	2:06.259	37.131	54.175	34.953	243.2	32:04.013	6	2	2:14.255	40.050	57.675	36.530	235.8	14:36.888
7	1	2:04.262	36.796	52.737	34.729	249.4	34:08.275	7	2	2:29.701B	41.477	1:01.431	46.793	231.3	17:06.589
8	1	2:06.105	38.130	53.377	34.598	248.8	36:14.380	8	2	8:54.605	7:19.516	58.333	36.756	234.8	26:01.194
9	1	2:04.064	36.918	52.952	34.194	249.4	38:18.444	9	2	2:12.114	39.395	56.475	36.244	234.8	28:13.308
10	1	2:02.909	36.714	51.989	34.206	250.0	40:21.353	10	2	2:13.125	39.493	57.331	36.301	234.8	30:26.433
11	1	2:05.900	36.673	55.342	33.885	246.0	42:27.253	11	2	2:12.590	39.687	56.628	36.275	234.3	32:39.023
12	1	2:02.385	36.673	51.942	33.770	250.0	44:29.638	12	2	2:14.759B	40.212	57.845	36.702	233.8	34:53.782
13	1	2:02.768B	36.707	51.594	34.467	249.4	46:32.406	13	2	4:12.633	2:31.551	1:01.508	39.574	232.8	39:06.415
14	2	4:08.618B	2:37.385	53.943	37.290	250.0	50:41.024	14	2	2:21.501	40.358	59.429	41.714	235.8	41:27.916
15	2	4:20.101	2:52.040	52.963	35.098	200.0	55:01.125	15	2	2:14.502	40.732	57.919	35.851	235.8	43:42.418
16	2	2:06.134	40.649	51.779	33.706	251.2	57:07.259	16	2	2:22.949B	38.958	55.858	48.133	237.4	46:05.367
17	2	2:01.285	35.799	52.026	33.460	251.7	59:08.544	17	2	3:31.013	1:51.877	1:01.269	37.867	231.3	49:36.380
18	2	1:59.099	36.198	50.088	32.813	254.1	1:01:07.643	18	2	2:21.544	40.549	1:00.803	40.192	232.8	51:57.924

Lap	D	Time	Sector 1	Sector 2	Sector 3	T. Spd	Elapsed	Lap	D	Time	Sector 1	Sector 2	Sector 3	T. Spd	Elapsed
1	2	3:56.320	2:19.870	57.384	39.066	243.2	3:56.320	19	2	2:14.083	39.116	58.046	36.921	237.9	54:12.007
2	2	2:10.070	38.963	54.615	36.492	244.3	6:06.390	20	2	2:12.354	39.257	56.945	36.152	234.8	56:24.361
3	2	2:08.661	37.884	54.141	36.636	245.5	8:15.051	21	2	2:07.362	38.195	54.404	34.763	236.8	58:31.723
4	2	2:06.687	36.902	53.402	36.383	246.0	10:21.738	22	2	2:07.340	38.571	54.361	34.408	237.9	1:00:39.063
5	2	2:04.449	36.693	52.609	35.147	246.6	12:26.187								
6	2	2:06.132	36.504	52.870	36.758	249.4	14:32.319								
7	2	2:11.440B	36.754	56.219	38.467	245.5	16:43.759								
8	1	9:28.003	7:57.242	54.240	36.521	246.6	26:11.762								
9	1	2:06.444	38.077	53.300	35.067	244.9	28:18.206								
10	1	2:06.695	37.738	54.340	34.617	244.3	30:24.901								
11	1	2:04.246	36.839	53.427	33.980	247.1	32:29.147								
12	1	2:11.017B	36.604	52.064	42.349	248.8	34:40.164								
13	1	2:31.741	1:06.832	51.228	33.681	247.1	37:11.905								
14	1	2:01.536	36.346	51.002	34.188	247.1	39:13.441								
15	1	2:24.924	36.552	52.664	55.708	246.0	41:38.365								

Lap	D	Time	Sector 1	Sector 2	Sector 3	T. Spd	Elapsed	Lap	D	Time	Sector 1	Sector 2	Sector 3	T. Spd	Elapsed
1	2	3:42.359	1:21.986	1:25.599	54.774	138.8	3:42.359	1	2	3:42.359	1:21.986	1:25.599	54.774	138.8	3:42.359
2	2	3:07.367B	57.250	1:20.223	49.894	149.4	6:49.726	2	2	3:07.367B	57.250	1:20.223	49.894	149.4	6:49.726
3	2	4:03.036	2:00.626	1:15.351	47.059	182.4	10:52.762	3	2	4:03.036	2:00.626	1:15.351	47.059	182.4	10:52.762
4	2	2:50.888	51.927	1:12.640	46.321	165.9	13:43.650	4	2	2:50.888	51.927	1:12.640	46.321	165.9	13:43.650
5	2	2:42.078B	46.123	1:10.608	45.347	192.9	16:25.728	5	2	2:42.078B	46.123	1:10.608	45.347	192.9	16:25.728
6	2	9:45.188	7:57.596	1:06.684	40.908	223.1	26:10.916	6	2	9:45.188	7:57.596	1:06.684	40.908	223.1	26:10.916
7	2	2:24.259	42.964	1:02.114	39.181	225.9	28:35.175	7	2	2:24.259	42.964	1:02.114	39.181	225.9	28:35.175
8	2	2:19.986	41.828	1:00.182	37.976	226.9	30:55.161	8	2	2:19.986	41.828	1:00.182	37.976	226.9	30:55.161



**FIA WEC
6 HOURS OF SILVERSTONE
FREE PRACTICE 3**

Sector Analysis

■ Personal Best ■ Session Best B Crossing the finish line in pit lane

Lap	D	Time	Sector 1	Sector 2	Sector 3	T. Spd	Elapsed	Lap	D	Time	Sector 1	Sector 2	Sector 3	T. Spd	Elapsed
9	2	2:19.426	41.449	59.328	38.649	226.4	33:14.587	11	1	3:51.561	2:14.950	59.330	37.281	233.3	36:24.257
10	2	2:20.239B	41.852	59.649	38.738	225.9	35:34.826	12	1	2:15.559B	40.684	57.738	37.137	231.3	38:39.816
11	2	3:18.974	1:42.950	58.421	37.603	228.3	38:53.800	13	1	3:55.656	2:06.535	1:07.578	41.543	221.3	42:35.472
12	2	2:16.745	40.783	58.606	37.356	227.4	41:10.545	14	1	2:20.170	42.155	1:00.598	37.417	232.8	44:55.642
13	2	2:21.441B	41.489	1:00.357	39.595	225.9	43:31.986	15	1	2:17.194B	40.501	1:00.057	36.636	232.3	47:12.836
14	1	5:12.935	3:20.010	1:11.043	41.882	224.5	48:44.921	16	2	4:09.608	2:18.590	1:09.343	41.675	223.6	51:22.444
15	1	3:06.241	41.658	1:00.858	1:23.725	227.8	51:51.162	17	2	2:24.767	43.617	1:01.550	39.600	232.8	53:47.211
16	1	2:27.267	43.520	1:03.164	40.583	226.9	54:18.429	18	2	2:22.289	42.418	1:01.146	38.725	233.3	56:09.500
17	1	2:18.563	40.996	59.651	37.916	230.3	56:36.992	19	2	2:19.669	42.101	59.557	38.011	231.8	58:29.169
18	1	2:16.869	41.124	58.251	37.494	228.8	58:53.861	20	2	2:20.215	41.666	1:00.590	37.959	234.3	1:00:49.384
19	1	2:16.454	39.969	57.898	38.587	230.3	1:01:10.315								

61 AF Corse Ferrari F458 Italia LMGTE Am
1. Jack GERBER 3. Marco CIOCI
2. Matt GRIFFIN

1	1	4:40.910	2:49.275	1:09.780	41.855	218.6	4:40.910
2	1	2:31.025	44.213	1:05.909	40.903	220.0	7:11.935
3	1	2:30.916	44.938	1:05.438	40.540	228.8	9:42.851
4	1	2:24.813	42.799	1:02.176	39.838	228.3	12:07.664
5	1	2:28.066	44.962	1:01.118	41.986	232.3	14:35.730
6	1	2:52.267B	48.022	1:16.768	47.477	212.6	17:27.997
7	1	9:50.286	8:11.816	59.945	38.525	231.3	27:18.283
8	1	2:27.246	43.295	1:03.976	39.975	229.3	29:45.529
9	1	2:22.857	42.545	1:00.821	39.491	229.8	32:08.386
10	1	2:28.027B	43.938	1:03.320	40.769	230.8	34:36.413
11	3	8:48.370B	6:53.757	1:14.223	40.390	224.5	43:24.783
12	1	3:58.725	2:00.600	1:16.877	41.248	224.5	47:23.508
13	1	2:30.386	44.884	1:04.320	41.182	226.9	49:53.894
14	1	2:26.038	44.759	1:01.847	39.432	229.8	52:19.932
15	1	2:59.568B	43.446	1:32.137	43.985	227.8	55:19.500

71 AF Corse Ferrari F458 Italia LMGTE Pro
1. Kamui KOBAYASHI
2. Toni VILANDER

1	1	4:33.339B	2:32.165	1:12.678	48.496	204.2	4:33.339
2	1	35:21.154	...	1:02.541	38.479	233.8	39:54.493
3	1	2:18.425	42.033	59.438	36.954	236.3	42:12.918
4	1	2:26.801B	46.068	1:02.331	38.402	229.8	44:39.719
5	1	3:15.425	1:42.882	56.782	35.761	238.4	47:55.144
6	1	2:12.503	39.426	55.973	37.104	237.4	50:07.647
7	1	2:12.936	39.647	57.792	35.497	236.8	52:20.583
8	1	2:09.448	38.895	55.043	35.510	239.5	54:30.031
9	1	2:07.191	37.985	54.438	34.768	241.1	56:37.222
10	1	2:07.892	38.208	54.764	34.920	236.3	58:45.114
11	1	2:05.789	37.970	53.961	33.858	240.5	1:00:50.903

76 IMSA Performance Matmut Porsche 911 GT3 RSR LMGTE Am
1. Raymond NARAC 3. Jean-Karl VERNAY
2. Christophe BOURRET

1	1	3:23.369	1:11.979	1:21.954	49.436	201.5	3:23.369
2	1	3:01.125B	53.228	1:20.972	46.925	176.2	6:24.494
3	1	4:01.399	2:10.995	1:08.355	42.049	219.5	10:25.893
4	1	2:22.378	43.548	1:00.389	38.441	233.3	12:48.271
5	1	2:16.286	40.446	57.940	37.900	232.3	15:04.557
6	1	2:42.754B	45.691	1:15.152	41.911	207.7	17:47.311
7	1	7:55.874	6:13.619	1:03.122	39.133	228.3	25:43.185
8	1	2:14.971	39.993	57.617	37.361	233.8	27:58.156
9	1	2:15.907	40.196	58.085	37.626	233.3	30:14.063
10	1	2:18.633B	41.324	59.152	38.157	233.3	32:32.696

81 8 Star Motorsports Ferrari F458 Italia LMGTE Am
1. Vicente POTOLICCHIO 3. Philipp PETER
2. Rui AGUAS

1	2	3:57.599B	1:59.930	1:13.180	44.489	202.2	3:57.599
2	2	4:23.498	2:30.287	1:09.261	43.950	219.5	8:21.097
3	2	2:39.850	48.413	1:08.137	43.300	220.0	11:00.947
4	2	2:29.324B	44.557	1:02.273	42.494	229.8	13:30.271
5	2	2:59.867B	1:09.649	1:01.524	48.694	198.5	16:30.138
6	2	10:31.577	8:47.547	1:02.679	41.351	230.8	27:01.715
7	2	2:19.254	42.201	59.376	37.677	231.3	29:20.969
8	2	2:15.898	41.162	57.965	36.771	232.8	31:36.867
9	2	2:14.641	40.679	57.385	36.577	232.3	33:51.508
10	2	2:14.297	40.285	57.403	36.609	232.8	36:05.805
11	2	2:15.831B	40.702	57.586	37.543	231.3	38:21.636
12	2	4:20.704	2:42.555	1:00.481	37.668	229.8	42:42.340
13	2	2:23.164	43.154	1:00.062	39.948	230.3	45:05.504
14	2	2:20.003B	42.148	59.955	37.900	230.3	47:25.507
15	3	3:23.617	1:41.165	1:03.860	38.592	229.8	50:49.124
16	3	2:21.341	41.978	1:00.184	39.179	231.8	53:10.465
17	3	2:16.054	41.020	58.038	36.996	232.3	55:26.519
18	3	2:12.234	40.185	56.441	35.608	232.3	57:38.753
19	3	2:10.672	39.543	55.783	35.346	233.3	59:49.425
20	3	2:08.356	38.712	54.817	34.827	235.3	1:01:57.781

88 Proton Competition Porsche 911 GT3 RSR LMGTE Am
1. Christian RIED 3. Paolo RUBERTI
2. Gianluca RODA

1	1	3:58.030	2:03.019	1:08.941	46.070	217.3	3:58.030
2	1	2:46.538	48.481	1:09.460	48.597	220.0	6:44.568

91 Porsche AG Team Manthey Porsche 911 RSR LMGTE Pro
1. Jörg BERGMEISTER 3. Timo BERNHARD
2. Patrick PILET

1	1	2:54.551	1:04.680	1:08.237	41.634	218.2	2:54.551
2	1	2:24.296	45.368	1:00.288	38.640	229.3	5:18.847
3	1	2:16.846	41.242	58.290	37.314	231.8	7:35.693
4	1	2:15.653	40.346	57.353	37.954	232.8	9:51.346
5	1	2:19.018	41.531	59.072	38.415	232.8	12:10.364
6	1	2:15.336B	40.826	57.260	37.250	231.8	14:25.700
7	1	11:34.484	9:44.361	1:03.542	46.581	205.3	26:00.184
8	1	2:12.267	39.394	56.404	36.469	231.8	28:12.451
9	1	2:15.157B	39.413	58.721	37.023	226.9	30:27.608
10	2	11:07.523	9:26.999	1:01.560	38.964	233.3	41:35.131
11	2	2:14.339	40.306	57.602	36.431	236.3	43:49.470
12	2	2:11.896	38.692	56.670	36.534	232.8	46:01.366
13	2	2:13.929	38.310	58.140	37.479	224.1	48:15.295
14	2	2:08.251	38.134	54.996	35.121	235.8	50:23.546
15	2	2:05.995	37.601	53.736	34.658	236.8	52:29.541



FIA WEC
6 HOURS OF SILVERSTONE
FREE PRACTICE 3

Sector Analysis

■ Personal Best ■ Session Best B Crossing the finish line in pit lane

Lap	D	Time	Sector 1	Sector 2	Sector 3	T. Spd	Elapsed	Lap	D	Time	Sector 1	Sector 2	Sector 3	T. Spd	Elapsed							
16	2	2:07.027	37.550	54.022	35.455	235.8	54:36.568	1	1	3:28.793	1:43.159	1:05.131	40.503	231.3	3:28.793							
17	2	2:09.888	B 38.058	54.686	37.144	234.3	56:46.456	2	1	2:24.644	B 44.394	1:02.900	37.350	234.8	5:53.437							
18	2	3:15.953	1:46.643	54.573	34.737	236.8	1:00:02.409	3	1	3:15.974	1:40.034	58.692	37.248	236.3	9:09.411							
92 Porsche AG Team Manthey 1. Marc LIEB 3. Romain DUMAS Porsche 911 RSR 2. Richard LIETZ LMGTE Pro								4								1	2:15.817	40.309	57.834	37.674	235.3	11:25.228
1	3	2:55.676	1:02.681	1:10.616	42.379	223.6	2:55.676	5	1	2:28.005	B 42.976	1:01.248	43.781	236.8	13:53.233							
2	3	2:23.864	44.670	1:00.637	38.557	231.3	5:19.540	6	3	11:42.592	...	58.694	37.545	236.8	25:35.825							
3	3	2:20.561	41.164	58.667	40.730	232.8	7:40.101	7	3	2:19.694	42.818	59.582	37.294	236.8	27:55.519							
4	3	2:14.453	40.526	56.855	37.072	232.8	9:54.554	8	3	2:19.342	41.639	59.111	38.592	235.3	30:14.861							
5	3	2:16.429	B 40.095	58.295	38.039	233.3	12:10.983	9	3	2:18.535	41.800	58.700	38.035	235.8	32:33.396							
6	2	13:31.162	...	1:03.250	39.069	230.8	25:42.145	10	3	2:17.812	41.312	58.788	37.712	235.3	34:51.208							
7	2	2:13.677	39.939	56.941	36.797	233.8	27:55.822	11	3	2:18.614	B 41.513	58.715	38.386	234.3	37:09.822							
8	2	2:13.239	39.796	56.925	36.518	230.3	30:09.061	12	3	3:16.716	1:40.121	59.495	37.100	237.4	40:26.538							
9	2	2:20.895	B 41.228	1:01.102	38.565	230.8	32:29.956	13	3	2:12.231	39.015	57.556	35.660	239.5	42:38.769							
10	2	4:01.338	2:16.746	1:03.166	41.426	231.8	36:31.294	14	3	2:11.789	B 39.876	57.026	34.887	239.5	44:50.558							
11	2	2:16.673	40.501	58.266	37.906	235.3	38:47.967	15	2	3:46.217	2:09.053	59.884	37.280	236.8	48:36.775							
12	2	2:15.587	40.784	57.845	36.958	236.3	41:03.554	16	2	2:12.615	39.867	57.079	35.669	240.5	50:49.390							
13	2	2:14.546	B 39.196	58.584	36.766	234.8	43:18.100	17	2	2:09.799	39.307	55.670	34.822	241.6	52:59.189							
14	2	3:03.880	1:28.195	59.313	36.372	233.3	46:21.980	18	2	2:09.510	38.099	56.097	35.314	241.1	55:08.699							
15	2	2:10.784	38.658	56.831	35.295	233.8	48:32.764	19	2	2:06.538	37.483	54.753	34.302	243.2	57:15.237							
16	2	2:09.342	37.828	56.419	35.095	234.8	50:42.106	20	2	2:04.589	37.500	53.417	33.672	242.7	59:19.826							
17	2	2:11.656	B 38.292	57.093	36.271	234.8	52:53.762	21	2	2:02.675	36.813	52.610	33.252	243.8	1:01:22.501							
18	3	3:05.207	1:31.437	57.343	36.427	233.8	55:58.969	99 Aston Martin Racing 1. Paul DALLA LANA 3. Pedro LAMY Aston Martin Vantage V8 2. Frédéric MAKOWIECKI LMGTE Pro														
19	3	2:08.936	38.254	55.193	35.489	231.8	58:07.905	1	3	4:11.363	B 2:09.877	1:14.522	46.964	201.9	4:11.363							
20	3	2:06.367	37.581	54.083	34.703	235.3	1:00:14.272	2	3	4:20.283	2:33.144	1:04.627	42.512	232.3	8:31.646							
95 Aston Martin Racing 1. Christoffer NYGAARD 3. Allan SIMONSEN Aston Martin Vantage V8 2. Kristian POULSEN LMGTE Am								3	3	2:27.466	43.242	1:03.797	40.427	234.3	10:59.112							
1	2	3:05.034	1:03.378	1:15.796	45.860	218.2	3:05.034	4	3	2:26.990	B 43.820	1:03.086	40.084	233.8	13:26.102							
2	2	2:41.230	48.492	1:08.297	44.441	226.9	5:46.264	5	2	12:03.032	...	57.271	36.888	236.3	25:29.134							
3	2	6:11.324	B 46.285	1:05.976	4:19.063	232.3	11:57.588	6	2	2:10.631	39.023	55.832	35.776	236.8	27:39.765							
4	1	21:36.670	...	1:08.116	39.211	170.1	33:34.258	7	2	2:12.733	40.601	55.787	36.345	235.3	29:52.498							
5	1	2:14.333	40.041	57.356	36.936	236.3	35:48.591	8	2	2:17.097	B 39.721	57.615	39.761	236.8	32:09.595							
6	1	2:11.397	39.279	56.025	36.093	235.8	37:59.988	9	1	4:19.307	...	38.529	234.8	36:28.902								
7	1	2:13.852	39.638	57.532	36.682	237.9	40:13.840	10	1	2:16.490	41.695	58.047	36.748	233.8	38:45.392							
8	1	2:15.581	39.667	59.613	36.301	235.3	42:29.421	11	1	2:14.828	40.321	57.635	36.872	232.8	41:00.220							
9	1	2:11.644	B 39.643	56.247	35.754	236.3	44:41.065	12	1	2:13.886	40.152	57.459	36.275	234.8	43:14.106							
10	1	4:03.071	2:23.683	1:01.311	38.077	236.3	48:44.136	13	1	2:23.562	B 40.351	57.367	45.844	235.8	45:37.668							
11	1	2:12.558	39.680	56.208	36.670	234.8	50:56.694	14	3	4:01.741	2:25.013	58.197	38.531	234.3	49:39.409							
12	1	2:10.248	B 37.974	55.690	36.584	239.5	53:06.942	15	3	2:18.943	B 39.298	58.656	40.989	235.8	51:58.352							
13	1	2:43.973	1:14.166	54.662	35.145	237.9	55:50.915	16	3	3:20.025	1:45.351	58.226	36.448	237.9	55:18.377							
14	1	2:05.603	37.348	53.541	34.714	240.0	57:56.518	17	3	2:05.780	37.794	53.612	34.374	238.9	57:24.157							
15	1	2:06.180	38.090	53.505	34.585	240.5	1:00:02.698	18	3	2:04.004	36.936	52.626	34.442	239.5	59:28.161							
96 Aston Martin Racing 1. Ronald GOETHE 3. Jamie CAMPBELL-WALTER Aston Martin Vantage V8 2. Stuart HALL LMGTE Am								19	3	2:07.108	B 37.601	54.231	35.276	240.0	1:01:35.269							
1	3	3:12.345	B 1:05.542	1:19.042	47.761	197.4	3:12.345	97 Aston Martin Racing 1. Darren TURNER 3. Bruno SENNA Aston Martin Vantage V8 2. Stefan MÜCKE LMGTE Pro														
2	3	40:26.948	B ...	1:08.235	41.332	227.8	43:39.293	1	3	3:35.365	1:57.123	1:00.446	37.796	233.8	59:13.128							
3	3	9:35.473	7:49.468	1:05.816	40.189	232.8	53:14.766	2	3	2:15.486	40.778	58.134	36.574	237.4	1:01:28.614							
4	3	2:22.997	B 42.463	1:01.247	39.287	233.3	55:37.763															