FIA WORLD ENDURANCE CHAMPIONSHIP

6 HOURS OF SILVERSTONE

TUDOR

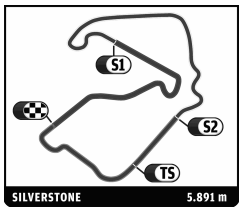


# FIA WEC
## 6 HOURS OF SILVERSTONE
## FREE PRACTICE 2

## Sector Analysis

Personal Best | Session Best | B Crossing the finish line in pit lane

### 1 — Audi Sport Team Joest — Audi R18 e-tron quattro — LMP1
1.André LOTTERER, 2.Benoit TRÉLUYER, 3.Marcel FÄSSLER

| Lap | D | Time | Sector 1 | Sector 2 | Sector 3 | T. Spd | Elapsed |
|---|---|---|---|---|---|---|---|
| 1 | 1 | 3:10.225 | 1:43.242 | 49.166 | 37.817 | 256.5 | 3:10.225 |
| 2 | 1 | 2:03.627 | 38.705 | 48.157 | 36.765 | 260.9 | 5:13.852 |
| 3 | 1 | 1:56.961 | 35.425 | 45.985 | 35.551 | 266.0 | 7:10.813 |
| 4 | 1 | 1:56.640 | 34.813 | 44.426 | 37.401 | 255.3 | 9:07.453 |
| 5 | 1 | 1:51.285 | 34.221 | 43.130 | 33.934 | 268.7 | 10:58.738 |
| 6 | 1 | 1:50.935 | 33.537 | 44.660 | 32.738 | 267.3 | 12:49.673 |
| 7 | 1 | 1:49.663 | 33.011 | 43.811 | 32.841 | 264.7 | 14:39.336 |
| 8 | 1 | 1:48.436 | 33.938 | 42.706 | 31.792 | 267.3 | 16:27.772 |
| 9 | 1 | 1:45.731 | 32.561 | 42.960 | 30.210 | 266.0 | 18:13.503 |
| 10 | 1 | 1:46.845 | 32.718 | 44.391 | 29.736 | 268.7 | 20:00.348 |
| 11 | 1 | 1:44.702 | 32.058 | 42.782 | 29.862 | 268.0 | 21:45.050 |
| 12 | 1 | 1:45.161 | 32.655 | 43.007 | 29.499 | 265.4 | 23:30.211 |
| 13 | 1 | 1:44.736 | 31.791 | 43.959 | 28.986 | 268.7 | 25:14.947 |
| 14 | 1 | 1:43.576 | 31.739 | 42.770 | 29.067 | 268.7 | 26:58.523 |
| 15 | 1 | 1:55.050 B | 31.716 | 43.216 | 40.118 | 268.0 | 28:53.573 |
| 16 | 1 | 9:54.001 | 8:40.042 | 44.858 | 29.101 | 264.7 | 38:47.574 |
| 17 | 1 | 1:44.261 | 32.391 | 42.806 | 29.064 | 267.3 | 40:31.835 |
| 18 | 1 | 1:43.217 | 31.787 | 42.825 | 28.605 | 266.7 | 42:15.052 |
| 19 | 1 | 1:43.997 | 31.891 | 42.436 | 29.670 | 266.0 | 43:59.049 |
| 20 | 1 | 1:52.748 B | 31.816 | 43.017 | 37.915 | 266.7 | 45:51.797 |
| 21 | 2 | 3:00.386 | 1:41.031 | 48.356 | 30.999 | 265.4 | 48:52.183 |
| 22 | 2 | 1:49.188 | 34.287 | 45.290 | 29.611 | 266.0 | 50:41.371 |
| 23 | 2 | 1:46.493 | 33.493 | 43.997 | 29.003 | 268.7 | 52:27.864 |
| 24 | 2 | 1:46.325 | 32.477 | 44.411 | 29.437 | 268.0 | 54:14.189 |
| 25 | 2 | 1:50.157 | 33.294 | 45.262 | 31.601 | 262.1 | 56:04.346 |
| 26 | 2 | 1:50.394 | 33.089 | 47.599 | 29.706 | 264.1 | 57:54.740 |
| 27 | 2 | 1:45.326 | 32.309 | 43.847 | 29.170 | 270.0 | 59:40.066 |
| 28 | 2 | 1:47.147 | 32.163 | 45.212 | 29.772 | 268.7 | 1:01:27.213 |
| 29 | 2 | 1:48.177 | 33.272 | 45.146 | 29.759 | 266.7 | 1:03:15.390 |
| 30 | 2 | 1:44.694 | 32.210 | 43.660 | 28.824 | 269.3 | 1:05:00.084 |
| 31 | 2 | 1:47.400 | 33.133 | 45.421 | 28.846 | 268.0 | 1:06:47.484 |
| 32 | 2 | 2:30.561 B | 40.319 | 1:04.598 | 45.644 | 213.0 | 1:09:18.045 |
| 33 | 2 | 7:14.573 | 5:41.700 | 55.158 | 37.715 | 255.3 | 1:16:32.618 |
| 34 | 2 | 2:14.494 | 41.459 | 55.642 | 37.393 | 260.2 | 1:18:47.112 |
| 35 | 2 | 2:12.971 | 40.307 | 54.914 | 37.750 | 258.4 | 1:21:00.083 |
| 36 | 2 | 2:20.105 B | 41.005 | 54.814 | 44.286 | 234.3 | 1:23:20.188 |

### 2 — Audi Sport Team Joest — Audi R18 e-tron quattro — LMP1
1.Tom KRISTENSEN, 2.Loïc DUVAL, 3.Allan MCNISH

| Lap | D | Time | Sector 1 | Sector 2 | Sector 3 | T. Spd | Elapsed |
|---|---|---|---|---|---|---|---|
| 1 | 3 | 3:43.169 | 2:16.810 | 51.855 | 34.504 | 261.5 | 3:43.169 |
| 2 | 3 | 2:00.509 | 36.129 | 49.277 | 35.103 | 266.0 | 5:43.678 |
| 3 | 3 | 1:55.635 | 34.824 | 47.261 | 33.550 | 266.7 | 7:39.313 |
| 4 | 3 | 1:57.338 | 34.493 | 48.799 | 34.046 | 266.0 | 9:36.651 |
| 5 | 3 | 2:01.744 B | 34.156 | 47.581 | 40.007 | 264.7 | 11:38.395 |
| 6 | 2 | 4:31.813 | 3:09.682 | 48.401 | 33.730 | 264.7 | 16:10.208 |
| 7 | 2 | 1:50.030 | 33.527 | 45.298 | 31.205 | 267.3 | 18:00.238 |
| 8 | 2 | 2:03.110 | 37.813 | 51.855 | 33.442 | 185.2 | 20:03.348 |
| 9 | 2 | 1:45.195 | 32.044 | 43.161 | 29.990 | 267.3 | 21:48.543 |
| 10 | 2 | 1:44.115 | 31.920 | 42.841 | 29.354 | 267.3 | 23:32.658 |
| 11 | 2 | 1:48.994 | 32.183 | 44.925 | 31.886 | 270.0 | 25:21.652 |
| 12 | 2 | 1:43.263 | 31.610 | 42.611 | 29.042 | 268.0 | 27:04.915 |
| 13 | 2 | 1:47.900 | 32.350 | 44.451 | 31.099 | 270.0 | 28:52.815 |
| 14 | 2 | 1:44.823 | 31.609 | 43.061 | 30.153 | 267.3 | 30:37.638 |
| 15 | 2 | 1:47.843 | 34.940 | 43.365 | 29.538 | 266.7 | 32:25.481 |
| 16 | 2 | 1:45.413 | 32.253 | 44.105 | 29.055 | 266.7 | 34:10.894 |
| 17 | 2 | 1:45.122 | 32.345 | 43.406 | 29.371 | 259.0 | 35:56.016 |
| 18 | 2 | 1:46.674 | 31.750 | 45.679 | 29.245 | 265.4 | 37:42.690 |
| 19 | 2 | 1:43.403 | 31.653 | 43.039 | 28.711 | 268.7 | 39:26.093 |
| 20 | 2 | 1:56.001 B | 32.075 | 44.752 | 39.174 | 264.7 | 41:22.094 |
| 21 | 1 | 3:11.253 | 1:50.762 | 48.740 | 31.751 | 262.8 | 44:33.347 |
| 22 | 1 | 1:48.668 | 32.660 | 46.156 | 29.852 | 262.8 | 46:22.015 |
| 23 | 1 | 1:47.035 | 32.165 | 45.651 | 29.219 | 266.7 | 48:09.050 |
| 24 | 1 | 1:45.434 | 32.184 | 44.096 | 29.154 | 268.0 | 49:54.484 |
| 25 | 1 | 1:46.631 | 32.226 | 44.505 | 29.900 | 269.3 | 51:41.115 |
| 26 | 1 | 1:49.665 | 32.720 | 47.145 | 29.800 | 267.3 | 53:30.780 |
| 27 | 1 | 1:48.018 | 32.686 | 45.825 | 29.507 | 266.7 | 55:18.798 |
| 28 | 1 | 1:45.955 | 32.673 | 43.995 | 29.287 | 268.0 | 57:04.753 |
| 29 | 1 | 1:47.877 | 32.646 | 44.778 | 30.453 | 267.3 | 58:52.630 |
| 30 | 1 | 1:46.928 | 33.819 | 43.700 | 29.409 | 268.7 | 1:00:39.558 |
| 31 | 1 | 1:45.629 | 32.296 | 43.813 | 29.520 | 267.3 | 1:02:25.187 |
| 32 | 1 | 1:46.519 | 32.703 | 43.914 | 29.902 | 270.0 | 1:04:11.706 |
| 33 | 1 | 1:59.101 B | 32.941 | 46.159 | 40.001 | 266.0 | 1:06:10.807 |
| 34 | 3 | 4:07.898 B | 1:58.770 | 1:15.388 | 53.740 | 175.9 | 1:10:18.705 |

### 7 — Toyota Racing — Toyota TS030 - Hybrid — LMP1
1.Alexander WURZ, 2.Nicolas LAPIERRE

| Lap | D | Time | Sector 1 | Sector 2 | Sector 3 | T. Spd | Elapsed |
|---|---|---|---|---|---|---|---|
| 1 | 2 | 2:09.813 | 44.853 | 50.850 | 34.110 | 255.3 | 2:09.813 |
| 2 | 2 | 2:00.862 | 35.762 | 49.698 | 35.402 | 255.3 | 4:10.675 |
| 3 | 2 | 1:58.670 | 35.222 | 49.046 | 34.402 | 256.5 | 6:09.345 |
| 4 | 2 | 2:01.947 | 35.126 | 47.811 | 39.010 | 241.1 | 8:11.292 |
| 5 | 2 | 2:05.460 B | 36.399 | 47.405 | 41.656 | 256.5 | 10:16.752 |
| 6 | 2 | 2:51.434 | 1:27.103 | 45.594 | 38.737 | 258.4 | 13:08.186 |
| 7 | 2 | 1:52.380 | 32.943 | 47.370 | 32.067 | 258.4 | 15:00.566 |
| 8 | 2 | 1:49.861 | 33.055 | 44.657 | 32.149 | 262.8 | 16:50.427 |
| 9 | 2 | 1:52.925 | 34.392 | 45.932 | 32.601 | 259.6 | 18:43.352 |
| 10 | 2 | 1:50.265 | 33.084 | 46.127 | 31.054 | 259.6 | 20:33.617 |
| 11 | 2 | 1:59.970 B | 34.577 | 44.826 | 40.567 | 259.0 | 22:33.587 |
| 12 | 2 | 2:50.485 | 1:33.453 | 46.628 | 30.404 | 256.5 | 25:24.072 |
| 13 | 2 | 1:43.843 | 32.106 | 42.838 | 28.899 | 262.8 | 27:07.915 |
| 14 | 2 | 3:05.426 | 32.176 | 43.842 | 1:49.408 | 263.4 | 30:13.341 |
| 15 | 2 | 1:47.621 | 33.093 | 44.408 | 30.120 | 259.6 | 32:00.962 |
| 16 | 2 | 1:44.952 | 32.136 | 43.465 | 29.351 | 261.5 | 33:45.914 |
| 17 | 2 | 1:48.675 | 32.050 | 45.287 | 31.338 | 259.0 | 35:34.589 |
| 18 | 2 | 1:56.934 B | 32.299 | 43.324 | 41.311 | 262.8 | 37:31.523 |
| 19 | 2 | 11:25.349 | ... | 43.501 | 32.768 | 261.5 | 48:56.872 |
| 20 | 2 | 1:46.956 | 31.960 | 44.093 | 30.903 | 262.1 | 50:43.828 |
| 21 | 2 | 1:45.679 | 32.624 | 44.386 | 28.669 | 261.5 | 52:29.507 |
| 22 | 2 | 1:55.306 B | 32.713 | 44.143 | 38.450 | 261.5 | 54:24.813 |
| 23 | 1 | 3:10.573 | 1:53.681 | 46.310 | 30.582 | 259.6 | 57:35.386 |
| 24 | 1 | 1:48.665 | 33.975 | 45.071 | 29.619 | 260.9 | 59:24.051 |
| 25 | 1 | 1:49.090 | 34.092 | 45.020 | 29.978 | 259.0 | 1:01:13.141 |
| 26 | 1 | 1:47.634 | 32.574 | 44.943 | 30.117 | 262.1 | 1:03:00.775 |
| 27 | 1 | 1:46.821 | 32.988 | 44.498 | 29.335 | 261.5 | 1:04:47.596 |
| 28 | 1 | 1:49.530 | 32.621 | 46.518 | 30.391 | 259.6 | 1:06:37.126 |
| 29 | 1 | 2:24.347 B | 34.023 | 1:02.660 | 47.664 | 248.3 | 1:09:01.473 |

### 8 — Toyota Racing — Toyota TS030 - Hybrid — LMP1
1.Anthony DAVIDSON, 2.Sébastien BUEMI, 3.Stéphane SARRAZIN

| Lap | D | Time | Sector 1 | Sector 2 | Sector 3 | T. Spd | Elapsed |
|---|---|---|---|---|---|---|---|
| 1 | 1 | 2:10.645 B | 37.380 | 51.155 | 42.110 | 247.1 | 2:10.645 |
| 2 | 1 | 3:04.899 | 1:37.328 | 49.457 | 38.114 | 222.2 | 5:15.544 |
| 3 | 1 | 1:58.052 | 35.545 | 46.387 | 36.120 | 252.9 | 7:13.596 |

FIA WORLD ENDURANCE CHAMPIONSHIP

6 HOURS OF SILVERSTONE

TUDOR

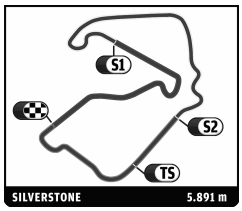


# FIA WEC
## 6 HOURS OF SILVERSTONE
## FREE PRACTICE 2

## Sector Analysis

Personal Best | Session Best | **B** Crossing the finish line in pit lane

| Lap | D | Time | Sector 1 | Sector 2 | Sector 3 | T. Spd | Elapsed |
|---|---|---|---|---|---|---|---|
| 4 | 1 | 1:55.250 | 34.313 | 45.772 | 35.165 | 255.9 | 9:08.846 |
| 5 | 1 | 2:10.185 B | 34.003 | 53.225 | 42.957 | 252.3 | 11:19.031 |
| 6 | 1 | 4:26.862 | 3:06.182 | 47.279 | 33.401 | 254.1 | 15:45.893 |
| 7 | 1 | 1:50.228 | 33.813 | 44.671 | 31.744 | 254.7 | 17:36.121 |
| 8 | 1 | 1:48.967 | 33.183 | 44.658 | 31.126 | 257.1 | 19:25.088 |
| 9 | 1 | 2:00.476 B | 34.231 | 46.254 | 39.991 | 253.5 | 21:25.564 |
| 10 | 1 | 2:56.299 | 1:34.800 | 49.027 | 32.472 | 255.3 | 24:21.863 |
| 11 | 1 | 1:49.338 | 34.077 | 44.388 | 30.873 | 258.4 | 26:11.201 |
| 12 | 1 | 1:47.460 | 33.806 | 43.762 | 29.892 | 257.8 | 27:58.661 |
| 13 | 1 | 1:46.554 | 32.901 | 43.935 | 29.718 | 257.1 | 29:45.215 |
| 14 | 1 | 1:45.520 | 32.294 | 43.774 | 29.452 | 255.3 | 31:30.735 |
| 15 | 1 | 2:02.045 B | 32.845 | 49.344 | 39.856 | 255.3 | 33:32.780 |
| 16 | 1 | 2:47.882 | 1:33.597 | 45.140 | 29.145 | 255.9 | 36:20.662 |
| 17 | 1 | 1:46.394 | 33.049 | 43.386 | 29.959 | 259.0 | 38:07.056 |
| 18 | 1 | 1:45.613 | 32.358 | 44.244 | 29.011 | 255.9 | 39:52.669 |
| 19 | 1 | 1:46.218 | 32.348 | 44.784 | 29.086 | 254.7 | 41:38.887 |
| 20 | 1 | 1:55.235 B | 32.591 | 43.553 | 39.091 | 258.4 | 43:34.122 |
| 21 | 2 | 3:15.533 | 1:57.403 | 47.457 | 30.673 | 254.7 | 46:49.655 |
| 22 | 2 | 1:48.109 | 32.950 | 45.243 | 29.916 | 256.5 | 48:37.764 |
| 23 | 2 | 1:49.918 | 32.519 | 47.997 | 29.402 | 254.1 | 50:27.682 |
| 24 | 2 | 1:57.354 B | 32.549 | 45.400 | 39.405 | 255.3 | 52:25.036 |
| 25 | 2 | 12:19.987 | ... | 44.278 | 29.267 | 259.6 | 1:04:45.023 |
| 26 | 2 | 1:46.592 | 32.033 | 44.067 | 30.492 | 258.4 | 1:06:31.615 |
| 27 | 2 | 2:23.378 B | 33.449 | 1:05.923 | 44.006 | 216.4 | 1:08:54.993 |

### 12 Rebellion Racing — Lola B12/60 Coupé - Toyota
1.Nicolas PROST 3.Nick HEIDFELD 2.Neel JANI — LMP1

| Lap | D | Time | Sector 1 | Sector 2 | Sector 3 | T. Spd | Elapsed |
|---|---|---|---|---|---|---|---|
| 1 | 2 | 8:43.852 B | 7:08.517 | 51.814 | 43.521 | 243.8 | 8:43.852 |
| 2 | 2 | 3:50.378 | 2:27.891 | 46.930 | 35.557 | 265.4 | 12:34.230 |
| 3 | 2 | 1:52.712 | 34.934 | 44.858 | 32.920 | 267.3 | 14:26.942 |
| 4 | 2 | 1:49.815 | 33.563 | 44.425 | 31.827 | 268.0 | 16:16.757 |
| 5 | 2 | 1:48.230 | 32.902 | 44.340 | 30.988 | 270.0 | 18:04.987 |
| 6 | 2 | 1:48.507 | 32.805 | 43.743 | 31.959 | 268.7 | 19:53.494 |
| 7 | 2 | 1:47.537 | 32.511 | 44.733 | 30.293 | 269.3 | 21:41.031 |
| 8 | 2 | 1:50.520 | 34.761 | 44.064 | 31.695 | 233.3 | 23:31.551 |
| 9 | 2 | 1:47.065 | 32.730 | 44.437 | 29.898 | 268.0 | 25:18.616 |
| 10 | 2 | 1:45.379 | 32.265 | 43.714 | 29.400 | 268.0 | 27:03.995 |
| 11 | 2 | 1:54.623 | 33.231 | 45.433 | 35.959 | 267.3 | 28:58.618 |
| 12 | 2 | 1:58.174 B | 32.371 | 46.050 | 39.753 | 263.4 | 30:56.792 |
| 13 | 2 | 8:12.978 | 6:58.258 | 44.957 | 29.763 | 267.3 | 39:09.770 |
| 14 | 2 | 1:48.479 | 32.745 | 45.668 | 30.066 | 266.7 | 40:58.249 |
| 15 | 2 | 1:47.166 | 32.537 | 44.907 | 29.722 | 266.7 | 42:45.415 |
| 16 | 2 | 1:47.101 | 32.589 | 44.338 | 30.174 | 268.7 | 44:32.516 |
| 17 | 2 | 1:45.611 | 32.497 | 43.942 | 29.172 | 268.7 | 46:18.127 |
| 18 | 2 | 1:58.623 B | 33.327 | 45.197 | 40.099 | 268.0 | 48:16.750 |
| 19 | 1 | 4:51.553 | 3:31.147 | 49.522 | 30.884 | 262.8 | 53:08.303 |
| 20 | 1 | 1:50.392 | 33.193 | 47.117 | 30.082 | 266.7 | 54:58.695 |
| 21 | 1 | 1:50.800 | 35.444 | 44.541 | 30.815 | 268.0 | 56:49.495 |
| 22 | 1 | 1:50.768 | 33.941 | 46.802 | 30.025 | 268.0 | 58:40.263 |
| 23 | 1 | 1:46.943 | 32.770 | 44.357 | 29.816 | 268.0 | 1:00:27.206 |
| 24 | 1 | 1:46.673 | 32.737 | 44.119 | 29.817 | 268.0 | 1:02:13.879 |
| 25 | 1 | 1:49.590 | 33.578 | 45.222 | 30.790 | 269.3 | 1:04:03.469 |
| 26 | 1 | 1:47.409 | 32.555 | 44.028 | 30.826 | 270.0 | 1:05:50.878 |
| 27 | 1 | 2:09.908 B | 33.097 | 54.897 | 41.914 | 260.2 | 1:08:00.786 |
| 28 | 3 | 7:03.648 | 5:29.606 | 57.774 | 36.268 | 257.1 | 1:15:04.434 |
| 29 | 3 | 2:09.761 | 39.677 | 53.952 | 36.132 | 259.0 | 1:17:14.195 |
| 30 | 3 | 2:11.065 | 40.731 | 53.731 | 36.603 | 258.4 | 1:19:25.260 |
| 31 | 3 | 2:26.663 B | 41.892 | 1:00.661 | 44.110 | 239.5 | 1:21:51.923 |
| 32 | 3 | 5:07.229 | 3:28.260 | 1:01.186 | 37.783 | 255.3 | 1:26:59.152 |
| 33 | 3 | 2:09.727 | 40.342 | 53.167 | 36.218 | 257.8 | 1:29:08.879 |
| 34 | 3 | 2:08.095 | 38.931 | 52.978 | 36.186 | 257.8 | 1:31:16.974 |

### 13 Rebellion Racing — Lola B12/60 Coupé - Toyota
1.Andrea BELICCHI 3.Cong FU CHENG 2.Mathias BECHE — LMP1

| Lap | D | Time | Sector 1 | Sector 2 | Sector 3 | T. Spd | Elapsed |
|---|---|---|---|---|---|---|---|
| 1 | 3 | 6:46.786 | 5:17.254 | 52.163 | 37.369 | 229.8 | 6:46.786 |
| 2 | 3 | 2:00.714 | 35.949 | 48.243 | 36.522 | 231.3 | 8:47.500 |
| 3 | 3 | 1:57.297 | 35.422 | 48.592 | 33.283 | 263.4 | 10:44.797 |
| 4 | 3 | 1:56.236 | 35.068 | 47.885 | 33.283 | 263.4 | 12:41.033 |
| 5 | 3 | 1:56.352 | 35.046 | 48.061 | 33.245 | 262.1 | 14:37.385 |
| 6 | 3 | 2:05.792 B | 36.384 | 48.698 | 40.710 | 264.1 | 16:43.177 |
| 7 | 3 | 4:26.130 | 3:06.347 | 47.269 | 32.514 | 264.1 | 21:09.307 |
| 8 | 3 | 1:50.254 | 33.737 | 45.473 | 31.044 | 265.4 | 22:59.561 |
| 9 | 3 | 1:49.166 | 33.481 | 44.846 | 30.839 | 268.0 | 24:48.727 |
| 10 | 3 | 1:51.099 | 33.412 | 45.793 | 31.894 | 268.0 | 26:39.826 |
| 11 | 3 | 1:58.706 B | 34.233 | 45.338 | 39.135 | 266.0 | 28:38.532 |
| 12 | 2 | 5:40.630 | 4:20.615 | 49.186 | 30.829 | 260.9 | 34:19.162 |
| 13 | 2 | 1:48.333 | 33.255 | 45.536 | 29.542 | 262.1 | 36:07.495 |
| 14 | 2 | 1:46.909 | 33.051 | 44.473 | 29.385 | 265.4 | 37:54.404 |
| 15 | 2 | 1:48.302 | 34.417 | 44.650 | 29.235 | 264.1 | 39:42.706 |
| 16 | 2 | 1:47.214 | 33.221 | 44.625 | 29.368 | 264.7 | 41:29.920 |
| 17 | 2 | 1:48.933 | 32.608 | 45.840 | 30.485 | 264.1 | 43:18.853 |
| 18 | 2 | 1:46.335 | 32.754 | 44.496 | 29.085 | 266.7 | 45:05.188 |
| 19 | 2 | 1:46.604 | 32.542 | 44.952 | 29.110 | 265.4 | 46:51.792 |
| 20 | 2 | 1:47.571 | 32.557 | 45.572 | 29.442 | 264.7 | 48:39.363 |
| 21 | 2 | 1:49.501 | 32.531 | 47.002 | 29.968 | 264.1 | 50:28.864 |
| 22 | 2 | 1:46.975 | 32.639 | 44.895 | 29.441 | 267.3 | 52:15.839 |
| 23 | 2 | 2:00.934 B | 34.292 | 46.953 | 39.689 | 265.4 | 54:16.773 |
| 24 | 1 | 4:37.483 | 3:18.545 | 48.614 | 30.324 | 260.9 | 58:54.256 |
| 25 | 1 | 1:51.565 | 35.561 | 46.265 | 29.739 | 266.0 | 1:00:45.821 |
| 26 | 1 | 1:47.240 | 33.010 | 44.935 | 29.295 | 264.1 | 1:02:33.061 |
| 27 | 1 | 1:51.296 | 33.033 | 46.642 | 31.621 | 264.1 | 1:04:24.357 |
| 28 | 1 | 1:48.675 | 32.988 | 45.868 | 29.819 | 264.7 | 1:06:13.032 |
| 29 | 1 | 2:25.207 B | 33.136 | 1:03.821 | 48.250 | 221.8 | 1:08:38.239 |

### 21 Strakka Racing — HPD ARX 03c - Honda
1.Nick LEVENTIS 3.Jonny KANE 2.Danny WATTS — LMP1

| Lap | D | Time | Sector 1 | Sector 2 | Sector 3 | T. Spd | Elapsed |
|---|---|---|---|---|---|---|---|
| 1 | 2 | 5:14.979 | 3:46.948 | 50.001 | 38.030 | 215.6 | 5:14.979 |
| 2 | 2 | 2:01.826 | 36.372 | 48.577 | 36.877 | 256.5 | 7:16.805 |
| 3 | 2 | 1:59.071 | 35.393 | 48.180 | 35.498 | 237.9 | 9:15.876 |
| 4 | 2 | 1:58.446 | 35.322 | 49.056 | 34.068 | 259.6 | 11:14.322 |
| 5 | 2 | 1:56.972 | 35.182 | 48.320 | 33.470 | 258.4 | 13:11.294 |
| 6 | 2 | 2:04.722 B | 34.871 | 48.189 | 41.662 | 259.6 | 15:16.016 |
| 7 | 2 | 8:35.611 | 7:13.904 | 49.257 | 32.450 | 259.6 | 23:51.627 |
| 8 | 2 | 1:50.084 | 33.337 | 46.134 | 30.613 | 258.4 | 25:41.711 |
| 9 | 2 | 1:47.148 | 32.397 | 44.223 | 30.528 | 260.9 | 27:28.859 |
| 10 | 2 | 1:49.029 | 32.684 | 43.856 | 32.489 | 260.9 | 29:17.888 |
| 11 | 2 | 1:51.090 | 32.024 | 47.033 | 32.033 | 260.9 | 31:08.978 |
| 12 | 2 | 1:45.999 | 32.160 | 43.994 | 29.845 | 259.6 | 32:54.977 |
| 13 | 2 | 1:57.077 B | 32.283 | 44.823 | 39.971 | 260.2 | 34:52.054 |
| 14 | 2 | 4:56.160 | 3:38.979 | 47.220 | 29.961 | 261.5 | 39:48.214 |
| 15 | 2 | 1:47.022 | 33.250 | 44.624 | 29.148 | 260.9 | 41:35.236 |
| 16 | 2 | 1:45.352 | 32.188 | 43.740 | 29.424 | 261.5 | 43:20.588 |
| 17 | 2 | 1:55.908 B | 32.421 | 44.233 | 39.254 | 261.5 | 45:16.496 |
| 18 | 2 | 3:01.064 | 1:43.869 | 47.516 | 29.679 | 260.2 | 48:17.560 |

FIA WORLD ENDURANCE CHAMPIONSHIP

6 HOURS OF SILVERSTONE

TUDOR

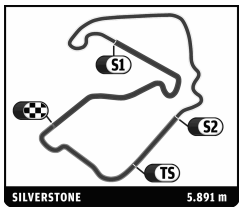


# FIA WEC
## 6 HOURS OF SILVERSTONE
## FREE PRACTICE 2

## Sector Analysis

Personal Best | Session Best | B Crossing the finish line in pit lane

| Lap | D | Time | Sector 1 | Sector 2 | Sector 3 | T. Spd | Elapsed |
|---|---|---|---|---|---|---|---|
| 19 | 2 | 1:45.287 | 32.427 | 43.666 | 29.194 | 264.7 | 50:02.847 |
| 20 | 2 | 1:59.031 B | 32.216 | 44.402 | 42.413 | 264.1 | 52:01.878 |
| 21 | 1 | 3:36.350 | 2:10.724 | 51.671 | 33.955 | 264.7 | 55:38.228 |
| 22 | 1 | 1:58.862 | 35.630 | 50.083 | 33.149 | 260.2 | 57:37.090 |
| 23 | 1 | 1:56.876 | 34.686 | 49.828 | 32.362 | 261.5 | 59:33.966 |
| 24 | 1 | 2:00.056 | 37.870 | 49.832 | 32.354 | 261.5 | 1:01:34.022 |
| 25 | 1 | 1:57.502 | 34.822 | 49.975 | 32.705 | 260.9 | 1:03:31.524 |
| 26 | 1 | 1:54.042 | 34.887 | 47.792 | 31.363 | 259.6 | 1:05:25.566 |
| 27 | 1 | 2:31.432 B | 33.919 | 1:09.113 | 48.400 | 194.2 | 1:07:56.998 |
| 28 | 1 | 12:00.282 | ... | 1:00.590 | 40.097 | 248.3 | 1:19:57.280 |
| 29 | 1 | 2:24.302 | 46.232 | 59.513 | 38.557 | 246.6 | 1:22:21.582 |
| 30 | 1 | 2:16.207 | 41.267 | 57.450 | 37.490 | 250.6 | 1:24:37.789 |
| 31 | 1 | 2:20.171 | 42.606 | 59.766 | 37.799 | 252.3 | 1:26:57.960 |
| 32 | 1 | 2:27.364 B | 43.000 | 56.388 | 47.976 | 251.7 | 1:29:25.324 |

### 24 OAK Racing — Morgan - Nissan (LMP2)
1.Olivier PLA, 2.David HEINEMEIER HANSSON, 3.Alex BRUNDLE

| Lap | D | Time | Sector 1 | Sector 2 | Sector 3 | T. Spd | Elapsed |
|---|---|---|---|---|---|---|---|
| 1 | 2 | 9:51.099 B | 2:06.847 | 50.338 | 6:53.914 | 248.3 | 9:51.099 |
| 2 | 2 | 12:58.331 | ... | 50.545 | 33.607 | 249.4 | 22:49.430 |
| 3 | 2 | 1:56.908 | 35.440 | 48.698 | 32.770 | 253.5 | 24:46.338 |
| 4 | 2 | 1:58.111 | 35.892 | 49.840 | 32.379 | 250.6 | 26:44.449 |
| 5 | 2 | 1:56.504 | 35.335 | 48.763 | 32.406 | 252.3 | 28:40.953 |
| 6 | 2 | 1:55.788 | 35.145 | 48.611 | 32.032 | 253.5 | 30:36.741 |
| 7 | 2 | 1:56.593 | 35.979 | 48.716 | 31.898 | 253.5 | 32:33.334 |
| 8 | 2 | 1:57.527 | 35.064 | 49.393 | 33.070 | 252.9 | 34:30.861 |
| 9 | 2 | 1:56.256 | 35.077 | 49.100 | 32.079 | 251.7 | 36:27.117 |
| 10 | 2 | 2:04.841 B | 35.145 | 48.463 | 41.233 | 253.5 | 38:31.958 |
| 11 | 2 | 5:41.633 | 4:20.500 | 49.104 | 32.029 | 252.9 | 44:13.591 |
| 12 | 2 | 1:53.811 | 34.369 | 47.741 | 31.701 | 254.1 | 46:07.402 |
| 13 | 2 | 1:51.724 | 33.988 | 46.634 | 31.102 | 252.9 | 47:59.126 |
| 14 | 2 | 1:51.622 | 34.123 | 46.687 | 30.812 | 253.5 | 49:50.748 |
| 15 | 2 | 1:54.799 | 34.405 | 49.386 | 31.008 | 252.9 | 51:45.547 |
| 16 | 2 | 2:03.522 B | 34.825 | 48.229 | 40.468 | 253.5 | 53:49.069 |
| 17 | 1 | 3:56.044 | 2:36.895 | 47.790 | 31.359 | 252.3 | 57:45.113 |
| 18 | 1 | 1:52.225 | 34.488 | 46.871 | 30.866 | 251.2 | 59:37.338 |
| 19 | 1 | 1:54.574 | 34.852 | 49.008 | 30.714 | 252.3 | 1:01:31.912 |
| 20 | 1 | 1:51.927 | 34.249 | 46.882 | 30.796 | 252.9 | 1:03:23.839 |
| 21 | 1 | 1:50.699 | 33.920 | 46.217 | 30.562 | 252.3 | 1:05:14.538 |
| 22 | 1 | 2:12.123 B | 33.869 | 55.298 | 42.956 | 246.0 | 1:07:26.661 |

### 25 Delta-ADR — Oreca 03 - Nissan (LMP2)
1.Tor GRAVES, 2.Antonio PIZZONIA, 3.James WALKER

| Lap | D | Time | Sector 1 | Sector 2 | Sector 3 | T. Spd | Elapsed |
|---|---|---|---|---|---|---|---|
| 1 | 2 | 2:18.733 | 50.348 | 52.137 | 36.248 | 246.0 | 2:18.733 |
| 2 | 2 | 2:00.957 | 36.450 | 48.682 | 35.825 | 249.4 | 4:19.690 |
| 3 | 2 | 1:58.848 | 36.249 | 47.536 | 35.063 | 251.2 | 6:18.538 |
| 4 | 2 | 1:57.792 | 35.745 | 47.472 | 34.575 | 249.4 | 8:16.330 |
| 5 | 2 | 2:07.062 B | 35.396 | 49.332 | 42.334 | 251.2 | 10:23.392 |
| 6 | 2 | 5:59.591 | 4:34.403 | 50.708 | 34.480 | 252.3 | 16:22.983 |
| 7 | 2 | 1:57.391 | 35.266 | 48.055 | 34.070 | 251.2 | 18:20.374 |
| 8 | 2 | 1:55.623 | 35.021 | 47.855 | 32.747 | 252.3 | 20:15.997 |
| 9 | 2 | 2:07.333 B | 34.677 | 51.351 | 41.305 | 248.8 | 22:23.330 |
| 10 | 2 | 21:05.803 | ... | 49.711 | 34.562 | 227.4 | 43:29.133 |
| 11 | 2 | 1:51.941 | 34.246 | 46.612 | 31.083 | 251.2 | 45:21.074 |
| 12 | 2 | 2:04.367 | 37.256 | 47.947 | 39.164 | 254.1 | 47:25.441 |
| 13 | 2 | 1:51.378 | 33.993 | 46.680 | 30.705 | 251.7 | 49:16.819 |
| 14 | 2 | 1:51.140 | 33.924 | 46.573 | 30.643 | 252.3 | 51:07.959 |
| 15 | 2 | 2:07.436 B | 35.551 | 49.048 | 42.837 | 251.2 | 53:15.395 |
| 16 | 1 | 6:24.247 | 4:54.599 | 54.803 | 34.845 | 247.7 | 59:39.642 |
| 17 | 1 | 1:58.802 | 37.206 | 49.334 | 32.262 | 247.7 | 1:01:38.444 |
| 18 | 1 | 1:56.832 | 34.986 | 48.791 | 33.055 | 250.6 | 1:03:35.276 |
| 19 | 1 | 1:56.854 | 37.324 | 48.083 | 31.447 | 249.4 | 1:05:32.130 |
| 20 | 1 | 2:35.406 B | 35.028 | 1:15.790 | 44.588 | 240.0 | 1:08:07.536 |
| 21 | 1 | 3:38.498 B | 1:27.832 | 1:18.401 | 52.265 | 168.0 | 1:11:46.034 |

### 26 G-Drive Racing — Oreca 03 - Nissan (LMP2)
1.Roman RUSINOV, 2.John MARTIN, 3.Mike CONWAY

| Lap | D | Time | Sector 1 | Sector 2 | Sector 3 | T. Spd | Elapsed |
|---|---|---|---|---|---|---|---|
| 1 | 1 | 3:07.183 | 1:29.627 | 58.465 | 39.091 | 230.8 | 3:07.183 |
| 2 | 1 | 2:10.724 | 40.650 | 52.788 | 37.286 | 246.0 | 5:17.907 |
| 3 | 1 | 2:03.145 | 37.936 | 49.305 | 35.904 | 246.6 | 7:21.052 |
| 4 | 1 | 2:00.888 | 36.709 | 48.886 | 35.293 | 245.5 | 9:21.940 |
| 5 | 1 | 2:03.101 | 36.074 | 50.413 | 36.614 | 247.7 | 11:25.041 |
| 6 | 1 | 1:57.617 | 35.732 | 47.554 | 34.331 | 247.7 | 13:22.658 |
| 7 | 1 | 1:56.761 | 35.758 | 47.449 | 33.554 | 246.0 | 15:19.419 |
| 8 | 1 | 1:57.188 | 35.642 | 47.268 | 34.278 | 247.1 | 17:16.607 |
| 9 | 1 | 2:07.526 B | 37.245 | 47.652 | 42.629 | 246.6 | 19:24.133 |
| 10 | 1 | 6:52.410 | 5:32.056 | 48.094 | 32.260 | 246.0 | 26:16.543 |
| 11 | 1 | 1:55.040 | 35.369 | 47.504 | 32.167 | 248.3 | 28:11.583 |
| 12 | 1 | 1:54.658 | 35.108 | 47.399 | 32.151 | 246.0 | 30:06.241 |
| 13 | 1 | 1:55.753 | 35.033 | 48.090 | 32.630 | 247.7 | 32:01.994 |
| 14 | 1 | 2:02.799 B | 35.176 | 47.502 | 40.121 | 247.7 | 34:04.793 |
| 15 | 3 | 7:05.661 | 5:45.946 | 48.332 | 31.383 | 246.0 | 41:10.454 |
| 16 | 3 | 1:51.840 | 34.704 | 46.844 | 30.292 | 247.7 | 43:02.294 |
| 17 | 3 | 1:50.166 | 34.066 | 45.785 | 30.315 | 247.7 | 44:52.460 |
| 18 | 3 | 1:51.723 | 34.181 | 46.010 | 31.532 | 248.3 | 46:44.183 |
| 19 | 3 | 2:02.631 B | 36.804 | 46.287 | 39.540 | 248.8 | 48:46.814 |
| 20 | 2 | 5:26.542 | 4:06.591 | 48.741 | 31.210 | 247.7 | 54:13.356 |
| 21 | 2 | 1:53.989 | 35.503 | 46.246 | 32.240 | 251.2 | 56:07.345 |
| 22 | 2 | 1:53.390 | 34.115 | 47.565 | 31.710 | 252.3 | 58:00.735 |
| 23 | 2 | 1:50.832 | 34.206 | 46.200 | 30.426 | 249.4 | 59:51.567 |
| 24 | 2 | 1:50.212 | 33.725 | 46.097 | 30.390 | 251.2 | 1:01:41.779 |
| 25 | 2 | 2:03.093 B | 34.680 | 47.660 | 40.753 | 249.4 | 1:03:44.872 |

### 31 Lotus — Lotus T128 (LMP2)
1.Kevin WEEDA, 2.Vitantonio LIUZZI, 3.Christophe BOUCHUT

| Lap | D | Time | Sector 1 | Sector 2 | Sector 3 | T. Spd | Elapsed |
|---|---|---|---|---|---|---|---|
| 1 | 2 | 37:17.050 | ... | 57.104 | 35.199 | 246.0 | 37:17.050 |
| 2 | 2 | 2:03.334 | 38.211 | 52.108 | 33.015 | 248.8 | 39:20.384 |
| 3 | 2 | 1:59.423 | 36.027 | 50.664 | 32.732 | 250.6 | 41:19.807 |
| 4 | 2 | 2:13.651 B | 35.935 | 51.447 | 46.269 | 250.0 | 43:33.458 |
| 5 | 2 | 22:51.192 | ... | 55.929 | 32.880 | 248.8 | 1:06:24.650 |
| 6 | 2 | 2:39.127 B | 37.374 | 1:08.235 | 53.518 | 212.6 | 1:09:03.777 |
| 7 | 2 | 9:41.464 | 8:03.388 | 59.736 | 38.340 | 243.8 | 1:18:45.241 |
| 8 | 2 | 2:19.335 | 42.206 | 58.369 | 38.760 | 242.2 | 1:21:04.576 |
| 9 | 2 | 2:15.748 | 41.406 | 56.798 | 37.544 | 245.5 | 1:23:20.324 |
| 10 | 2 | 2:15.283 | 40.764 | 56.939 | 37.580 | 246.0 | 1:25:35.607 |
| 11 | 2 | 2:14.902 | 41.477 | 56.179 | 37.246 | 246.6 | 1:27:50.509 |
| 12 | 2 | 2:20.985 | 40.700 | 57.104 | 43.181 | 247.7 | 1:30:11.494 |

### 32 Lotus — Lotus T128 (LMP2)
1.Thomas HOLZER, 2.Dominik KRAIHAMER, 3.Jan CHAROUZ

| Lap | D | Time | Sector 1 | Sector 2 | Sector 3 | T. Spd | Elapsed |
|---|---|---|---|---|---|---|---|
| 1 | 3 | 1:23:51.441 | ... | 1:05.825 | 42.405 | 233.3 | 1:23:51.441 |
| 2 | 3 | 2:26.356 | 46.068 | 1:00.807 | 39.481 | 240.5 | 1:26:17.797 |
| 3 | 3 | 2:23.886 | 42.824 | 1:00.679 | 40.383 | 241.1 | 1:28:41.683 |
| 4 | 3 | 2:25.067 | 42.999 | 1:01.134 | 40.934 | 241.1 | 1:31:06.750 |

FIA WORLD ENDURANCE CHAMPIONSHIP

6 HOURS OF SILVERSTONE

TUDOR

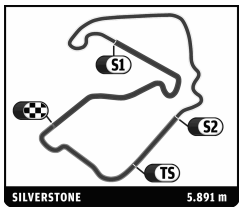


# FIA WEC
## 6 HOURS OF SILVERSTONE
## FREE PRACTICE 2

## Sector Analysis

Personal Best | Session Best | **B** Crossing the finish line in pit lane

### 35 — OAK Racing — Morgan - Nissan — LMP2
1.Bertrand BAGUETTE 2.Ricardo GONZALEZ 3.Martin PLOWMANN

| Lap | D | Time | Sector 1 | Sector 2 | Sector 3 | T. Spd | Elapsed |
|---|---|---|---|---|---|---|---|
| 1 | 1 | 3:38.388 B | 1:56.127 | 58.401 | 43.860 | 246.6 | 3:38.388 |
| 2 | 3 | 9:15.114 | 7:47.168 | 52.311 | 35.635 | 248.8 | 12:53.502 |
| 3 | 3 | 1:58.680 | 36.146 | 48.208 | 34.326 | 250.6 | 14:52.182 |
| 4 | 3 | 1:57.044 | 35.124 | 48.160 | 33.760 | 251.7 | 16:49.226 |
| 5 | 3 | 1:56.941 | 34.903 | 48.791 | 33.247 | 252.3 | 18:46.167 |
| 6 | 3 | 1:55.467 | 34.841 | 48.018 | 32.608 | 252.9 | 20:41.634 |
| 7 | 3 | 2:07.011 B | 34.723 | 49.852 | 42.436 | 252.9 | 22:48.645 |
| 8 | 3 | 4:42.809 | 3:20.740 | 48.845 | 33.224 | 237.9 | 27:31.454 |
| 9 | 3 | 1:54.250 | 35.138 | 46.711 | 32.401 | 252.3 | 29:25.704 |
| 10 | 3 | 1:53.636 | 33.840 | 47.541 | 32.255 | 255.3 | 31:19.340 |
| 11 | 3 | 1:52.461 | 35.009 | 46.765 | 30.687 | 253.5 | 33:11.801 |
| 12 | 3 | 1:51.377 | 34.195 | 46.489 | 30.693 | 254.7 | 35:03.178 |
| 13 | 3 | 1:51.251 | 33.923 | 46.631 | 30.697 | 253.5 | 36:54.429 |
| 14 | 3 | 2:02.789 B | 34.527 | 47.425 | 40.837 | 252.9 | 38:57.218 |
| 15 | 2 | 4:40.276 | 3:19.260 | 49.305 | 31.711 | 248.8 | 43:37.494 |
| 16 | 2 | 1:55.358 | 34.727 | 48.604 | 32.027 | 251.7 | 45:32.852 |
| 17 | 2 | 1:57.182 | 35.725 | 49.067 | 32.390 | 249.4 | 47:30.034 |
| 18 | 2 | 1:54.054 | 34.903 | 47.815 | 31.336 | 251.2 | 49:24.088 |
| 19 | 2 | 1:53.259 | 34.638 | 47.490 | 31.131 | 251.7 | 51:17.347 |
| 20 | 2 | 1:54.224 | 34.564 | 48.102 | 31.558 | 252.3 | 53:11.571 |
| 21 | 2 | 1:53.598 | 34.760 | 47.767 | 31.071 | 251.7 | 55:05.169 |
| 22 | 2 | 1:54.216 | 34.515 | 48.175 | 31.526 | 251.7 | 56:59.385 |
| 23 | 2 | 1:52.981 | 34.645 | 47.111 | 31.225 | 253.5 | 58:52.366 |
| 24 | 2 | 1:56.486 | 36.546 | 47.877 | 32.063 | 254.1 | 1:00:48.852 |
| 25 | 2 | 1:53.880 | 34.912 | 47.332 | 31.636 | 251.7 | 1:02:42.732 |
| 26 | 2 | 2:22.409 B | 53.166 | 48.358 | 40.885 | 250.0 | 1:05:05.141 |

### 41 — Greaves Motorsport — Zytek Z11SN - Nissan — LMP2
1.Chris DYSON 2.Michael MARSAL 3.Tom KIMBER-SMITH

| Lap | D | Time | Sector 1 | Sector 2 | Sector 3 | T. Spd | Elapsed |
|---|---|---|---|---|---|---|---|
| 1 | 1 | 6:45.923 | 5:06.078 | 1:00.277 | 39.568 | 231.8 | 6:45.923 |
| 2 | 1 | 2:21.142 B | 41.150 | 55.745 | 44.247 | 240.0 | 9:07.065 |
| 3 | 3 | 19:37.043 | ... | 50.350 | 32.124 | 245.5 | 28:44.108 |
| 4 | 3 | 1:53.377 | 34.299 | 47.813 | 31.265 | 246.6 | 30:37.485 |
| 5 | 3 | 1:57.146 | 36.448 | 47.696 | 33.002 | 250.6 | 32:34.631 |
| 6 | 3 | 1:53.219 | 34.200 | 48.059 | 30.960 | 245.5 | 34:27.850 |
| 7 | 3 | 1:51.202 | 33.866 | 46.617 | 30.719 | 246.6 | 36:19.052 |
| 8 | 3 | 2:02.641 B | 34.910 | 47.362 | 40.369 | 246.6 | 38:21.693 |
| 9 | 3 | 8:03.962 | 6:44.543 | 48.251 | 31.168 | 246.6 | 46:25.655 |
| 10 | 3 | 1:53.707 | 33.869 | 48.940 | 30.898 | 244.9 | 48:19.362 |
| 11 | 3 | 1:50.647 | 33.726 | 46.402 | 30.519 | 248.3 | 50:10.009 |
| 12 | 3 | 1:52.416 | 34.714 | 47.006 | 30.696 | 247.7 | 52:02.425 |
| 13 | 3 | 2:02.435 B | 33.763 | 47.606 | 41.066 | 247.7 | 54:04.860 |
| 14 | 2 | 15:20.083 B | ... | 1:13.467 | 53.005 | 194.2 | 1:09:24.943 |
| 15 | 2 | 10:28.278 | 8:31.544 | 1:11.221 | 45.513 | 185.9 | 1:19:53.221 |
| 16 | 2 | 2:40.204 | 51.250 | 1:05.695 | 43.259 | 189.8 | 1:22:33.425 |
| 17 | 2 | 2:32.067 | 46.374 | 1:03.100 | 42.593 | 210.1 | 1:25:05.492 |
| 18 | 2 | 2:37.804 | 46.077 | 1:04.125 | 47.602 | 220.9 | 1:27:43.296 |
| 19 | 2 | 2:43.180 B | 48.569 | 1:05.073 | 49.538 | 202.2 | 1:30:26.476 |

### 45 — OAK Racing — Morgan - Nissan — LMP2
1.Jacques NICOLET 2.Jean-Marc MERLIN

| Lap | D | Time | Sector 1 | Sector 2 | Sector 3 | T. Spd | Elapsed |
|---|---|---|---|---|---|---|---|
| 1 | 2 | 4:15.118 | 2:38.267 | 57.988 | 38.863 | 244.3 | 4:15.118 |
| 2 | 2 | 2:16.786 | 42.771 | 55.757 | 38.258 | 244.9 | 6:31.904 |
| 3 | 2 | 2:15.426 | 40.472 | 57.099 | 37.855 | 244.9 | 8:47.330 |
| 4 | 2 | 2:13.403 | 39.883 | 55.962 | 37.558 | 244.3 | 11:00.733 |
| 5 | 2 | 2:16.243 | 40.693 | 57.980 | 37.570 | 244.3 | 13:16.976 |
| 6 | 2 | 2:29.785 B | 43.155 | 59.630 | 47.000 | 242.7 | 15:46.761 |
| 7 | 2 | 4:23.060 | 2:51.834 | 55.391 | 35.835 | 246.6 | 20:09.821 |
| 8 | 2 | 2:04.108 | 37.775 | 51.954 | 34.379 | 250.6 | 22:13.929 |
| 9 | 2 | 2:04.413 | 37.529 | 51.398 | 35.486 | 250.6 | 24:18.342 |
| 10 | 2 | 2:07.330 | 41.701 | 51.974 | 33.655 | 249.4 | 26:25.672 |
| 11 | 2 | 2:02.080 | 37.595 | 51.174 | 33.311 | 250.6 | 28:27.752 |
| 12 | 2 | 1:59.432 | 36.075 | 50.060 | 33.297 | 251.2 | 30:27.184 |
| 13 | 2 | 2:10.657 B | 35.885 | 50.357 | 44.415 | 252.9 | 32:37.841 |
| 14 | 1 | 4:45.426 | 3:19.161 | 52.308 | 33.957 | 251.2 | 37:23.267 |
| 15 | 1 | 1:58.768 | 36.666 | 50.059 | 32.043 | 253.5 | 39:22.035 |
| 16 | 1 | 1:59.870 | 38.087 | 49.847 | 31.936 | 251.2 | 41:21.905 |
| 17 | 1 | 1:59.266 | 35.935 | 50.327 | 33.004 | 252.3 | 43:21.171 |
| 18 | 1 | 1:59.187 | 36.108 | 49.525 | 33.554 | 252.9 | 45:20.358 |
| 19 | 1 | 1:58.104 | 36.306 | 49.356 | 32.442 | 251.2 | 47:18.462 |
| 20 | 1 | 2:12.695 B | 36.887 | 50.914 | 44.894 | 249.4 | 49:31.157 |
| 21 | 1 | 4:35.587 | 3:12.737 | 50.957 | 31.893 | 251.7 | 54:06.744 |
| 22 | 1 | 1:58.995 | 35.419 | 50.418 | 33.158 | 250.6 | 56:05.739 |
| 23 | 1 | 1:57.030 | 35.012 | 49.523 | 32.495 | 251.7 | 58:02.769 |
| 24 | 1 | 1:55.717 | 35.332 | 49.181 | 31.204 | 252.9 | 59:58.486 |
| 25 | 1 | 1:54.669 | 34.835 | 48.842 | 30.992 | 254.7 | 1:01:53.155 |
| 26 | 1 | 2:09.669 B | 36.654 | 49.877 | 43.138 | 252.9 | 1:04:02.824 |
| 27 | 2 | 6:10.077 B | 4:04.070 | 1:13.488 | 52.519 | 170.1 | 1:10:12.901 |

### 47 — KCMG — Morgan - Nissan — LMP2
1.Alexander IMPERATORI 2.Matthew HOWSON 3.Jim KA TO

| Lap | D | Time | Sector 1 | Sector 2 | Sector 3 | T. Spd | Elapsed |
|---|---|---|---|---|---|---|---|
| 1 | 2 | 14:43.233 | ... | 52.749 | 36.062 | 240.0 | 14:43.233 |
| 2 | 2 | 1:59.537 | 36.365 | 49.436 | 33.736 | 251.7 | 16:42.770 |
| 3 | 2 | 1:57.724 | 35.889 | 48.541 | 33.294 | 252.3 | 18:40.494 |
| 4 | 2 | 1:57.377 | 35.695 | 48.842 | 32.840 | 254.1 | 20:37.871 |
| 5 | 2 | 1:56.843 | 36.474 | 48.304 | 32.065 | 255.3 | 22:34.714 |
| 6 | 2 | 1:53.948 | 34.624 | 47.025 | 32.299 | 255.3 | 24:28.662 |
| 7 | 2 | 1:58.785 | 39.585 | 47.278 | 31.922 | 255.9 | 26:27.447 |
| 8 | 2 | 2:03.951 B | 34.881 | 46.913 | 42.157 | 254.7 | 28:31.398 |
| 9 | 2 | 6:46.740 | 5:27.189 | 47.779 | 31.772 | 252.9 | 35:18.138 |
| 10 | 2 | 1:53.774 | 34.701 | 47.824 | 31.249 | 251.7 | 37:11.912 |
| 11 | 2 | 1:51.992 | 34.354 | 46.790 | 30.848 | 252.9 | 39:03.904 |
| 12 | 2 | 2:08.272 B | 35.428 | 49.965 | 42.879 | 253.5 | 41:12.176 |
| 13 | 3 | 4:22.345 | 2:48.259 | 59.595 | 34.491 | 251.2 | 45:34.521 |
| 14 | 3 | 2:04.131 | 38.287 | 53.317 | 32.527 | 253.5 | 47:38.652 |
| 15 | 3 | 1:59.574 | 36.097 | 51.159 | 32.318 | 252.3 | 49:38.226 |
| 16 | 3 | 1:58.005 | 35.849 | 50.216 | 31.940 | 253.5 | 51:36.231 |
| 17 | 3 | 1:56.709 | 35.415 | 49.223 | 32.071 | 240.0 | 53:32.940 |
| 18 | 3 | 1:56.089 | 35.495 | 48.889 | 31.705 | 254.7 | 55:29.029 |
| 19 | 3 | 1:54.962 | 34.990 | 48.547 | 31.425 | 255.3 | 57:23.991 |
| 20 | 3 | 1:55.674 | 34.941 | 49.134 | 31.599 | 255.3 | 59:19.665 |
| 21 | 3 | 1:59.684 | 34.953 | 48.258 | 36.473 | 242.2 | 1:01:19.349 |
| 22 | 3 | 2:07.843 B | 35.627 | 49.009 | 43.207 | 255.9 | 1:03:27.192 |
| 23 | 3 | 3:00.907 B | 1:20.837 | 55.188 | 44.882 | 231.8 | 1:06:28.099 |

### 49 — Pecom Racing — Oreca 03 - Nissan — LMP2
1.Luis PEREZ COMPANC 2.Nicolas MINASSIAN 3.Pierre KAFFER

| Lap | D | Time | Sector 1 | Sector 2 | Sector 3 | T. Spd | Elapsed |
|---|---|---|---|---|---|---|---|
| 1 | 2 | 6:01.368 | 4:27.465 | 53.614 | 40.289 | 244.9 | 6:01.368 |
| 2 | 2 | 2:09.941 | 40.213 | 49.784 | 39.944 | 208.9 | 8:11.309 |
| 3 | 2 | 2:04.584 | 38.064 | 49.567 | 36.953 | 248.8 | 10:15.893 |
| 4 | 2 | 2:01.648 | 36.822 | 48.825 | 36.001 | 249.4 | 12:17.541 |

FIA WORLD ENDURANCE CHAMPIONSHIP

6 HOURS OF SILVERSTONE

TUDOR

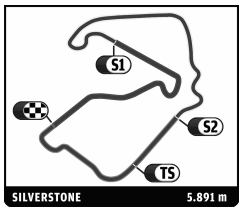


# FIA WEC
## 6 HOURS OF SILVERSTONE
## FREE PRACTICE 2

## Sector Analysis

Personal Best | Session Best | **B** Crossing the finish line in pit lane

| Lap | D | Time | Sector 1 | Sector 2 | Sector 3 | T. Spd | Elapsed |
|---|---|---|---|---|---|---|---|
| 5 | 2 | 1:58.145 | 36.302 | 47.353 | 34.490 | 248.8 | 14:15.686 |
| 6 | 2 | 2:05.048 B | 35.353 | 47.146 | 42.549 | 250.6 | 16:20.734 |
| 7 | 2 | 6:18.267 | 4:53.511 | 50.928 | 33.828 | 248.3 | 22:39.001 |
| 8 | 2 | 1:55.187 | 35.468 | 47.094 | 32.625 | 250.0 | 24:34.188 |
| 9 | 2 | 1:57.849 | 35.138 | 46.943 | 35.768 | 251.2 | 26:32.037 |
| 10 | 2 | 1:53.042 | 34.186 | 47.302 | 31.554 | 248.8 | 28:25.079 |
| 11 | 2 | 1:52.305 | 33.976 | 46.381 | 31.948 | 254.1 | 30:17.384 |
| 12 | 2 | 2:03.050 B | 34.231 | 47.830 | 40.989 | 248.3 | 32:20.434 |
| 13 | 1 | 3:44.983 | 2:22.919 | 49.599 | 32.465 | 247.7 | 36:05.417 |
| 14 | 1 | 1:54.049 | 35.301 | 47.016 | 31.732 | 249.4 | 37:59.466 |
| 15 | 1 | 1:55.893 | 34.923 | 49.160 | 31.810 | 247.7 | 39:55.359 |
| 16 | 1 | 1:55.075 | 34.832 | 48.364 | 31.879 | 248.3 | 41:50.434 |
| 17 | 1 | 1:54.287 | 35.559 | 47.122 | 31.606 | 248.8 | 43:44.721 |
| 18 | 1 | 1:53.585 | 34.834 | 47.388 | 31.363 | 246.6 | 45:38.306 |
| 19 | 1 | 1:55.436 | 35.273 | 48.682 | 31.481 | 247.1 | 47:33.742 |
| 20 | 1 | 2:01.369 | 39.944 | 49.743 | 31.682 | 243.8 | 49:35.111 |
| 21 | 1 | 1:53.311 | 34.598 | 47.546 | 31.167 | 248.8 | 51:28.422 |
| 22 | 1 | 1:53.127 | 34.755 | 47.255 | 31.117 | 248.3 | 53:21.549 |
| 23 | 1 | 1:52.738 | 34.734 | 46.927 | 31.077 | 252.9 | 55:14.287 |
| 24 | 1 | 1:52.517 | 34.392 | 46.858 | 31.267 | 250.0 | 57:06.804 |
| 25 | 1 | 2:02.345 B | 34.547 | 47.368 | 40.430 | 250.6 | 59:09.149 |
| 26 | 3 | 3:21.187 | 1:58.450 | 50.297 | 32.440 | 248.3 | 1:02:30.336 |
| 27 | 3 | 1:55.887 | 35.119 | 47.911 | 32.857 | 248.8 | 1:04:26.223 |
| 28 | 3 | 1:53.885 | 34.476 | 48.189 | 31.220 | 250.0 | 1:06:20.108 |
| 29 | 3 | 2:29.942 B | 35.350 | 1:07.610 | 46.982 | 213.4 | 1:08:50.050 |

### 50 — Larbre Competition — Chevrolet Corvette C6-ZR1 — LMGTE Am
1.Patrick BORNHAUSER 2.Julien CANAL 3.Fernando REES

| Lap | D | Time | Sector 1 | Sector 2 | Sector 3 | T. Spd | Elapsed |
|---|---|---|---|---|---|---|---|
| 1 | 2 | 3:06.694 | 1:20.303 | 1:05.160 | 41.231 | 226.4 | 3:06.694 |
| 2 | 2 | 2:29.140 | 47.259 | 1:01.696 | 40.185 | 228.3 | 5:35.834 |
| 3 | 2 | 2:17.178 | 40.959 | 56.906 | 39.313 | 231.8 | 7:53.012 |
| 4 | 2 | 2:15.820 | 40.666 | 56.315 | 38.839 | 229.3 | 10:08.832 |
| 5 | 2 | 2:15.455 | 40.370 | 56.615 | 38.470 | 232.3 | 12:24.287 |
| 6 | 2 | 2:26.736 B | 40.398 | 59.120 | 47.218 | 227.8 | 14:51.023 |
| 7 | 2 | 13:39.431 | ... | 58.893 | 36.565 | 228.3 | 28:30.454 |
| 8 | 2 | 2:06.066 | 38.482 | 52.680 | 34.904 | 237.9 | 30:36.520 |
| 9 | 2 | 2:05.569 | 38.817 | 52.481 | 34.271 | 238.4 | 32:42.089 |
| 10 | 2 | 2:04.050 | 37.823 | 52.303 | 33.924 | 238.4 | 34:46.139 |
| 11 | 2 | 2:06.856 | 38.674 | 54.085 | 34.097 | 238.9 | 36:52.995 |
| 12 | 2 | 2:05.045 | 37.587 | 53.082 | 34.376 | 238.4 | 38:58.040 |
| 13 | 2 | 2:04.664 | 37.599 | 52.771 | 34.294 | 237.4 | 41:02.704 |
| 14 | 2 | 2:14.634 B | 37.910 | 53.238 | 43.486 | 238.4 | 43:17.338 |
| 15 | 1 | 6:48.484 | 5:16.413 | 56.471 | 35.600 | 235.8 | 50:05.822 |
| 16 | 1 | 2:08.443 | 38.994 | 54.517 | 34.932 | 236.8 | 52:14.265 |
| 17 | 1 | 2:09.458 | 38.982 | 55.501 | 34.975 | 236.8 | 54:23.723 |
| 18 | 1 | 2:07.867 | 38.700 | 54.213 | 34.954 | 236.8 | 56:31.590 |
| 19 | 1 | 2:08.019 | 38.635 | 54.466 | 34.918 | 235.8 | 58:39.609 |
| 20 | 1 | 2:18.926 B | 39.129 | 55.994 | 43.803 | 233.8 | 1:00:58.535 |
| 21 | 3 | 6:52.432 B | 5:01.048 | 1:05.804 | 45.580 | 206.9 | 1:07:50.967 |

### 51 — AF Corse — Ferrari F458 Italia — LMGTE Pro
1.Gianmaria BRUNI 2.Giancarlo FISICHELLA

| Lap | D | Time | Sector 1 | Sector 2 | Sector 3 | T. Spd | Elapsed |
|---|---|---|---|---|---|---|---|
| 1 | 2 | 2:28.237 | 52.484 | 58.015 | 37.738 | 231.3 | 2:28.237 |
| 2 | 2 | 2:14.928 | 40.500 | 56.521 | 37.907 | 231.8 | 4:43.165 |
| 3 | 2 | 2:15.514 | 40.343 | 56.880 | 38.291 | 231.3 | 6:58.679 |
| 4 | 2 | 2:24.310 B | 41.713 | 58.346 | 44.251 | 231.3 | 9:22.989 |
| 5 | 2 | 3:39.263 | 2:07.130 | 53.061 | 39.072 | 238.9 | 13:02.252 |
| 6 | 2 | 2:06.597 | 38.529 | 52.125 | 35.943 | 237.4 | 15:08.849 |
| 7 | 2 | 2:07.424 | 37.940 | 52.290 | 37.194 | 238.9 | 17:16.273 |
| 8 | 2 | 2:05.511 | 38.202 | 52.433 | 34.876 | 237.4 | 19:21.784 |
| 9 | 2 | 2:03.953 | 37.374 | 52.267 | 34.312 | 236.8 | 21:25.737 |
| 10 | 2 | 2:04.350 | 37.399 | 52.238 | 34.713 | 237.9 | 23:30.087 |
| 11 | 2 | 2:14.457 B | 38.866 | 53.226 | 42.365 | 237.9 | 25:44.544 |
| 12 | 2 | 4:17.252 | 2:50.045 | 52.591 | 34.616 | 237.4 | 30:01.796 |
| 13 | 2 | 2:03.115 | 37.329 | 52.155 | 33.631 | 237.4 | 32:04.911 |
| 14 | 2 | 2:02.884 | 37.252 | 52.068 | 33.564 | 237.9 | 34:07.795 |
| 15 | 2 | 2:11.948 B | 37.388 | 52.794 | 41.766 | 236.8 | 36:19.743 |
| 16 | 2 | 5:37.598 | 4:11.118 | 52.374 | 34.106 | 237.4 | 41:57.341 |
| 17 | 2 | 2:03.508 | 38.109 | 51.706 | 33.693 | 238.4 | 44:00.849 |
| 18 | 2 | 2:27.235 | 37.017 | 1:14.171 | 36.047 | 173.6 | 46:28.084 |
| 19 | 2 | 2:10.381 B | 37.257 | 52.028 | 41.096 | 236.8 | 48:38.465 |
| 20 | 1 | 4:34.166 | 3:03.815 | 55.521 | 34.830 | 234.8 | 53:12.631 |
| 21 | 1 | 2:03.800 | 37.609 | 52.283 | 33.908 | 237.4 | 55:16.431 |
| 22 | 1 | 2:03.243 | 37.478 | 51.999 | 33.766 | 237.4 | 57:19.674 |
| 23 | 1 | 2:03.449 | 37.307 | 52.340 | 33.802 | 237.4 | 59:23.123 |
| 24 | 1 | 2:03.979 | 37.610 | 52.384 | 33.985 | 236.8 | 1:01:27.102 |
| 25 | 1 | 2:16.621 B | 37.496 | 57.232 | 41.893 | 236.3 | 1:03:43.723 |
| 26 | 1 | 4:34.127 B | 2:38.196 | 1:09.798 | 46.133 | 203.4 | 1:08:17.850 |

### 57 — Krohn Racing — Ferrari F458 Italia — LMGTE Am
1.Tracy KROHN 2.Niclas JÖNSSON 3.Maurizio MEDIANI

| Lap | D | Time | Sector 1 | Sector 2 | Sector 3 | T. Spd | Elapsed |
|---|---|---|---|---|---|---|---|
| 1 | 1 | 3:25.209 | 1:45.405 | 59.743 | 40.061 | 227.8 | 3:25.209 |
| 2 | 1 | 2:30.119 B | 46.160 | 57.767 | 46.192 | 230.3 | 5:55.328 |
| 3 | 1 | 3:13.470 | 1:34.597 | 57.999 | 40.874 | 228.8 | 9:08.798 |
| 4 | 1 | 2:18.714 | 41.781 | 58.418 | 38.515 | 231.3 | 11:27.512 |
| 5 | 1 | 2:18.062 | 41.559 | 57.536 | 38.967 | 229.8 | 13:45.574 |
| 6 | 1 | 2:18.300 | 41.859 | 57.983 | 38.458 | 231.3 | 16:03.874 |
| 7 | 1 | 2:24.140 B | 42.138 | 58.185 | 43.817 | 230.3 | 18:28.014 |
| 8 | 1 | 4:14.540 | 2:41.353 | 56.558 | 36.629 | 234.3 | 22:42.554 |
| 9 | 1 | 2:09.411 | 39.359 | 54.340 | 35.712 | 231.3 | 24:51.965 |
| 10 | 1 | 2:09.822 | 40.492 | 53.973 | 35.357 | 233.3 | 27:01.787 |
| 11 | 1 | 2:08.445 | 39.057 | 53.901 | 35.487 | 233.3 | 29:10.232 |
| 12 | 1 | 2:09.059 | 38.749 | 54.950 | 35.360 | 233.8 | 31:19.291 |
| 13 | 1 | 2:10.438 | 39.398 | 54.719 | 36.321 | 233.3 | 33:29.729 |
| 14 | 1 | 2:10.279 | 40.343 | 54.861 | 35.075 | 233.3 | 35:40.008 |
| 15 | 1 | 2:14.897 B | 38.560 | 54.836 | 41.501 | 232.3 | 37:54.905 |
| 16 | 1 | 5:14.129 | 3:43.602 | 54.972 | 35.555 | 232.3 | 43:09.034 |
| 17 | 1 | 2:11.259 | 39.547 | 56.111 | 35.601 | 232.3 | 45:20.293 |
| 18 | 1 | 2:10.720 | 39.385 | 55.719 | 35.616 | 231.3 | 47:31.013 |
| 19 | 1 | 2:09.945 | 39.453 | 55.118 | 35.374 | 232.8 | 49:40.958 |
| 20 | 1 | 2:09.134 | 38.940 | 54.920 | 35.274 | 232.3 | 51:50.092 |
| 21 | 1 | 2:08.344 | 38.708 | 54.625 | 35.011 | 231.3 | 53:58.436 |
| 22 | 1 | 2:16.083 B | 39.297 | 55.052 | 41.734 | 230.8 | 56:14.519 |
| 23 | 3 | 7:26.784 | 5:54.216 | 56.937 | 35.631 | 233.8 | 1:03:41.303 |
| 24 | 3 | 2:15.834 | 39.145 | 56.396 | 40.293 | 164.1 | 1:05:57.137 |
| 25 | 3 | 2:34.983 B | 38.536 | 1:08.975 | 47.472 | 223.1 | 1:08:32.120 |

### 61 — AF Corse — Ferrari F458 Italia — LMGTE Am
1.Jack GERBER 2.Matt GRIFFIN 3.Marco CIOCI

| Lap | D | Time | Sector 1 | Sector 2 | Sector 3 | T. Spd | Elapsed |
|---|---|---|---|---|---|---|---|
| 1 | 2 | 2:57.132 B | 1:15.264 | 57.127 | 44.741 | 229.8 | 2:57.132 |
| 2 | 2 | 3:51.789 | 2:12.130 | 57.499 | 42.160 | 233.3 | 6:48.921 |
| 3 | 2 | 2:19.541 | 41.880 | 56.901 | 40.760 | 234.3 | 9:08.462 |
| 4 | 2 | 2:17.844 | 42.424 | 56.463 | 38.957 | 234.8 | 11:26.306 |
| 5 | 2 | 2:10.040 | 39.489 | 53.436 | 37.115 | 234.8 | 13:36.346 |

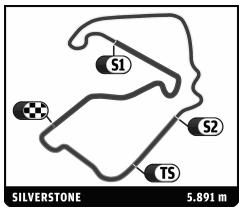


# FIA WEC
## 6 HOURS OF SILVERSTONE
## FREE PRACTICE 2

## Sector Analysis

Personal Best | Session Best | B Crossing the finish line in pit lane

| Lap | D | Time | Sector 1 | Sector 2 | Sector 3 | T. Spd | Elapsed |
|---|---|---|---|---|---|---|---|
| 6 | 2 | 2:07.120 | 38.682 | 52.650 | 35.788 | 234.8 | 15:43.466 |
| 7 | 2 | 2:05.882 | 38.386 | 52.380 | 35.116 | 235.3 | 17:49.348 |
| 8 | 2 | 2:05.283 | 37.827 | 52.185 | 35.271 | 235.8 | 19:54.631 |
| 9 | 2 | 2:13.632 B | 38.051 | 52.636 | 42.945 | 235.8 | 22:08.263 |
| 10 | 3 | 3:58.480 | 2:28.947 | 54.511 | 35.022 | 234.8 | 26:06.743 |
| 11 | 3 | 2:05.887 | 38.006 | 53.430 | 34.451 | 235.3 | 28:12.630 |
| 12 | 3 | 2:04.637 | 37.537 | 52.815 | 34.285 | 235.3 | 30:17.267 |
| 13 | 3 | 2:13.371 B | 37.872 | 53.224 | 42.275 | 233.8 | 32:30.638 |
| 14 | 3 | 7:52.436 | 6:21.556 | 53.908 | 36.972 | 235.3 | 40:23.074 |
| 15 | 3 | 2:05.073 | 37.901 | 52.962 | 34.210 | 235.3 | 42:28.147 |
| 16 | 3 | 2:12.579 B | 38.176 | 52.929 | 41.474 | 234.3 | 44:40.726 |
| 17 | 3 | 6:05.789 | 4:24.022 | 55.684 | 46.083 | 83.0 | 50:46.515 |
| 18 | 3 | 2:13.241 B | 37.892 | 52.732 | 42.617 | 236.8 | 52:59.756 |
| 19 | 3 | 3:50.548 | 2:13.434 | 59.493 | 37.621 | 234.8 | 56:50.304 |
| 20 | 3 | 2:14.684 | 40.400 | 57.345 | 36.939 | 233.8 | 59:04.988 |
| 21 | 3 | 2:14.250 | 40.336 | 56.629 | 37.285 | 235.3 | 1:01:19.238 |
| 22 | 3 | 2:19.568 | 44.699 | 57.620 | 37.249 | 234.3 | 1:03:38.806 |
| 23 | 3 | 2:14.574 | 40.712 | 56.799 | 37.063 | 234.3 | 1:05:53.380 |
| 24 | 3 | 3:07.102 B | 41.370 | 1:31.290 | 54.442 | 176.2 | 1:09:00.482 |
| 25 | 1 | 6:44.692 | 4:59.711 | 1:03.975 | 41.006 | 224.5 | 1:15:45.174 |
| 26 | 1 | 2:28.358 | 44.609 | 1:02.819 | 40.930 | 226.4 | 1:18:13.532 |
| 27 | 1 | 2:28.492 | 44.328 | 1:02.890 | 41.274 | 228.3 | 1:20:42.024 |
| 28 | 1 | 2:29.647 | 44.569 | 1:02.291 | 42.787 | 225.5 | 1:23:11.671 |
| 29 | 1 | 2:47.975 B | 46.305 | 1:10.145 | 51.525 | 194.2 | 1:25:59.646 |

### 71 — AF Corse — Ferrari F458 Italia — LMGTE Pro
1.Kamui KOBAYASHI
2.Toni VILANDER

| Lap | D | Time | Sector 1 | Sector 2 | Sector 3 | T. Spd | Elapsed |
|---|---|---|---|---|---|---|---|
| 1 | 2 | 3:57.875 | 2:09.812 | 1:02.648 | 45.415 | 178.2 | 3:57.875 |
| 2 | 2 | 2:24.107 | 45.252 | 56.978 | 41.877 | 228.3 | 6:21.982 |
| 3 | 2 | 2:15.661 | 41.174 | 54.348 | 40.139 | 232.8 | 8:37.643 |
| 4 | 2 | 2:12.423 | 40.139 | 53.967 | 38.317 | 234.8 | 10:50.066 |
| 5 | 2 | 2:10.252 | 39.575 | 53.095 | 37.582 | 235.8 | 13:00.318 |
| 6 | 2 | 2:07.591 | 38.701 | 52.649 | 36.241 | 235.8 | 15:07.909 |
| 7 | 2 | 2:08.021 | 38.247 | 52.473 | 37.301 | 235.8 | 17:15.930 |
| 8 | 2 | 2:08.018 | 37.926 | 52.944 | 37.148 | 234.3 | 19:23.948 |
| 9 | 2 | 2:15.599 B | 38.434 | 53.525 | 43.640 | 236.3 | 21:39.547 |
| 10 | 2 | 5:00.539 | 3:30.262 | 54.075 | 36.202 | 235.3 | 26:40.086 |
| 11 | 2 | 2:06.133 | 38.395 | 53.005 | 34.733 | 238.4 | 28:46.219 |
| 12 | 2 | 2:04.900 | 37.901 | 52.835 | 34.164 | 238.4 | 30:51.119 |
| 13 | 2 | 2:04.630 | 37.532 | 52.800 | 34.298 | 237.9 | 32:55.749 |
| 14 | 2 | 2:12.950 B | 37.639 | 52.641 | 42.670 | 239.5 | 35:08.699 |
| 15 | 2 | 3:37.465 | 2:10.697 | 53.179 | 33.589 | 237.9 | 38:46.164 |
| 16 | 2 | 2:01.503 | 36.871 | 51.435 | 33.197 | 239.5 | 40:47.667 |
| 17 | 2 | 2:01.562 | 36.823 | 51.531 | 33.208 | 238.4 | 42:49.229 |
| 18 | 2 | 2:01.798 | 36.859 | 51.664 | 33.275 | 238.9 | 44:51.027 |
| 19 | 2 | 2:17.431 B | 38.926 | 54.108 | 44.397 | 238.4 | 47:08.458 |
| 20 | 1 | 4:32.535 | 3:03.332 | 54.598 | 34.605 | 236.8 | 51:40.993 |
| 21 | 1 | 2:04.726 | 37.553 | 53.201 | 33.972 | 238.4 | 53:45.719 |
| 22 | 1 | 2:10.979 | 41.108 | 53.228 | 36.643 | 238.9 | 55:56.698 |
| 23 | 1 | 2:05.911 | 37.723 | 53.388 | 34.800 | 238.9 | 58:02.609 |
| 24 | 1 | 2:04.377 | 37.540 | 52.907 | 33.930 | 238.9 | 1:00:06.986 |
| 25 | 1 | 2:04.101 | 37.371 | 52.896 | 33.834 | 240.0 | 1:02:11.087 |
| 26 | 1 | 2:03.918 | 37.629 | 52.265 | 34.024 | 240.5 | 1:04:15.005 |
| 27 | 1 | 2:04.296 | 37.753 | 52.574 | 33.969 | 240.0 | 1:06:19.301 |
| 28 | 1 | 2:17.922 | 38.092 | 1:01.991 | 37.839 | 236.3 | 1:08:37.223 |
| 29 | 1 | 2:40.530 B | 46.334 | 1:07.363 | 46.833 | 228.3 | 1:11:17.753 |
| 30 | 1 | 5:45.584 | 4:07.213 | 1:00.505 | 37.866 | 232.3 | 1:17:03.337 |
| 31 | 1 | 2:17.775 | 41.395 | 58.356 | 38.024 | 232.8 | 1:19:21.112 |
| 32 | 1 | 2:18.685 | 41.735 | 58.375 | 38.575 | 232.8 | 1:21:39.797 |
| 33 | 1 | 2:25.555 B | 42.519 | 58.775 | 44.261 | 232.8 | 1:24:05.352 |

### 76 — IMSA Performance Matmut — Porsche 911 GT3 RSR — LMGTE Am
1.Raymond NARAC
2.Christophe BOURRET
3.Jean-Karl VERNAY

| Lap | D | Time | Sector 1 | Sector 2 | Sector 3 | T. Spd | Elapsed |
|---|---|---|---|---|---|---|---|
| 1 | 3 | 2:33.191 | 51.500 | 59.919 | 41.772 | 233.8 | 2:33.191 |
| 2 | 3 | 2:25.162 | 44.184 | 57.500 | 43.478 | 233.8 | 4:58.353 |
| 3 | 3 | 2:18.171 | 41.819 | 55.354 | 40.998 | 234.8 | 7:16.524 |
| 4 | 3 | 2:13.724 | 39.881 | 53.868 | 39.975 | 235.3 | 9:30.248 |
| 5 | 3 | 2:11.641 | 39.656 | 53.800 | 38.185 | 234.8 | 11:41.889 |
| 6 | 3 | 2:09.193 | 38.788 | 53.308 | 37.097 | 235.3 | 13:51.082 |
| 7 | 3 | 2:09.434 | 38.653 | 54.068 | 36.713 | 236.8 | 16:00.516 |
| 8 | 3 | 2:08.338 | 38.615 | 54.020 | 35.703 | 236.3 | 18:08.854 |
| 9 | 3 | 2:14.918 B | 38.069 | 53.533 | 43.316 | 235.3 | 20:23.772 |
| 10 | 2 | 4:10.252 | 2:29.838 | 1:00.794 | 39.620 | 233.8 | 24:34.024 |
| 11 | 2 | 2:16.639 | 40.856 | 57.785 | 37.998 | 232.3 | 26:50.663 |
| 12 | 2 | 2:13.369 | 40.455 | 56.058 | 36.856 | 233.8 | 29:04.032 |
| 13 | 2 | 2:11.968 | 39.684 | 56.037 | 36.247 | 234.8 | 31:16.000 |
| 14 | 2 | 2:11.961 | 40.001 | 55.816 | 36.144 | 234.8 | 33:27.961 |
| 15 | 2 | 2:10.963 | 39.340 | 55.821 | 35.802 | 234.8 | 35:38.924 |
| 16 | 2 | 2:11.653 | 39.210 | 56.820 | 35.623 | 234.3 | 37:50.577 |
| 17 | 2 | 2:13.888 | 39.593 | 58.374 | 35.921 | 234.3 | 40:04.465 |
| 18 | 2 | 2:10.406 | 39.221 | 55.661 | 35.524 | 234.8 | 42:14.871 |
| 19 | 2 | 2:38.982 B | 56.944 | 58.482 | 43.556 | 235.3 | 44:53.853 |
| 20 | 3 | 4:49.419 | 3:19.169 | 55.122 | 35.128 | 236.3 | 49:43.272 |
| 21 | 3 | 2:15.675 B | 38.214 | 54.408 | 43.053 | 236.8 | 51:58.947 |
| 22 | 3 | 3:54.349 | 2:24.362 | 54.914 | 35.073 | 233.8 | 55:53.296 |
| 23 | 3 | 2:05.175 | 37.967 | 53.052 | 34.156 | 235.8 | 57:58.471 |
| 24 | 3 | 2:04.395 | 37.616 | 52.624 | 34.155 | 235.8 | 1:00:02.866 |
| 25 | 3 | 2:04.550 | 37.616 | 52.747 | 34.187 | 236.3 | 1:02:07.416 |
| 26 | 3 | 2:14.450 B | 37.721 | 53.429 | 43.300 | 234.8 | 1:04:21.866 |
| 27 | 1 | 4:58.930 B | 2:55.741 | 1:13.472 | 49.717 | 205.3 | 1:09:20.796 |
| 28 | 1 | 3:39.479 | 1:51.439 | 1:06.149 | 41.891 | 225.0 | 1:13:00.275 |
| 29 | 1 | 2:29.892 | 45.124 | 1:03.437 | 41.331 | 228.3 | 1:15:30.167 |
| 30 | 1 | 2:28.260 | 44.870 | 1:02.529 | 40.861 | 229.8 | 1:17:58.427 |
| 31 | 1 | 2:29.661 | 44.329 | 1:02.034 | 43.298 | 230.3 | 1:20:28.088 |
| 32 | 1 | 2:39.248 B | 46.380 | 1:04.590 | 48.278 | 217.7 | 1:23:07.336 |

### 81 — 8 Star Motorsports — Ferrari F458 Italia — LMGTE Am
1.Vicente POTOLICCHIO
2.Rui AGUAS
3.Philipp PETER

| Lap | D | Time | Sector 1 | Sector 2 | Sector 3 | T. Spd | Elapsed |
|---|---|---|---|---|---|---|---|
| 1 | 2 | 3:01.887 | 1:24.929 | 58.328 | 38.630 | 229.8 | 3:01.887 |
| 2 | 2 | 2:17.933 | 41.366 | 57.665 | 38.902 | 229.8 | 5:19.820 |
| 3 | 2 | 2:18.944 | 41.467 | 58.603 | 38.874 | 228.3 | 7:38.764 |
| 4 | 2 | 2:18.784 | 41.272 | 58.066 | 39.446 | 228.3 | 9:57.548 |
| 5 | 2 | 2:28.855 B | 42.681 | 1:00.388 | 45.786 | 230.8 | 12:26.403 |
| 6 | 2 | 4:22.640 | 2:49.196 | 55.801 | 37.643 | 232.8 | 16:49.043 |
| 7 | 2 | 2:09.626 | 39.684 | 53.748 | 36.194 | 234.3 | 18:58.669 |
| 8 | 2 | 2:06.747 | 38.210 | 52.948 | 35.589 | 235.8 | 21:05.416 |
| 9 | 2 | 2:05.322 | 37.819 | 52.571 | 34.932 | 234.8 | 23:10.738 |
| 10 | 2 | 2:13.041 | 42.910 | 55.029 | 35.102 | 235.3 | 25:23.779 |
| 11 | 2 | 2:05.472 | 37.728 | 52.703 | 35.041 | 233.8 | 27:29.251 |
| 12 | 2 | 2:15.017 B | 38.489 | 53.072 | 43.456 | 235.8 | 29:44.268 |
| 13 | 1 | 4:08.304 | 2:36.845 | 55.768 | 35.691 | 235.3 | 33:52.572 |
| 14 | 1 | 2:09.088 | 38.940 | 54.968 | 35.180 | 235.3 | 36:01.660 |
| 15 | 1 | 2:08.300 | 39.158 | 54.326 | 34.816 | 234.8 | 38:09.960 |
| 16 | 1 | 2:07.783 | 38.406 | 54.091 | 35.286 | 234.8 | 40:17.743 |

FIA WORLD ENDURANCE CHAMPIONSHIP

6 HOURS OF SILVERSTONE

TUDOR

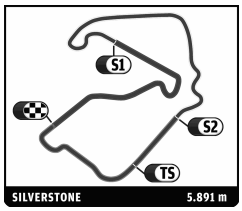


# FIA WEC
## 6 HOURS OF SILVERSTONE
## FREE PRACTICE 2

## Sector Analysis

Personal Best | Session Best | B Crossing the finish line in pit lane

| Lap | D | Time | Sector 1 | Sector 2 | Sector 3 | T. Spd | Elapsed |
|---|---|---|---|---|---|---|---|
| 17 | 1 | 2:09.054 | 38.470 | 54.904 | 35.680 | 230.3 | 42:26.797 |
| 18 | 1 | 2:09.467 | 40.628 | 54.084 | 34.755 | 235.3 | 44:36.264 |
| 19 | 1 | 2:17.157 B | 39.167 | 54.959 | 43.031 | 234.8 | 46:53.421 |
| 20 | 3 | 3:45.842 | 2:12.787 | 54.964 | 38.091 | 234.8 | 50:39.263 |
| 21 | 3 | 2:07.641 | 39.026 | 53.814 | 34.801 | 235.8 | 52:46.904 |
| 22 | 3 | 2:08.845 | 40.741 | 53.637 | 34.467 | 233.8 | 54:55.749 |
| 23 | 3 | 2:06.344 | 38.766 | 53.397 | 34.181 | 235.3 | 57:02.093 |
| 24 | 3 | 2:05.590 | 38.128 | 53.107 | 34.355 | 234.3 | 59:07.683 |
| 25 | 3 | 2:05.347 | 38.164 | 53.040 | 34.143 | 234.8 | 1:01:13.030 |
| 26 | 3 | 2:16.209 B | 39.109 | 54.558 | 42.542 | 232.8 | 1:03:29.239 |
| 27 | 1 | 5:36.941 B | 3:24.999 | 1:20.349 | 51.593 | 202.6 | 1:09:06.180 |
| 28 | 1 | 5:15.117 | 3:12.020 | 1:16.663 | 46.434 | 196.0 | 1:14:21.297 |
| 29 | 1 | 2:48.700 | 52.914 | 1:10.714 | 45.072 | 212.6 | 1:17:09.997 |
| 30 | 1 | 2:48.625 | 51.029 | 1:10.456 | 47.140 | 218.2 | 1:19:58.622 |
| 31 | 1 | 2:46.670 | 50.792 | 1:09.777 | 46.101 | 216.0 | 1:22:45.292 |
| 32 | 1 | 2:47.361 | 51.227 | 1:09.396 | 46.738 | 220.4 | 1:25:32.653 |
| 33 | 1 | 2:53.589 B | 51.493 | 1:10.666 | 51.430 | 210.9 | 1:28:26.242 |

### 88 — Proton Competition — Porsche 911 GT3 RSR — LMGTE Am
1.Christian RIED 2.Gianluca RODA 3.Paolo RUBERTI

| Lap | D | Time | Sector 1 | Sector 2 | Sector 3 | T. Spd | Elapsed |
|---|---|---|---|---|---|---|---|
| 1 | 2 | 16:32.338 | ... | 1:03.693 | 39.042 | 230.3 | 16:32.338 |
| 2 | 2 | 2:10.425 | 39.510 | 55.283 | 35.632 | 236.8 | 18:42.763 |
| 3 | 2 | 2:07.386 | 38.282 | 54.061 | 35.043 | 237.4 | 20:50.149 |
| 4 | 2 | 2:05.984 | 37.724 | 53.456 | 34.804 | 236.8 | 22:56.133 |
| 5 | 2 | 2:14.636 B | 38.956 | 53.569 | 42.111 | 237.4 | 25:10.769 |
| 6 | 2 | 6:13.892 | 4:44.423 | 54.518 | 34.951 | 235.3 | 31:24.661 |
| 7 | 2 | 2:05.341 | 37.737 | 53.301 | 34.303 | 239.5 | 33:30.002 |
| 8 | 2 | 2:07.418 | 38.790 | 54.346 | 34.282 | 237.9 | 35:37.420 |
| 9 | 2 | 2:05.100 | 37.571 | 53.005 | 34.524 | 237.4 | 37:42.520 |
| 10 | 2 | 2:05.043 | 37.696 | 53.197 | 34.150 | 237.9 | 39:47.563 |
| 11 | 2 | 2:13.609 B | 37.903 | 52.943 | 42.763 | 236.8 | 42:01.172 |
| 12 | 1 | 4:15.042 | 2:44.267 | 55.469 | 35.306 | 236.8 | 46:16.214 |
| 13 | 1 | 2:08.169 | 38.702 | 54.064 | 35.403 | 238.4 | 48:24.383 |
| 14 | 1 | 2:08.691 | 39.478 | 54.566 | 34.647 | 237.9 | 50:33.074 |
| 15 | 1 | 2:07.782 | 38.082 | 54.396 | 35.304 | 236.8 | 52:40.856 |
| 16 | 1 | 2:31.677 B | 53.078 | 55.196 | 43.403 | 236.8 | 55:12.533 |
| 17 | 1 | 6:07.290 | 4:34.220 | 55.688 | 37.382 | 238.4 | 1:01:19.823 |
| 18 | 1 | 2:20.188 | 38.879 | 54.414 | 46.895 | 237.4 | 1:03:40.011 |
| 19 | 1 | 2:13.011 | 39.782 | 56.775 | 36.454 | 237.9 | 1:05:53.022 |
| 20 | 1 | 2:27.037 B | 39.096 | 1:02.487 | 45.454 | 233.3 | 1:08:20.059 |

### 91 — Porsche AG Team Manthey — Porsche 911 RSR — LMGTE Pro
1.Jörg BERGMEISTER 2.Patrick PILET 3.Timo BERNHARD

| Lap | D | Time | Sector 1 | Sector 2 | Sector 3 | T. Spd | Elapsed |
|---|---|---|---|---|---|---|---|
| 1 | 1 | 2:58.659 | 1:18.790 | 1:01.178 | 38.691 | 229.8 | 2:58.659 |
| 2 | 1 | 2:16.144 | 41.075 | 56.549 | 38.520 | 227.8 | 5:14.803 |
| 3 | 1 | 2:15.122 | 40.756 | 56.085 | 38.281 | 230.8 | 7:29.925 |
| 4 | 1 | 2:29.533 B | 42.188 | 1:00.244 | 47.101 | 206.5 | 9:59.458 |
| 5 | 1 | 6:24.980 | 4:55.502 | 52.891 | 36.587 | 236.3 | 16:24.438 |
| 6 | 1 | 2:04.549 | 37.555 | 51.781 | 35.213 | 235.3 | 18:28.987 |
| 7 | 1 | 2:03.793 | 37.466 | 51.837 | 34.490 | 235.8 | 20:32.780 |
| 8 | 1 | 2:04.448 | 37.360 | 52.492 | 34.596 | 234.8 | 22:37.228 |
| 9 | 1 | 2:04.012 | 37.441 | 52.085 | 34.486 | 236.8 | 24:41.240 |
| 10 | 1 | 2:14.180 B | 37.665 | 53.791 | 42.724 | 235.8 | 26:55.420 |
| 11 | 1 | 6:50.333 | 5:24.202 | 52.270 | 33.861 | 234.8 | 33:45.753 |
| 12 | 1 | 2:02.887 | 37.090 | 51.775 | 34.022 | 235.3 | 35:48.640 |
| 13 | 1 | 2:14.611 B | 39.563 | 52.563 | 42.485 | 235.3 | 38:03.251 |
| 14 | 1 | 4:54.436 | 3:27.849 | 52.603 | 33.984 | 235.8 | 42:57.687 |
| 15 | 1 | 2:03.621 | 37.142 | 52.098 | 34.381 | 235.3 | 45:01.308 |
| 16 | 1 | 2:02.797 | 37.077 | 51.993 | 33.727 | 236.8 | 47:04.105 |
| 17 | 1 | 2:11.369 B | 37.287 | 51.877 | 42.205 | 235.8 | 49:15.474 |
| 18 | 3 | 4:02.604 | 2:32.562 | 54.965 | 35.077 | 236.3 | 53:18.078 |
| 19 | 3 | 2:05.954 | 38.211 | 53.479 | 34.264 | 236.3 | 55:24.032 |
| 20 | 3 | 2:05.383 | 38.028 | 53.040 | 34.315 | 237.4 | 57:29.415 |
| 21 | 3 | 2:04.086 | 37.503 | 52.395 | 34.188 | 236.8 | 59:33.501 |
| 22 | 3 | 2:07.002 | 38.472 | 53.887 | 34.643 | 236.8 | 1:01:40.503 |
| 23 | 3 | 2:04.757 | 37.935 | 52.479 | 34.343 | 236.8 | 1:03:45.260 |
| 24 | 3 | 2:08.306 | 37.981 | 53.895 | 36.430 | 238.4 | 1:05:53.566 |
| 25 | 3 | 2:30.286 B | 40.259 | 1:03.998 | 46.029 | 231.8 | 1:08:23.852 |

### 92 — Porsche AG Team Manthey — Porsche 911 RSR — LMGTE Pro
1.Marc LIEB 2.Richard LIETZ 3.Romain DUMAS

| Lap | D | Time | Sector 1 | Sector 2 | Sector 3 | T. Spd | Elapsed |
|---|---|---|---|---|---|---|---|
| 1 | 1 | 2:33.466 | 49.955 | 1:02.737 | 40.774 | 232.3 | 2:33.466 |
| 2 | 1 | 2:23.167 | 42.806 | 59.971 | 40.390 | 225.5 | 4:56.633 |
| 3 | 1 | 2:27.100 B | 41.726 | 59.803 | 45.571 | 231.3 | 7:23.733 |
| 4 | 1 | 7:42.081 | 6:10.608 | 53.776 | 37.697 | 233.8 | 15:05.814 |
| 5 | 1 | 2:06.039 | 38.266 | 51.857 | 35.916 | 234.8 | 17:11.853 |
| 6 | 1 | 2:04.218 | 37.323 | 51.658 | 35.237 | 237.9 | 19:16.071 |
| 7 | 1 | 2:04.093 | 37.765 | 51.823 | 34.505 | 235.3 | 21:20.164 |
| 8 | 1 | 2:03.539 | 37.328 | 51.816 | 34.395 | 235.3 | 23:23.703 |
| 9 | 1 | 2:11.934 B | 37.164 | 52.219 | 42.551 | 237.9 | 25:35.637 |
| 10 | 1 | 6:37.663 | 5:11.320 | 52.365 | 33.978 | 236.3 | 32:13.300 |
| 11 | 1 | 2:02.464 | 37.077 | 51.777 | 33.610 | 234.3 | 34:15.764 |
| 12 | 1 | 2:02.569 | 37.088 | 51.900 | 33.581 | 235.3 | 36:18.333 |
| 13 | 1 | 2:12.342 B | 37.826 | 52.400 | 42.116 | 235.8 | 38:30.675 |
| 14 | 3 | 7:06.331 | 5:35.773 | 55.684 | 34.874 | 235.3 | 45:37.006 |
| 15 | 3 | 2:05.870 | 37.983 | 53.481 | 34.406 | 234.3 | 47:42.876 |
| 16 | 3 | 2:04.234 | 37.599 | 52.720 | 33.915 | 235.8 | 49:47.110 |
| 17 | 3 | 2:08.361 | 37.450 | 52.873 | 38.038 | 235.8 | 51:55.471 |
| 18 | 3 | 2:04.437 | 37.582 | 52.848 | 34.007 | 235.8 | 53:59.908 |
| 19 | 3 | 2:07.414 | 37.921 | 53.003 | 36.490 | 235.3 | 56:07.322 |
| 20 | 3 | 2:12.725 B | 37.911 | 52.643 | 42.171 | 235.3 | 58:20.047 |
| 21 | 3 | 6:11.214 | 4:39.684 | 53.066 | 38.464 | 216.4 | 1:04:31.261 |
| 22 | 3 | 2:04.203 | 37.422 | 52.790 | 33.991 | 235.8 | 1:06:35.464 |
| 23 | 3 | 2:33.266 B | 39.114 | 1:05.617 | 48.535 | 228.8 | 1:09:08.730 |

### 95 — Aston Martin Racing — Aston Martin Vantage V8 — LMGTE Am
1.Christoffer NYGAARD 2.Kristian POULSEN 3.Allan SIMONSEN

| Lap | D | Time | Sector 1 | Sector 2 | Sector 3 | T. Spd | Elapsed |
|---|---|---|---|---|---|---|---|
| 1 | 1 | 3:27.618 | 1:50.264 | 58.447 | 38.907 | 231.8 | 3:27.618 |
| 2 | 1 | 2:17.774 | 43.221 | 56.041 | 38.512 | 234.3 | 5:45.392 |
| 3 | 1 | 2:12.987 | 39.994 | 55.205 | 37.788 | 235.8 | 7:58.379 |
| 4 | 1 | 2:14.248 | 40.347 | 55.825 | 38.076 | 234.3 | 10:12.627 |
| 5 | 1 | 2:20.868 B | 40.178 | 56.404 | 44.286 | 230.8 | 12:33.495 |
| 6 | 2 | 9:15.945 | 7:41.523 | 57.766 | 36.656 | 238.9 | 21:49.440 |
| 7 | 2 | 2:11.232 | 40.033 | 55.662 | 35.537 | 240.0 | 24:00.672 |
| 8 | 2 | 2:07.268 | 38.244 | 54.276 | 34.748 | 241.1 | 26:07.940 |
| 9 | 2 | 2:05.923 | 37.474 | 53.858 | 34.591 | 239.5 | 28:13.863 |
| 10 | 2 | 2:05.958 | 37.552 | 53.331 | 35.075 | 241.6 | 30:19.821 |
| 11 | 2 | 2:05.468 | 37.706 | 53.468 | 34.294 | 242.2 | 32:25.289 |
| 12 | 2 | 2:06.403 | 37.294 | 54.246 | 34.863 | 240.5 | 34:31.692 |
| 13 | 2 | 2:15.322 B | 37.869 | 54.414 | 43.039 | 238.4 | 36:47.014 |
| 14 | 2 | 10:44.619 | 9:16.199 | 54.286 | 34.134 | 238.4 | 47:31.633 |
| 15 | 2 | 2:06.155 | 37.910 | 53.793 | 34.452 | 240.5 | 49:37.788 |
| 16 | 2 | 2:05.307 | 37.933 | 53.383 | 33.991 | 239.5 | 51:43.095 |
| 17 | 2 | 2:05.056 | 37.485 | 53.482 | 34.089 | 241.1 | 53:48.151 |

FIA WORLD ENDURANCE CHAMPIONSHIP

6 HOURS OF SILVERSTONE

TUDOR

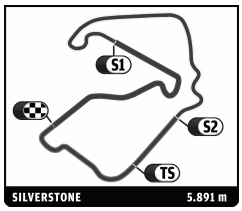


# FIA WEC
## 6 HOURS OF SILVERSTONE
## FREE PRACTICE 2

## Sector Analysis

Personal Best | Session Best | B Crossing the finish line in pit lane

| Lap | D | Time | Sector 1 | Sector 2 | Sector 3 | T. Spd | Elapsed |
|---|---|---|---|---|---|---|---|
| 18 | 2 | 2:05.397 | 37.535 | 53.298 | 34.564 | 241.1 | 55:53.548 |
| 19 | 2 | 2:13.039 B | 38.160 | 53.588 | 41.291 | 240.0 | 58:06.587 |
| 20 | 1 | 3:54.976 | 2:26.155 | 54.313 | 34.508 | 240.0 | 1:02:01.563 |
| 21 | 1 | 2:04.131 | 37.291 | 52.691 | 34.149 | 240.5 | 1:04:05.694 |
| 22 | 1 | 2:03.128 | 37.173 | 52.264 | 33.691 | 240.5 | 1:06:08.822 |
| 23 | 1 | 2:32.546 B | 37.969 | 1:08.019 | 46.558 | 226.9 | 1:08:41.368 |
| 24 | 1 | 10:07.287 | 8:27.297 | 59.782 | 40.208 | 233.8 | 1:18:48.655 |
| 25 | 1 | 2:20.307 | 42.203 | 58.493 | 39.611 | 235.8 | 1:21:08.962 |
| 26 | 1 | 2:20.334 | 43.222 | 58.054 | 39.058 | 234.3 | 1:23:29.296 |
| 27 | 1 | 2:19.492 | 41.834 | 58.391 | 39.267 | 235.3 | 1:25:48.788 |
| 28 | 1 | 2:29.645 | 41.806 | 58.867 | 48.972 | 234.8 | 1:28:18.433 |
| 29 | 1 | 2:20.726 | 42.549 | 58.527 | 39.650 | 235.8 | 1:30:39.159 |

**96** Aston Martin Racing — Aston Martin Vantage V8
1.Roald GOETHE 2.Stuart HALL 3.Jamie CAMPBELL-WALTER — LMGTE Am

| Lap | D | Time | Sector 1 | Sector 2 | Sector 3 | T. Spd | Elapsed |
|---|---|---|---|---|---|---|---|
| 1 | 3 | 2:32.550 | 52.473 | 1:00.534 | 39.543 | 232.8 | 2:32.550 |
| 2 | 3 | 2:18.821 | 42.027 | 57.818 | 38.976 | 233.8 | 4:51.371 |
| 3 | 3 | 2:17.023 | 41.161 | 57.331 | 38.531 | 234.8 | 7:08.394 |
| 4 | 3 | 2:24.287 B | 41.738 | 57.916 | 44.633 | 234.8 | 9:32.681 |
| 5 | 1 | 7:22.139 | 5:41.594 | 1:00.927 | 39.618 | 233.3 | 16:54.820 |
| 6 | 1 | 2:20.806 | 42.746 | 59.443 | 38.617 | 234.3 | 19:15.626 |
| 7 | 1 | 2:21.914 | 42.888 | 1:00.394 | 38.632 | 235.3 | 21:37.540 |
| 8 | 1 | 2:29.536 B | 43.852 | 59.838 | 45.846 | 234.8 | 24:07.076 |
| 9 | 2 | 7:13.387 | 5:41.845 | 56.244 | 35.298 | 239.5 | 31:20.463 |
| 10 | 2 | 2:08.995 | 38.304 | 55.213 | 35.478 | 241.6 | 33:29.458 |
| 11 | 2 | 2:04.382 | 37.988 | 52.603 | 33.791 | 237.4 | 35:33.840 |
| 12 | 2 | 2:03.073 | 37.441 | 52.081 | 33.551 | 238.4 | 37:36.913 |
| 13 | 2 | 2:11.048 B | 37.256 | 52.368 | 41.424 | 239.5 | 39:47.961 |
| 14 | 1 | 4:14.514 | 2:38.484 | 59.022 | 37.008 | 237.4 | 44:02.475 |
| 15 | 1 | 2:10.943 | 39.405 | 55.762 | 35.776 | 238.4 | 46:13.418 |
| 16 | 1 | 2:10.454 | 38.634 | 56.047 | 35.773 | 238.4 | 48:23.872 |
| 17 | 1 | 2:12.161 | 39.865 | 56.538 | 35.758 | 240.0 | 50:36.033 |
| 18 | 1 | 2:20.208 B | 39.367 | 55.728 | 45.113 | 238.9 | 52:56.241 |
| 19 | 3 | 3:50.641 | 2:19.395 | 55.300 | 35.946 | 238.9 | 56:46.882 |
| 20 | 3 | 2:05.310 | 38.531 | 52.898 | 33.881 | 240.0 | 58:52.192 |
| 21 | 3 | 2:05.443 | 39.191 | 52.405 | 33.847 | 239.5 | 1:00:57.635 |
| 22 | 3 | 2:02.972 | 37.324 | 51.943 | 33.705 | 240.0 | 1:03:00.607 |
| 23 | 3 | 2:10.778 B | 37.760 | 52.021 | 40.997 | 239.5 | 1:05:11.385 |
| 24 | 3 | 5:18.844 B | 3:01.544 | 1:25.603 | 51.697 | 181.5 | 1:10:30.229 |
| 25 | 1 | 5:25.849 | 3:41.643 | 1:02.969 | 41.237 | 228.3 | 1:15:56.078 |
| 26 | 1 | 2:26.055 | 43.694 | 1:02.290 | 40.071 | 232.3 | 1:18:22.133 |
| 27 | 1 | 2:45.462 | 58.806 | 1:04.704 | 41.952 | 229.8 | 1:21:07.595 |
| 28 | 1 | 2:30.226 | 46.508 | 1:02.975 | 40.743 | 232.3 | 1:23:37.821 |
| 29 | 1 | 2:27.666 | 44.087 | 1:02.612 | 40.967 | 233.3 | 1:26:05.487 |
| 30 | 1 | 2:29.458 | 44.358 | 1:03.296 | 41.804 | 233.3 | 1:28:34.945 |
| 31 | 1 | 2:39.251 B | 45.216 | 1:04.456 | 49.579 | 232.3 | 1:31:14.196 |

**97** Aston Martin Racing — Aston Martin Vantage V8
1.Darren TURNER 2.Stefan MÜCKE 3.Bruno SENNA — LMGTE Pro

| Lap | D | Time | Sector 1 | Sector 2 | Sector 3 | T. Spd | Elapsed |
|---|---|---|---|---|---|---|---|
| 1 | 1 | 10:26.463 B | 8:36.961 | 1:03.819 | 45.683 | 227.4 | 10:26.463 |
| 2 | 1 | 8:06.639 | 6:35.508 | 55.131 | 36.000 | 238.9 | 18:33.102 |
| 3 | 1 | 2:04.305 | 37.352 | 52.045 | 34.908 | 240.5 | 20:37.407 |
| 4 | 1 | 2:05.291 | 37.892 | 52.105 | 35.294 | 242.7 | 22:42.698 |
| 5 | 1 | 2:03.189 | 37.804 | 51.515 | 33.870 | 238.9 | 24:45.887 |
| 6 | 1 | 2:04.576 | 37.613 | 51.752 | 35.211 | 241.6 | 26:50.463 |
| 7 | 1 | 2:12.165 B | 37.494 | 52.171 | 42.500 | 242.2 | 29:02.628 |
| 8 | 1 | 8:45.868 | 7:16.741 | 54.880 | 34.247 | 236.8 | 37:48.496 |
| 9 | 1 | 2:27.036 B | 52.473 | 52.573 | 41.990 | 238.9 | 40:15.532 |
| 10 | 2 | 4:24.989 | 2:56.063 | 54.500 | 34.426 | 237.4 | 44:40.521 |
| 11 | 2 | 2:04.860 | 37.928 | 52.710 | 34.222 | 240.5 | 46:45.381 |
| 12 | 2 | 2:03.616 | 37.627 | 52.225 | 33.764 | 239.5 | 48:48.997 |
| 13 | 2 | 2:04.580 | 37.994 | 52.666 | 33.920 | 238.4 | 50:53.577 |
| 14 | 2 | 2:03.374 | 37.268 | 52.185 | 33.921 | 238.9 | 52:56.951 |
| 15 | 2 | 2:14.712 B | 37.783 | 54.680 | 42.249 | 240.0 | 55:11.663 |
| 16 | 2 | 9:15.299 | 7:46.246 | 53.625 | 35.428 | 238.4 | 1:04:26.962 |
| 17 | 2 | 2:04.449 | 37.550 | 53.033 | 33.866 | 240.5 | 1:06:31.411 |
| 18 | 2 | 2:33.678 B | 38.154 | 1:03.125 | 52.399 | 233.3 | 1:09:05.089 |
| 19 | 2 | 6:26.787 | 4:33.476 | 1:07.715 | 45.596 | 228.3 | 1:15:31.876 |
| 20 | 2 | 2:40.991 B | 48.474 | 1:05.185 | 47.332 | 232.8 | 1:18:12.867 |
| 21 | 3 | 6:04.545 | 4:05.355 | 1:11.643 | 47.547 | 211.4 | 1:24:17.412 |
| 22 | 3 | 3:01.103 | 59.829 | 1:06.948 | 54.326 | 225.0 | 1:27:18.515 |
| 23 | 3 | 3:01.899 | 1:00.612 | 1:07.128 | 54.159 | 232.3 | 1:30:20.414 |

**99** Aston Martin Racing — Aston Martin Vantage V8
1.Paul DALLA LANA 2.Frédéric MAKOWIECKI 3.Pedro LAMY — LMGTE Pro

| Lap | D | Time | Sector 1 | Sector 2 | Sector 3 | T. Spd | Elapsed |
|---|---|---|---|---|---|---|---|
| 1 | 2 | 3:40.242 | 2:04.859 | 57.030 | 38.353 | 232.8 | 3:40.242 |
| 2 | 2 | 2:14.602 | 40.571 | 56.055 | 37.976 | 233.3 | 5:54.844 |
| 3 | 2 | 2:13.785 | 40.065 | 55.884 | 37.836 | 234.8 | 8:08.629 |
| 4 | 2 | 2:22.793 B | 40.917 | 57.366 | 44.510 | 235.3 | 10:31.422 |
| 5 | 2 | 4:43.743 | 3:10.077 | 56.468 | 37.198 | 235.8 | 15:15.165 |
| 6 | 2 | 2:19.658 B | 39.604 | 56.032 | 44.022 | 235.8 | 17:34.823 |
| 7 | 2 | 4:05.253 | 2:38.974 | 52.202 | 34.077 | 240.5 | 21:40.076 |
| 8 | 2 | 2:02.784 | 38.088 | 50.795 | 33.901 | 240.5 | 23:42.860 |
| 9 | 2 | 2:02.302 | 36.692 | 51.670 | 33.940 | 241.1 | 25:45.162 |
| 10 | 2 | 2:02.176 | 37.345 | 51.535 | 33.296 | 241.6 | 27:47.338 |
| 11 | 2 | 2:10.347 B | 36.774 | 51.516 | 42.057 | 242.2 | 29:57.685 |
| 12 | 1 | 5:24.257 | 3:51.249 | 55.997 | 37.011 | 192.2 | 35:21.942 |
| 13 | 1 | 2:08.024 | 38.653 | 54.524 | 34.847 | 237.4 | 37:29.966 |
| 14 | 1 | 2:08.518 | 40.423 | 53.768 | 34.327 | 237.4 | 39:38.484 |
| 15 | 1 | 2:05.495 | 37.823 | 53.690 | 33.982 | 240.0 | 41:43.979 |
| 16 | 1 | 2:15.876 | 41.443 | 59.355 | 35.078 | 238.4 | 43:59.855 |
| 17 | 1 | 2:09.053 | 38.507 | 55.250 | 35.296 | 237.9 | 46:08.908 |
| 18 | 1 | 2:06.255 | 38.138 | 53.676 | 34.441 | 238.4 | 48:15.163 |
| 19 | 1 | 2:05.760 | 37.944 | 53.544 | 34.272 | 238.9 | 50:20.923 |
| 20 | 1 | 2:05.702 | 37.653 | 53.568 | 34.481 | 238.9 | 52:26.625 |
| 21 | 1 | 2:08.732 | 40.038 | 53.928 | 34.766 | 240.0 | 54:35.357 |
| 22 | 1 | 2:09.322 | 38.294 | 56.287 | 34.741 | 238.4 | 56:44.679 |
| 23 | 1 | 2:06.881 | 38.238 | 53.914 | 34.729 | 238.9 | 58:51.560 |
| 24 | 1 | 2:08.387 | 40.239 | 53.876 | 34.272 | 241.1 | 1:00:59.947 |
| 25 | 1 | 2:17.681 B | 41.770 | 53.876 | 42.035 | 238.9 | 1:03:17.628 |
| 26 | 2 | 5:34.657 B | 3:42.287 | 1:06.575 | 45.795 | 231.8 | 1:08:52.285 |
| 27 | 2 | 3:51.019 | 2:10.724 | 1:01.423 | 38.872 | 232.8 | 1:12:43.304 |
| 28 | 2 | 2:24.130 | 43.776 | 1:00.227 | 40.127 | 231.8 | 1:15:07.434 |
| 29 | 2 | 2:29.114 | 46.088 | 1:01.341 | 41.685 | 230.8 | 1:17:36.548 |
| 30 | 2 | 2:39.210 B | 46.989 | 1:05.246 | 46.975 | 230.3 | 1:20:15.758 |
| 31 | 2 | 4:41.796 | 3:03.304 | 58.587 | 39.905 | 232.3 | 1:24:57.554 |
| 32 | 2 | 2:19.984 | 42.244 | 57.728 | 40.012 | 233.8 | 1:27:17.538 |
| 33 | 2 | 2:18.055 | 41.949 | 56.862 | 39.244 | 234.8 | 1:29:35.593 |
| 34 | 2 | 2:25.991 B | 41.944 | 58.329 | 45.718 | 234.3 | 1:32:01.584 |