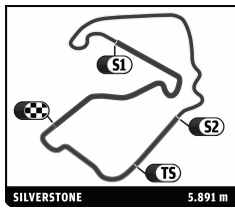


FIA WEC 6 HOURS OF SILVERSTONE FREE PRACTICE 1 Sector Analysis

■ Personal Best
 ■ Session Best
 ■ Crossing the finish line in pit lane

Lap	D	Time	Sector 1	Sector 2	Sector 3	T. Spd	Elapsed	Lap	D	Time	Sector 1	Sector 2	Sector 3	T. Spd	Elapsed
1 Audi Sport Team Joest Audi R18 e-tron quattro 1. André LOTTERER 3. Marcel FÄSSLER LMP1 2. Benoît TRÉLUYER								23	2	2:07.450 B	35.155	49.876	42.419	264.7	56:52.268
1	3	23:35.434	...	59.741	36.842	258.4	23:35.434	24	2	7:29.364	6:00.683	53.787	34.894	260.9	1:04:21.632
2	3	2:15.594 B	38.750	55.065	41.779	261.5	25:51.028	25	2	2:08.011	39.115	53.746	35.150	260.9	1:06:29.643
3	3	6:10.619	4:41.489	54.711	34.419	259.6	32:01.647	26	2	2:21.402 B	39.032	56.037	46.333	246.0	1:08:51.045
4	3	2:04.980	40.375	51.053	33.552	264.1	34:06.627	27	1	4:13.995	2:43.620	55.895	34.480	260.9	1:13:05.040
5	3	2:00.337	35.808	50.216	34.313	265.4	36:06.964	28	1	2:01.184	36.724	50.833	33.627	266.7	1:15:06.224
6	3	1:58.811	35.741	49.762	33.308	266.0	38:05.775	29	1	1:58.238	35.516	49.623	33.099	266.0	1:17:04.462
7	3	1:57.841	35.019	49.396	33.426	267.3	40:03.616	30	1	1:56.258	34.983	48.559	32.716	266.0	1:19:00.720
8	3	2:12.722	34.910	49.178	48.634	267.3	42:16.338	31	1	1:56.446	35.155	48.633	32.658	266.7	1:20:57.166
9	3	1:58.383	35.565	49.425	33.393	266.7	44:14.721	32	1	1:58.304	35.324	49.680	33.300	268.0	1:22:55.470
10	3	2:00.171	34.879	50.682	34.610	267.3	46:14.892	33	1	1:56.166	34.581	48.402	33.183	268.0	1:24:51.636
11	3	2:01.719	35.125	52.624	33.970	268.0	48:16.611	34	1	1:55.130	34.617	47.701	32.812	266.7	1:26:46.766
12	3	1:59.191	35.506	50.030	33.655	266.7	50:15.802	35	1	2:04.287	37.616	51.882	34.789	266.0	1:28:51.053
13	3	2:07.946 B	36.903	50.188	40.855	266.0	52:23.748	36	1	1:57.545	35.262	49.163	33.120	265.4	1:30:48.598
14	3	7:41.450	6:15.122	51.488	34.840	263.4	1:00:05.198								
15	3	2:00.735	35.328	49.392	36.015	266.7	1:02:05.933								
16	3	1:59.216	35.422	49.913	33.881	267.3	1:04:05.149								
17	3	2:00.833	36.134	48.878	35.821	266.7	1:06:05.982								
18	3	2:00.142	36.421	49.920	33.801	266.0	1:08:06.124								
19	3	2:07.540 B	35.932	50.466	41.142	266.7	1:10:13.664								
20	1	3:02.744	1:37.682	51.429	33.633	263.4	1:13:16.408								
21	1	1:58.020	36.113	49.162	32.745	266.7	1:15:14.428								
22	1	1:57.446	36.186	48.545	32.715	266.7	1:17:11.874								
23	1	1:57.195	34.855	48.440	33.900	266.7	1:19:09.069								
24	1	2:02.847 B	34.897	48.215	39.735	266.7	1:21:11.916								
25	1	2:47.712	1:14.762	51.881	41.069	200.7	1:23:59.628								
26	1	1:55.669	34.742	47.915	33.012	267.3	1:25:55.297								
27	1	1:55.156	34.472	46.881	33.803	264.7	1:27:50.453								
28	1	1:59.246	35.223	49.446	34.577	264.7	1:29:49.699								
29	1	2:08.030 B	37.234	49.251	41.545	264.7	1:31:57.729								
2 Audi Sport Team Joest Audi R18 e-tron quattro 1. Tom KRISTENSEN 3. Allan MCNISH LMP1 2. Loïc DUVAL								1	3	3:53.482 B	2:10.183	59.383	43.916	248.8	3:53.482
2	3	6:37.022	5:04.876	56.909	35.237	262.1	10:30.504								
3	3	2:07.875	38.322	54.628	34.925	263.4	12:38.379								
4	3	2:11.392 B	37.113	53.238	41.041	264.7	14:49.771								
5	3	2:53.662	1:25.530	53.021	35.111	264.7	17:43.433								
6	3	2:02.024	37.805	50.451	33.768	266.0	19:45.457								
7	3	2:00.902	36.467	50.545	33.890	265.4	21:46.359								
8	3	2:00.669	37.158	49.727	33.784	265.4	23:47.028								
9	3	2:08.276 B	36.071	50.544	41.661	266.7	25:55.304								
10	2	4:50.865	3:22.571	53.784	34.510	262.1	30:46.169								
11	2	2:02.924	37.499	51.701	33.724	264.1	32:49.093								
12	2	1:58.682	36.087	49.875	32.720	263.4	34:47.775								
13	2	1:58.955	36.520	49.351	33.084	264.7	36:46.730								
14	2	2:00.269	37.964	48.953	33.352	264.7	38:46.999								
15	2	1:56.071	35.128	48.382	32.561	266.0	40:43.070								
16	2	1:57.339	35.200	48.904	33.235	266.0	42:40.409								
17	2	2:03.288	36.176	50.276	36.836	264.7	44:43.697								
18	2	1:58.739	36.049	49.203	33.487	267.3	46:42.436								
19	2	2:00.583	34.830	51.980	33.773	264.1	48:43.019								
20	2	1:59.993	36.968	50.005	33.020	266.0	50:43.012								
21	2	1:59.341	35.376	49.328	34.637	267.3	52:42.353								
22	2	2:02.465	39.870	49.554	33.041	266.7	54:44.818								
7 Toyota Racing Toyota TS030 - Hybrid 1. Alexander WURZ LMP1 2. Nicolas LAPIERRE								1	1	2:20.651 B	43.290	55.690	41.671	252.9	2:20.651
2	1	6:41.444	5:14.608	52.882	33.954	255.3	9:02.095								
3	1	2:14.923	38.820	51.938	44.165	256.5	11:17.018								
4	1	2:02.384	36.926	51.618	33.840	257.1	13:19.402								
5	1	2:01.872	36.369	51.178	34.325	258.4	15:21.274								
6	1	2:01.463	36.651	51.444	33.368	257.8	17:22.737								
7	1	1:59.950	35.697	50.691	33.562	257.1	19:22.687								
8	1	2:04.328	38.704	51.923	33.701	258.4	21:27.015								
9	1	2:09.792 B	35.617	51.028	43.147	258.4	23:36.807								
10	1	7:38.901	6:12.100	52.864	33.937	256.5	31:15.708								
11	1	2:02.985	36.668	53.218	33.099	256.5	33:18.693								
12	1	2:00.176	34.670	51.878	33.628	258.4	35:18.869								
13	1	1:56.549	35.134	49.162	32.253	258.4	37:15.418								
14	1	1:56.736	34.383	49.501	32.852	259.6	39:12.154								
15	1	1:57.000	34.080	50.746	32.174	259.6	41:09.154								
16	1	2:03.578 B	35.357	47.864	40.357	259.0	43:12.732								
17	1	3:12.340 B	1:33.869	54.732	43.739	255.9	46:25.072								
18	2	5:35.220	4:03.497	55.280	36.443	255.3	52:00.292								
19	2	2:08.009	39.688	53.643	34.678	254.7	54:08.301								
20	2	2:04.787	36.353	50.651	37.783	259.6	56:13.088								
21	2	2:03.012	38.942	50.523	33.547	259.0	58:16.100								
22	2	2:08.763 B	35.831	50.395	42.537	258.4	1:00:24.863								
23	2	5:42.201	4:18.441	49.912	33.848	255.9	1:06:07.064								
24	2	2:05.642	39.976	51.875	33.791	256.5	1:08:12.706								
25	2	2:01.228	36.478	50.842	33.908	258.4	1:10:13.934								
26	2	2:07.999 B	36.156	50.023	41.820	256.5	1:12:21.933								
27	2	7:08.781	5:36.184	49.695	42.902	257.1	1:19:30.714								
28	2	2:00.591	38.067	49.061	33.463	257.8	1:21:31.305								
29	2	1:58.093	35.710	48.974	33.409	257.8	1:23:29.398								
30	2	1:57.845	35.020	49.143	33.682	258.4	1:25:27.243								
31	2	1:58.975	35.102	49.841	34.032	258.4	1:27:26.218								
32	2	1:57.394	35.008	48.433	33.953	257.8	1:29:23.612								
33	2	2:00.287	36.854	49.476	33.957	255.9	1:31:23.899								
8 Toyota Racing Toyota TS030 - Hybrid 1. Anthony DAVIDSON LMP1 2. Sébastien BUEMI 3. Stéphane SARRAZIN								1	3	2:36.241 B	46.804	58.220	51.217	166.9	2:36.241
2	3	7:25.960	5:53.656	56.441	35.863	251.2	10:02.201								
3	3	2:08.948	39.172	53.839	35.937	252.3	12:11.149								
4	3	2:08.015	39.455	53.447	35.113	253.5	14:19.164								

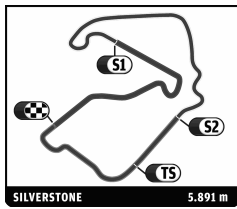


FIA WEC
6 HOURS OF SILVERSTONE
FREE PRACTICE 1

Sector Analysis

Personal Best Session Best B Crossing the finish line in pit lane

Lap	D	Time	Sector 1	Sector 2	Sector 3	T. Spd	Elapsed	Lap	D	Time	Sector 1	Sector 2	Sector 3	T. Spd	Elapsed
5	3	2:06.872	38.014	53.915	34.943	250.0	16:26.036	26	1	1:58.820	35.815	49.534	33.471	262.8	1:20:32.156
6	3	2:15.851 B	38.779	55.305	41.767	252.9	18:41.887	27	1	2:08.935 B	35.963	51.371	41.601	263.4	1:22:41.091
7	3	3:06.410	1:38.942	52.942	34.526	254.7	21:48.297	28	2	5:02.242	3:33.883	51.465	36.894	261.5	1:27:43.333
8	3	2:02.233	37.081	51.232	33.920	254.1	23:50.530	29	2	2:05.975	37.926	51.768	36.281	261.5	1:29:49.308
9	3	2:01.595	36.694	50.976	33.925	254.7	25:52.125	30	2	2:14.939	41.549	55.218	38.172	257.8	1:32:04.247
10	3	2:01.063	36.597	50.793	33.673	253.5	27:53.188								
11	3	2:13.388 B	38.315	52.959	42.114	252.3	30:06.576								
12	3	7:52.161	6:27.524	51.121	33.516	254.7	37:58.737								
13	3	2:00.180	35.476	51.436	33.268	255.3	39:58.917								
14	3	2:05.945 B	35.453	49.338	41.154	256.5	42:04.862								
15	3	6:09.459	4:42.016	52.884	34.559	252.9	48:14.321								
16	3	1:58.907	35.916	49.277	33.714	254.7	50:13.228								
17	3	2:00.454	35.974	49.575	34.905	257.1	52:13.682								
18	3	1:58.377	35.272	50.238	32.867	256.5	54:12.059								
19	3	2:00.006	34.946	48.607	36.453	258.4	56:12.065								
20	3	2:07.076 B	35.396	50.916	40.764	258.4	58:19.141								
21	2	3:20.951	1:52.103	54.411	34.437	255.3	1:01:40.092								
22	2	1:58.563	35.896	49.434	33.233	253.5	1:03:38.655								
23	2	1:56.650	34.832	48.892	32.926	255.3	1:05:35.305								
24	2	1:59.628	34.338	50.699	34.591	249.4	1:07:34.933								
25	2	2:16.922 B	34.744	51.966	50.212	170.6	1:09:51.855								
26	1	6:01.403	4:29.072	55.915	36.416	253.5	1:15:53.258								
27	1	2:15.724 B	38.529	54.550	42.645	254.1	1:18:08.982								
28	1	3:04.522	1:36.873	51.731	35.918	252.9	1:21:13.504								
29	1	2:04.041	37.099	52.720	34.222	252.9	1:23:17.545								
30	1	2:00.429	35.425	50.526	34.478	254.1	1:25:17.974								
31	1	2:00.908	37.239	50.153	33.516	253.5	1:27:18.882								
32	1	2:01.517	35.118	50.616	35.783	252.9	1:29:20.399								
33	1	2:00.160	35.611	50.656	33.893	252.9	1:31:20.559								
12 Rebellion Racing 1.Nicolas PROST 2.Neel JANI 3.Nick HEIDFELD Lola B12/60 Coupé - Toyota LMP1								13 Rebellion Racing 1.Andrea BELICCHI 2.Mathias BECHE 3.Cong FU CHENG Lola B12/60 Coupé - Toyota LMP1							
1	3	7:19.048 B	5:25.196	1:06.141	47.711	234.8	7:19.048	1	1	5:07.498 B	3:17.213	1:04.936	45.349	252.9	5:07.498
2	3	14:55.355	...	58.299	36.633	259.0	22:14.403	2	1	7:02.830	5:28.356	57.637	36.837	256.5	12:10.328
3	3	2:09.717	39.624	54.875	35.218	259.6	24:24.120	3	1	2:10.263	40.288	54.074	35.901	259.6	14:20.591
4	3	2:06.636	38.629	53.145	34.862	260.2	26:30.756	4	1	2:06.479	37.904	54.101	34.474	260.9	16:27.070
5	3	2:03.963	37.335	52.733	33.895	262.1	28:34.719	5	1	2:11.695	38.152	55.405	38.138	264.1	18:38.765
6	3	2:09.774	39.714	55.427	34.633	261.5	30:44.493	6	1	2:03.026	37.120	51.934	33.972	260.9	20:41.791
7	3	2:03.407	36.991	52.093	34.323	260.9	32:47.900	7	1	2:03.100	36.702	51.793	34.605	260.2	22:44.891
8	3	2:17.442 B	37.734	56.664	43.044	255.9	35:05.342	8	1	2:11.402 B	37.193	52.284	41.925	261.5	24:56.293
9	3	7:42.636	6:15.612	52.844	34.180	261.5	42:47.978	9	1	8:01.745	6:31.800	52.666	37.279	260.2	32:58.038
10	3	2:04.115	36.600	53.025	34.490	260.9	44:52.093	10	1	2:02.302	37.202	51.293	33.807	262.1	35:00.340
11	3	2:01.551	36.174	51.057	34.320	260.9	46:53.644	11	1	2:00.785	36.070	50.867	33.848	259.6	37:01.125
12	3	2:02.494	36.658	51.464	34.372	261.5	48:56.138	12	1	2:10.405 B	36.034	52.311	42.060	263.4	39:11.530
13	3	2:05.113	36.289	53.650	35.174	260.9	51:01.251	13	2	6:39.037	5:07.804	54.841	36.392	255.3	45:50.567
14	3	2:01.946	36.466	51.486	33.994	262.8	53:03.197	14	2	2:04.806	38.182	52.175	34.449	260.2	47:55.373
15	3	2:02.142	36.673	50.701	34.768	263.4	55:05.339	15	2	2:05.594	37.988	53.521	34.085	261.5	50:00.967
16	3	2:14.780	38.541	55.441	40.798	242.2	57:20.119	16	2	2:04.097	37.018	53.455	33.624	261.5	52:05.064
17	3	1:59.848	35.848	49.885	34.115	262.8	59:19.967	17	2	2:02.684	36.976	51.789	33.919	261.5	54:07.748
18	3	2:11.700 B	38.036	52.672	40.992	262.8	1:01:31.667	18	2	2:02.430	36.312	50.471	35.647	262.8	56:10.178
19	1	4:34.163	3:01.206	55.751	37.206	260.9	1:06:05.830	19	2	2:01.241	36.002	51.962	33.277	262.1	58:11.419
20	1	2:11.793	40.733	55.170	35.890	260.2	1:08:17.623	20	2	1:59.343	36.511	49.589	33.243	263.4	1:00:10.762
21	1	2:06.662	38.442	53.237	34.983	257.1	1:10:24.285	21	2	2:04.712	36.078	55.325	33.309	260.9	1:02:15.474
22	1	2:04.037	37.653	52.211	34.173	262.8	1:12:28.322	22	2	2:01.873	36.862	51.640	33.371	261.5	1:04:17.347
23	1	2:00.967	36.666	50.729	33.572	262.8	1:14:29.289	23	2	2:11.749 B	36.426	52.719	42.604	263.4	1:06:29.096
24	1	2:00.476	36.236	49.868	34.372	262.1	1:16:29.765	24	3	5:01.305	3:30.353	55.414	35.538	261.5	1:11:30.401
25	1	2:03.571	36.108	52.194	35.269	245.5	1:18:33.336	25	3	2:05.760	38.437	52.875	34.448	263.4	1:13:36.161
21 Strakka Racing 1.Nick LEVENTIS 2.Danny WATTS 3.Jonny KANE HPD ARX 03c - Honda LMP1								21 Strakka Racing 1.Nick LEVENTIS 2.Danny WATTS 3.Jonny KANE HPD ARX 03c - Honda LMP1							
1	3	5:11.880 B	3:18.950	1:05.601	47.329	202.2	5:11.880	1	3	5:11.880 B	3:18.950	1:05.601	47.329	202.2	5:11.880
2	3	5:21.613	3:45.984	58.643	36.986	244.3	10:33.493	2	3	5:21.613	3:45.984	58.643	36.986	244.3	10:33.493
3	3	2:11.951	39.807	55.930	36.214	257.8	12:45.444	3	3	2:11.951	39.807	55.930	36.214	257.8	12:45.444
4	3	2:06.225	37.878	53.003	35.344	260.2	14:51.669	4	3	2:06.225	37.878	53.003	35.344	260.2	14:51.669
5	3	2:05.386	37.208	53.758	34.420	259.6	16:57.055	5	3	2:05.386	37.208	53.758	34.420	259.6	16:57.055
6	3	2:03.596	37.129	52.059	34.408	260.9	19:00.651	6	3	2:03.596	37.129	52.059	34.408	260.9	19:00.651
7	3	2:14.809 B	38.027	53.460	43.322	255.9	21:15.460	7	3	2:14.809 B	38.027	53.460	43.322	255.9	21:15.460
8	3	5:45.803	4:16.622	54.211	34.970	259.0	27:01.263	8	3	5:45.803	4:16.622	54.211	34.970	259.0	27:01.263
9	3	2:04.895	37.982	52.848	34.065	260.9	29:06.158	9	3	2:04.895	37.982	52.848	34.065	260.9	29:06.158
10	3	2:04.002	36.817	52.990	34.195	259.6	31:10.160	10	3	2:04.002	36.817	52.990	34.195	259.6	31:10.160
11	3	2:04.442	38.354	52.270	33.818	259.6	33:14.602	11	3	2:04.442	38.354	52.270	33.818	259.6	33:14.602
12	3	2:04.081	37.341	51.832	34.908	261.5	35:18.683	12	3	2:04.081	37.341	51.832	34.908	261.5	35:18.683

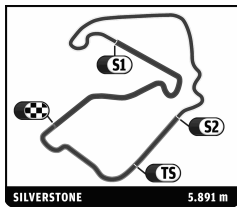


FIA WEC
6 HOURS OF SILVERSTONE
FREE PRACTICE 1

Sector Analysis

Personal Best Session Best B Crossing the finish line in pit lane

Lap	D	Time	Sector 1	Sector 2	Sector 3	T. Spd	Elapsed	Lap	D	Time	Sector 1	Sector 2	Sector 3	T. Spd	Elapsed						
13	3	2:12.528B	37.932	51.840	42.756	259.0	37:31.211	34	2	2:13.802B	37.368	53.496	42.938	218.6	1:32:05.396						
14	2	9:12.254	7:41.865	54.627	35.762	259.0	46:43.465	25 Delta-ADR 1.Tor GRAVES 2.Antonio PIZZONIA 3.James WALKER Oreca 03 - Nissan LMP2													
15	2	2:05.271	37.205	52.531	35.535	259.6	48:48.736	1	3	4:57.015	3:08.562	1:06.466	41.987	227.4	4:57.015						
16	2	2:07.383	37.477	54.222	35.684	259.0	50:56.119	2	3	2:24.155	45.157	59.615	39.383	240.0	7:21.170						
17	2	2:03.284	36.738	52.088	34.458	260.2	52:59.403	3	3	2:23.398	44.570	59.910	38.918	238.4	9:44.568						
18	2	2:03.710	36.665	51.774	35.271	262.1	55:03.113	4	3	2:19.662	41.661	57.279	40.722	206.9	12:04.230						
19	2	2:01.715	36.243	50.607	34.865	261.5	57:04.828	5	3	2:18.165	42.640	56.679	38.846	246.6	14:22.395						
20	2	2:03.580	38.383	50.119	35.078	260.2	59:08.408	6	3	2:14.478	40.757	56.864	36.857	248.8	16:36.873						
21	2	2:00.123	36.021	49.475	34.627	261.5	1:01:08.531	7	3	2:13.650	40.129	55.895	37.626	245.5	18:50.523						
22	2	2:01.847	35.827	50.168	35.852	262.1	1:03:10.378	8	3	2:17.354	41.828	57.419	38.107	238.4	21:07.877						
23	2	2:10.977B	36.108	51.454	43.415	260.2	1:05:21.355	9	3	2:24.347B	41.994	58.145	44.208	238.4	23:32.224						
24	2	3:57.061	2:26.113	55.002	35.946	258.4	1:09:18.416	10	1	11:22.690B	9:25.623	1:07.713	49.354	154.7	34:54.914						
25	2	2:05.608	38.726	52.070	34.812	258.4	1:11:24.024	11	1	11:40.331	...	57.996	38.265	248.3	46:35.245						
26	2	2:04.856	36.622	52.814	35.420	258.4	1:13:28.880	12	1	2:15.303	40.893	56.605	37.805	218.2	48:50.548						
27	2	2:04.901	38.000	51.632	35.269	258.4	1:15:33.781	13	1	2:14.390	39.356	57.241	37.793	248.8	51:04.938						
28	2	2:01.143	36.192	50.062	34.889	259.6	1:17:34.924	14	1	2:34.361	59.694	57.656	37.011	250.0	53:39.299						
29	2	2:10.776B	36.303	51.494	42.979	258.4	1:19:45.700	15	1	2:09.164	39.402	53.830	35.932	249.4	55:48.463						
30	1	4:40.717	3:01.727	1:00.801	38.189	254.1	1:24:26.417	16	1	2:08.704	38.654	54.014	36.036	248.8	57:57.167						
31	1	2:15.983	42.204	57.322	36.457	254.1	1:26:42.400	17	1	2:10.078	38.574	54.202	37.302	248.3	1:00:07.245						
32	1	2:14.943	42.184	55.883	36.876	255.9	1:28:57.343	18	1	2:11.926	39.177	55.591	37.158	244.9	1:02:19.171						
33	1	2:16.412	43.700	56.466	36.246	255.9	1:31:13.755	19	1	2:19.701B	40.472	56.065	43.164	246.6	1:04:38.872						
24 OAK Racing 1.Olivier PLA 2.David HEINEMEIER HANSSON 3.Alex BRUNDLE Morgan - Nissan LMP2								20							2	4:50.492	3:14.818	57.381	38.293	245.5	1:09:29.364
1	3	4:28.608B	2:27.936	1:12.970	47.702	231.8	4:28.608	21	2	2:12.530	41.220	55.139	36.171	249.4	1:11:41.894						
2	3	4:56.227	3:20.449	58.015	37.763	246.0	9:24.835	22	2	2:08.110	38.644	53.456	36.010	251.7	1:13:50.004						
3	3	2:11.848	40.298	55.121	36.429	250.0	11:36.683	23	2	2:06.427	38.859	52.249	35.319	252.3	1:15:56.431						
4	3	2:10.414	39.319	55.061	36.034	250.0	13:47.097	24	2	2:08.045	38.356	52.313	37.376	253.5	1:18:04.476						
5	3	2:09.059	38.700	54.489	35.870	250.6	15:56.156	25	2	2:13.418	41.601	55.610	36.207	251.2	1:20:17.894						
6	3	2:09.193	38.493	54.554	36.146	248.8	18:05.349	26	2	2:03.080	36.732	51.210	35.138	250.6	1:22:20.974						
7	3	2:09.938	39.077	53.854	37.007	250.0	20:15.287	27	2	2:14.278	41.435	55.905	36.938	231.3	1:24:35.252						
8	3	2:09.874	38.686	54.323	36.865	249.4	22:25.161	28	2	2:02.361	36.352	50.785	35.224	250.6	1:26:37.613						
9	3	2:16.907B	38.573	54.687	43.647	248.8	24:42.068	29	2	2:12.651B	36.098	53.362	43.191	250.0	1:28:50.264						
10	3	6:20.179	4:49.848	53.423	36.908	250.0	31:02.247	26 G-Drive Racing 1.Roman RUSINOV 2.John MARTIN 3.Mike CONWAY Oreca 03 - Nissan LMP2													
11	3	2:07.310	39.022	52.014	36.274	252.3	33:09.557	1	2	10:07.466	8:23.562	1:03.368	40.536	224.1	10:07.466						
12	3	2:07.601	37.801	53.168	36.632	252.9	35:17.158	2	2	2:17.439	42.924	57.053	37.462	243.8	12:24.905						
13	3	2:03.557	36.916	51.112	35.529	252.3	37:20.715	3	2	2:14.321	40.771	56.902	36.648	244.3	14:39.226						
14	3	2:03.226	37.454	50.371	35.401	252.3	39:23.941	4	2	2:10.615	39.273	55.361	35.981	247.1	16:49.841						
15	3	2:01.685	36.405	49.782	35.498	252.9	41:25.626	5	2	2:16.524B	38.843	55.329	42.352	246.6	19:06.365						
16	3	2:04.383	37.774	51.078	35.531	247.1	43:30.009	6	3	5:53.746	4:18.223	58.640	36.883	245.5	25:00.111						
17	3	2:08.753B	36.310	49.798	42.645	253.5	45:38.762	7	3	2:11.775	41.148	54.952	35.675	245.5	27:11.886						
18	2	6:01.752	4:23.651	59.859	38.242	248.8	51:40.514	8	3	2:07.686	39.654	52.684	35.348	245.5	29:19.572						
19	2	2:15.822	41.986	56.455	37.381	249.4	53:56.336	9	3	2:05.949	38.603	52.306	35.040	245.5	31:25.521						
20	2	2:15.333	40.780	56.308	38.245	247.7	56:11.669	10	3	2:14.368B	38.801	53.466	42.101	247.1	33:39.889						
21	2	2:13.976	41.803	55.774	36.399	250.6	58:25.645	11	3	18:44.211	...	56.787	37.964	242.2	52:24.100						
22	2	2:12.636	39.495	56.042	37.099	250.0	1:00:38.281	12	3	2:09.241	40.070	53.462	35.709	246.6	54:33.341						
23	2	2:11.975	39.857	54.664	37.454	248.3	1:02:50.256	13	3	2:06.711	39.866	51.861	34.984	248.3	56:40.052						
24	2	2:13.861	40.911	55.592	37.358	248.8	1:05:04.117	14	3	2:01.823	37.259	49.929	34.635	247.1	58:41.875						
25	2	2:13.762	40.280	56.161	37.321	249.4	1:07:17.879	15	3	2:02.209	37.952	49.573	34.684	251.2	1:00:44.084						
26	2	2:17.280	41.176	58.826	37.278	246.6	1:09:35.159	16	3	2:11.180B	38.507	50.905	41.768	247.7	1:02:55.264						
27	2	2:19.547B	40.128	55.567	43.852	249.4	1:11:54.706	17	3	7:47.897	6:18.651	53.357	35.889	246.0	1:10:43.161						
28	2	5:48.810	4:17.981	54.306	36.523	247.1	1:17:43.516	18	3	2:12.696B	38.036	52.378	42.282	245.5	1:12:55.857						
29	2	2:12.755	38.731	55.342	38.682	248.8	1:19:56.271	19	3	5:49.933	4:22.476	51.261	36.196	247.1	1:18:45.790						
30	2	2:08.737	38.385	54.023	36.329	251.2	1:22:05.008	20	3	2:04.026	36.998	51.829	35.199	247.1	1:20:49.816						
31	2	2:19.626B	38.781	55.620	45.225	231.8	1:24:24.634	21	3	1:58.866	35.630	48.778	34.458	248.3	1:22:48.682						
32	2	3:20.055	1:52.446	52.016	35.593	252.3	1:27:44.689														
33	2	2:06.905	39.053	52.683	35.169	254.7	1:29:51.594														

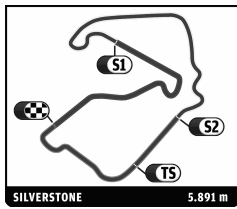


FIA WEC
6 HOURS OF SILVERSTONE
FREE PRACTICE 1

Sector Analysis

Personal Best Session Best B Crossing the finish line in pit lane

Lap	D	Time	Sector 1	Sector 2	Sector 3	T. Spd	Elapsed	Lap	D	Time	Sector 1	Sector 2	Sector 3	T. Spd	Elapsed
22	3	2:08.248 B	35.615	51.423	41.210	245.5	1:24:56.930	25	2	2:10.696	38.351	55.820	36.525	248.3	1:07:10.149
23	1	3:56.502	2:25.508	53.662	37.332	247.7	1:28:53.432	26	2	2:12.304	40.116	55.206	36.982	247.7	1:09:22.453
24	1	2:06.465	39.191	51.625	35.649	247.1	1:30:59.897	27	2	2:10.173	39.579	54.217	36.377	248.3	1:11:32.626
31 Lotus Lotus T128 LMP2 1. Kevin WEEDA 3. Christophe BOUCHUT 2. Vitantonio LIUZZI								28 2 2:08.108 38.537 53.030 36.541 250.6 1:13:40.734							
1	3	30:16.474 B	...	1:11.730	51.372	180.3	30:16.474	29	2	2:08.869	38.321	54.515	36.033	250.6	1:15:49.603
2	3	19:29.409	...	1:08.862	43.158	213.0	49:45.883	30	2	2:16.262 B	38.846	54.981	42.435	247.1	1:18:05.865
3	3	2:50.499	47.460	1:06.207	56.832	233.3	52:36.382	31	1	5:32.247	4:01.032	54.097	37.118	251.2	1:23:38.112
4	3	2:26.445	46.512	1:00.879	39.054	248.3	55:02.827	32	1	2:05.856	37.864	51.828	36.164	250.0	1:25:43.968
5	3	2:21.803	43.866	59.313	38.624	247.1	57:24.630	33	1	2:05.301	36.919	52.595	35.376	253.5	1:27:49.269
6	3	2:25.617 B	42.117	58.289	45.211	248.3	59:50.247	34	1	2:03.860	37.461	51.023	35.787	252.9	1:29:53.129
7	3	20:33.650	...	1:01.851	38.173	229.3	1:20:23.897	35	1	2:04.504	36.659	52.938	34.907	251.2	1:31:57.633
8	3	2:15.107	41.122	57.017	36.968	248.3	1:22:39.004	41 Greaves Motorsport Zytec Z11SN - Nissan LMP2 1. Chris DYSON 3. Tom KIMBER-SMITH 2. Michael MARSAL							
9	3	2:13.965	40.208	56.410	37.347	245.5	1:24:52.969	1	1	8:31.441 B	6:36.904	1:06.316	48.221	236.3	8:31.441
10	3	2:13.413	41.041	55.742	36.630	248.8	1:27:06.382	2	1	4:15.502	2:35.950	1:00.224	39.328	243.8	12:46.943
11	3	2:13.756	39.748	56.296	37.712	246.6	1:29:20.138	3	1	2:26.447 B	42.707	59.025	44.715	243.2	15:13.390
32 Lotus Lotus T128 LMP2 1. Thomas HOLZER 3. Jan CHAROUZ 2. Dominik KRAIHAMER								4	1	6:57.559	5:17.991	1:01.246	38.322	221.3	22:10.949
1	1	18:57.256 B	...	1:13.435	48.651	228.8	18:57.256	5	1	2:16.355	41.626	57.682	37.047	244.9	24:27.304
2	1	16:48.689 B	...	1:03.994	47.262	236.3	35:45.945	6	1	2:14.616	41.104	57.058	36.454	245.5	26:41.920
3	1	14:29.799	...	1:08.388	41.601	235.8	50:15.744	7	1	2:12.897	40.236	56.234	36.427	244.3	28:54.817
4	1	2:30.141	45.865	1:04.780	39.496	234.3	52:45.885	8	1	2:13.906	40.787	56.483	36.636	244.9	31:08.723
5	1	2:21.489	43.426	59.568	38.495	244.3	55:07.374	9	1	2:23.216 B	40.736	57.916	44.564	244.3	33:31.939
6	1	2:18.283	41.200	58.744	38.339	244.3	57:25.657	10	2	8:44.231	6:55.919	1:06.489	41.823	208.5	42:16.170
7	1	2:18.430	41.841	58.561	38.028	244.9	59:44.087	11	2	2:22.538	42.676	1:01.027	38.835	231.8	44:38.708
8	1	2:19.099	41.562	59.596	37.941	241.1	1:02:03.186	12	2	2:18.662	41.530	58.654	38.478	222.7	46:57.370
9	1	2:32.125 B	46.225	1:01.902	43.998	243.2	1:04:35.311	13	2	2:18.125	41.565	59.011	37.549	245.5	49:15.495
35 OAK Racing Morgan - Nissan LMP2 1. Bertrand BAGUETTE 3. Martin PLOWMANN 2. Ricardo GONZALEZ								14	2	2:19.094	41.772	59.104	38.218	237.4	51:34.589
1	3	4:26.160	2:28.798	1:12.636	44.726	211.8	4:26.160	15	2	2:57.298 B	1:07.187	1:02.590	47.521	235.8	54:31.887
2	3	2:21.098	45.206	58.212	37.680	248.8	6:47.258	16	2	12:42.786	...	1:02.265	39.789	237.9	1:07:14.673
3	3	2:13.534	41.165	55.873	36.496	250.6	9:00.792	17	2	2:21.708	41.986	1:01.043	38.679	240.0	1:09:36.381
4	3	2:15.827	42.766	56.513	36.548	250.6	11:16.619	18	2	2:18.356	40.911	58.225	39.220	244.3	1:11:54.737
5	3	2:10.155	39.682	54.723	35.750	250.6	13:26.774	19	2	2:17.898	41.099	58.540	38.259	244.3	1:14:12.635
6	3	2:08.700	38.923	54.068	35.709	251.2	15:35.474	20	2	2:17.006	41.314	57.555	38.137	243.8	1:16:29.641
7	3	2:11.638	38.731	56.304	36.603	251.2	17:47.112	21	2	2:18.199	41.147	58.144	38.908	244.3	1:18:47.840
8	3	2:11.003	41.174	54.252	35.577	251.2	19:58.115	22	2	2:17.716	42.223	57.609	37.884	244.9	1:21:05.556
9	3	2:10.484	39.209	55.475	35.800	250.0	22:08.599	23	2	2:16.518	40.673	57.525	38.320	234.8	1:23:22.074
10	3	2:09.413	38.568	55.080	35.765	250.6	24:18.012	24	2	2:13.703	39.871	56.462	37.370	244.3	1:25:35.777
11	3	2:10.199	38.878	54.844	36.477	250.6	26:28.211	25	2	3:29.687	41.260	57.767	1:50.660	246.6	1:29:05.464
12	3	2:18.507 B	38.802	55.888	43.817	250.0	28:46.718	26	2	2:32.255 B	44.106	1:00.474	47.675	229.8	1:31:37.719
13	2	6:21.996	4:47.526	56.875	37.595	245.5	35:08.714	45 OAK Racing Morgan - Nissan LMP2 1. Jacques NICOLET 2. Jean-Marc MERLIN							
14	2	2:10.591	39.560	54.756	36.275	246.6	37:19.305	1	1	4:26.701	2:29.547	1:12.594	44.560	203.0	4:26.701
15	2	2:09.860	38.957	54.353	36.550	246.6	39:29.165	2	1	2:37.756 B	46.659	1:02.351	48.746	245.5	7:04.457
16	2	2:11.983	38.689	56.018	37.276	247.7	41:41.148	3	1	5:55.748	4:15.128	1:01.008	39.612	243.2	13:00.205
17	2	2:20.527 B	39.444	57.283	43.800	243.2	44:01.675	4	1	2:22.030	43.855	59.658	38.517	247.7	15:22.235
18	2	5:21.387	3:47.514	56.762	37.111	247.1	49:23.062	5	1	2:22.930	43.624	59.825	39.481	246.6	17:45.165
19	2	2:12.913	40.093	56.381	36.439	250.0	51:35.975	6	1	2:33.498 B	45.635	1:00.721	47.142	248.3	20:18.663
20	2	2:42.951 B	1:06.397	53.836	42.718	251.7	54:18.926	7	1	8:35.506	6:56.743	1:00.250	38.513	246.6	28:54.169
21	2	4:08.198	2:35.319	56.183	36.696	247.1	58:27.124	8	1	2:19.743	42.740	59.364	37.639	245.5	31:13.912
22	2	2:12.151	38.900	55.550	37.701	250.6	1:00:39.275	9	1	2:22.160	44.188	58.747	39.225	248.3	33:36.072
23	2	2:11.338	40.158	53.946	37.234	247.7	1:02:50.613	10	1	2:16.771	41.731	58.289	36.751	248.3	35:52.843
24	2	2:08.840	39.311	53.377	36.152	248.8	1:04:59.453	11	1	2:15.536	41.027	57.520	36.989	248.8	38:08.379
								12	1	2:15.518	41.282	57.515	36.721	248.3	40:23.897
								13	1	2:16.286	41.132	57.504	37.650	249.4	42:40.183
								14	1	2:29.201 B	42.037	59.558	47.606	247.7	45:09.384

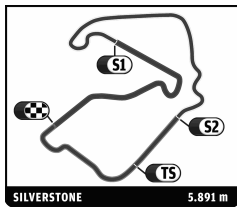


FIA WEC
6 HOURS OF SILVERSTONE
FREE PRACTICE 1

Sector Analysis

■ Personal Best ■ Session Best B Crossing the finish line in pit lane

Lap	D	Time	Sector 1	Sector 2	Sector 3	T. Spd	Elapsed	Lap	D	Time	Sector 1	Sector 2	Sector 3	T. Spd	Elapsed
15	2	7:56.638	6:16.723	1:01.983	37.932	247.1	53:06.022	8	2	2:03.802	37.501	52.141	34.160	247.1	29:24.379
16	2	2:18.237	41.637	59.618	36.982	247.7	55:24.259	9	2	2:15.345B	38.623	54.315	42.407	247.1	31:39.724
17	2	2:13.887	40.548	56.695	36.644	248.8	57:38.146	10	1	4:40.193	3:08.402	55.046	36.745	247.7	36:19.917
18	2	2:13.522	40.267	56.182	37.073	247.1	59:51.668	11	1	2:07.612	38.873	53.601	35.138	246.6	38:27.529
19	2	2:13.954	40.719	56.112	37.123	250.0	1:02:05.622	12	1	2:07.838	38.485	53.666	35.687	246.6	40:35.367
20	2	2:15.310	41.858	56.505	36.947	246.6	1:04:20.932	13	1	2:08.511	38.619	54.226	35.666	246.0	42:43.878
21	2	2:13.936	41.234	55.822	36.880	248.8	1:06:34.868	14	1	2:10.824	38.591	56.115	36.118	245.5	44:54.702
22	2	2:16.807	41.626	57.473	37.708	248.8	1:08:51.675	15	1	2:06.902	37.854	53.376	35.672	247.1	47:01.604
23	2	2:16.731	41.459	57.711	37.561	247.1	1:11:08.406	16	1	2:09.359	38.123	55.909	35.327	246.0	49:10.963
24	2	2:16.172	41.027	58.172	36.973	247.7	1:13:24.578	17	1	2:07.315	38.260	53.239	35.816	246.0	51:18.278
25	2	2:13.682	41.426	55.849	36.407	249.4	1:15:38.260	18	1	2:09.601	40.495	53.357	35.749	246.0	53:27.879
26	2	2:12.169	39.633	55.823	36.713	244.9	1:17:50.429	19	1	2:07.322	38.615	53.145	35.562	248.8	55:35.201
27	2	2:11.639	40.135	55.130	36.374	248.3	1:20:02.068	20	1	2:07.930	39.120	52.975	35.835	246.0	57:43.131
28	2	2:22.336B	40.223	56.484	45.629	248.8	1:22:24.404	21	1	2:08.957	38.071	53.725	37.161	248.3	59:52.088
47 KCMG Morgan - Nissan LMP2 1. Alexander IMPERTORI 3. Jim KA TO 2. Matthew HOWSON								22 1 2:08.413 39.467 52.645 36.301 247.7 1:02:00.501							
1	1	2:51.032B	1:04.250	1:01.301	45.481	209.3	2:51.032	23	1	2:07.433	37.857	52.974	36.602	246.0	1:04:07.934
2	1	5:32.620	3:56.386	58.261	37.973	247.1	8:23.652	24	1	2:17.012B	40.633	53.524	42.855	244.9	1:06:24.946
3	1	2:12.559	40.227	55.909	36.423	248.8	10:36.211	25	3	4:24.870	2:51.856	56.495	36.519	245.5	1:10:49.816
4	1	2:11.827	39.186	55.540	37.101	248.8	12:48.038	26	3	2:08.703	39.601	52.991	36.111	248.3	1:12:58.519
5	1	2:10.714	40.110	54.508	36.096	250.0	14:58.752	27	3	2:05.115	38.018	52.203	34.894	247.7	1:15:03.634
6	1	2:08.615	39.019	53.790	35.806	250.6	17:07.367	28	3	2:04.010	37.596	51.745	34.669	247.1	1:17:07.644
7	1	2:15.010B	38.285	54.915	41.810	248.8	19:22.377	29	3	2:03.702	37.004	51.710	34.988	247.7	1:19:11.346
8	1	6:36.992	5:06.128	55.174	35.690	249.4	25:59.369	30	3	2:03.732	37.655	51.317	34.760	247.7	1:21:15.078
9	1	2:07.222	38.287	53.589	35.346	250.6	28:06.591	31	3	2:04.033	36.952	51.707	35.374	246.6	1:23:19.111
10	1	2:06.607	38.023	53.335	35.249	250.0	30:13.198	32	3	2:10.584B	37.143	51.292	42.149	249.4	1:25:29.695
11	1	2:09.026	37.921	56.295	34.810	249.4	32:22.224	33	3	3:32.877	2:02.652	51.959	38.266	245.5	1:29:02.572
12	1	2:16.102B	37.634	55.109	43.359	248.8	34:38.326	34	3	2:08.289	38.949	52.020	37.320	247.7	1:31:10.861
13	3	9:01.564	7:18.252	1:03.216	40.096	219.5	43:39.890	50 Larbre Competition Chevrolet Corvette C6-ZR1 LMGTE Am 1. Patrick BORNHAUSER 3. Fernando REES 2. Julien CANAL							
14	3	2:19.564	42.711	59.385	37.468	247.1	45:59.454	1	2	7:35.851B	5:15.729	1:24.317	55.805	203.4	7:35.851
15	3	2:18.467	41.154	59.726	37.587	240.5	48:17.921	2	2	6:58.752B	4:38.487	1:25.259	55.006	174.5	14:34.603
16	3	2:11.874	40.067	55.309	36.498	252.3	50:29.795	3	2	3:25.107	1:32.150	1:09.668	43.289	219.1	17:59.710
17	3	2:12.320	40.145	55.598	36.577	251.2	52:42.115	4	2	2:34.347	48.137	1:05.014	41.196	232.3	20:34.057
18	3	2:22.510	42.232	1:00.392	39.886	210.1	55:04.625	5	2	2:27.954	45.327	1:02.227	40.400	231.8	22:02.011
19	3	2:17.670	42.469	59.089	36.112	249.4	57:22.295	6	2	2:24.840	43.967	1:01.900	38.973	232.3	25:26.851
20	3	2:10.054	39.295	54.898	35.861	251.2	59:32.349	7	2	2:25.122	42.919	1:01.534	40.669	232.3	27:51.973
21	3	2:24.343	40.457	54.321	49.565	251.7	1:01:56.692	8	2	2:29.554B	42.248	1:00.047	47.259	232.8	30:21.527
22	3	2:10.610	40.001	54.033	36.576	252.3	1:04:07.302	9	2	6:21.728	4:44.339	58.812	38.577	232.8	36:43.255
23	3	2:27.907B	42.908	55.206	49.793	252.9	1:06:35.209	10	2	2:17.764	41.472	58.406	37.886	232.8	39:01.019
24	2	7:21.916	5:51.155	54.780	35.981	248.3	1:13:57.125	11	2	2:17.131	41.060	58.167	37.904	233.3	41:18.150
25	2	2:07.812	38.645	53.722	35.445	249.4	1:16:04.937	12	2	2:16.782	40.952	57.899	37.931	232.8	43:34.932
26	2	2:06.492	37.724	53.598	35.170	250.6	1:18:11.429	13	2	2:24.357B	40.985	58.065	45.307	232.3	45:59.289
27	2	2:06.834	37.183	54.129	35.522	251.7	1:20:18.263	14	1	5:13.302	3:28.586	1:03.750	40.966	232.8	51:12.591
28	2	2:04.579	37.305	52.231	35.043	251.7	1:22:22.842	15	1	2:26.379	46.128	1:01.121	39.130	234.8	53:38.970
29	2	2:04.142	37.040	51.933	35.169	251.7	1:24:26.984	16	1	2:20.898	42.961	59.458	38.479	233.3	55:59.868
30	2	2:11.955B	37.244	51.559	43.152	250.6	1:26:38.939	17	1	2:20.383	42.242	59.315	38.826	235.3	58:20.251
49 Pecom Racing Oreca 03 - Nissan LMP2 1. Luis PEREZ COMPANC 3. Pierre KAFFER 2. Nicolas MINASSIAN								18 1 2:19.470 41.936 58.312 39.222 233.8 1:00:39.721							
1	2	3:30.997B	1:46.459	1:00.052	44.486	243.8	3:30.997	19	1	2:21.292	43.967	58.917	38.408	235.3	1:03:01.013
2	2	6:08.317	4:35.015	56.840	36.462	244.3	9:39.314	20	1	2:17.984	41.936	57.952	38.096	233.8	1:05:18.997
3	2	2:08.424	39.446	53.942	35.036	247.1	11:47.738	21	1	2:19.727	41.799	59.394	38.534	232.3	1:07:38.724
4	2	2:07.312	38.664	54.224	34.424	248.3	13:55.050	22	1	2:27.401B	43.047	59.551	44.803	232.3	1:10:06.125
5	2	2:05.673	38.168	53.075	34.430	247.7	16:00.723	23	3	5:41.056	4:03.371	58.723	38.962	235.8	1:15:47.181
6	2	2:18.807B	39.746	55.719	43.342	247.7	18:19.530	24	3	2:17.182	41.325	57.603	38.254	233.3	1:18:04.363
7	2	9:01.047	7:28.106	55.162	37.779	237.9	27:20.577	25	3	2:19.998	42.892	58.766	38.340	233.8	1:20:24.361
								26 3 2:16.011 40.989 57.502 37.520 234.8 1:22:40.372							
								27 3 2:14.154 40.212 56.416 37.526 234.8 1:24:54.526							

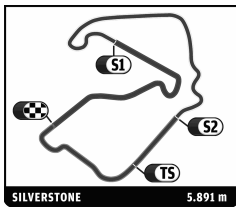


FIA WEC
6 HOURS OF SILVERSTONE
FREE PRACTICE 1

Sector Analysis

Personal Best Session Best B Crossing the finish line in pit lane

Lap	D	Time	Sector 1	Sector 2	Sector 3	T. Spd	Elapsed	Lap	D	Time	Sector 1	Sector 2	Sector 3	T. Spd	Elapsed
28	3	2:14.128	40.041	56.284	37.803	233.8	1:27:08.654	17	3	2:27.030	45.265	1:01.563	40.202	226.9	58:40.163
29	3	2:14.020	39.940	56.141	37.939	234.3	1:29:22.674	18	3	2:38.974	43.854	1:01.039	54.081	229.3	1:01:19.137
30	3	2:20.443 B	40.359	56.073	44.011	233.3	1:31:43.117	19	3	2:25.430	45.154	1:01.302	38.974	228.3	1:03:44.567
51 AF Corse Ferrari F458 Italia LMGT Pro 1. Gianmaria BRUNI 2. Giancarlo FISICHELLA								61 AF Corse Ferrari F458 Italia LMGT Am 1. Jack GERBER 2. Matt GRIFFIN 3. Marco CIOCI							
1	1	4:04.528	2:19.080	1:04.246	41.202	230.3	4:04.528	1	3	4:26.025	2:27.213	1:12.385	46.427	196.4	4:26.025
2	1	2:33.750	44.169	59.925	49.656	234.3	6:38.278	2	3	2:42.574	51.382	1:07.732	43.460	225.5	7:08.599
3	1	2:21.755	43.305	59.190	39.260	234.8	9:00.033	3	3	2:35.398	47.893	1:05.488	42.017	226.4	9:43.997
4	1	2:22.301	43.420	59.893	38.988	233.3	11:22.334	4	3	2:30.331	45.962	1:03.046	41.323	229.3	12:14.328
5	1	2:18.951	42.081	58.675	38.195	234.8	13:41.285	5	3	2:33.366 B	45.297	1:02.504	45.565	224.5	14:47.694
6	1	2:18.264	41.892	58.489	37.883	234.8	15:59.549	6	3	4:32.257	2:51.854	1:01.341	39.062	227.4	19:19.951
7	1	2:25.592 B	42.238	59.052	44.302	234.3	18:25.141	7	3	2:22.378	43.154	1:00.487	38.737	228.8	21:42.329
8	1	6:33.033	4:43.976	1:06.678	42.379	224.5	24:58.174	8	3	2:23.307	43.671	1:00.751	38.885	229.3	24:05.636
9	1	2:31.252	48.644	1:03.171	39.437	231.8	27:29.426	9	3	2:21.969	42.606	1:00.679	38.684	229.8	26:27.605
10	1	2:19.280	42.224	59.033	38.023	233.8	29:48.706	10	3	2:32.155 B	44.257	1:02.147	45.751	229.3	28:59.760
11	1	2:16.748	40.973	58.072	37.703	233.8	32:05.454	11	2	4:33.734	2:49.791	1:03.105	40.838	231.3	33:33.494
12	1	2:19.159	42.459	58.835	37.865	233.8	34:24.613	12	2	2:22.538	43.547	1:00.225	38.766	233.3	35:56.032
13	1	2:17.032	40.913	58.435	37.684	233.8	36:41.645	13	2	2:18.672	41.654	58.875	38.143	232.3	38:14.704
14	1	2:16.305	40.782	57.631	37.892	234.3	38:57.950	14	2	2:18.405	41.071	59.111	38.223	231.3	40:33.109
15	1	2:16.283	40.799	57.574	37.910	233.3	41:14.233	15	2	2:18.324	41.103	59.085	38.136	231.8	42:51.433
16	1	2:19.819	41.545	58.529	39.745	221.8	43:34.052	16	2	2:19.101	41.393	59.284	38.424	230.8	45:10.534
17	1	2:23.172 B	41.080	57.605	44.487	233.8	45:57.224	17	2	2:19.073	41.391	59.111	38.571	231.3	47:29.607
18	2	4:14.711	2:34.251	1:01.792	38.668	234.3	50:11.935	18	2	2:27.588 B	42.405	59.871	45.312	232.8	49:57.195
19	2	2:18.282	42.468	58.231	37.583	235.3	52:30.217	19	1	5:36.052	3:46.357	1:07.201	42.494	227.8	55:33.247
20	2	2:16.187	41.226	57.150	37.811	235.8	54:46.404	20	1	2:33.279	46.628	1:05.536	41.115	229.3	58:06.526
21	2	2:17.183	42.261	57.527	37.395	235.8	57:03.587	21	1	2:31.154	45.611	1:02.990	42.553	229.8	1:00:37.680
22	2	2:17.530	41.473	57.053	39.004	237.4	59:21.117	22	1	2:44.809	45.954	1:05.336	53.519	226.4	1:03:22.489
23	2	2:14.703	40.568	56.529	37.606	236.3	1:01:35.820	23	1	2:43.163	55.433	1:04.844	42.886	226.9	1:06:05.652
24	2	2:40.699	40.452	57.257	1:02.990	235.3	1:04:16.519	24	1	2:34.300	46.199	1:05.645	42.456	228.3	1:08:39.952
25	2	2:15.600	40.863	56.980	37.757	235.8	1:06:32.119	25	1	2:32.510	45.425	1:05.603	41.482	225.9	1:11:12.462
26	2	2:24.209 B	40.659	57.459	46.091	235.3	1:08:56.328	26	1	2:32.512	46.117	1:04.730	41.665	230.3	1:13:44.974
27	2	4:11.518	2:36.008	57.609	37.901	235.8	1:13:07.846	27	1	2:28.834	46.502	1:01.799	40.533	229.8	1:16:13.808
28	2	2:13.556	40.017	55.973	37.366	236.3	1:15:21.402	28	1	2:31.189	46.049	1:03.892	41.248	231.3	1:18:44.997
29	2	2:13.325	39.919	56.085	37.321	235.8	1:17:34.727	29	1	2:32.588	46.536	1:04.201	41.851	228.8	1:21:17.585
30	2	2:13.268	39.965	55.810	37.493	236.3	1:19:47.995	30	1	2:28.852	44.900	1:02.740	41.212	212.6	1:23:46.437
31	2	2:14.318	40.471	55.708	38.139	235.8	1:22:02.313	31	1	2:26.264	43.571	1:02.519	40.174	231.3	1:26:12.701
32	2	2:20.920 B	39.929	56.308	44.683	228.3	1:24:23.233	32	1	2:24.587	42.934	1:01.530	40.123	230.8	1:28:37.288
57 Krohn Racing Ferrari F458 Italia LMGT Am 1. Tracy KROHN 2. Niclas JÖNSSON 3. Maurizio MEDIANI								71 AF Corse Ferrari F458 Italia LMGT Pro 1. Kamui KOBAYASHI 2. Toni VILANDER							
1	2	3:26.280 B	1:25.141	1:11.906	49.233	198.9	3:26.280	1	2	5:35.096	3:53.611	1:02.683	38.802	232.3	5:35.096
2	2	8:51.090	6:57.445	1:08.335	45.310	216.0	12:17.370	2	2	2:19.180	41.765	59.568	37.847	235.8	7:54.276
3	2	2:50.305	48.161	1:07.609	54.535	226.9	15:07.675	3	2	2:26.717 B	42.359	59.348	45.010	233.8	10:20.993
4	2	2:33.882	46.805	1:05.242	41.835	225.9	17:41.557	4	2	3:41.187	1:57.966	1:03.083	40.138	231.3	14:02.180
5	2	2:37.452	48.522	1:06.641	42.289	227.8	20:19.009	5	2	2:20.922	43.213	59.069	38.640	235.8	16:23.102
6	2	2:29.901	44.905	1:03.817	41.179	229.3	22:48.910								
7	2	2:26.593	44.036	1:02.127	40.430	230.3	25:15.503								
8	2	2:25.448	43.837	1:01.008	40.603	227.4	27:40.951								
9	2	2:23.928	43.185	1:01.187	39.556	228.8	30:04.879								
10	2	2:21.828	42.047	1:00.633	39.148	229.3	32:26.707								
11	2	2:19.723	42.171	59.132	38.420	231.3	34:46.430								
12	2	2:19.003	41.894	58.849	38.260	230.3	37:05.433								
13	2	2:27.045 B	41.725	1:00.748	44.572	229.8	39:32.478								
14	3	11:39.424	9:45.181	1:09.951	44.292	220.0	51:11.902								
15	3	2:32.704	48.845	1:03.960	39.899	227.4	53:44.606								
16	3	2:28.527	44.549	1:02.797	41.181	229.3	56:13.133								



**FIA WEC
6 HOURS OF SILVERSTONE
FREE PRACTICE 1**

Sector Analysis

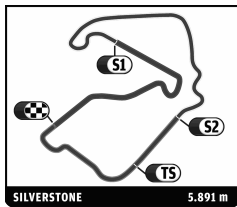
■ Personal Best ■ Session Best B Crossing the finish line in pit lane

Lap	D	Time	Sector 1	Sector 2	Sector 3	T. Spd	Elapsed	Lap	D	Time	Sector 1	Sector 2	Sector 3	T. Spd	Elapsed
6	2	2:20.283	42.377	59.638	38.268	234.8	18:43.385	28	3	2:18.068	41.156	58.054	38.858	235.3	1:23:44.778
7	2	2:17.793	41.612	58.121	38.060	235.3	21:01.178	29	3	2:16.620	40.957	57.520	38.143	235.3	1:26:01.398
8	2	2:16.759	41.166	58.145	37.448	235.8	23:17.937	30	3	2:16.649	40.447	57.429	38.773	235.3	1:28:18.047
9	2	2:16.272	41.022	57.894	37.356	235.8	25:34.209	31	3	2:16.951	40.517	57.601	38.833	234.3	1:30:34.998
10	2	2:16.524	41.269	58.015	37.240	236.3	27:50.733								
11	2	2:27.515 B	41.427	59.212	46.876	235.8	30:18.248								
12	1	4:18.739	2:38.380	1:01.429	38.930	236.3	34:36.987								
13	1	2:18.557	41.911	58.944	37.702	236.3	36:55.544								
14	1	2:18.381	41.400	58.903	38.078	236.3	39:13.925								
15	1	2:16.771	40.660	57.996	38.115	238.4	41:30.696								
16	1	2:18.329	40.895	59.753	37.681	236.3	43:49.025								
17	1	2:16.592	40.510	57.909	38.173	237.9	46:05.617								
18	1	2:25.095 B	42.173	58.593	44.329	237.9	48:30.712								
19	1	6:18.395	4:42.988	57.880	37.527	238.4	54:49.107								
20	1	2:15.361	40.814	57.171	37.376	238.9	57:04.468								
21	1	2:14.589	40.545	56.623	37.421	237.9	59:19.057								
22	1	2:13.909	40.148	56.303	37.458	238.4	1:01:32.966								
23	1	2:14.601	40.226	56.795	37.580	237.4	1:03:47.567								
24	1	2:16.542	40.373	57.718	38.451	235.8	1:06:04.109								
25	1	2:21.312	40.988	58.772	41.552	234.3	1:08:25.421								
26	1	2:18.464	41.063	59.506	37.895	236.8	1:10:43.885								
27	1	2:14.462	40.520	56.595	37.347	236.8	1:12:58.347								
28	1	2:13.921	40.170	56.337	37.414	237.9	1:15:12.268								
29	1	2:14.898	40.673	57.076	37.149	237.9	1:17:27.166								
30	1	2:12.965	39.847	55.584	37.534	238.9	1:19:40.131								
31	1	2:13.373	39.732	56.190	37.451	237.9	1:21:53.504								
32	1	2:19.220 B	39.660	55.761	43.799	236.8	1:24:12.724								

Lap	D	Time	Sector 1	Sector 2	Sector 3	T. Spd	Elapsed	Lap	D	Time	Sector 1	Sector 2	Sector 3	T. Spd	Elapsed
1	2	4:08.586 B	1:54.892	1:23.262	50.432	188.8	4:08.586								
2	2	4:31.981	2:30.611	1:15.447	45.923	213.4	8:40.567								
3	2	2:47.422	51.350	1:11.176	44.896	208.1	11:27.989								
4	2	2:40.310	48.286	1:08.719	43.305	229.8	14:08.299								
5	2	2:43.461 B	47.387	1:09.611	46.463	231.3	16:51.760								
6	2	4:49.149	2:54.013	1:11.030	44.106	225.9	21:40.909								
7	2	2:36.841	47.874	1:06.513	42.454	233.3	24:17.750								
8	2	2:32.510	45.973	1:05.109	41.428	233.8	26:50.260								
9	2	2:32.574	45.159	1:05.028	42.387	233.3	29:22.834								
10	2	2:28.768	45.057	1:03.054	40.657	234.8	31:51.602								
11	2	2:26.447	43.490	1:02.928	40.029	234.8	34:18.049								
12	2	2:27.387	43.645	1:02.786	40.956	227.4	36:45.436								
13	2	2:32.145 B	44.142	1:02.457	45.546	234.8	39:17.581								
14	1	4:41.832	3:00.380	1:03.017	38.435	233.3	43:59.413								
15	1	2:19.857	41.207	58.438	40.212	225.0	46:19.270								
16	1	2:19.587	41.540	58.674	39.373	234.8	48:38.857								
17	1	2:24.920 B	41.774	58.609	44.537	236.8	51:03.777								
18	1	6:02.461	4:25.488	59.062	37.911	235.8	57:06.238								
19	1	2:16.757	41.141	57.726	37.890	234.8	59:22.995								
20	1	2:16.162	40.922	57.240	38.000	233.3	1:01:39.157								
21	1	3:10.597 B	41.511	57.570	1:31.516	233.8	1:04:49.754								
22	3	5:01.600	3:16.055	1:05.115	40.430	231.3	1:09:51.354								
23	3	2:23.183	44.455	1:00.750	37.978	235.3	1:12:14.537								
24	3	2:18.652	41.740	58.693	38.219	236.3	1:14:33.189								
25	3	2:17.924	41.323	58.481	38.120	234.3	1:16:51.113								
26	3	2:17.826	41.191	58.098	38.537	234.3	1:19:08.939								
27	3	2:17.771	41.300	57.617	38.854	234.8	1:21:26.710								

81		8 Star Motorsports		Ferrari F458 Italia			
		1. Vicente POTOLICCHIO		3. Philipp PETER			
		2. Rui AGUAS		LMGTE Am			
1	3	5:09.895	3:09.915	1:14.204	45.776	213.4	5:09.895
2	3	2:37.038	48.570	1:06.589	41.879	227.8	7:46.933
3	3	2:32.690	46.931	1:04.847	40.912	227.4	10:19.623
4	3	2:35.084 B	45.689	1:04.061	45.334	227.4	12:54.707
5	3	3:25.731	1:45.564	1:01.348	38.819	230.3	16:20.438
6	3	2:23.446	43.826	1:00.658	38.962	228.3	18:43.884
7	3	2:21.058	43.176	59.639	38.243	230.3	21:04.942
8	3	2:20.350	42.473	59.559	38.318	228.8	23:25.292
9	3	2:27.090 B	42.635	1:00.068	44.387	229.3	25:52.382
10	1	6:59.826	5:12.827	1:05.232	41.767	226.4	32:52.208
11	1	2:26.482	44.985	1:01.672	39.825	230.3	35:18.690
12	1	2:23.951	43.575	1:01.174	39.202	231.3	37:42.641
13	1	2:24.127	43.375	1:01.219	39.533	230.8	40:06.768
14	1	2:24.671	43.069	1:01.051	40.551	230.8	42:31.439
15	1	2:26.150	43.782	1:01.922	40.446	231.8	44:57.589
16	1	2:24.590	44.129	1:00.908	39.553	230.3	47:22.179
17	1	2:24.038	42.937	1:00.748	40.353	230.3	49:46.217
18	1	2:23.215	44.139	1:00.216	38.860	231.8	52:09.432
19	1	2:21.171	42.685	59.873	38.613	230.8	54:30.603
20	1	2:32.536 B	43.183	1:01.422	47.931	226.9	57:03.139
21	2	5:26.902	3:38.299	1:07.088	41.515	222.7	1:02:30.041
22	2	2:24.521	45.554	1:00.213	38.754	230.8	1:04:54.562
23	2	2:21.182	43.092	59.840	38.250	230.8	1:07:15.744
24	2	2:30.115 B	43.387	1:01.196	45.532	230.8	1:09:45.859
25	2	4:10.555	2:32.633	59.376	38.546	231.3	1:13:56.414
26	2	2:19.983	42.392	58.976	38.615	231.3	1:16:16.397
27	2	2:20.311	41.780	59.388	39.143	230.3	1:18:36.708
28	2	2:25.595 B	41.869	58.847	44.879	231.3	1:21:02.303
29	2	9:39.094 B	7:19.644	1:17.465	1:01.985	110.1	1:30:41.397

88		Proton Competition		Porsche 911 GT3 RSR			
		1. Christian RIED		3. Paolo RUBERTI			
		2. Gianluca RODA		LMGTE Am			
1	3	5:46.204	3:54.941	1:08.637	42.626	221.8	5:46.204
2	3	2:32.178	46.930	1:04.332	40.916	234.8	8:18.382
3	3	2:35.803 B	44.314	1:03.238	48.251	233.8	10:54.185
4	3	14:25.116	...	1:02.628	39.598	235.8	25:19.301
5	3	2:19.215	41.906	59.156	38.153	236.8	27:38.516
6	3	2:16.989	40.972	58.475	37.542	237.4	29:55.505
7	3	2:16.251	40.705	58.120	37.426	237.4	32:11.756
8	3	2:24.167 B	40.596	58.262	45.309	237.4	34:35.923
9	2	8:00.481	6:16.123	1:04.553	39.805	229.8	42:36.404
10	2	2:21.410	42.993	59.842	38.575	238.9	44:57.814
11	2	2:19.552	42.462	59.356	37.734	238.4	47:17.366
12	2	2:18.408	41.642	59.131	37.635	238.4	49:35.774
13	2	2:17.990	41.652	58.475	37.863	238.9	51:53.764
14	2	2:17.653	41.580	58.211	37.862	238.9	54:11.417
15	2	2:27.764 B	42.942	1:00.133	44.689	236.8	56:39.181
16	1	7:24.630	5:43.255	1:01.430	39.945	235.8	1:04:03.811
17	1	2:22.445	43.233	1:00.344	38.868	237.4	1:06:26.256
18	1	2:21.399	42.753	59.883	38.763	236.3	1:08:47.655

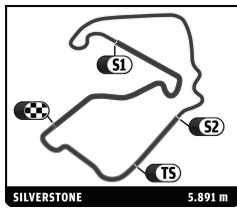


FIA WEC
6 HOURS OF SILVERSTONE
FREE PRACTICE 1

Sector Analysis

Personal Best Session Best B Crossing the finish line in pit lane

Lap	D	Time	Sector 1	Sector 2	Sector 3	T. Spd	Elapsed	Lap	D	Time	Sector 1	Sector 2	Sector 3	T. Spd	Elapsed
19	1	2:19.452	42.075	59.191	38.186	237.4	1:11:07.107	24	1	2:15.249	40.181	57.151	37.917	234.3	1:20:50.978
20	1	2:18.527	41.513	58.753	38.261	236.3	1:13:25.634	25	1	2:13.923	39.838	56.562	37.523	234.3	1:23:04.901
21	1	2:20.030	41.771	58.114	40.145	236.8	1:15:45.664	26	1	2:14.088	39.940	56.347	37.801	234.3	1:25:18.989
22	1	2:31.466 B	41.674	1:03.000	46.792	235.3	1:18:17.130	27	1	2:13.732	39.832	56.198	37.702	233.8	1:27:32.721
91 Porsche AG Team Manthey Porsche 911 RSR 1.Jörg BERGMEISTER 3.Timo BERNHARD LMGTE Pro 2.Patrick PILET								95 Aston Martin Racing Aston Martin Vantage V8 1.Christoffer NYGAARD 3.Allan SIMONSEN LMGTE Am 2.Kristian POULSEN							
1	2	5:16.263	3:33.103	1:03.636	39.524	234.3	5:16.263	1	1	2:56.056	1:13.816	1:02.907	39.333	233.8	2:56.056
2	2	2:19.513	42.193	59.598	37.722	235.3	7:35.776	2	1	2:20.908	43.004	59.695	38.209	236.8	5:16.964
3	2	2:25.441 B	41.565	59.308	44.568	234.3	10:01.217	3	1	2:20.534	42.611	1:00.125	37.798	237.9	7:37.498
4	2	12:28.277	...	1:12.082	46.497	187.8	22:29.494	4	1	2:19.874	42.401	59.709	37.764	236.8	9:57.372
5	2	2:49.463 B	46.125	1:13.349	49.989	172.8	25:18.957	5	1	2:20.348	42.094	59.719	38.535	236.8	12:17.720
6	2	11:26.706	9:51.147	58.019	37.540	233.3	36:45.663	6	1	2:23.395	43.123	1:01.521	38.751	235.3	14:41.115
7	2	2:18.051	41.884	58.004	38.163	231.8	39:03.714	7	1	2:20.115	42.228	59.558	38.329	234.8	17:01.230
8	2	2:19.004	41.402	59.368	38.234	232.8	41:22.718	8	1	2:20.303	42.072	59.792	38.439	238.4	19:21.533
9	2	2:20.470	42.371	59.395	38.704	233.3	43:43.188	9	1	2:27.355 B	43.040	1:00.224	44.091	238.4	21:48.888
10	2	2:20.981	42.029	1:00.018	38.934	233.8	46:04.169	10	2	6:32.365	4:48.953	1:03.734	39.678	233.8	28:21.253
11	2	2:30.733 B	43.400	1:01.715	45.618	233.8	48:34.902	11	2	2:21.340	42.703	1:00.221	38.416	235.3	30:42.593
12	3	8:26.256	6:40.332	1:05.336	40.588	218.2	57:01.158	12	2	2:21.824	43.729	1:00.126	37.969	237.4	33:04.417
13	3	2:22.872	43.933	59.756	39.183	234.3	59:24.030	13	2	2:20.261	41.839	1:00.324	38.098	237.4	35:24.678
14	3	2:22.106	42.235	59.800	40.071	232.8	1:01:46.136	14	2	2:19.945	41.925	59.878	38.142	236.8	37:44.623
15	3	2:20.098	41.990	59.042	39.066	233.3	1:04:06.234	15	2	2:28.524 B	41.878	1:01.348	45.298	237.4	40:13.147
16	3	2:30.612 B	43.786	1:00.248	46.578	233.3	1:06:36.846	16	2	6:07.822	4:20.426	1:04.796	42.600	218.2	46:20.969
17	3	7:28.906	5:52.546	57.953	38.407	233.8	1:14:05.752	17	2	2:21.823	43.113	59.312	39.398	237.4	48:42.792
18	3	2:16.824	41.453	57.481	37.890	233.3	1:16:22.576	18	2	2:18.176	41.636	59.115	37.425	237.4	51:00.968
19	3	2:16.477	41.015	57.570	37.892	235.3	1:18:39.053	19	2	2:17.609	40.678	59.266	37.665	236.3	53:18.577
20	3	2:16.360	40.615	58.000	37.745	236.8	1:20:55.413	20	2	2:18.392	41.107	59.503	37.782	235.3	55:36.969
21	3	2:22.084 B	40.919	57.098	44.067	234.8	1:23:17.497	21	2	2:24.019 B	41.089	59.135	43.795	236.8	58:00.988
22	3	4:25.375	2:50.149	56.958	38.268	233.3	1:27:42.872	22	1	5:19.706	3:35.517	1:04.812	39.377	234.3	1:03:20.694
23	3	2:16.336	41.222	57.421	37.693	234.8	1:29:59.208	23	1	2:19.765	43.126	58.878	37.761	236.3	1:05:40.459
24	3	2:14.806	40.699	56.507	37.600	234.3	1:32:14.014	24	1	2:18.461	41.817	58.689	37.955	234.8	1:07:58.920
92 Porsche AG Team Manthey Porsche 911 RSR 1.Marc LIEB 3.Romain DUMAS LMGTE Pro 2.Richard LIETZ								96 Aston Martin Racing Aston Martin Vantage V8 1.Roald GOETHE 3.Jamie CAMPBELL-WALTER LMGTE Am 2.Stuart HALL							
1	2	6:32.409	4:44.059	1:03.349	45.001	215.6	6:32.409	1	3	5:12.529	3:25.641	1:06.758	40.130	233.8	5:12.529
2	2	2:19.892	42.382	59.508	38.002	235.3	8:52.301	2	3	2:26.928	44.897	1:03.455	38.576	236.3	7:39.457
3	2	2:18.016	41.199	58.940	37.877	233.3	11:10.317	3	3	2:21.873	43.408	1:00.317	38.148	236.3	10:01.330
4	2	2:17.937	41.184	58.975	37.778	234.8	13:28.254	4	3	2:21.496	43.360	1:00.173	37.963	236.8	12:22.826
5	2	2:18.967	41.462	59.177	38.328	234.3	15:47.221	5	3	2:28.297 B	43.047	1:00.636	44.614	237.9	14:51.123
6	2	2:27.293 B	41.786	1:01.197	44.310	236.3	18:14.514	6	1	8:52.414	7:09.475	1:03.333	39.606	231.3	23:43.537
7	2	8:42.998	6:56.258	1:05.419	41.321	230.8	26:57.512	7	1	2:23.873	44.003	1:00.896	38.974	236.8	26:07.410
8	2	2:23.249	44.385	59.196	39.668	233.8	29:20.761	8	1	2:25.407	43.955	1:01.985	39.467	235.3	28:32.817
9	2	2:15.289	40.621	57.341	37.327	235.3	31:36.050	9	1	2:27.386	44.587	1:03.200	39.599	235.3	31:00.203
10	2	2:14.736	40.184	57.559	36.993	234.8	33:50.786	10	1	2:26.052	44.329	1:02.062	39.661	235.8	33:26.255
11	2	2:16.216	40.841	57.769	37.606	235.3	36:07.002	11	1	2:31.017 B	43.824	1:01.923	45.270	236.8	35:57.272
12	2	2:25.769 B	41.481	1:00.286	44.002	233.8	38:32.771	12	1	6:33.941	4:51.044	1:02.054	40.843	232.8	42:31.213
13	3	7:14.506	5:33.341	1:01.976	39.189	233.8	45:47.277								
14	3	2:17.933	41.881	58.388	37.664	233.8	48:05.210								
15	3	2:17.133	41.145	58.347	37.641	234.3	50:22.343								
16	3	2:16.330	40.820	57.759	37.751	233.8	52:38.673								
17	3	2:29.845 B	44.933	1:00.672	44.240	233.3	55:08.518								
18	3	7:14.896	5:33.008	59.661	42.227	216.0	1:02:23.414								
19	3	2:14.513	40.450	56.750	37.313	234.8	1:04:37.927								
20	3	2:15.020	40.444	57.054	37.522	235.3	1:06:52.947								
21	3	2:15.625	40.527	57.381	37.717	233.8	1:09:08.572								
22	3	2:24.637 B	41.587	58.487	44.563	233.3	1:11:33.209								
23	1	7:02.520	5:26.384	58.104	38.032	233.3	1:18:35.729								



FIA WEC
6 HOURS OF SILVERSTONE
FREE PRACTICE 1

Sector Analysis

■ Personal Best ■ Session Best B Crossing the finish line in pit lane

Lap	D	Time	Sector 1	Sector 2	Sector 3	T. Spd	Elapsed	Lap	D	Time	Sector 1	Sector 2	Sector 3	T. Spd	Elapsed
13	1	2:28.485	44.800	1:02.803	40.882	234.8	44:59.698								
14	1	2:24.864	43.584	1:01.250	40.030	236.3	47:24.562								
15	1	2:25.688	43.831	1:01.783	40.074	236.8	49:50.250								
16	1	2:27.021	44.000	1:03.133	39.888	238.4	52:17.271								
17	1	2:35.764 B	44.077	1:04.264	47.423	234.8	54:53.035								
18	2	5:53.814	4:16.495	59.128	38.191	235.3	1:00:46.849								
19	2	2:17.606	41.149	58.493	37.964	236.8	1:03:04.455								
20	2	2:18.265	41.390	58.915	37.960	236.3	1:05:22.720								
21	2	2:19.000	41.572	59.233	38.195	236.3	1:07:41.720								
22	2	2:26.156 B	42.322	59.342	44.492	236.3	1:10:07.876								
23	2	10:44.723	9:07.836	59.250	37.637	236.8	1:20:52.599								
24	2	2:15.231	40.655	56.869	37.707	235.3	1:23:07.830								
25	2	2:23.334 B	41.039	57.658	44.637	235.8	1:25:31.164								
26	1	4:04.950	2:21.759	1:02.753	40.438	232.3	1:29:36.114								
27	1	2:27.872	43.914	1:03.127	40.831	233.3	1:32:03.986								

99	Aston Martin Racing	Aston Martin Vantage V8	
	1. Paul DALLA ANNA	3. Pedro LAMY	LMGTE Pro
	2. Frédéric MAKOWIECKI		

1	2	4:42.547	2:58.103	1:05.650	38.794	232.3	4:42.547
2	2	2:22.669	43.815	1:00.514	38.340	234.3	7:05.216
3	2	2:20.385	42.087	1:00.561	37.737	233.8	9:25.601
4	2	2:25.724	42.229	59.993	43.502	233.8	11:51.325
5	2	2:19.252	42.281	59.149	37.822	235.3	14:10.577
6	2	2:19.773	42.559	59.648	37.566	237.4	16:30.350
7	2	2:19.455	42.191	59.142	38.122	236.3	18:49.805
8	2	2:20.395	42.625	59.587	38.183	237.4	21:10.200
9	2	2:18.802	41.990	58.869	37.943	238.4	23:29.002
10	2	2:18.476	41.564	58.958	37.954	237.9	25:47.478
11	2	2:25.298 B	41.951	58.914	44.433	238.4	28:12.776
12	1	15:39.366	...	1:03.718	39.901	223.6	43:52.142
13	1	2:25.287	45.162	1:00.570	39.555	231.8	46:17.429
14	1	2:28.064 B	43.908	1:00.364	43.792	235.3	48:45.493
15	1	7:24.330	5:45.073	1:00.570	38.687	234.8	56:09.823
16	1	2:23.518	43.800	1:01.281	38.437	234.3	58:33.341
17	1	2:22.960	43.210	1:01.127	38.623	236.3	1:00:56.301
18	1	2:21.216	42.610	1:00.023	38.583	234.8	1:03:17.517
19	1	2:20.954	42.069	59.702	39.183	235.3	1:05:38.471
20	1	2:27.534 B	42.475	59.960	45.099	228.3	1:08:06.005
21	2	5:22.509	3:47.196	57.748	37.565	237.9	1:13:28.514
22	2	2:16.822	40.705	57.669	38.448	237.9	1:15:45.336
23	2	2:15.600	40.696	57.340	37.564	235.8	1:18:00.936
24	2	2:20.921 B	40.775	57.428	42.718	235.8	1:20:21.857
25	3	4:54.788	3:17.736	58.542	38.510	231.8	1:25:16.645
26	3	2:19.236	42.175	58.826	38.235	234.8	1:27:35.881
27	3	2:18.612	41.281	58.435	38.896	222.7	1:29:54.493
28	3	2:18.008	41.825	57.938	38.245	235.3	1:32:12.501