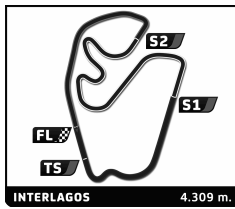


FIA WEC
6 Hours of Sao Paulo
Qualifying Practice

Sector Analysis

■ Personal Best ■ Session Best B Crossing the finish line in pit lane

Lap	D	Time	Sector 1	Sector 2	Sector 3	T. Spd	Elapsed	Lap	D	Time	Sector 1	Sector 2	Sector 3	T. Spd	Elapsed
1 Audi Sport Team Joest Audi R18 e-tron quattro															
1. André LOTTERER			3. Marcel FÄSSLER			LMP1			Morgan - Nissan						
2. Benoît TRÉLUYER			LMP2												
1	3	36:30.738	...	44.544	20.215		36:30.738	1	1	42:39.097	...	46.826	21.884		42:39.097
2	3	1:21.444	20.334	41.756	19.354	276.9	37:52.182	2	1	1:28.701	22.256	45.064	21.381	256.5	44:07.798
3	3	1:20.784	20.151	41.423	19.210	281.2	39:12.966	3	1	1:28.397	21.987	45.040	21.370	258.4	45:36.195
4	3	1:20.868	20.112	41.519	19.237	282.7	40:33.834	4	1	1:28.098	21.906	45.007	21.185	259.6	47:04.293
5	3	1:29.579 B	20.137	42.677	26.765	282.0	42:03.413	5	1	1:28.106	21.887	44.946	21.273	260.2	48:32.399
6	2	3:00.697	1:57.709	43.119	19.869		45:04.110	6	1	1:38.000 B	22.124	46.099	29.777	261.5	50:10.399
7	2	1:21.863	20.383	42.059	19.421	279.8	46:25.973	7	3	2:48.452	1:35.041	52.255	21.156		52:58.851
8	2	1:22.588	20.953	42.192	19.443	282.0	47:48.561	8	3	1:29.212	22.213	45.832	21.167	261.5	54:28.063
9	2	1:28.524	23.305	45.591	19.628	282.0	49:17.085	9	3	1:28.895	21.998	45.645	21.252	261.5	55:56.958
10	2	1:21.699	20.529	41.926	19.244	279.8	50:38.784	10	3	1:41.965 B	22.073	45.228	34.664	262.1	57:38.923
11	2	1:21.899	20.268	42.063	19.568	281.2	52:00.683								
12	2	1:32.593 B	20.308	43.738	28.547	281.2	53:33.276								
2 Audi Sport Team Joest Audi R18 e-tron quattro															
1. Tom KRISTENSEN			3. Allan McNISH			LMP1			Oreca 03 - Nissan						
2. Loïc DUVAL			LMP2												
1	2	37:46.359	...	41.841	19.720		37:46.359	1	2	39:57.909	...	49.939	21.896		39:57.909
2	2	1:21.024	20.497	41.198	19.329	276.9	39:07.383	2	2	1:34.502	23.216	49.668	21.618	255.9	41:32.411
3	2	1:21.010	20.249	41.419	19.342	279.8	40:28.393	3	2	1:33.550	23.338	48.470	21.742	257.1	43:05.961
4	2	1:30.902 B	20.197	43.463	27.242	281.2	41:59.295	4	2	1:27.931	22.098	44.589	21.244	257.8	44:33.892
5	1	2:56.798	1:52.873	44.062	19.863		44:56.093	5	2	1:27.616	22.030	44.433	21.153	258.4	46:01.508
6	1	1:22.050	20.345	42.321	19.384	276.9	46:18.143	6	2	1:27.527	21.910	44.396	21.221	258.4	47:29.035
7	1	1:21.330	20.303	41.796	19.231	279.1	47:39.473	7	2	1:40.947 B	21.827	47.658	31.462	259.6	49:09.982
8	1	2:02.505 B	43.282	46.945	32.278	281.2	49:41.978	8	3	2:53.114	1:43.463	47.729	21.922		52:03.096
								9	3	2:04.300 B	24.152	59.209	40.939	257.1	54:07.396
8 Toyota Racing Toyota TS030 - Hybrid															
1. Anthony DAVIDSON			3. Stéphane SARRAZIN			LMP1			Oreca 03 - Nissan						
2. Sébastien BUEMI			LMP2												
1	2	36:27.757	...	46.055	20.317		36:27.757	1	3	42:28.437	...	46.818	21.252		42:28.437
2	2	1:21.634	20.320	41.759	19.555	276.2	37:49.391	2	3	1:27.282	21.860	44.256	21.166	255.9	43:55.719
3	2	1:21.369	20.318	41.541	19.510	278.4	39:10.760	3	3	1:27.052	21.880	44.109	21.063	257.8	45:22.771
4	2	1:30.839 B	20.403	42.063	28.373	279.1	40:41.599	4	3	1:34.835 B	21.607	44.276	28.952	259.6	46:57.606
5	1	2:54.807	1:48.005	46.830	19.972		43:36.406	5	2	3:44.028	2:32.686	49.748	21.594		50:41.634
6	1	1:21.557	20.387	41.671	19.499	276.9	44:57.963	6	2	1:27.803	21.980	44.589	21.234	259.6	52:09.437
7	1	1:26.794	20.505	46.624	19.665	279.1	46:24.757	7	2	1:27.601	21.728	44.769	21.104	260.2	53:37.038
8	1	1:21.762	20.480	41.804	19.478	279.1	47:46.519	8	2	1:27.488	21.860	44.528	21.100	259.6	55:04.526
9	1	1:50.251 B	24.976	54.693	30.582	279.8	49:36.770	9	2	1:51.588 B	23.259	51.246	37.083	260.9	56:56.114
12 Rebellion Racing Lola B12/60 Coupé - Toyota															
1. Nicolas PROST			3. Mathias BECHE			LMP1			Lotus T128						
2. Nick HEIDFELD			LMP2												
1	2	37:06.464	...	55.956	21.106		37:06.464	1	2	37:14.302	...	50.549	21.699		37:14.302
2	2	1:29.563	21.046	48.038	20.479	275.5	38:36.027	2	2	1:29.134	22.209	45.500	21.425	261.5	38:43.436
3	2	1:23.112	20.768	42.366	19.978	275.5	39:59.139	3	2	1:28.428	22.067	45.198	21.163	264.1	40:11.864
4	2	1:30.713	23.081	47.273	20.359	278.4	41:29.852	4	2	1:29.169	22.144	45.869	21.156	266.7	41:41.033
5	2	1:23.115	20.723	42.505	19.887	276.2	42:52.967	5	2	1:40.620 B	22.047	47.816	30.757	265.4	43:21.653
6	2	1:36.138 B	22.570	46.499	27.069	277.6	44:29.105	6	1	3:53.025	2:41.843	49.109	22.073		47:14.678
7	1	2:44.603	1:38.366	45.606	20.631		47:13.708	7	1	1:31.608	22.897	47.125	21.586	260.9	48:46.286
8	1	1:24.715	21.150	43.251	20.314	276.2	48:38.423	8	1	2:43.900	1:26.750	55.245	21.905	263.4	51:30.186
9	1	1:24.388	21.097	43.094	20.197	277.6	50:02.811	9	1	1:32.170	22.964	47.542	21.664	264.1	53:02.356
10	1	1:24.388	20.936	43.258	20.194	277.6	51:27.199	10	1	1:31.791	22.761	47.290	21.740	263.4	54:34.147
11	1	1:25.651	20.925	44.245	20.481	277.6	52:52.850	11	1	1:31.509	22.856	46.805	21.848	263.4	56:05.656
12	1	1:23.878	20.923	42.814	20.141	277.6	54:16.728	12	1	1:50.719 B	23.259	50.066	37.394	262.1	57:56.375
13	1	1:36.239 B	21.945	45.078	29.216	276.9	55:52.967								
24 OAK Racing Morgan - Nissan															
1. Olivier PLA			3. Alex BRUNDLE			LMP2			Lotus T128						
2. David HEINEMEIER HANSSON			LMP2												
1	1	42:39.097	...	46.826	21.884		42:39.097	1	2	37:28.495	...	51.710	21.495		37:28.495
2	1	1:28.701	22.256	45.064	21.381	256.5	44:07.798	2	2	1:29.134	22.209	45.500	21.425	261.5	38:43.436
3	1	1:28.397	21.987	45.040	21.370	258.4	45:36.195	3	2	1:28.428	22.067	45.198	21.163	264.1	40:11.864
4	1	1:28.098	21.906	45.007	21.185	259.6	47:04.293	4	2	1:29.169	22.144	45.869	21.156	266.7	41:41.033
5	1	1:28.106	21.887	44.946	21.273	260.2	48:32.399	5	2	1:40.620 B	22.047	47.816	30.757	265.4	43:21.653
6	1	1:38.000 B	22.124	46.099	29.777	261.5	50:10.399	6	1	3:53.025	2:41.843	49.109	22.073		47:14.678
7	3	2:48.452	1:35.041	52.255	21.156		52:58.851	7	1	1:31.608	22.897	47.125	21.586	260.9	48:46.286
8	3	1:29.212	22.213	45.832	21.167	261.5	54:28.063	8	1	2:43.900	1:26.750	55.245	21.905	263.4	51:30.186
9	3	1:28.895	21.998	45.645	21.252	261.5	55:56.958	9	1	1:32.170	22.964	47.542	21.664	264.1	53:02.356
10	3	1:41.965 B	22.073	45.228	34.664	262.1	57:38.923	10	1	1:31.791	22.761	47.290	21.740	263.4	54:34.147
25 Delta-ADR Oreca 03 - Nissan															
1. Tor GRAVES			3. Robbie KERR			LMP2			Lotus T128						
2. James WALKER			LMP2												
1	2	39:57.909	...	49.939	21.896		39:57.909	1	2	37:14.302	...	50.549	21.699		37:14.302
2	2	1:34.502	23.216	49.668	21.618	255.9	41:32.411	2	2	1:29.134	22.209	45.500	21.425	261.5	38:43.436
3	2	1:33.550	23.338	48.470	21.742	257.1	43:05.961	3	2	1:28.428	22.067	45.198	21.163	264.1	40:11.864
4	2	1:27.931	22.098	44.589	21.244	257.8	44:33.892	4	2	1:29.169	22.144	45.869	21.156	266.7	41:41.033
5	2	1:27.616	22.030	44.433	21.153	258.4	46:01.508	5	2	1:40.620 B	22.047	47.816	30.757	265.4	43:21.653
6	2	1:27.527	21.910	44.396	21.221	258.4	47:29.035	6	1	3:53.025	2:41.843	49.109	22.073		47:14.678

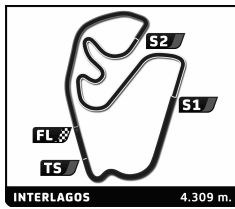


FIA WEC
6 Hours of Sao Paulo
Qualifying Practice

Sector Analysis

■ Personal Best ■ Session Best ■ Crossing the finish line in pit lane

Lap	D	Time	Sector 1	Sector 2	Sector 3	T. Spd	Elapsed	Lap	D	Time	Sector 1	Sector 2	Sector 3	T. Spd	Elapsed
2	2	1:28.117	21.974	45.004	21.139	262.1	38:56.612	1	2	36:54.277	...	46.910	21.588		36:54.277
3	2	1:28.410	21.825	45.333	21.252	262.8	40:25.022	2	2	1:27.792	22.068	44.506	21.218	254.7	38:22.069
4	2	1:27.679	21.725	44.733	21.221	264.1	41:52.701	3	2	1:27.757	21.909	44.574	21.274	256.5	39:49.826
5	2	1:27.939	21.720	44.967	21.252	263.4	43:20.640	4	2	1:27.672	21.908	44.413	21.351	257.1	41:17.498
6	2	1:40.502 B	21.814	47.577	31.111	263.4	45:01.142	5	2	1:27.645	21.888	44.531	21.226	257.1	42:45.143
7	1	3:24.162	2:15.260	47.430	21.472		48:25.304	6	2	1:35.883 B	21.854	45.054	28.975	258.4	44:21.026
8	1	1:29.120	22.066	45.661	21.393	262.1	49:54.424	7	3	3:02.883	1:45.733	53.688	23.462		47:23.909
9	1	1:29.488	22.188	45.894	21.406	263.4	51:23.912	8	3	1:28.387	22.063	45.034	21.290	256.5	48:52.296
10	1	1:29.499	22.236	45.911	21.352	263.4	52:53.411	9	3	1:29.199	22.102	45.734	21.363	257.8	50:21.495
11	1	1:40.057 B	22.062	46.134	31.861	264.7	54:33.468	10	3	1:28.227	22.148	44.839	21.240	257.8	51:49.722
								11	3	1:27.902	21.922	44.818	21.162	257.1	53:17.624
								12	3	1:28.101	21.845	45.020	21.236	258.4	54:45.725
								13	3	1:48.246 B	24.659	49.488	34.099	259.6	56:33.971
35	OAK Racing		Morgan - Nissan			LMP2									
	1. Bertrand BAGUETTE		3. Martin PLOWMAN												
	2. Ricardo GONZALEZ														
1	1	42:11.350	...	47.132	21.585		42:11.350								
2	1	1:28.121	22.094	44.692	21.335	258.4	43:39.471								
3	1	1:28.271	21.847	45.154	21.270	260.9	45:07.742								
4	1	1:27.518	21.832	44.562	21.124	262.8	46:35.260								
5	1	1:36.718 B	21.968	44.910	29.840	264.1	48:11.978								
6	3	4:08.189	3:00.117	46.699	21.373		52:20.167								
7	3	1:29.088	22.088	45.413	21.587	263.4	53:49.255								
8	3	1:28.904	22.093	45.629	21.182	263.4	55:18.159								
9	3	1:28.659	22.044	45.367	21.248	264.1	56:46.818								
10	3	1:51.433 B	21.898	50.933	38.602	263.4	58:38.251								
41	Greaves Motorsport		Zytek Z11SN - Nissan			LMP2									
	1. Christian ZUGEL		3. Björn WIRDHEIM												
	2. Gunnar JEANNETTE														
1	3	37:09.149	...	52.784	22.703		37:09.149								
2	3	1:29.267	22.778	44.980	21.509	248.3	38:38.416								
3	3	1:27.646	21.899	44.340	21.407	251.2	40:06.062								
4	3	1:27.669	21.876	44.574	21.219	251.2	41:33.731								
5	3	1:37.765 B	21.884	45.994	29.887	254.1	43:11.496								
6	2	3:22.179	2:13.685	46.756	21.738		46:33.675								
7	2	1:29.367	22.283	45.564	21.520	251.7	48:03.042								
8	2	1:29.212	22.648	44.992	21.572	252.9	49:32.254								
9	2	1:28.920	22.329	45.162	21.429	252.9	51:01.174								
10	2	1:39.701 B	22.166	46.232	31.303	253.5	52:40.875								
11	2	2:03.827	56.427	45.784	21.616		54:44.702								
12	2	1:29.040	22.163	45.252	21.625	253.5	56:13.742								
13	2	1:44.773 B	22.211	46.932	35.630	253.5	57:58.515								
45	OAK Racing		Morgan - Nissan			LMP2									
	1. Jacques NICOLET		3. Keiko IHARA												
	2. Jean-Marc MERLIN														
1	1	37:10.971	...	48.655	22.050		37:10.971								
2	1	1:30.897	22.725	46.723	21.449	254.1	38:41.868								
3	1	1:29.542	22.334	45.901	21.307	255.9	40:11.410								
4	1	1:34.599	22.377	50.587	21.635	258.4	41:46.009								
5	1	1:44.467 B	22.374	46.357	35.736	259.6	43:30.476								
6	2	5:18.581	4:04.385	52.681	21.515		48:49.057								
7	2	1:33.631	23.171	48.582	21.878	257.8	50:22.688								
8	2	1:31.597	22.924	47.239	21.434	258.4	51:54.285								
9	2	1:33.939	22.600	49.347	21.992	259.6	53:28.224								
10	2	1:31.475	22.613	47.176	21.686	259.0	54:59.699								
11	2	1:48.747 B	22.751	47.245	38.751	259.6	56:48.446								
49	Pecom Racing		Oreca 03 - Nissan			LMP2									
	1. Luis PEREZ COMPANC		3. Pierre KAFFER												
	2. Nicolas MINASSIAN														
1	2	7:44.926	6:26.426	55.596	22.904		7:44.926								
2	2	1:35.993	23.922	49.364	22.707	249.4	9:20.919								
3	2	1:35.747	23.808	49.101	22.838	248.8	10:56.666								
4	2	1:35.277	23.568	48.988	22.721	248.8	12:31.943								
5	2	1:35.044	23.608	48.697	22.739	248.8	14:06.987								
6	2	1:49.473 B	24.177	50.948	34.348	248.3	15:56.460								
7	3	2:48.157	1:32.337	52.975	22.845		18:44.617								
8	3	1:36.014	24.037	49.240	22.737	248.3	20:20.631								
9	3	1:35.501	23.675	48.979	22.847	248.8	21:56.132								
10	3	1:35.145	23.717	48.759	22.669	248.8	23:31.277								
11	3	1:35.034	23.568	48.758	22.708	248.8	25:06.311								
50	Larbre Competition		Chevrolet Corvette C6-ZR1			LMGTE Am									
	1. Patrick BORNHAUSER		3. Fernando REES												
	2. Julien CANAL														
1	3	5:00.022	3:42.910	54.169	22.943		5:00.022								
2	3	1:35.839	23.845	49.428	22.566	248.8	6:35.861								
3	3	1:35.185	23.502	48.959	22.724	251.2	8:11.046								
4	3	1:36.349	23.552	49.384	23.413	251.7	9:47.395								
5	3	1:44.348 B	23.921	49.765	30.662	242.2	11:31.743								
6	2	3:24.729	2:09.343	52.439	22.947		14:56.472								
7	2	1:35.204	23.650	48.860	22.694	247.1	16:31.676								
8	2	1:35.556	23.654	49.222	22.680	248.8	18:07.232								
9	2	1:35.620	23.722	49.200	22.698	248.8	19:42.852								
10	2	1:35.246	23.636	48.888	22.722	248.8	21:18.098								
11	2	1:47.410 B	23.639	49.935	33.836	249.4	23:05.508								
51	AF Corse		Ferrari F458 Italia			LMGTE Pro									
	1. Gianmaria BRUNI														
	2. Giancarlo FISICHELLA														
1	1	7:16.834	6:00.809	53.220	22.805		7:16.834								
2	1	1:33.948	23.472	48.100	22.376	250.6	8:50.782								
3	1	1:33.379	23.167	47.819	22.393	252.3	10:24.161								
4	1	1:33.433	23.318	47.756	22.359	252.9	11:57.594								
5	1	1:33.420	23.149	47.814	22.457	252.3	13:31.014								
6	1	1:45.261 B	23.898	50.579	30.784	252.3	15:16.275								
7	2	2:54.681	1:41.589	50.269	22.823		18:10.956								
8	2	1:33.983	23.311	48.203	22.469	251.7	19:44.939								
9	2	1:33.988	23.321	48.169	22.498	252.9	21:18.927								
10	2	1:34.718	23.199	49.009	22.510	252.9	22:53.645								
11	2	1:33.724	23.157	48.026	22.541	252.3	24:27.369								
12	2	1:33.816	23.197	48.127	22.492	252.3	26:01.185								
57	Krohn Racing		Ferrari F458 Italia			LMGTE Am									
	1. Tracy KROHN		3. Maurizio MEDIANI												
	2. Niclas JÖNSSON														
1	2	7:44.926	6:26.426	55.596	22.904		7:44.926								
2	2	1:35.993	23.922	49.364	22.707	249.4	9:20.919								
3	2	1:35.747	23.808	49.101	22.838	248.8	10:56.666								
4	2	1:35.277	23.568	48.988	22.721	248.8	12:31.943								
5	2	1:35.044	23.608	48.697	22.739	248.8	14:06.987								
6	2	1:49.473 B	24.177	50.948	34.348	248.3	15:56.460								
7	3	2:48.157	1:32.337	52.975	22.845		18:44.617								
8	3	1:36.014	24.037	49.240	22.737	248.3	20:20.631								
9	3	1:35.501	23.675	48.979	22.847	248.8	21:56.132								
10	3	1:35.145	23.717	48.759	22.669	248.8	23:31.277								
11	3	1:35.034	23.568	48.758	22.708	248.8	25:06.311								

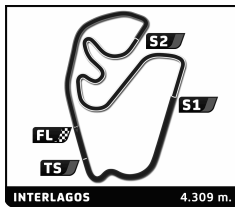


FIA WEC
6 Hours of Sao Paulo
Qualifying Practice

Sector Analysis

■ Personal Best ■ Session Best ■ Crossing the finish line in pit lane

Lap	D	Time	Sector 1	Sector 2	Sector 3	T. Spd	Elapsed	Lap	D	Time	Sector 1	Sector 2	Sector 3	T. Spd	Elapsed	
61	AF Corse Ferrari F458 Italia															
	1. Jack GERBER LMGTE Am															
	2. Matt GRIFFIN															
	1	3	4:21.643	3:07.436	51.431	22.776		4:21.643	8	2	1:34.955	23.660	48.794	22.501	250.6	16:01.087
	2	3	1:36.094	23.912	49.500	22.682	248.3	5:57.737	9	2	1:35.100	23.568	48.925	22.607	251.7	17:36.187
	3	3	1:35.227	23.743	48.820	22.664	250.6	7:32.964	10	2	1:36.954	23.751	48.872	24.331	251.2	19:13.141
	4	3	1:34.803	23.654	48.509	22.640	251.2	9:07.767	11	2	1:59.641 B	23.652	1:01.620	34.369	226.4	21:12.782
	5	3	1:34.663	23.547	48.518	22.598	251.7	10:42.430								
	6	3	1:44.376 B	23.669	49.797	30.910	253.5	12:26.806								
	7	2	3:09.982	1:57.375	50.033	22.574		15:36.788								
	8	2	1:34.209	23.449	48.324	22.436	251.7	17:10.997								
	9	2	1:34.720	23.404	48.883	22.433	251.7	18:45.717								
	10	2	1:53.071	26.608	1:03.266	23.197	254.1	20:38.788								
	11	2	1:34.667	23.700	48.537	22.430	250.6	22:13.455								
12	2	1:34.635	23.568	48.570	22.497	252.3	23:48.090									
13	2	1:49.692 B	23.478	48.790	37.424	251.7	25:37.782									
71	AF Corse Ferrari F458 Italia															
	1. Kamui KOBAYASHI LMGTE Pro															
	2. Toni VILANDER															
	1	1	2:53.199	1:39.901	50.507	22.791		2:53.199								
	2	1	1:33.535	23.170	47.957	22.408	250.6	4:26.734								
	3	1	1:37.331	23.272	51.383	22.676	252.3	6:04.065								
	4	1	1:33.197	22.974	47.850	22.373	252.3	7:37.262								
	5	1	1:43.110 B	23.695	49.691	29.724	252.9	9:20.372								
	6	2	3:00.420	1:47.935	49.889	22.596		12:20.792								
	7	2	1:33.959	23.161	48.253	22.545	251.7	13:54.751								
	8	2	1:33.769	23.207	48.008	22.554	251.2	15:28.520								
	9	2	1:36.808	23.200	50.944	22.664	251.2	17:05.328								
	10	2	1:33.835	23.212	48.121	22.502	251.7	18:39.163								
	11	2	1:33.772	23.108	48.152	22.512	252.3	20:12.935								
12	2	1:52.331 B	24.872	51.973	35.486	252.9	22:05.266									
81	8 Star Motorsports Ferrari F458 Italia															
	1. Vicente POTOLICCHIO LMGTE Am															
	2. Rui AGUAS															
	1	3	3:06.026	1:53.527	49.760	22.739		3:06.026								
	2	3	1:34.184	23.388	48.231	22.565	249.4	4:40.210								
	3	3	1:36.691	23.636	50.398	22.657	248.8	6:16.901								
	4	3	1:34.227	23.452	48.277	22.498	251.2	7:51.128								
	5	3	1:45.197 B	24.257	50.068	30.872	251.7	9:36.325								
	6	2	3:14.396	2:00.645	51.069	22.682		12:50.721								
	7	2	1:35.411	23.633	49.204	22.574	251.2	14:26.132								
	88	Proton Competition Porsche 911 GT3 RSR														
		1. Christian RIED LMGTE Am														
		2. Gianluca RODA														
		1	3	6:07.164	4:50.223	54.108	22.833		6:07.164							
2		3	1:34.255	23.450	48.444	22.361	253.5	7:41.419								
3		3	1:33.978	23.217	48.335	22.426	254.1	9:15.397								
4		3	1:46.704 B	23.916	50.650	32.138	252.9	11:02.101								
5		2	5:23.667	4:09.532	51.414	22.721		16:25.768								
6		2	1:52.183	38.906	50.210	23.067	251.2	18:17.951								
7		2	1:35.888	23.950	49.285	22.653	250.6	19:53.839								
8		2	1:35.988	24.123	49.276	22.589	251.7	21:29.827								
9		2	1:50.258 B	24.232	51.729	34.297	251.2	23:20.085								
91		Porsche AG Team Manthey Porsche 911 RSR														
		1. Jörg BERGMEISTER LMGTE Pro														
	2. Patrick PILET															
	1	2	8:26.695	7:05.747	57.606	23.342		8:26.695								
	2	2	1:37.333	24.055	50.197	23.081	250.0	10:04.028								
	3	2	1:34.317	23.491	48.313	22.513	250.0	11:38.345								
	4	2	1:33.761	23.351	48.035	22.375	250.0	13:12.106								
	5	2	1:33.817	23.275	48.053	22.489	250.6	14:45.923								
	6	2	1:44.559 B	24.190	51.037	29.332	251.2	16:30.482								
	7	1	2:51.848	1:36.422	52.777	22.649		19:22.330								
	8	1	1:34.304	23.321	48.431	22.552	250.6	20:56.634								
	9	1	1:34.948	23.254	48.690	23.004	251.2	22:31.582								
	10	1	1:34.227	23.367	48.181	22.679	248.3	24:05.809								
	11	1	1:34.420	23.353	48.382	22.685	249.4	25:40.229								
92	Porsche AG Team Manthey Porsche 911 RSR															
	1. Marc LIEB LMGTE Pro															
	2. Richard LIETZ															
	1	1	10:35.340	9:23.410	49.330	22.600		10:35.340								
	2	1	1:33.841	23.409	48.094	22.338	249.4	12:09.181								
	3	1	1:33.408	23.255	47.768	22.385	249.4	13:42.589								
	4	1	1:33.058	23.051	47.641	22.366	249.4	15:15.647								
	5	1	1:42.319 B	23.294	48.756	30.269	249.4	16:57.966								
	6	2	2:43.223	1:31.365	49.413	22.445		19:41.189								
	7	2	1:33.908	23.430	47.920	22.558	249.4	21:15.097								
	8	2	1:33.522	23.191	47.749	22.582	248.8	22:48.619								
	9	2	1:33.856	23.148	48.229	22.479	249.4	24:22.475								
	10	2	1:42.692 B	23.152	48.224	31.316	248.8	26:05.167								
	95	Aston Martin Racing Aston Martin Vantage V8														
1. Christoffer NYGAARD LMGTE Am																
2. Kristian POULSEN																
1		3	6:33.016	5:16.231	54.125	22.660		6:33.016								
2		3	1:34.486	23.626	48.392	22.468	250.0	8:07.502								
3		3	1:34.558	23.424	48.646	22.488	252.3	9:42.060								
4		3	1:34.164	23.343	48.398	22.423	252.3	11:16.224								
5		3	1:48.350 B	23.699	52.433	32.218	251.7	13:04.574								
6		1	3:03.839	1:49.069	51.728	23.042		16:08.413								
7		1	1:34.801	23.649	48.675	22.477	249.4	17:43.214								
8		1	1:34.890	23.532	48.842	22.516	250.6	19:18.104								
9		1	1:34.962	23.476	48.820	22.666	251.2	20:53.066								
10		1	2:01.239 B	23.652	1:01.414	36.173	251.2	22:54.305								



FIA WEC
6 Hours of Sao Paulo
Qualifying Practice

Sector Analysis

■ Personal Best ■ Session Best B Crossing the finish line in pit lane

Lap	D	Time	Sector 1	Sector 2	Sector 3	T. Spd	Elapsed	Lap	D	Time	Sector 1	Sector 2	Sector 3	T. Spd	Elapsed
96		Aston Martin Racing			Aston Martin Vantage V8										
		1. Stuart HALL			LMGTE Am										
		2. Jamie CAMPBELL-WALTER													
1	2	6:19.750	5:01.552	55.289	22.909		6:19.750								
2	2	1:38.711	23.944	51.935	22.832	249.4	7:58.461								
3	2	1:34.909	23.611	48.677	22.621	249.4	9:33.370								
4	2	1:34.731	23.600	48.546	22.585	250.6	11:08.101								
5	2	1:43.967 B	23.750	49.717	30.500	250.0	12:52.068								
6	1	2:47.725	1:32.472	52.509	22.744		15:39.793								
7	1	1:34.676	23.581	48.666	22.429	251.2	17:14.469								
8	1	1:34.778	23.557	48.624	22.597	251.2	18:49.247								
9	1	1:53.844 B	23.479	52.655	37.710	252.9	20:43.091								
97		Aston Martin Racing			Aston Martin Vantage V8										
		1. Stefan MÜCKE			LMGTE Pro										
		2. Darren TURNER													
1	1	8:38.347	7:26.288	49.285	22.774		8:38.347								
2	1	1:33.913	23.402	47.992	22.519	246.0	10:12.260								
3	1	1:33.441	23.238	47.770	22.433	248.8	11:45.701								
4	1	1:33.572	23.251	47.898	22.423	249.4	13:19.273								
5	1	1:43.240 B	23.604	49.303	30.333	249.4	15:02.513								
6	2	2:52.916	1:35.046	55.177	22.693		17:55.429								
7	2	1:33.595	23.343	47.853	22.399	250.6	19:29.024								
8	2	1:33.325	23.144	47.725	22.456	250.0	21:02.349								
9	2	1:33.703	23.269	47.959	22.475	250.6	22:36.052								
10	2	1:50.929 B	26.098	52.732	32.099	251.2	24:26.981								
98		Aston Martin Racing			Aston Martin Vantage V8										
		1. Paul DALLA LANA			LMGTE Pro										
		2. Pedro LAMY			3. Richie STANAWAY										
1	2	1:47.557	30.779	53.386	23.392		1:47.557								
2	2	1:34.989	23.565	48.683	22.741	247.7	3:22.546								
3	2	1:34.050	23.414	48.194	22.442	250.6	4:56.596								
4	2	1:33.769	23.147	48.281	22.341	251.2	6:30.365								
5	2	1:33.500	23.095	47.939	22.466	252.9	8:03.865								
6	2	1:43.206 B	23.550	50.730	28.926	252.9	9:47.071								
7	3	3:21.695	2:10.846	48.388	22.461		13:08.766								
8	3	1:33.405	23.166	47.828	22.411	251.2	14:42.171								
9	3	1:33.102	23.055	47.657	22.390	251.7	16:15.273								
10	3	1:32.992	23.058	47.611	22.323	253.5	17:48.265								
11	3	1:44.209 B	23.582	50.591	30.036	254.7	19:32.474								
99		Aston Martin Racing			Aston Martin Vantage V8										
		1. Bruno SENNA			LMGTE Pro										
		2. Rob BELL													
1	1	5:39.083	4:25.829	50.076	23.178		5:39.083								
2	1	1:34.262	23.422	48.183	22.657	246.6	7:13.345								
3	1	1:33.678	23.233	47.955	22.490	250.0	8:47.023								
4	1	1:48.013 B	23.167	53.034	31.812	250.6	10:35.036								
5	2	5:37.510	4:25.022	49.860	22.628		16:12.546								
6	2	1:33.705	23.541	47.703	22.461	250.0	17:46.251								
7	2	1:33.629	23.217	47.945	22.467	251.2	19:19.880								
8	2	1:35.012	23.052	48.436	23.524	252.9	20:54.892								
9	2	2:01.423 B	23.330	48.215	49.878	252.3	22:56.315								