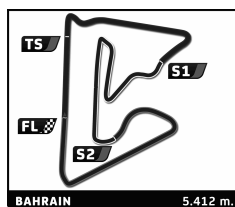


FIA WEC
6 Hours of Bahrain
Free Practice 1
Sector Analysis

■ Personal Best ■ Session Best B Crossing the finish line in pit lane

Lap	D	Time	Sector 1	Sector 2	Sector 3	T. Spd	Elapsed	Lap	D	Time	Sector 1	Sector 2	Sector 3	T. Spd	Elapsed
31	1	1:44.958	34.570	37.833	32.555	280.7	1:11:37.737	16	1	4:44.938	3:26.916	42.192	35.830	125.3	37:51.499
32	1	1:45.360	33.996	38.777	32.587	280.0	1:13:23.097	17	1	1:51.999	35.657	41.153	35.189	274.3	39:43.498
33	1	1:54.727 B	34.840	41.175	38.712	279.3	1:15:17.824	18	1	1:52.655	35.411	40.873	36.371	276.4	41:36.153
34	3	5:16.128	4:02.477	39.911	33.740	159.6	1:20:33.952	19	1	1:51.107	35.668	40.622	34.817	272.9	43:27.260
35	3	1:49.627	35.526	40.320	33.781	246.3	1:22:23.579	20	1	1:52.761	35.671	42.316	34.774	271.6	45:20.021
36	3	1:47.703	35.748	38.749	33.206	228.6	1:24:11.282	21	1	1:51.170	35.605	40.275	35.290	275.7	47:11.191
37	3	1:49.185	35.494	40.839	32.852	260.5	1:26:00.467	22	1	1:53.750	35.494	42.474	35.782	274.3	49:04.941
38	3	1:47.824	35.172	39.087	33.565	269.6	1:27:48.291	23	1	1:51.985	35.562	40.396	36.027	276.4	50:56.926
39	3	1:47.212	34.465	38.707	34.040	280.7	1:29:35.503	24	1	1:50.748	35.547	40.760	34.441	265.6	52:47.674
40	3	1:46.969	34.470	38.623	33.876	280.7	1:31:22.472	25	1	1:53.878	35.443	43.486	34.949	277.8	54:41.552
8 Toyota Racing Toyota TS030 - Hybrid								24 OAK Racing Morgan - Nissan							
1. Anthony DAVIDSON 3. Stéphane SARRAZIN LMP1								1. Olivier PLA 3. Alex BRUNDLE LMP2							
2. Sébastien BUEMI								2. David HEINEMEIER HANSSON							
1	1	2:35.806 B	59.280	50.937	45.589	131.5	2:35.806	1	3	2:42.274	1:11.841	50.744	39.689	133.9	2:42.274
2	1	39:42.124	...	39.357	33.566	187.5	42:17.930	2	3	1:53.595	36.747	40.774	36.074	259.2	4:35.869
3	1	1:46.537	34.341	38.939	33.257	277.8	44:04.467	3	3	1:53.343	36.330	41.414	35.599	263.0	6:29.212
4	1	1:47.370	34.216	39.291	33.863	281.5	45:51.837	4	3	1:52.389	36.456	40.584	35.349	264.3	8:21.601
5	1	1:45.812	34.019	38.703	33.090	279.3	47:37.649	5	3	1:52.837	36.541	40.888	35.408	263.6	10:14.438
6	1	1:47.566	34.831	38.624	34.111	280.7	49:25.215	6	3	1:53.020	36.609	40.769	35.642	264.9	12:07.458
7	1	1:46.117	34.052	38.650	33.415	282.2	51:11.332	7	3	2:05.529 B	36.732	43.790	45.007	267.6	14:12.987
8	1	1:53.457 B	34.094	38.639	40.724	282.2	53:04.789	8	2	6:14.339	4:52.836	43.774	37.729	114.9	20:27.326
9	1	3:20.417	1:59.793	44.372	36.252	184.3	56:25.206	9	2	1:58.248	38.325	43.025	36.898	252.0	22:25.574
10	1	1:46.768	34.106	38.930	33.732	280.7	58:11.974	10	2	1:56.589	37.433	42.925	36.231	255.6	24:22.163
11	1	1:46.995	34.327	39.723	32.945	281.5	59:58.969	11	2	1:56.185	37.266	42.719	36.200	260.5	26:18.348
12	1	1:51.915 B	34.176	39.347	38.392	281.5	1:01:50.884	12	2	1:56.871	37.645	42.831	36.395	259.2	28:15.219
13	1	2:40.574 B	1:24.423	38.775	37.376	185.5	1:04:31.458	13	2	1:56.131	37.199	42.905	36.027	259.9	30:11.350
14	3	2:49.258	1:36.103	39.376	33.779	183.4	1:07:20.716	14	2	1:56.562	37.554	42.964	36.044	255.0	32:07.912
15	3	1:47.555	34.722	39.234	33.599	267.6	1:09:08.271	15	2	2:18.442 B	52.564	43.276	42.602	262.4	34:26.354
16	3	1:46.829	34.375	38.865	33.589	278.6	1:10:55.100	16	1	3:43.928	2:24.100	43.233	36.595	160.5	38:10.282
17	3	1:46.593	34.501	38.882	33.210	281.5	1:12:41.693	17	1	1:56.256	37.411	42.578	36.267	248.5	40:06.538
18	3	1:51.184 B	34.322	38.763	38.099	279.3	1:14:32.877	18	1	1:55.380	37.177	42.050	36.153	259.2	42:01.918
19	3	2:53.894	1:42.727	38.341	32.826	186.5	1:17:26.771	19	1	1:55.923	37.746	42.081	36.096	250.8	43:57.841
20	3	1:46.000	34.081	38.909	33.010	282.9	1:19:12.771	20	1	1:55.761	37.491	42.207	36.063	253.8	45:53.602
21	3	1:45.746	33.963	38.710	33.073	279.3	1:20:58.517	21	1	1:55.132	36.871	42.077	36.184	263.0	47:48.734
22	3	1:45.164	34.017	38.334	32.813	279.3	1:22:43.681	22	1	1:55.464	37.002	42.195	36.267	264.3	49:44.198
23	3	1:45.151	34.006	38.206	32.939	281.5	1:24:28.832	23	1	2:01.366 B	37.524	42.421	41.421	265.6	51:45.564
24	3	1:51.056 B	34.508	39.318	37.230	281.5	1:26:19.888	24	3	8:36.296	7:17.049	42.658	36.589	109.7	1:00:21.860
25	2	2:56.435	1:44.414	38.840	33.181	158.7	1:29:16.323	25	3	1:55.722	37.245	42.139	36.338	259.9	1:02:17.582
26	2	1:45.728	34.239	38.482	33.007	280.0	1:31:02.051	26	3	1:55.682	37.199	41.879	36.604	264.3	1:04:13.264
12 Rebellion Racing Lola B12/60 Coupé - Toyota															
1. Andrea BELICCHI 3. Nicolas PROST LMP1															
2. Mathias BECHE															
1	2	3:19.132	2:02.839	41.291	35.002	165.7	3:19.132	27	3	1:55.604	37.161	42.122	36.321	264.3	1:06:08.868
2	2	1:48.741	35.027	39.746	33.968	277.8	5:07.873	28	3	1:56.200	37.426	42.536	36.238	266.2	1:08:05.068
3	2	1:50.337	35.999	39.955	34.383	261.1	6:58.210	29	3	1:58.410	38.119	43.052	37.239	253.2	1:10:03.478
4	2	1:49.187	35.249	39.920	34.018	280.0	8:47.397	30	3	1:57.759	37.206	43.332	37.221	266.9	1:12:01.237
5	2	1:52.160	35.221	41.356	35.583	278.6	10:39.557	31	3	2:02.134 B	37.237	42.439	42.458	264.9	1:14:03.371
6	2	1:49.611	35.305	40.354	33.952	279.3	12:29.168	32	2	6:20.200	4:59.443	43.501	37.256	161.3	1:20:23.571
7	2	1:49.016	35.319	39.814	33.883	278.6	14:18.184	33	2	2:12.722 B	37.796	43.766	51.160	261.7	1:22:36.293
8	2	1:57.047 B	35.524	40.455	41.068	277.1	16:15.231								
9	2	5:47.662	4:32.495	40.431	34.736	173.4	22:02.893								
10	2	1:49.757	35.071	39.902	34.784	280.0	23:52.650								
11	2	1:49.684	35.328	40.003	34.353	278.6	25:42.334								
12	2	1:51.231	36.815	40.379	34.037	245.2	27:33.565								
13	2	1:49.216	35.442	39.756	34.018	278.6	29:22.781								
14	2	1:49.571	35.398	39.977	34.196	278.6	31:12.352								
15	2	1:54.209 B	35.181	39.908	39.120	277.8	33:06.561								

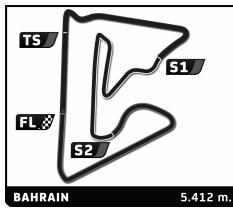


FIA WEC
6 Hours of Bahrain
Free Practice 1

Sector Analysis

■ Personal Best ■ Session Best B Crossing the finish line in pit lane

Lap	D	Time	Sector 1	Sector 2	Sector 3	T. Spd	Elapsed	Lap	D	Time	Sector 1	Sector 2	Sector 3	T. Spd	Elapsed							
16	3	1:59.680	38.070	43.619	37.991	261.1	51:27.095	4	1	1:53.175	36.679	41.019	35.477	259.9	9:30.910							
17	3	1:59.338	37.797	43.878	37.663	259.9	53:26.433	5	1	1:58.899 B	36.517	41.747	40.635	261.1	11:29.809							
18	3	2:05.992 B	37.781	43.785	44.426	259.2	55:32.425	6	1	6:47.093	5:28.249	43.343	35.501	151.3	18:16.902							
19	3	12:39.067	...	44.670	37.774	167.2	1:08:11.492	7	1	1:53.413	36.453	41.473	35.487	258.0	20:10.315							
20	3	2:00.927	38.102	43.505	39.320	258.6	1:10:12.419	8	1	1:55.796	36.262	43.213	36.321	261.1	22:06.111							
21	3	1:59.181	38.080	43.372	37.729	259.9	1:12:11.600	9	1	1:59.574 B	36.693	41.874	41.007	260.5	24:05.685							
22	3	2:06.062 B	38.243	43.631	44.188	260.5	1:14:17.662	10	2	4:02.992	2:41.624	44.277	37.091	167.7	28:08.677							
23	1	7:20.741	5:57.402	45.798	37.541	149.3	1:21:38.403	11	2	1:58.084	37.649	43.521	36.914	249.1	30:06.761							
24	1	1:58.999	38.147	43.223	37.629	249.7	1:23:37.402	12	2	1:56.881	37.259	43.293	36.329	256.8	32:03.642							
25	1	1:58.818	38.068	43.341	37.409	258.6	1:25:36.220	13	2	1:56.048	37.401	42.349	36.298	251.4	33:59.690							
26	1	2:01.235	38.036	43.543	39.656	259.9	1:27:37.455	14	2	2:03.835 B	37.336	43.336	43.163	249.1	36:03.525							
27	1	1:58.790	38.185	43.186	37.419	249.7	1:29:36.245	15	3	4:26.938	3:04.172	46.388	36.378	111.6	40:30.463							
28	1	1:59.331	38.101	43.454	37.776	261.1	1:31:35.576	16	3	1:56.210	37.375	42.994	35.841	257.4	42:26.673							
35 OAK Racing Morgan - Nissan LMP2 1. Bertrand BAGUETTE 3. Martin PLOWMAN 2. Ricardo GONZALEZ								17								3	1:56.994	37.593	42.370	37.031	257.4	44:23.667
1	3	2:47.957 B	1:13.018	50.696	44.243	120.0	2:47.957	18	3	1:57.921	37.175	43.543	37.203	259.2	46:21.588							
2	3	3:45.790	2:27.202	42.202	36.386	172.5	6:33.747	19	3	1:58.246	37.559	43.319	37.368	258.0	48:19.834							
3	3	1:53.747	36.668	41.574	35.505	263.6	8:27.494	20	3	2:05.233 B	37.705	43.426	44.102	258.6	50:25.067							
4	3	1:53.335	36.646	41.077	35.612	263.0	10:20.829	21	3	8:05.007	6:45.447	43.346	36.214	118.7	58:30.074							
5	3	1:53.124	36.570	41.102	35.452	263.6	12:13.953	22	3	1:53.780	36.350	41.349	36.081	259.9	1:00:23.854							
6	3	1:55.439	36.416	41.886	37.137	264.9	14:09.392	23	3	1:55.591	37.188	42.463	35.940	260.5	1:02:19.445							
7	3	2:00.135 B	36.697	42.313	41.125	263.6	16:09.527	24	3	1:54.153	36.440	41.575	36.138	258.0	1:04:13.598							
8	3	6:35.726	5:17.541	41.687	36.498	177.3	22:45.253	25	3	2:00.244	38.335	44.412	37.497	262.4	1:06:13.842							
9	3	1:53.924	36.660	41.349	35.915	262.4	24:39.177	26	3	1:53.868	36.340	41.465	36.063	260.5	1:08:07.710							
10	3	1:54.342	36.616	41.991	35.735	262.4	26:33.519	27	3	1:56.906	37.025	41.784	38.097	261.7	1:10:04.616							
11	3	1:55.214	36.608	42.418	36.188	262.4	28:28.733	28	3	2:05.055 B	39.281	42.972	42.802	181.2	1:12:09.671							
12	3	1:54.761	36.753	42.088	35.920	263.0	30:23.494	29	2	3:40.235	2:22.016	42.351	35.868	165.2	1:15:49.906							
13	3	2:01.542 B	36.749	41.964	42.829	263.1	32:25.036	30	2	1:55.394	37.267	41.588	36.539	259.9	1:17:45.300							
14	2	4:26.983	3:06.990	43.266	36.727	175.6	36:52.019	31	2	1:54.469	36.811	41.864	35.794	256.2	1:19:39.769							
15	2	1:56.743	37.319	42.782	36.642	255.6	38:48.762	32	2	1:53.973	36.622	41.593	35.758	259.2	1:21:33.742							
16	2	1:56.936	37.818	42.733	36.385	263.6	40:45.698	33	2	1:54.844	36.950	41.563	36.331	259.2	1:23:28.586							
17	2	1:57.525	37.527	43.703	36.295	235.1	42:43.223	34	2	1:54.032	36.788	41.702	35.542	259.2	1:25:22.618							
18	2	1:56.519	37.562	42.530	36.427	263.0	44:39.742	35	2	2:05.239	36.634	41.550	47.055	261.1	1:27:27.857							
19	2	1:55.914	37.138	42.457	36.319	259.2	46:35.656	36	2	1:55.845	37.993	41.934	35.918	241.3	1:29:23.702							
20	2	1:57.324	37.260	43.234	36.830	258.6	48:32.980	37	2	2:00.056 B	36.548	41.526	41.982	259.9	1:31:23.758							
21	2	1:56.350	37.387	42.606	36.357	261.1	50:29.330	45 OAK Racing Morgan - Nissan LMP2 1. Jacques NICOLET 3. David CHENG 2. Keiko IHARA														
22	2	1:58.686	37.728	44.683	36.275	259.9	52:28.016	1	3	2:44.886	1:16.254	49.191	39.441	138.4	2:44.886							
23	2	1:55.954	37.339	42.346	36.269	260.5	54:23.970	2	3	1:58.987	37.930	43.389	37.668	259.9	4:43.873							
24	2	2:01.197 B	37.172	42.462	41.563	259.2	56:25.167	3	3	1:57.184	37.424	43.013	36.747	261.1	6:41.057							
25	1	4:48.806	3:26.332	44.750	37.724	160.1	1:01:13.973	4	3	1:57.993	37.425	43.635	36.933	264.9	8:39.050							
26	1	1:57.598	37.692	42.910	36.996	263.6	1:03:11.571	5	3	1:57.596	38.248	43.091	36.257	243.0	10:36.646							
27	1	2:02.052	37.483	45.839	38.730	260.5	1:05:13.623	6	3	1:57.179	37.070	43.494	36.615	263.6	12:33.825							
28	1	1:56.932	37.420	42.539	36.973	262.4	1:07:10.555	7	3	1:57.103	37.062	43.212	36.829	260.5	14:30.928							
29	1	1:58.751	37.513	43.226	38.012	263.0	1:09:09.306	8	3	1:56.022	36.979	42.729	36.314	260.5	16:26.950							
30	1	2:04.492 B	38.745	42.610	43.137	264.3	1:11:13.798	9	3	1:57.717	37.357	42.406	37.954	264.9	18:24.667							
31	1	6:06.899	4:46.078	44.106	36.715	154.4	1:17:20.697	10	3	1:56.652	37.627	42.687	36.338	261.7	20:21.319							
32	1	1:57.170	37.680	42.966	36.524	263.6	1:19:17.867	11	3	1:56.007	36.998	42.504	36.505	264.3	22:17.326							
33	1	1:57.136	37.334	43.025	36.777	264.3	1:21:15.003	12	3	2:02.580 B	37.432	42.436	42.712	262.4	24:19.906							
34	1	1:56.849	37.430	42.722	36.697	263.6	1:23:11.852	13	2	7:22.539	5:54.621	48.196	39.722	118.6	31:42.445							
35	1	2:08.169 B	37.677	46.586	43.906	265.6	1:25:20.021	14	2	2:02.173	39.109	44.629	38.435	193.2	33:44.618							
41 Greaves Motorsport Zytec Z11SN - Nissan LMP2 1. Björn WIRDHEIM 3. Jon LANCASTER 2. Wolfgang REIP								15	2	1:58.079	37.745	43.064	37.270	238.2	35:42.697							
1	1	2:32.928 B	58.721	49.636	44.571	148.4	2:32.928	16	2	1:57.882	37.682	42.801	37.399	246.3	37:40.579							
2	1	3:11.542	1:54.128	41.795	35.619	169.0	5:44.470	17	2	1:58.200	37.414	43.670	37.116	258.6	39:38.779							
3	1	1:53.265	36.489	41.177	35.599	258.0	7:37.735	18	2	1:58.192	37.533	43.228	37.431	256.2	41:36.971							
								19	2	1:57.633	37.671	42.818	37.144	253.2	43:34.604							
								20	2	1:56.832	37.500	42.466	36.866	238.7	45:31.436							



FIA WEC

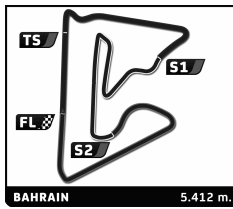
6 Hours of Bahrain

Free Practice 1

Sector Analysis

■ Personal Best
 ■ Session Best
 ■ B Crossing the finish line in pit lane

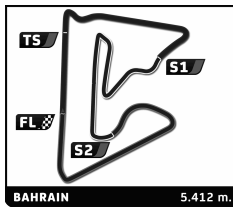
Lap	D	Time	Sector 1	Sector 2	Sector 3	T. Spd	Elapsed	Lap	D	Time	Sector 1	Sector 2	Sector 3	T. Spd	Elapsed
21	2	1:56.618	37.434	42.796	36.388	248.0	47:28.054	34	2	1:59.641	38.358	43.456	37.827	251.4	1:31:34.769
22	2	1:57.091	37.510	43.117	36.464	253.8	49:25.145	<div style="border: 1px solid black; padding: 5px;"> 50 Larbre Competition Chevrolet Corvette C6-ZR1 1. Patrick BORNHAUSER 3. Fernando REES 2. Julien CANAL LMGTE Am </div>							
23	2	1:59.077	37.070	43.981	38.026	264.9	51:24.222								
24	2	2:07.922	37.735	44.060	46.127	259.2	53:32.144								
25	1	4:35.921	3:12.298	44.118	39.505	143.9	58:08.065	1	1	3:08.352	1:30.256	49.416	48.680	120.3	3:08.352
26	1	2:00.426	38.044	44.957	37.425	249.1	1:00:08.491	2	1	6:49.572	5:22.182	47.321	40.069	153.3	9:57.924
27	1	1:57.371	37.775	42.583	37.013	252.6	1:02:05.862	3	1	2:08.142	40.128	47.258	40.756	228.1	12:06.066
28	1	1:58.778	37.559	43.743	37.476	262.4	1:04:04.640	4	1	2:06.227	39.947	46.106	40.174	227.6	14:12.293
29	1	1:59.572	38.754	43.272	37.546	260.5	1:06:04.212	5	1	2:05.806	40.033	45.936	39.837	221.6	16:18.099
30	1	1:59.994	37.792	43.664	38.538	256.2	1:08:04.206	6	1	2:11.200	39.715	46.381	45.104	230.1	18:29.299
31	1	1:59.999	37.936	43.777	38.286	261.1	1:10:04.205	7	3	5:27.472	3:59.979	46.943	40.550	129.8	23:56.771
32	1	1:59.627	39.202	42.742	37.683	210.8	1:12:03.832	8	3	2:05.459	39.986	45.842	39.631	233.0	26:02.230
33	1	1:57.974	37.947	42.778	37.249	248.0	1:14:01.806	9	3	2:03.875	39.479	45.246	39.150	246.3	28:06.105
34	1	1:58.675	37.741	43.735	37.199	258.6	1:16:00.481	10	3	2:04.478	39.396	46.089	38.993	248.0	30:10.583
35	1	1:57.923	37.647	43.244	37.032	261.1	1:17:58.404	11	3	2:09.368	39.468	45.515	44.385	248.0	32:19.951
36	1	2:04.014	37.794	43.051	43.169	255.0	1:20:02.418	12	2	4:24.978	2:55.237	48.342	41.399	159.4	36:44.929
37	3	3:52.020	2:30.896	43.854	37.270	140.5	1:23:54.438	13	2	2:06.424	39.743	45.676	41.005	235.6	38:51.353
38	3	1:59.482	37.416	43.280	38.786	262.4	1:25:53.920	14	2	2:06.340	40.637	46.160	39.543	239.2	40:57.693
39	3	1:58.001	37.464	42.759	37.778	263.0	1:27:51.921	15	2	2:06.059	39.875	46.516	39.668	234.0	43:03.752
40	3	1:57.445	37.824	42.682	36.939	262.4	1:29:49.366	16	2	2:14.758	39.866	46.089	48.803	238.7	45:18.510
41	3	1:58.948	38.775	43.240	36.933	262.4	1:31:48.314	17	2	3:53.761	2:27.059	46.759	39.943	164.4	49:12.271
<div style="border: 1px solid black; padding: 5px;"> 49 Pecom Racing Oreca 03 - Nissan 1. Luis PEREZ COMPANC 3. Pierre KAFFER 2. Nicolas MINASSIAN LMP2 </div>								18	2	2:03.259	39.372	44.974	38.913	243.0	51:15.530
								19	2	2:02.533	38.924	45.048	38.561	242.4	53:18.063
								20	2	2:01.811	38.784	44.664	38.363	245.2	55:19.874
21	2	2:02.067	38.727	44.602	38.738	247.4	57:21.941								
22	2	2:10.125	39.365	44.825	45.935	244.1	59:32.066								
23	1	4:11.732	2:44.230	47.017	40.485	148.8	1:03:43.798								
24	1	2:04.983	39.781	45.838	39.364	228.6	1:05:48.781								
25	1	2:04.509	39.908	45.436	39.165	228.6	1:07:53.290								
26	1	2:04.078	39.400	45.286	39.392	239.7	1:09:57.368								
27	1	2:04.373	39.231	45.589	39.553	245.2	1:12:01.741								
28	1	3:44.527	39.177		241.9	1:15:46.268									
<div style="border: 1px solid black; padding: 5px;"> 51 AF Corse Ferrari F458 Italia 1. Gianmaria BRUNI LMGTE Pro 2. Toni VILANDER </div>								1	2	3:58.435	2:20.293	49.391	48.751	126.3	3:58.435
								2	2	3:43.087	2:17.295	46.032	39.760	158.2	7:41.522
								3	2	2:02.636	39.026	44.572	39.038	244.6	9:44.158
4	2	2:07.513	39.032	44.849	43.632	243.0	11:51.671								
5	2	4:30.258	3:06.324	44.911	39.023	138.6	16:21.929								
6	2	2:03.059	38.935	44.778	39.346	249.1	18:24.988								
7	2	2:03.089	39.056	44.941	39.092	241.9	20:28.077								
8	2	2:03.022	39.041	44.814	39.167	244.1	22:31.099								
9	2	2:08.888	39.454	44.649	44.785	249.1	24:39.987								
10	2	3:40.378	2:15.459	45.861	39.058	149.1	28:20.365								
11	2	2:03.290	39.113	45.125	39.052	241.3	30:23.655								
12	2	2:12.604	39.146	46.248	47.210	227.2	32:36.259								
13	2	6:45.493	5:20.489	45.810	39.194	156.6	39:21.752								
14	2	2:03.130	39.064	45.152	38.914	248.0	41:24.882								
15	2	2:02.220	38.823	44.652	38.745	250.3	43:27.102								
16	2	2:09.145	39.100	45.083	44.962	235.6	45:36.247								
17	2	4:00.026	2:33.252	48.011	38.763	143.5	49:36.273								
18	2	2:00.509	38.220	43.934	38.355	249.7	51:36.782								
19	2	2:08.053	38.862	44.785	44.406	236.1	53:44.835								
20	1	6:03.818	4:39.678	44.847	39.293	160.1	59:48.653								
21	1	2:02.162	38.811	44.495	38.856	238.7	1:01:50.815								
22	1	2:01.666	38.742	44.557	38.367	248.0	1:03:52.481								



FIA WEC
6 Hours of Bahrain
Free Practice 1
Sector Analysis

■ Personal Best ■ Session Best B Crossing the finish line in pit lane

Lap	D	Time	Sector 1	Sector 2	Sector 3	T. Spd	Elapsed	Lap	D	Time	Sector 1	Sector 2	Sector 3	T. Spd	Elapsed							
23	1	2:01.440	38.850	44.150	38.440	251.4	1:05:53.921	7	3	2:01.791	38.680	44.722	38.389	246.3	15:35.949							
24	1	2:07.070B	38.753	45.283	43.034	246.3	1:08:00.991	8	3	2:11.063B	38.488	46.226	46.349	241.3	17:47.012							
25	1	5:10.037	3:46.536	44.313	39.188	160.8	1:13:11.028	9	1	13:52.355	...	47.212	40.708	139.8	31:39.367							
26	1	2:03.076	38.880	44.732	39.464	253.2	1:15:14.104	10	1	2:09.322	40.738	48.218	40.366	237.1	33:48.689							
27	1	2:02.054	38.839	44.830	38.385	249.7	1:17:16.158	11	1	2:08.432	41.205	47.004	40.223	244.6	35:57.121							
28	1	2:04.614	39.989	45.764	38.861	255.0	1:19:20.772	12	1	2:07.950	40.429	47.443	40.078	229.1	38:05.071							
29	1	2:07.752B	38.988	44.358	44.406	243.0	1:21:28.524	13	1	2:07.447	40.484	46.929	40.034	248.0	40:12.518							
30	1	3:55.773	2:31.532	44.457	39.784	163.4	1:25:24.297	14	1	2:06.222	39.904	46.556	39.762	243.0	42:18.740							
31	1	2:01.338	38.584	44.266	38.488	252.6	1:27:25.635	15	1	2:05.717	39.678	46.295	39.744	249.1	44:24.457							
32	1	2:03.059	39.145	45.208	38.706	254.4	1:29:28.694	16	1	2:06.189	40.260	45.967	39.962	253.2	46:30.646							
33	1	2:09.134B	38.817	44.351	45.966	255.0	1:31:37.828	17	1	2:07.066	39.681	47.164	40.221	247.4	48:37.712							
57 Krohn Racing Ferrari F458 Italia 1.Tracy KROHN 3.Maurizio MEDIANI LMGT E Am 2.Niclas JÖNSSON								19								1	2:16.612B	40.715	47.152	48.745	230.1	50:54.324
1	2	3:06.657B	1:12.445	58.785	55.427	125.0	3:06.657	19	1	3:05.493	1:38.947	46.693	39.853	150.3	53:59.817							
2	2	4:01.767	2:24.651	52.831	44.285	143.9	7:08.424	20	1	2:08.854	41.994	46.922	39.938	250.8	56:08.671							
3	2	2:10.668	45.403	45.346	39.919	170.1	9:19.092	21	1	2:07.166	39.843	47.172	40.151	236.6	58:15.837							
4	2	2:03.636	39.275	45.221	39.140	235.6	11:22.728	22	1	2:05.833	39.778	46.261	39.794	243.5	1:00:21.670							
5	2	2:03.541	39.347	44.859	39.335	242.4	13:26.269	23	1	2:15.296B	40.925	46.605	47.766	248.5	1:02:36.966							
6	2	2:03.503	39.047	45.169	39.287	245.7	15:29.772	24	2	4:05.461	2:36.675	47.943	40.843	166.5	1:06:42.427							
7	2	2:04.449	39.255	45.976	39.218	244.6	17:34.221	25	2	2:05.496	40.027	45.831	39.638	223.0	1:08:47.923							
8	2	2:09.071B	39.297	45.387	44.387	245.2	19:43.292	26	2	2:03.822	39.500	45.043	39.279	252.0	1:10:51.745							
9	2	11:41.918	...	46.385	40.399	150.7	31:25.210	27	2	2:03.247	39.091	45.233	38.923	247.4	1:12:54.992							
10	2	2:06.534	39.795	46.428	40.311	243.0	33:31.744	28	2	2:03.544	39.307	45.256	38.981	250.8	1:14:58.536							
11	2	2:05.040	39.663	45.752	39.625	244.1	35:36.784	29	2	2:09.322B	39.574	45.023	44.725	251.4	1:17:07.858							
12	2	2:04.637	39.450	45.385	39.802	245.7	37:41.421	30	2	5:14.639	3:49.596	45.741	39.302	167.0	1:22:22.497							
13	2	2:10.112B	39.453	45.411	45.248	246.3	39:51.533	31	2	2:03.674	38.977	45.122	39.575	240.8	1:24:26.171							
14	1	4:04.900	2:34.432	48.515	41.953	107.8	43:56.433	32	2	2:03.403	39.350	44.982	39.071	253.2	1:26:29.574							
15	1	2:12.067	42.276	48.403	41.388	224.3	46:08.500	33	2	2:04.649	40.604	44.956	39.089	255.6	1:28:34.223							
16	1	2:09.613	41.272	46.946	41.395	230.6	48:18.113	34	2	2:03.289	39.178	45.151	38.960	252.0	1:30:37.512							
17	1	2:08.043	40.695	46.713	40.635	235.6	50:26.156	71 AF Corse Ferrari F458 Italia 1.Kamui KOBAYASHI LMGT E Pro 2.Giancarlo FISICHELLA														
18	1	2:07.605	40.278	46.593	40.734	238.7	52:33.761	1	2	2:54.004B	1:22.335	46.501	45.168	156.1	2:54.004							
19	1	2:07.116	40.425	46.208	40.483	244.6	54:40.877	2	2	4:04.695	2:37.955	47.094	39.646	164.2	6:58.699							
20	1	2:07.131	40.165	46.700	40.266	239.2	56:48.008	3	2	2:03.463	39.584	45.232	38.647	226.2	9:02.162							
21	1	2:08.048	40.388	46.763	40.897	238.7	58:56.056	4	2	2:02.397	38.994	44.710	38.693	246.3	11:04.559							
22	1	2:07.111	40.448	46.146	40.517	240.3	1:01:03.167	5	2	2:03.000	38.906	44.816	39.278	235.1	13:07.559							
23	1	2:12.363B	40.420	46.110	45.833	239.7	1:03:15.530	6	2	2:07.707B	39.003	45.578	43.126	243.0	15:15.266							
24	1	4:48.660	3:20.806	47.514	40.340	154.6	1:08:04.190	7	2	3:55.346	2:30.546	45.696	39.104	167.0	19:10.612							
25	1	2:09.262	41.688	46.859	40.715	233.5	1:10:13.452	8	2	2:03.943	39.676	45.340	38.927	239.7	21:14.555							
26	1	2:11.708	43.447	47.378	40.883	239.2	1:12:25.160	9	2	2:14.746B	39.047	50.110	45.589	237.6	23:29.301							
27	1	2:08.230	40.698	46.394	41.138	237.6	1:14:33.390	10	2	11:10.978	9:46.190	45.086	39.702	163.2	34:40.279							
28	1	2:06.990	40.396	46.306	40.288	236.1	1:16:40.380	11	2	2:02.368	38.923	44.715	38.730	245.2	36:42.647							
29	1	2:11.690B	40.253	46.079	45.358	234.0	1:18:52.070	12	2	2:02.806	38.745	45.489	38.572	234.0	38:45.453							
30	3	3:48.272	2:16.317	49.849	42.106	156.1	1:22:40.342	13	2	2:02.819	38.665	45.306	38.848	243.0	40:48.272							
31	3	2:07.277	40.559	46.182	40.536	217.2	1:24:47.619	14	2	2:02.432	38.771	44.539	39.122	233.0	42:50.704							
32	3	2:06.633	39.815	45.528	41.290	232.5	1:26:54.252	15	2	2:02.523	38.970	44.742	38.811	243.0	44:53.227							
33	3	2:05.810	40.318	45.614	39.878	236.6	1:29:00.062	16	2	2:01.924	38.622	44.509	38.793	240.3	46:55.151							
34	3	2:04.928	39.667	45.555	39.706	237.6	1:31:04.990	17	2	2:08.698B	38.768	45.305	44.625	242.4	49:03.849							
61 AF Corse Ferrari F458 Italia 1.François PERRODO LMGT E Am 2.Emmanuel COLLARD								18								1	4:04.096	2:38.469	45.610	40.017	163.7	53:07.945
1	3	2:54.586	1:22.912	49.771	41.903	144.1	2:54.586	19	1	2:03.661	39.525	45.403	38.733	242.4	55:11.606							
2	3	2:10.942	42.746	47.384	40.812	181.5	5:05.528	20	1	2:02.749	38.975	44.816	38.958	238.7	57:14.355							
3	3	2:08.153	40.810	46.103	41.240	197.7	7:13.681	21	1	2:02.058	38.769	44.587	38.702	245.2	59:16.413							
4	3	2:05.740	40.842	45.453	39.445	199.9	9:19.421	22	1	2:02.091	38.861	44.548	38.682	242.4	1:01:18.504							
5	3	2:12.006	43.811	48.668	39.527	177.6	11:31.427	23	1	2:10.478B	39.785	44.807	45.886	239.7	1:03:28.982							
6	3	2:02.731	39.177	44.601	38.953	244.6	13:34.158	24	1	7:10.593	5:46.155	45.624	38.814	164.9	1:10:39.575							
								25								1	2:02.518	39.045	44.837	38.636	247.4	1:12:42.093
								26								1	2:02.186	38.937	44.596	38.653	242.4	1:14:44.279

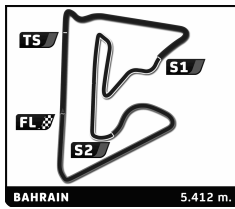


FIA WEC
6 Hours of Bahrain
Free Practice 1

Sector Analysis

■ Personal Best ■ Session Best B Crossing the finish line in pit lane

Lap	D	Time	Sector 1	Sector 2	Sector 3	T. Spd	Elapsed	Lap	D	Time	Sector 1	Sector 2	Sector 3	T. Spd	Elapsed
27	1	2:01.924	38.883	44.355	38.686	243.0	1:16:46.203	9	3	2:03.044	38.942	44.837	39.265	245.7	24:03.760
28	1	2:07.846 B	39.026	45.351	43.469	244.6	1:18:54.049	10	3	2:07.138 B	38.832	44.900	43.406	245.7	26:10.898
29	1	4:01.274	2:36.543	45.847	38.884	164.7	1:22:55.323	11	1	4:18.534	2:50.924	47.302	40.308	129.9	30:29.432
30	1	2:02.497	39.024	44.626	38.847	249.7	1:24:57.820	12	1	2:07.429	41.264	46.301	39.864	228.1	32:36.861
31	1	2:02.249	38.918	44.532	38.799	250.3	1:27:00.069	13	1	2:05.423	39.963	45.958	39.502	233.5	34:42.284
32	1	2:08.005 B	39.529	44.826	43.650	238.2	1:29:08.074	14	1	2:04.672	39.696	45.644	39.332	243.5	36:46.956
33	2	3:03.379	1:39.162	45.046	39.171	168.8	1:32:11.453	15	1	2:05.111	39.539	46.118	39.454	243.0	38:52.067
76 IMSA Performance Matmut Porsche 911 GT3 RSR								88 Proton Competition Porsche 911 GT3 RSR							
1. Raymond NARAC 3. Markus PALTTALA LMGTE Am								1. Christian RIED 3. Paolo RUBERTI LMGTE Am							
2. Jean-Karl VERNAY								2. Gianluca RODA							
1	3	2:24.431	52.766	48.634	43.031	146.6	2:24.431	1	3	3:07.373	1:39.399	46.588	41.386	144.1	3:07.373
2	3	2:06.495	40.351	45.960	40.184	219.4	4:30.926	2	3	2:02.404	38.972	44.666	38.766	240.3	5:09.777
3	3	2:05.586	40.022	46.057	39.507	219.8	6:36.512	3	3	2:02.436	39.082	44.505	38.849	235.6	7:12.213
4	3	2:04.753	39.826	45.471	39.456	243.5	8:41.265	4	3	2:03.252	39.417	44.485	39.350	204.8	9:15.465
5	3	2:04.577	39.441	45.589	39.547	226.7	10:45.842	5	3	2:02.558	39.279	44.596	38.683	238.2	11:18.023
6	3	2:09.653 B	39.394	45.848	44.411	226.2	12:55.495	6	3	2:02.110	39.022	44.357	38.731	224.8	13:20.133
7	1	3:50.026	2:22.390	47.448	40.188	164.7	16:45.521	7	3	2:08.420 B	39.117	44.534	44.769	233.0	15:28.553
8	1	2:06.439	40.388	46.538	39.513	241.9	18:51.960	8	3	13:01.553	...	44.741	42.978	165.2	28:30.106
9	1	2:04.686	39.333	45.748	39.605	247.4	20:56.646	9	3	2:01.287	38.791	44.102	38.394	237.6	30:31.393
10	1	2:04.580	39.590	45.711	39.279	242.4	23:01.226	10	3	2:01.487	38.813	44.220	38.454	237.6	32:32.880
11	1	2:11.981 B	39.133	45.589	47.259	246.3	25:13.207	11	3	2:01.663	38.749	44.125	38.789	238.2	34:34.543
12	1	4:30.632	3:03.252	47.779	39.601	148.8	29:43.839	12	3	2:03.052	38.662	44.207	40.183	241.9	36:37.595
13	1	2:06.186	39.509	45.609	41.068	238.7	31:50.025	13	3	2:01.728	38.898	44.349	38.481	239.2	38:39.323
14	1	2:12.084 B	39.396	45.236	47.452	243.5	34:02.109	14	3	2:08.091 B	39.321	44.688	44.082	235.1	40:47.414
15	3	5:14.611	3:46.714	48.194	39.703	147.4	39:16.720	15	2	4:40.360	3:08.282	51.721	40.357	157.0	45:27.774
16	3	2:05.450	39.609	46.175	39.666	229.6	41:22.170	16	2	2:05.721	39.918	46.044	39.759	225.8	47:33.495
17	3	2:04.830	39.574	45.811	39.445	228.1	43:27.000	17	2	2:11.773	39.401	52.647	39.725	246.8	49:45.268
18	3	2:12.307 B	40.029	46.029	46.249	208.4	45:39.307	18	2	2:20.782	52.328	48.500	39.954	244.1	52:06.050
19	3	3:51.319	2:22.945	47.467	40.907	161.5	49:30.626	19	2	2:04.795	39.680	45.430	39.685	240.3	54:10.845
20	3	2:05.629	40.047	45.858	39.724	226.2	51:36.255	20	2	2:04.883	39.557	45.864	39.462	239.7	56:15.728
21	3	2:05.644	40.375	45.663	39.606	235.1	53:41.899	21	2	2:03.740	39.506	45.056	39.178	240.8	58:19.468
22	3	2:09.153 B	39.614	45.894	43.645	234.0	55:51.052	22	2	2:06.648	40.563	45.814	40.271	253.2	1:00:26.116
23	2	3:20.402	1:54.031	46.471	39.900	159.6	59:11.454	23	2	2:07.181	41.115	46.273	39.793	249.1	1:02:33.297
24	2	2:09.077	39.822	...	235.1	1:01:20.531	24	2	2:04.392	39.633	45.318	39.441	241.9	1:04:37.689	
25	2	2:04.361	39.580	45.610	39.171	243.5	1:03:24.892	25	2	2:12.227 B	41.074	45.700	45.453	247.4	1:06:49.916
26	2	2:11.110 B	39.358	...	237.1	1:05:36.002	26	1	6:49.370	5:19.612	48.333	41.425	162.0	1:13:39.286	
27	2	4:17.312	2:54.394	44.257	38.661	164.9	1:09:53.314	27	1	2:08.174	41.100	46.707	40.367	197.4	1:15:47.460
28	2	2:01.711	38.975	44.212	38.524	250.8	1:11:55.025	28	1	2:06.041	39.980	45.897	40.164	236.6	1:17:53.501
29	2	2:02.165	38.745	44.641	38.779	249.7	1:13:57.190	29	1	2:05.805	40.145	46.213	39.447	240.8	1:19:59.306
30	2	2:01.855	38.744	44.206	38.905	248.5	1:15:59.045								
31	2	2:07.281 B	38.767	44.954	43.560	248.5	1:18:06.326								
32	2	3:00.019	1:37.032	44.331	38.656	164.9	1:21:06.345								
33	2	2:01.334	38.515	43.960	38.859	248.5	1:23:07.679								
34	2	2:02.596	38.816	44.461	39.319	249.1	1:25:10.275								
35	2	2:06.631 B	38.636	44.467	43.528	248.5	1:27:16.906								
36	2	4:09.972	2:46.436	44.458	39.078	164.4	1:31:26.878								
81 8 Star Motorsports Ferrari F458 Italia															
1. Vicente POTOLICCHIO 3. Davide RIGON LMGTE Am															
2. Rui AGUAS															
1	3	2:58.706 B	1:18.530	51.673	48.503	141.8	2:58.706								
2	3	4:25.292	3:00.622	45.839	38.831	161.0	7:23.998								
3	3	2:02.677	39.009	44.895	38.773	230.1	9:26.675								
4	3	2:01.644	38.723	44.442	38.479	247.4	11:28.319								
5	3	2:01.869	38.614	44.509	38.746	244.1	13:30.188								
6	3	2:04.569	39.144	46.050	39.375	240.8	15:34.757								
7	3	2:13.695 B	38.836	48.847	46.012	245.2	17:48.452								
8	3	4:12.264	2:48.167	45.368	38.729	162.7	22:00.716								

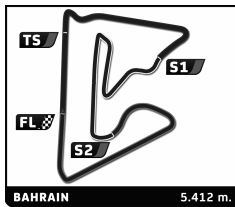


FIA WEC
6 Hours of Bahrain
Free Practice 1

Sector Analysis

■ Personal Best ■ Session Best B Crossing the finish line in pit lane

Lap	D	Time	Sector 1	Sector 2	Sector 3	T. Spd	Elapsed	Lap	D	Time	Sector 1	Sector 2	Sector 3	T. Spd	Elapsed
30	1	2:05.994	40.048	46.165	39.781	242.4	1:22:05.300	7	2	2:09.489B	39.350	44.876	45.263	223.0	14:57.066
31	1	2:04.887	39.873	45.639	39.375	232.5	1:24:10.187	8	3	5:06.564	3:41.662	45.308	39.594	157.0	20:03.630
32	1	2:06.489	41.081	45.866	39.542	222.0	1:26:16.676	9	3	2:03.513	38.970	45.206	39.337	243.5	22:07.143
33	1	2:04.993	39.548	45.740	39.705	230.1	1:28:21.669	10	3	2:03.401	38.691	45.837	38.873	248.5	24:10.544
34	1	2:04.854	39.441	45.965	39.448	239.2	1:30:26.523	11	3	2:02.473	38.759	44.904	38.810	246.3	26:13.017
91 Porsche AG Team Manthey Porsche 911 RSR								96 Aston Martin Racing Aston Martin Vantage V8							
1.Jörg BERGMEISTER								1.Stuart HALL							
2.Patrick PILET								3.Jamie CAMPBELL-WALTER							
LMGTE Pro								LMGTE Am							
1	1	2:29.089	1:01.006	48.168	39.915	137.2	2:29.089	1	3	2:46.834	1:14.259	48.427	44.148	150.5	2:46.834
2	1	2:02.076	38.737	44.385	38.954	239.7	4:31.165	2	3	2:03.425	39.817	44.824	38.784	234.0	4:50.259
3	1	2:12.447B	38.877	48.052	45.518	225.8	6:43.612	3	3	2:02.728	39.361	44.605	38.762	244.1	6:52.987
4	1	8:31.330	7:07.881	44.710	38.739	155.7	15:14.942	4	3	2:02.022	38.711	44.588	38.723	247.4	8:55.009
5	1	2:01.195	38.830	44.048	38.317	237.6	17:16.137	5	3	2:01.900	38.798	44.525	38.577	249.7	10:56.909
6	1	2:00.789	38.487	43.970	38.332	247.4	19:16.926	6	3	2:07.117B	38.917	44.487	43.713	249.7	13:04.026
7	1	2:00.714	38.317	43.977	38.420	239.2	21:17.640	7	2	5:50.315	4:10.974	53.289	46.052	124.4	18:54.341
8	1	2:01.805	38.375	44.479	38.951	240.8	23:19.445	8	2	2:15.621	43.046	49.520	43.055	180.6	21:09.962
9	1	2:06.400B	38.387	44.345	43.668	245.7	25:25.845	9	2	2:18.935	42.011	54.625	42.299	183.7	23:28.897
10	1	9:00.443	7:36.631	44.062	39.750	163.9	34:26.288	10	2	2:11.968	41.573	...	194.9	...	25:40.865
11	1	2:01.760	38.851	44.391	38.518	238.2	36:28.048	11	2	2:11.007	41.676	48.391	40.940	214.2	27:51.872
12	1	2:02.236	38.868	44.519	38.849	237.6	38:30.284	12	2	2:10.736	41.054	47.622	42.060	231.5	30:02.608
13	1	2:07.934B	38.752	45.853	43.329	243.5	40:38.218	13	2	2:13.188	42.461	48.372	42.355	210.0	32:15.796
14	2	6:36.990	5:09.694	45.823	41.473	165.2	47:15.208	14	2	2:11.215	41.434	48.491	41.290	220.2	34:27.011
15	2	2:40.014B	39.388	45.997	1:14.629	240.3	49:55.222	15	2	2:12.113	40.991	48.564	42.558	222.5	36:39.124
16	2	35:09.421	...	44.939	39.859	166.5	1:25:04.643	16	2	2:09.213	40.783	48.104	40.326	234.5	38:48.337
17	2	2:02.965	39.368	44.513	39.084	248.5	1:27:07.608	17	2	2:07.772	40.366	46.836	40.570	223.4	40:56.109
18	2	2:01.838	39.051	44.272	38.515	236.1	1:29:09.446	18	2	2:09.912	41.180	48.084	40.648	233.0	43:06.021
19	2	2:02.950	38.876	44.237	39.837	240.3	1:31:12.396	19	2	2:16.741B	40.789	48.588	47.364	219.4	45:22.762
92 Porsche AG Team Manthey Porsche 911 RSR								95 Aston Martin Racing Aston Martin Vantage V8							
1.Marc LIEB								1.Christoffer NYGAARD							
2.Richard LIETZ								3.Nicki THIM							
LMGTE Pro								LMGTE Am							
1	1	2:23.927	59.952	45.132	38.843	141.6	2:23.927	1	2	2:22.224	49.581	49.555	43.088	146.4	2:22.224
2	1	2:01.621	38.702	44.620	38.299	238.2	4:25.548	2	2	2:06.200	40.026	46.575	39.599	234.5	4:28.424
3	1	2:00.519	38.620	43.990	37.909	245.7	6:26.067	3	2	2:04.570	39.564	45.451	39.555	244.1	6:32.994
4	1	2:15.480B	40.014	46.909	48.557	243.0	8:41.547	4	2	2:04.990	39.423	46.223	39.344	242.4	8:37.984
5	1	6:57.681B	5:27.130	45.111	45.440	165.2	15:39.228	5	2	2:05.337	39.869	45.865	39.603	237.1	10:43.321
6	1	7:07.007	5:44.723	44.068	38.216	165.2	22:46.235	6	2	2:04.256	39.260	45.711	39.285	245.7	12:47.577
7	1	2:01.452	38.794	44.188	38.470	244.1	24:47.687								
8	1	2:01.165	38.581	44.229	38.355	246.8	26:48.852								
9	1	2:01.549	38.747	44.229	38.573	244.6	28:50.401								
10	1	2:07.049B	39.082	44.818	43.149	237.6	30:57.450								
11	1	8:09.208	6:46.285	44.448	38.475	165.9	39:06.658								
12	1	2:01.718	38.654	44.591	38.473	246.8	41:08.376								
13	1	2:01.440	38.694	44.343	38.403	249.1	43:09.816								
14	1	2:10.013B	38.705	45.559	45.749	249.7	45:19.829								
15	2	5:19.561	3:55.189	45.613	38.759	143.1	50:39.390								
16	2	2:03.284	39.086	45.029	39.169	243.0	52:42.674								
17	2	2:08.943B	39.674	45.736	43.533	250.3	54:51.617								
20	1	5:34.649	4:06.626	46.487	41.536	165.4	50:57.411								
21	1	2:05.398	40.209	45.655	39.534	208.4	53:02.809								
22	1	2:03.840	39.492	45.199	39.149	214.6	55:06.649								
23	1	2:03.192	39.428	44.936	38.828	219.4	57:09.841								
24	1	2:03.492	39.457	45.101	38.934	222.5	59:13.333								
25	1	2:03.835	39.161	45.791	38.883	225.3	1:01:17.168								
26	1	2:07.124B	39.302	44.979	42.843	230.1	1:03:24.292								
27	2	11:53.683	...	49.612	44.207	135.1	1:15:17.975								
28	2	2:09.362	40.338	48.462	40.562	240.3	1:17:27.337								
29	2	2:21.435	51.163	48.731	41.541	251.4	1:19:48.772								



FIA WEC
6 Hours of Bahrain
Free Practice 1
Sector Analysis

■ Personal Best ■ Session Best B Crossing the finish line in pit lane

Lap	D	Time	Sector 1	Sector 2	Sector 3	T. Spd	Elapsed	Lap	D	Time	Sector 1	Sector 2	Sector 3	T. Spd	Elapsed
30	2	2:07.967	40.202	46.871	40.894	243.0	1:21:56.739	16	1	3:58.255	2:31.770	46.541	39.944	165.7	42:33.432
31	2	2:09.025	40.458	47.619	40.948	241.9	1:24:05.764	17	1	2:06.212	40.153	45.375	40.684	248.0	44:39.644
32	2	2:08.558	40.695	47.428	40.435	244.1	1:26:14.322	18	1	2:04.117	39.557	45.099	39.461	237.1	46:43.761
33	2	2:09.255	40.658	47.634	40.963	242.4	1:28:23.577	19	1	2:02.871	39.046	44.907	38.918	240.3	48:46.632
34	2	2:08.706	40.751	47.009	40.946	243.5	1:30:32.283	20	1	2:02.680	38.802	44.857	39.021	242.4	50:49.312
97 Aston Martin Racing <small>Aston Martin Vantage V8</small>															
1. Darren TURNER <small>LMGTE Pro</small>															
2. Stefan MÜCKE															
1	2	2:39.844 B	1:10.422	45.746	43.676	152.6	2:39.844	21	1	2:03.556	39.113	45.573	38.870	245.7	52:52.868
2	2	8:22.463	6:58.999	44.834	38.630	108.8	11:02.307	22	1	2:09.004 B	39.050	45.403	44.551	235.6	55:01.872
3	2	2:00.767	38.542	43.866	38.359	252.6	13:03.074	23	1	4:49.126	3:25.067	45.272	38.787	168.0	59:50.998
4	2	2:00.903	38.290	44.664	37.949	250.8	15:03.977	24	1	2:02.619	39.009	44.927	38.683	240.3	1:01:53.617
5	2	2:00.490	38.505	43.857	38.128	250.3	17:04.467	25	1	2:02.158	38.761	44.743	38.654	238.2	1:03:55.775
6	2	2:00.712	38.507	44.054	38.151	252.0	19:05.179	26	1	2:02.346	38.878	44.818	38.650	244.6	1:05:58.121
7	2	2:01.234	38.520	44.004	38.710	249.7	21:06.413	27	1	2:02.641	38.850	45.276	38.515	250.8	1:08:00.762
8	2	2:06.559 B	38.405	43.927	44.227	250.8	23:12.972	28	1	2:02.787	38.869	45.106	38.812	241.9	1:10:03.549
9	2	9:20.349 B	7:52.543	44.936	42.870	125.0	32:33.321	29	1	2:05.850	40.723	46.064	39.063	242.4	1:12:09.399
10	2	4:38.734	3:15.551	44.694	38.489	164.9	37:12.055	30	1	2:06.988 B	38.982	44.869	43.137	238.7	1:14:16.387
11	2	2:02.924	38.775	45.318	38.831	252.0	39:14.979	31	3	3:59.486	2:34.338	45.635	39.513	164.7	1:18:15.873
12	2	2:01.282	38.438	44.366	38.478	252.6	41:16.261	32	3	2:03.389	39.206	44.861	39.322	249.7	1:20:19.262
13	2	2:05.782 B	38.908	44.479	42.395	252.0	43:22.043	33	3	2:02.593	38.905	44.760	38.928	239.2	1:22:21.855
14	2	6:00.125	4:35.734	45.070	39.321	158.0	49:22.168	34	3	2:01.993	38.899	44.424	38.670	246.3	1:24:23.848
15	2	2:01.993	38.861	44.677	38.455	252.0	51:24.161	35	3	2:02.448	39.100	44.423	38.925	250.8	1:26:26.296
16	2	2:10.585 B	42.555	44.819	43.211	251.4	53:34.746	36	3	2:03.308	38.915	45.260	39.133	255.6	1:28:29.604
17	1	5:32.416	4:08.034	45.211	39.171	159.6	59:07.162	37	3	2:02.803	38.740	44.735	39.328	252.6	1:30:32.407
18	1	2:03.136	39.374	44.879	38.883	230.6	1:01:10.298								
19	1	2:03.449	39.067	44.939	39.443	231.0	1:03:13.747								
20	1	2:02.467	39.021	44.657	38.789	249.7	1:05:16.214								
21	1	2:02.138	38.854	44.583	38.701	248.0	1:07:18.352								
22	1	2:09.181 B	39.344	45.931	43.906	241.9	1:09:27.533								
23	1	3:52.524	2:30.443	44.335	37.746	166.5	1:13:20.057								
24	1	2:00.317	38.608	43.700	38.009	250.8	1:15:20.374								
25	1	2:02.146	38.429	45.370	38.347	248.0	1:17:22.520								
26	1	2:01.299	38.861	44.182	38.256	253.2	1:19:23.819								
27	1	2:05.118 B	38.385	44.148	42.585	239.2	1:21:28.937								
28	1	3:26.786	2:01.450	43.341	41.995	167.2	1:24:55.723								
29	1	1:59.565	38.019	43.519	38.027	248.5	1:26:55.288								
30	1	2:00.372	38.564	43.834	37.974	246.3	1:28:55.660								
31	1	1:59.985	38.073	43.847	38.065	248.5	1:30:55.645								
99 Aston Martin Racing <small>Aston Martin Vantage V8</small>															
1. Pedro LAMY <small>LMGTE Pro</small>															
2. Bruno SENNA															
1	2	2:45.849	1:17.877	48.209	39.763	145.8	2:45.849								
2	2	2:02.192	38.929	44.672	38.591	227.6	4:48.041								
3	2	2:00.630	38.606	43.873	38.151	239.7	6:48.671								
4	2	2:03.837	38.536	45.790	39.511	248.5	8:52.508								
5	2	2:00.834	38.415	43.975	38.444	246.3	10:53.342								
6	2	2:08.716 B	38.769	45.713	44.234	243.0	13:02.058								
7	2	4:35.783	3:10.123	45.521	40.139	164.9	17:37.841								
8	2	2:01.486	38.595	44.201	38.690	246.3	19:39.327								
9	2	2:01.115	38.544	44.358	38.213	248.5	21:40.442								
10	2	2:08.387 B	38.716	45.319	44.352	248.0	23:48.829								
11	2	6:27.364	5:03.687	45.058	38.619	164.9	30:16.193								
12	2	2:02.506	38.739	44.855	38.912	244.6	32:18.699								
13	2	2:03.972	38.890	45.524	39.558	245.7	34:22.671								
14	2	2:01.554	38.711	44.275	38.568	243.5	36:24.225								
15	2	2:10.952 B	39.347	45.729	45.876	243.0	38:35.177								