FIA WORLD ENDURANCE CHAMPIONSHIP

6 HOURS OF CIRCUIT OF THE AMERICAS

TUDOR

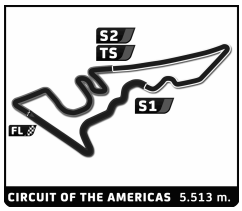

FIA WEC

6 Hours of Circuit of The Americas

Free Practice 1

Sector Analysis

Personal Best | Session Best | B Crossing the finish line in pit lane

1 — Audi Sport Team Joest — Audi R18 e-tron quattro — LMP1

1.André LOTTERER, 2.Benoit TRÉLUYER, 3.Marcel FÄSSLER

Lap	D	Time	Sector 1	Sector 2	Sector 3	T. Spd	Elapsed
1	3	15:57.460	...	53.527	56.633	205.7	15:57.460
2	3	2:13.711	28.663	49.721	55.327	239.5	18:11.171
3	3	2:08.966	27.407	48.690	52.869	265.4	20:20.137
4	3	2:08.136	26.987	48.482	52.667	273.4	22:28.273
5	3	2:07.097	26.855	48.149	52.093	275.5	24:35.370
6	3	2:06.201	26.492	47.851	51.858	273.4	26:41.571
7	3	2:06.618	26.490	48.756	51.372	276.9	28:48.189
8	3	2:04.812	26.123	47.431	51.258	273.4	30:53.001
9	3	2:08.937 B	26.816	48.684	53.437	273.4	33:01.938
10	1	3:41.609	1:59.767	49.026	52.816	222.2	36:43.547
11	1	2:06.742	26.660	48.305	51.777	247.7	38:50.289
12	1	2:04.972	26.103	47.888	50.981	268.0	40:55.261
13	1	2:05.302	25.856	47.695	51.751	263.4	43:00.563
14	1	2:04.822	25.779	47.783	51.260	270.7	45:05.385
15	1	2:05.282	25.794	47.867	51.621	269.3	47:10.667
16	1	2:11.431	26.854	48.652	55.925	251.7	49:22.098
17	1	2:19.643 B	28.679	52.006	58.958	210.1	51:41.741
18	2	9:01.235	7:15.828	51.210	54.197	194.2	1:00:42.976
19	2	2:12.069	28.151	49.853	54.065	256.5	1:02:55.045
20	2	2:07.963	27.132	48.656	52.175	268.0	1:05:03.008
21	2	2:07.539	27.365	48.670	51.504	272.0	1:07:10.547
22	2	2:09.118	27.231	48.036	53.851	269.3	1:09:19.665
23	2	2:11.403	27.844	49.885	53.674	272.0	1:11:31.068
24	2	2:07.678	26.654	48.334	52.690	276.9	1:13:38.746
25	2	2:07.275	26.676	48.182	52.417	274.1	1:15:46.021
26	2	2:06.258	26.441	48.179	51.638	276.9	1:17:52.279
27	2	2:12.059	32.741	48.260	51.058	276.2	1:20:04.338
28	2	2:04.842	26.068	47.891	50.883	272.0	1:22:09.180
29	2	2:05.719	26.090	48.307	51.322	276.2	1:24:14.899
30	2	2:06.095	26.055	48.032	52.008	276.2	1:26:20.994
31	2	2:04.456	25.703	48.083	50.670	275.5	1:28:25.450
32	2	2:04.984	26.110	47.911	50.963	276.9	1:30:30.434

2 — Audi Sport Team Joest — Audi R18 e-tron quattro — LMP1

1.Tom KRISTENSEN, 2.Loïc DUVAL, 3.Allan McNISH

Lap	D	Time	Sector 1	Sector 2	Sector 3	T. Spd	Elapsed
1	2	3:18.873	1:23.695	55.516	59.662	177.0	3:18.873
2	2	2:16.803	29.330	50.892	56.581	232.8	5:35.676
3	2	2:15.349	28.918	50.325	56.106	234.8	7:51.025
4	2	2:13.931	28.196	50.041	55.694	268.0	10:04.956
5	2	2:10.348	27.661	49.383	53.304	268.7	12:15.304
6	2	2:18.434 B	28.337	50.444	59.653	208.5	14:33.738
7	3	7:03.609	5:15.500	52.951	55.158	191.8	21:37.347
8	3	2:10.009	27.395	48.564	54.050	239.5	23:47.356
9	3	2:08.799	27.373	49.495	51.931	263.4	25:56.155
10	3	2:08.325	26.946	49.082	52.297	241.1	28:04.480
11	3	2:05.937	26.377	47.851	51.709	255.3	30:10.417
12	3	2:11.568 B	27.154	48.198	56.216	266.0	32:21.985
13	3	5:19.789	3:39.491	49.516	50.782	273.4	37:41.774
14	3	2:04.982	26.192	47.688	51.102	273.4	39:46.756
15	3	2:07.502	27.382	48.787	51.333	258.4	41:54.258
16	3	2:04.482	25.836	47.603	51.043	278.4	43:58.740
17	3	2:06.559	26.302	48.308	51.949	274.8	46:05.299
18	3	2:13.855 B	27.171	48.602	58.082	255.9	48:19.154
19	1	5:09.635	3:15.044	55.464	59.127	195.3	53:28.789
20	1	2:15.081	29.082	51.269	54.730	251.2	55:43.870
21	1	2:13.460	28.462	50.604	54.394	234.3	57:57.330
22	1	2:09.275	27.607	49.247	52.421	274.8	1:00:06.605
23	1	2:08.266	27.241	48.904	52.121	272.0	1:02:14.871
24	1	2:08.409	27.398	48.844	52.167	261.5	1:04:23.280
25	1	2:07.271	26.991	48.238	52.042	268.0	1:06:30.551
26	1	2:10.548	27.194	50.162	53.192	251.2	1:08:41.099
27	1	2:06.775	26.820	48.390	51.565	275.5	1:10:47.874
28	1	2:06.065	26.606	48.022	51.437	274.1	1:12:53.939
29	1	2:06.312	26.392	47.772	52.148	271.4	1:15:00.251
30	1	2:05.217	26.177	47.956	51.084	272.0	1:17:05.468
31	1	2:05.908	26.273	48.107	51.528	274.1	1:19:11.376
32	1	2:13.175 B	27.430	48.739	57.006	262.8	1:21:24.551
33	2	3:42.470	2:01.312	50.046	51.112	250.6	1:25:07.021
34	2	2:05.288	26.258	47.496	51.534	272.0	1:27:12.309
35	2	2:13.024	31.851	50.557	50.616	269.3	1:29:25.333
36	2	2:03.749	25.575	47.488	50.686	278.4	1:31:29.082

8 — Toyota Racing — Toyota TS030 - Hybrid — LMP1

1.Anthony DAVIDSON, 2.Sébastien BUEMI, 3.Stéphane SARRAZIN

Lap	D	Time	Sector 1	Sector 2	Sector 3	T. Spd	Elapsed
1	3	2:25.219	34.686	54.026	56.507	200.0	2:25.219
2	3	2:16.611	28.928	52.447	55.236	222.2	4:41.830
3	3	2:13.875	28.261	50.937	54.677	240.5	6:55.705
4	3	2:13.518	27.870	50.455	55.193	255.9	9:09.223
5	3	2:12.555	27.607	50.043	54.905	268.7	11:21.778
6	3	2:17.907 B	28.239	51.968	57.700	256.5	13:39.685
7	1	4:22.954	2:33.545	53.755	55.654	211.4	18:02.639
8	1	2:13.880	27.476	51.108	55.296	268.7	20:16.519
9	1	2:15.460	27.121	49.885	58.454	257.1	22:31.979
10	1	2:10.438	26.863	49.603	53.972	252.3	24:42.417
11	1	2:09.120	26.832	49.025	53.263	259.0	26:51.537
12	1	2:10.759 B	26.793	48.932	55.034	269.3	29:02.296
13	2	4:02.747	2:16.782	52.099	53.866	224.1	33:05.043
14	2	2:09.104	27.112	48.995	52.997	237.4	35:14.147
15	2	2:10.446 B	26.386	49.056	55.004	259.6	37:24.593
16	2	3:21.271	1:38.117	49.919	53.235	265.4	40:45.864
17	2	2:08.063	26.209	49.108	52.746	267.3	42:53.927
18	2	2:09.290	27.194	49.312	52.784	272.0	45:03.217
19	2	2:06.466	26.148	48.473	51.845	271.4	47:09.683
20	2	2:10.897 B	26.699	48.428	55.770	271.4	49:20.580
21	3	5:29.909	3:43.284	50.819	55.806	232.3	54:50.489
22	3	2:13.904	27.891	49.950	56.063	251.7	57:04.393
23	3	2:11.169	27.466	50.212	53.491	256.5	59:15.562
24	3	2:10.790	27.308	49.258	54.224	264.1	1:01:26.352
25	3	2:09.474	27.177	49.343	52.954	267.3	1:03:35.826
26	3	2:11.162 B	27.197	49.279	54.686	270.7	1:05:46.988
27	1	5:40.781	3:58.005	49.229	53.547	259.6	1:11:27.769
28	1	2:07.288	26.776	48.496	52.016	270.0	1:13:35.057
29	1	2:08.224	26.541	49.641	52.042	270.0	1:15:43.281
30	1	2:07.067	26.900	48.311	51.856	270.7	1:17:50.348
31	1	2:06.584	26.485	48.322	51.777	270.7	1:19:56.932
32	1	2:08.460 B	26.402	48.297	53.761	271.4	1:22:05.392
33	3	3:17.221	1:35.448	49.021	52.752	264.7	1:25:22.613
34	3	2:07.361	26.793	48.776	51.792	262.8	1:27:29.974
35	3	2:07.495	26.453	48.903	52.139	269.3	1:29:37.469
36	3	2:07.153	26.454	48.569	52.130	270.0	1:31:44.622

FIA WORLD ENDURANCE CHAMPIONSHIP

6 HOURS OF CIRCUIT OF THE AMERICAS

TUDOR

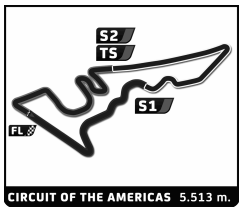

FIA WEC

6 Hours of Circuit of The Americas

Free Practice 1

Sector Analysis

Personal Best | Session Best | B Crossing the finish line in pit lane

12 — Rebellion Racing — Lola B12/60 Coupé - Toyota — LMP1

1.Nicolas PROST, 2.Nick HEIDFELD, 3.Mathias BECHE

Lap	D	Time	Sector 1	Sector 2	Sector 3	T. Spd	Elapsed
1	2	21:47.493	...	56.472	1:03.814	219.1	21:47.493
2	2	2:10.495	27.386	49.014	54.095	259.0	23:57.988
3	2	2:08.944	27.185	48.649	53.110	271.4	26:06.932
4	2	2:07.733	26.735	48.307	52.691	272.0	28:14.665
5	2	2:15.482	28.658	53.189	53.635	260.2	30:30.147
6	2	2:11.415 B	26.670	48.179	56.566	272.7	32:41.562
7	2	8:00.715	6:19.568	48.833	52.314	266.7	40:42.277
8	2	2:11.296	26.817	49.316	55.163	270.0	42:53.573
9	2	2:11.195 B	26.542	48.286	56.367	272.7	45:04.768
10	3	4:52.320	3:02.044	53.076	57.200	200.4	49:57.088
11	3	2:16.926	29.370	52.088	55.468	226.9	52:14.014
12	3	2:23.730 B	29.337	54.545	59.848	213.9	54:37.744
13	3	10:28.347	8:37.351	53.350	57.646	218.6	1:05:06.091
14	3	2:12.315	28.130	50.191	53.994	246.0	1:07:18.406
15	3	2:10.748	27.700	49.741	53.307	257.1	1:09:29.154
16	3	2:10.233	27.525	49.587	53.121	271.4	1:11:39.387
17	3	2:10.568	27.821	49.660	53.087	268.0	1:13:49.955
18	3	2:13.558 B	27.403	49.568	56.587	272.7	1:16:03.513
19	1	4:08.992	2:21.883	51.581	55.528	220.4	1:20:12.505
20	1	2:12.351	28.110	50.664	53.577	238.9	1:22:24.856
21	1	2:10.707	27.622	49.999	53.086	248.3	1:24:35.563
22	1	2:10.578	27.557	49.773	53.248	256.5	1:26:46.141
23	1	2:12.847	27.220	51.674	53.953	250.0	1:28:58.988
24	1	2:11.779	27.246	50.550	53.983	268.0	1:31:10.767

24 — OAK Racing — Morgan - Nissan — LMP2

1.Olivier PLA, 2.David HEINEMEIER HANSSON, 3.Alex BRUNDLE

Lap	D	Time	Sector 1	Sector 2	Sector 3	T. Spd	Elapsed
1	1	35:13.492 B	...	54.001	58.741	213.0	35:13.492

31 — Lotus — Lotus T128 — LMP2

1.Kevin WEEDA, 2.Vitantonio LIUZZI, 3.James ROSSITER

Lap	D	Time	Sector 1	Sector 2	Sector 3	T. Spd	Elapsed
1	2	5:09.109 B	2:49.298	1:07.684	1:12.127	167.7	5:09.109
2	2	15:19.749	...	1:00.859	1:00.777	185.9	20:28.858
3	2	2:22.052	30.388	55.182	56.482	235.3	22:50.910
4	2	2:20.299	29.408	53.424	57.467	253.5	25:11.209
5	2	2:19.215	29.689	52.782	56.744	258.4	27:30.424
6	2	2:17.265	28.867	52.481	55.917	245.5	29:47.689
7	2	2:17.058	28.649	52.147	56.262	253.5	32:04.747
8	2	2:17.333	28.731	52.495	56.107	255.9	34:22.080
9	2	2:16.794	28.543	52.921	55.330	252.3	36:38.874
10	2	2:16.403	28.208	52.685	55.510	252.3	38:55.277
11	2	17:18.787 B	31.282	1:11.776	...	125.0	56:14.064

32 — Lotus — Lotus T128 — LMP2

1.Thomas HOLZER, 2.Dominik KRAIHAMER, 3.Jan CHAROUZ

Lap	D	Time	Sector 1	Sector 2	Sector 3	T. Spd	Elapsed
1	2	3:27.208	1:27.235	59.880	1:00.093	184.6	3:27.208
2	2	2:21.882	30.628	53.973	57.281	244.3	5:49.090
3	2	2:20.813	29.672	52.953	58.188	252.3	8:09.903
4	2	2:21.840	28.963	52.828	1:00.049	252.3	10:31.743
5	2	2:18.372	29.229	52.965	56.178	210.9	12:50.115
6	2	2:17.477	29.089	52.259	56.129	242.2	15:07.592
7	2	2:27.944 B	30.327	53.387	1:04.230	226.4	17:35.536
8	1	14:32.380	...	1:02.317	58.305	194.9	32:07.916
9	1	2:18.223	29.494	52.943	55.786	239.5	34:26.139
10	1	2:17.762	28.960	52.218	56.584	253.5	36:43.901
11	1	2:16.277	28.889	51.996	55.392	243.8	39:00.178
12	1	2:15.988	28.879	52.062	55.047	254.7	41:16.166
13	1	2:16.299	28.298	52.486	55.515	253.5	43:32.465
14	1	2:21.636 B	30.829	52.154	58.653	251.2	45:54.101
15	1	6:53.971	4:59.113	55.643	59.215	227.8	52:48.072
16	1	2:20.983	29.665	54.495	56.823	246.0	55:09.055
17	1	2:19.408	29.308	53.650	56.450	254.1	57:28.463
18	1	2:24.704 B	29.801	53.665	1:01.238	242.7	59:53.167

35 — OAK Racing — Morgan - Nissan — LMP2

1.Bertrand BAGUETTE, 2.Ricardo GONZALEZ, 3.Martin PLOWMAN

Lap	D	Time	Sector 1	Sector 2	Sector 3	T. Spd	Elapsed
1	3	30:19.990 B	...	55.037	1:01.885	177.0	30:19.990

45 — OAK Racing — Morgan - Nissan — LMP2

1.Jacques NICOLET, 2.Jean-Marc MERLIN, 3.Erik MARIS

Lap	D	Time	Sector 1	Sector 2	Sector 3	T. Spd	Elapsed
1	1	10:59.043	8:49.470	1:03.358	1:06.215	140.6	10:59.043
2	1	2:34.699 B	32.068	56.251	1:06.380	197.1	13:33.742

49 — Pecom Racing — Oreca 03 - Nissan — LMP2

1.Luis PEREZ COMPANC, 2.Nicolas MINASSIAN, 3.Pierre KAFFER

Lap	D	Time	Sector 1	Sector 2	Sector 3	T. Spd	Elapsed
1	3	17:28.601 B	...	54.606	1:03.308	211.4	17:28.601
2	3	5:28.631	3:42.924	51.331	54.376	247.1	22:57.232
3	3	2:13.522	28.332	50.589	54.601	251.2	25:10.754
4	3	2:12.545	28.341	50.658	53.546	251.2	27:23.299
5	3	2:12.597	28.050	50.863	53.684	243.2	29:35.896
6	3	2:12.072	27.848	50.883	53.341	253.5	31:47.968
7	3	2:13.872 B	27.620	50.354	55.898	252.9	34:01.840
8	1	4:50.556	2:58.161	54.935	57.460	194.2	38:52.396
9	1	2:16.642	29.555	52.089	54.998	201.1	41:09.038
10	1	2:15.060	28.397	51.696	54.967	226.9	43:24.098
11	1	2:13.438	28.088	51.303	54.047	251.7	45:37.536
12	1	2:13.783	28.091	50.961	54.731	253.5	47:51.319
13	1	2:25.400 B	29.884	52.329	1:03.187	220.4	50:16.719
14	2	4:34.630	2:36.218	58.920	59.492	167.4	54:51.349
15	2	2:20.251	29.632	53.827	56.792	209.7	57:11.600
16	2	2:21.233	30.868	55.048	55.317	239.5	59:32.833
17	2	2:25.079 B	32.622	52.811	59.646	242.7	1:01:57.912
18	2	5:05.499	3:19.396	52.229	53.874	250.6	1:07:03.411
19	2	2:14.802	29.115	51.936	53.751	256.5	1:09:18.213
20	2	2:14.315	28.701	51.094	54.520	245.5	1:11:32.528
21	2	2:16.446 B	28.254	50.699	57.493	256.5	1:13:48.974

51 — AF Corse — Ferrari F458 Italia — LMGTE Pro

1.Gianmaria BRUNI, 2.Giancarlo FISICHELLA

Lap	D	Time	Sector 1	Sector 2	Sector 3	T. Spd	Elapsed
1	1	32:38.658	...	54.958	57.518	203.8	32:38.658
2	1	2:30.808 B	30.060	54.166	1:06.582	230.3	35:09.466
3	1	14:28.402	...	55.665	1:00.866	208.9	49:37.868
4	1	2:30.890	33.703	56.359	1:00.828	226.4	52:08.758
5	1	2:29.251	31.747	57.749	59.755	196.7	54:38.009
6	1	2:27.989	31.612	56.670	59.707	223.1	57:05.998
7	1	2:26.198	31.057	55.883	59.258	236.3	59:32.196
8	1	2:31.669	34.523	58.010	59.136	237.4	1:02:03.865
9	1	2:25.091	30.956	55.416	58.719	229.8	1:04:28.956
10	1	2:23.848	30.724	55.117	58.007	241.1	1:06:52.804

FIA WORLD ENDURANCE CHAMPIONSHIP

6 HOURS OF CIRCUIT OF THE AMERICAS

TUDOR

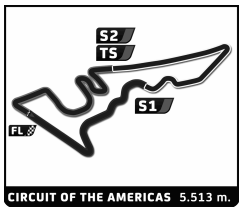

FIA WEC
6 Hours of Circuit of The Americas
Free Practice 1

Sector Analysis

Personal Best | Session Best | B Crossing the finish line in pit lane

Lap	D	Time	Sector 1	Sector 2	Sector 3	T. Spd	Elapsed
11	1	2:26.834 B	30.669	54.735	1:01.430	242.7	1:09:19.638
12	2	5:03.540	3:06.765	57.287	59.488	210.1	1:14:23.178
13	2	2:24.586	31.269	55.487	57.830	228.8	1:16:47.764
14	2	2:23.536	30.872	54.933	57.731	246.0	1:19:11.300
15	2	2:23.469	30.725	54.984	57.760	245.5	1:21:34.769
16	2	2:23.354	30.503	54.769	58.082	238.4	1:23:58.123
17	2	2:24.284	30.530	55.367	58.387	233.3	1:26:22.407
18	2	2:31.213	30.791	55.371	1:05.051	208.1	1:28:53.620
19	2	2:22.606	30.183	54.797	57.626	239.5	1:31:16.226

57 Krohn Racing — Ferrari F458 Italia, LMGTE Am
1.Tracy KROHN 2.Niclas JÖNSSON 3.Maurizio MEDIANI

Lap	D	Time	Sector 1	Sector 2	Sector 3	T. Spd	Elapsed
1	1	1:26:34.015	...	1:04.463	1:02.589	183.7	1:26:34.015
2	1	2:35.306	34.164	1:00.271	1:00.871	201.9	1:29:09.321
3	1	2:30.290	31.967	58.089	1:00.234	213.0	1:31:39.611

61 AF Corse — Ferrari F458 Italia, LMGTE Am
1.Jack GERBER 2.Matt GRIFFIN 3.Marco CIOCI

Lap	D	Time	Sector 1	Sector 2	Sector 3	T. Spd	Elapsed
1	3	21:49.433	...	1:01.534	1:02.752	128.3	21:49.433
2	3	2:23.006	31.595	54.579	56.832	225.5	24:12.439
3	3	2:22.065	30.405	54.262	57.398	225.0	26:34.504
4	3	2:21.703	30.279	54.283	57.141	225.9	28:56.207
5	3	2:22.231	30.548	54.644	57.039	240.0	31:18.438
6	3	2:24.790 B	30.251	54.154	1:00.385	229.8	33:43.228
7	2	4:32.325	2:38.808	55.505	58.012	192.5	38:15.553
8	2	2:22.759	30.318	55.199	57.242	219.5	40:38.312
9	2	2:23.018	30.073	55.009	57.936	227.4	43:01.330
10	2	2:26.846 B	29.950	55.614	1:01.282	227.4	45:28.176
11	2	5:09.155	3:18.340	53.804	57.011	228.8	50:37.331
12	2	2:35.087 B	32.785	57.254	1:05.048	181.5	53:12.418
13	1	27:18.429	...	59.494	1:02.455	161.2	1:20:30.847
14	1	2:28.498	32.414	56.571	59.513	202.6	1:22:59.345
15	1	2:27.855	31.608	56.336	59.911	240.0	1:25:27.200
16	1	2:25.816	31.106	56.071	58.639	243.2	1:27:53.016
17	1	2:25.741	30.816	56.147	58.778	243.2	1:30:18.757

71 AF Corse — Ferrari F458 Italia, LMGTE Pro
1.Kamui KOBAYASHI 2.Toni VILANDER

Lap	D	Time	Sector 1	Sector 2	Sector 3	T. Spd	Elapsed
1	1	16:34.956	...	54.978	58.044	218.2	16:34.956
2	1	2:23.661	30.755	54.516	58.390	235.8	18:58.617
3	1	2:22.977	30.622	54.703	57.652	237.4	21:21.594
4	1	2:22.157	30.388	54.530	57.239	244.3	23:43.751
5	1	2:26.380 B	30.375	54.694	1:01.311	244.3	26:10.131
6	2	6:23.864	4:26.636	59.204	58.024	193.9	32:33.995
7	2	2:23.193	30.349	55.402	57.442	225.9	34:57.188
8	2	2:22.984	30.521	55.044	57.419	237.4	37:20.172
9	2	2:29.261 B	31.921	56.312	1:01.028	237.4	39:49.433

76 IMSA Performance Matmut — Porsche 911 GT3 RSR, LMGTE Am
1.Raymond NARAC 2.Jean-Karl VERNAY

Lap	D	Time	Sector 1	Sector 2	Sector 3	T. Spd	Elapsed
1	2	11:59.832	...	57.142	58.553	196.0	11:59.832
2	2	2:22.569	30.547	54.331	57.691	219.1	14:22.401
3	2	2:29.217 B	30.448	54.505	1:04.264	243.2	16:51.618
4	1	6:35.895	4:35.772	56.553	1:03.570	211.8	23:27.513
5	1	2:22.828	30.332	54.033	58.463	242.7	25:50.341
6	1	2:22.252	30.121	54.178	57.953	237.4	28:12.593
7	1	2:21.098	30.032	54.085	56.981	219.5	30:33.691
8	1	2:20.503	29.801	53.919	56.783	226.9	32:54.194
9	1	2:31.022 B	31.260	55.243	1:04.519	188.8	35:25.216

91 Porsche AG Team Manthey — Porsche 911 RSR, LMGTE Pro
1.Jörg BERGMEISTER 2.Patrick PILET

Lap	D	Time	Sector 1	Sector 2	Sector 3	T. Spd	Elapsed
1	1	2:54.575	54.546	58.310	1:01.719	183.4	2:54.575
2	1	2:25.823	31.807	55.353	58.663	219.5	5:20.398
3	1	2:24.345	30.720	54.698	58.927	220.4	7:44.743
4	1	2:23.337	30.578	55.056	57.703	213.4	10:08.080
5	1	2:22.475	30.745	54.947	56.783	225.9	12:30.555
6	1	2:25.662 B	30.226	53.853	1:01.583	233.8	14:56.217
7	2	5:41.710	3:48.900	54.675	58.135	214.7	20:37.927
8	2	2:23.043	30.350	54.517	58.176	231.8	23:00.970
9	2	2:20.831	29.863	53.773	57.195	242.2	25:21.801
10	2	2:19.666	29.794	53.379	56.493	246.6	27:41.467
11	2	2:21.266 B	30.539	53.330	57.397	246.6	30:02.733

92 Porsche AG Team Manthey — Porsche 911 RSR, LMGTE Pro
1.Marc LIEB 2.Richard LIETZ

Lap	D	Time	Sector 1	Sector 2	Sector 3	T. Spd	Elapsed
1	1	2:49.713	51.528	58.770	59.415	193.5	2:49.713
2	1	2:26.443	31.705	55.936	58.802	216.4	5:16.156
3	1	2:24.991	30.873	55.833	58.285	224.1	7:41.147
4	1	2:24.197	30.617	55.525	58.055	228.3	10:05.344
5	1	2:26.962	30.760	58.103	58.099	219.1	12:32.306
6	1	6:15.051 B	30.417	55.261	4:49.373	238.4	18:47.357
7	1	6:07.757	4:14.919	55.782	57.056	235.8	24:55.114
8	1	2:19.325	29.438	53.718	56.169	232.8	27:14.439
9	1	2:19.078	29.439	53.446	56.193	227.8	29:33.517
10	1	2:19.155	29.337	54.021	55.797	247.1	31:52.672
11	1	2:21.798 B	29.335	53.703	58.760	226.9	34:14.470
12	2	7:22.663	5:30.392	54.850	57.421	204.9	41:37.133
13	2	2:17.678	29.240	53.069	55.369	242.2	43:54.811
14	2	2:21.745 B	29.076	53.430	59.239	246.0	46:16.556
15	2	6:21.768	4:27.765	56.101	57.902	205.7	52:38.324
16	2	2:22.473	30.730	54.630	57.113	234.3	55:00.797
17	2	2:21.664	30.746	54.641	56.277	242.2	57:22.461
18	2	2:22.950 B	30.841	53.844	58.265	244.3	59:45.411
19	2	5:46.951	3:56.848	53.792	56.311	240.0	1:05:32.362
20	2	2:19.044	30.077	53.237	55.730	247.7	1:07:51.406
21	2	2:20.903 B	29.670	52.990	58.243	247.7	1:10:12.309
22	2	8:18.563	6:27.745	54.028	56.790	228.8	1:18:30.872
23	2	2:17.164	29.316	52.782	55.066	247.1	1:20:48.036
24	2	2:19.470 B	29.365	53.038	57.067	247.7	1:23:07.506

95 Aston Martin Racing — Aston Martin Vantage V8, LMGTE Am
1.Christoffer NYGAARD 2.Kristian POULSEN 3.Nicki THIIM

Lap	D	Time	Sector 1	Sector 2	Sector 3	T. Spd	Elapsed
1	3	46:05.969	...	58.997	58.636	187.2	46:05.969
2	3	2:21.236	30.008	54.153	57.075	206.1	48:27.205
3	3	2:27.470 B	31.527	54.465	1:01.478	221.3	50:54.675
4	3	5:03.429	2:58.489	1:02.810	1:02.130	169.5	55:58.104
5	3	2:20.434	30.557	53.699	56.178	220.4	58:18.538
6	3	2:19.949	29.967	53.146	56.836	243.2	1:00:38.487
7	3	2:18.872	29.719	53.238	55.915	221.8	1:02:57.359
8	3	2:18.022	29.444	53.101	55.477	242.2	1:05:15.381
9	3	2:25.735 B	30.089	54.959	1:00.687	191.8	1:07:41.116

FIA WORLD ENDURANCE CHAMPIONSHIP

6 HOURS OF CIRCUIT OF THE AMERICAS

TUDOR

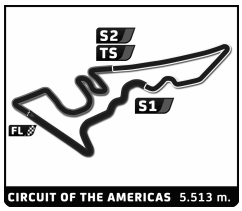

FIA WEC

6 Hours of Circuit of The Americas

Free Practice 1

Sector Analysis

Personal Best | Session Best | **B** Crossing the finish line in pit lane

Lap	D	Time	Sector 1	Sector 2	Sector 3	T. Spd	Elapsed
10	1	5:00.306	3:04.843	56.132	59.331	172.8	1:12:41.422
11	1	2:23.117	30.858	54.212	58.047	194.2	1:15:04.539
12	1	2:20.277	30.451	53.654	56.172	206.1	1:17:24.816
13	1	2:18.937	29.712	53.374	55.851	216.9	1:19:43.753
14	1	2:19.263	29.999	53.518	55.746	229.3	1:22:03.016
15	1	2:18.741	29.588	53.400	55.753	224.1	1:24:21.757
16	1	2:18.644	29.496	53.304	55.844	225.9	1:26:40.401
17	1	2:21.657	29.655	55.910	56.092	231.8	1:29:02.058
18	1	2:19.118	29.287	53.715	56.116	226.4	1:31:21.176

96 Aston Martin Racing — Aston Martin Vantage V8 — LMGTE Am

1.Stuart HALL
2.Jamie CAMPBELL-WALTER

Lap	D	Time	Sector 1	Sector 2	Sector 3	T. Spd	Elapsed
1	1	54:28.039	...	1:05.041	1:01.482	174.8	54:28.039
2	1	2:27.897	32.055	57.903	57.939	206.5	56:55.936
3	1	2:24.401	31.384	55.960	57.057	215.1	59:20.337
4	1	2:22.142	30.965	54.818	56.359	240.0	1:01:42.479
5	1	2:21.112	30.313	54.316	56.483	232.8	1:04:03.591
6	1	2:20.479	30.277	53.985	56.217	240.0	1:06:24.070
7	1	2:21.746	30.378	54.541	56.827	237.4	1:08:45.816
8	1	2:23.682 B	30.242	54.405	59.035	235.8	1:11:09.498
9	1	5:39.191	3:47.560	54.850	56.781	236.3	1:16:48.689
10	1	2:27.881	30.552	55.435	1:01.894	204.2	1:19:16.570
11	1	2:21.496	30.067	54.551	56.878	241.6	1:21:38.066
12	1	2:21.962	30.137	54.567	57.258	236.8	1:24:00.028
13	1	2:26.636 B	30.228	56.440	59.968	232.8	1:26:26.664
14	1	4:24.776	2:33.619	54.217	56.940	241.1	1:30:51.440

97 Aston Martin Racing — Aston Martin Vantage V8 — LMGTE Pro

1.Stefan MÜCKE
2.Darren TURNER
3.Oliver GAVIN

Lap	D	Time	Sector 1	Sector 2	Sector 3	T. Spd	Elapsed
1	2	6:07.438	4:05.044	1:00.661	1:01.733	180.3	6:07.438
2	2	2:24.306	31.659	55.050	57.597	231.8	8:31.744
3	2	2:23.570	31.515	54.396	57.659	236.3	10:55.314
4	2	2:22.493	31.392	54.280	56.821	241.1	13:17.807
5	2	2:21.844	30.623	53.940	57.281	242.7	15:39.651
6	2	2:28.386 B	30.696	54.346	1:03.344	243.2	18:08.037
7	2	10:21.513	8:29.959	53.647	57.907	241.1	28:29.550
8	2	2:20.897	29.945	53.728	57.224	243.8	30:50.447
9	2	2:20.533	30.312	53.805	56.416	244.9	33:10.980
10	2	2:19.917	29.689	53.666	56.562	244.9	35:30.897
11	2	2:23.172 B	29.884	54.598	58.690	243.2	37:54.069
12	2	4:15.824	2:26.174	53.385	56.265	246.0	42:09.893
13	2	2:19.604	29.473	53.751	56.380	246.0	44:29.497
14	2	2:21.598 B	29.829	53.733	58.036	245.5	46:51.095
15	2	4:53.680	2:55.090	59.123	59.467	174.8	51:44.775
16	2	2:27.811	32.956	56.501	58.354	187.2	54:12.586
17	2	2:26.793	32.597	55.615	58.581	193.2	56:39.379
18	2	2:23.730	31.352	54.911	57.467	217.7	59:03.109
19	2	2:23.087	30.937	54.479	57.671	216.9	1:01:26.196
20	2	2:21.864	30.629	54.369	56.866	236.8	1:03:48.060
21	2	2:25.072 B	30.607	53.987	1:00.478	242.2	1:06:13.132
22	2	8:37.703	6:47.570	53.625	56.508	240.5	1:14:50.835
23	2	2:20.980	30.375	53.705	56.900	230.8	1:17:11.815
24	2	2:20.897	30.306	53.782	56.809	244.9	1:19:32.712
25	2	2:20.324	29.914	53.851	56.559	246.0	1:21:53.036
26	2	2:23.512 B	29.942	53.841	59.729	247.7	1:24:16.548
27	2	4:28.167	2:37.820	53.918	56.429	239.5	1:28:44.715
28	2	2:20.308	29.683	53.866	56.759	246.0	1:31:05.023

98 Aston Martin Racing — Aston Martin Vantage V8 — LMGTE Pro

1.Paul DALLA LANA
2.Pedro LAMY
3.Richie STANAWAY

Lap	D	Time	Sector 1	Sector 2	Sector 3	T. Spd	Elapsed
1	2	7:33.958 B	5:31.142	59.239	1:03.577	182.1	7:33.958
2	2	11:09.010	9:11.094	56.046	1:01.870	200.7	18:42.968
3	2	2:21.410	30.261	54.298	56.851	227.8	21:04.378
4	2	2:21.501	29.975	53.899	57.627	243.2	23:25.879
5	2	2:20.948	30.034	54.193	56.721	235.3	25:46.827
6	2	2:29.045 B	29.709	54.969	1:04.367	230.3	28:15.872
7	3	6:45.561	4:49.679	54.722	1:01.160	213.0	35:01.433
8	3	2:19.245	29.690	53.543	56.012	239.5	37:20.678
9	3	2:23.489	30.008	53.677	59.804	246.0	39:44.167
10	3	2:19.735	29.599	53.590	56.546	246.0	42:03.902
11	3	2:22.053 B	29.705	53.512	58.836	247.1	44:25.955
12	3	6:22.029	4:30.550	54.117	57.362	242.2	50:47.984
13	3	2:23.933	31.216	55.033	57.684	242.2	53:11.917
14	3	2:23.803	30.906	54.969	57.928	246.6	55:35.720
15	3	2:27.875 B	30.906	56.245	1:00.724	193.9	58:03.595
16	1	16:27.351	...	1:00.156	58.234	184.0	1:14:30.946
17	1	2:24.612	31.572	55.422	57.618	220.0	1:16:55.558
18	1	2:24.291	31.399	55.468	57.424	234.3	1:19:19.849
19	1	2:22.121	30.405	54.655	57.061	247.7	1:21:41.970
20	1	2:23.284	30.548	54.704	58.032	245.5	1:24:05.254
21	1	2:22.761	30.021	55.059	57.681	236.3	1:26:28.015
22	1	2:22.454	30.254	54.543	57.657	244.9	1:28:50.469
23	1	2:23.166	30.445	54.547	58.174	238.9	1:31:13.635

99 Aston Martin Racing — Aston Martin Vantage V8 — LMGTE Pro

1.Bruno SENNA
2.Frédéric MAKOWIECKI

Lap	D	Time	Sector 1	Sector 2	Sector 3	T. Spd	Elapsed
1	2	11:17.902	9:25.647	55.196	57.059	225.0	11:17.902
2	2	2:26.243	31.027	54.259	1:00.957	229.3	13:44.145
3	2	2:25.523 B	30.720	53.953	1:00.850	238.4	16:09.668
4	2	9:59.395 B					26:09.063
5	2	3:29.244	1:38.526	53.429	57.289	241.6	29:38.307
6	2	2:21.207	29.963	53.918	57.326	246.0	31:59.514
7	2	2:20.240	29.639	53.720	56.881	247.7	34:19.754
8	2	2:24.917 B	29.939	55.838	59.140	245.5	36:44.671
9	2	6:15.527	4:05.983	1:03.515	1:06.029	176.5	43:00.198
10	2	2:18.335	29.226	53.367	55.742	246.6	45:18.533
11	2	2:19.413	29.645	53.713	56.055	246.0	47:37.946
12	2	2:24.169 B	29.749	54.345	1:00.075	229.3	50:02.115
13	1	9:16.551	7:22.988	55.133	58.430	232.8	59:18.666
14	1	2:22.020	30.571	54.302	57.147	240.5	1:01:40.686
15	1	2:21.735	30.465	54.098	57.172	243.2	1:04:02.421
16	1	2:20.568	30.257	53.881	56.430	246.0	1:06:22.989
17	1	2:24.323	32.630	54.571	57.122	240.5	1:08:47.312
18	1	2:21.811	30.383	53.961	57.467	244.3	1:11:09.123
19	1	2:20.465	29.906	53.607	56.952	244.3	1:13:29.588
20	1	2:22.443 B	30.156	54.219	58.068	235.3	1:15:52.031
21	2	5:29.769 B	3:38.086	53.380	58.303	242.7	1:21:21.800
22	1	4:34.212 B	2:43.030	53.378	57.804	238.4	1:25:56.012
23	2	4:39.050 B	2:48.163	53.091	57.796	245.5	1:30:35.062