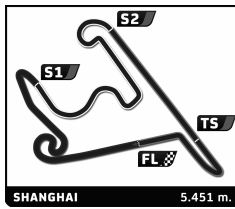


FIA WEC
6 Hours of Shanghai
 Qualifying Practice
 Sector Analysis

Personal Best Session Best B Crossing the finish line in pit lane

Lap	D	Time	Sector 1	Sector 2	Sector 3	T. Spd	Elapsed	Lap	D	Time	Sector 1	Sector 2	Sector 3	T. Spd	Elapsed
1 Audi Sport Team Joest Audi R18 e-tron quattro LMP1 1. André LOTTERER 3. Marcel FÄSSLER 2. Benoît TRÉLUYER								12 Rebellion Racing Lola B12/60 Coupé - Toyota LMP1 1. Andrea BELICCHI 3. Nicolas PROST 2. Mathias BECHE							
1	3	37:07.734	...	39.190	33.500	282.0	37:07.734	1	3	38:28.791	...	41.674	34.353	279.8	38:28.791
2	3	1:48.163	37.407	38.156	32.600	285.0	38:55.897	2	3	1:51.113	38.344	39.219	33.550	279.8	40:19.904
3	3	1:48.012	37.223	38.111	32.678	283.5	40:43.909	3	3	1:51.296	38.141	39.618	33.537	281.2	42:11.200
4	3	1:55.226 B	37.489	38.406	39.331	284.2	42:39.135	4	3	2:04.079 B	39.036	41.319	43.724	282.7	44:15.279
5	2	2:51.282	1:39.043	39.163	33.076	285.0	45:30.417	5	2	3:46.357	2:31.102	41.126	34.129	279.8	48:01.636
6	2	1:48.143	37.367	38.485	32.291	283.5	47:18.560	6	2	1:51.521	38.299	39.668	33.554	281.2	49:53.157
7	2	1:48.605	37.266	38.875	32.464	284.2	49:07.165	7	2	1:50.888	38.111	39.300	33.477	283.5	51:44.045
8	2	1:48.807	37.047	38.837	32.923	287.2	50:55.972	8	2	2:22.160 B	44.323	46.611	51.226	180.3	54:06.205
9	2	2:04.648 B	40.253	40.675	43.720	279.8	53:00.620								
10	2	4:18.871	3:07.129	38.928	32.814	282.0	57:19.491								
11	2	1:49.047	38.035	38.623	32.389	284.2	59:08.538								
12	2	1:48.091	37.159	38.639	32.293	286.5	1:00:56.629								
2 Audi Sport Team Joest Audi R18 e-tron quattro LMP1 1. Tom KRISTENSEN 3. Allan McNISH 2. Loïc DUVAL								24 OAK Racing Morgan - Nissan LMP2 1. Olivier PLA 3. Alex BRUNDLE 2. David HEINEMEIER HANSSON							
1	3	36:54.808	...	38.920	34.184	280.5	36:54.808	1	1	37:56.504	...	43.890	36.232	239.5	37:56.504
2	3	1:48.601	37.299	38.609	32.693	282.7	38:43.409	2	1	1:55.724	39.706	41.085	34.933	264.7	39:52.228
3	3	1:48.502	37.386	38.383	32.733	282.0	40:31.911	3	1	1:55.965	39.906	41.164	34.895	266.0	41:48.193
4	3	1:48.475	37.139	38.526	32.810	281.2	42:20.386	4	1	2:06.115 B	39.577	42.724	43.814	266.0	43:54.308
5	3	1:56.673 B	37.334	38.732	40.607	284.2	44:17.059	5	3	4:31.689	3:10.110	45.368	36.211	264.1	48:25.997
6	1	2:58.255	1:44.270	40.156	33.829	280.5	47:15.314	6	3	1:57.972	40.600	42.089	35.283	264.1	50:23.969
7	1	1:50.335	37.676	39.550	33.109	282.0	49:05.649	7	3	1:56.801	40.029	41.600	35.172	266.7	52:20.770
8	1	1:49.555	37.673	39.129	32.753	282.0	50:55.204	8	3	1:56.353	39.947	41.460	34.946	266.7	54:17.123
9	1	1:50.162	37.784	39.379	32.999	281.2	52:45.366	9	3	2:22.621 B	42.644	49.391	50.586	221.8	56:39.744
10	1	1:59.649 B	39.365	39.785	40.499	283.5	54:45.015								
7 Toyota Racing Toyota TS030 - Hybrid LMP1 1. Alexander WURZ 2. Nicolas LAPIERRE								25 Delta-ADR Oreca 03 - Nissan LMP2 1. Tor GRAVES 3. Craig DOLBY 2. Robbie KERR							
1	1	37:03.664	...	42.406	33.327	279.1	37:03.664	1	2	37:48.128	...	46.218	36.862	242.7	37:48.128
2	1	1:47.538	36.877	38.322	32.339	281.2	38:51.202	2	2	1:55.610	39.698	41.005	34.907	262.8	39:43.738
3	1	1:47.773	36.866	38.404	32.503	282.0	40:38.975	3	2	1:55.304	39.498	40.740	35.066	261.5	41:39.042
4	1	1:47.959	36.787	38.569	32.603	282.0	42:26.934	4	2	2:03.726 B	39.637	41.292	42.797	262.1	43:42.768
5	1	2:00.141 B	38.366	40.686	41.089	280.5	44:27.075	5	3	3:37.418	2:15.820	43.636	37.962	260.2	47:20.186
6	2	3:13.654	1:59.614	40.745	33.295	281.2	47:40.729	6	3	1:57.564	40.458	41.649	35.457	260.2	49:17.750
7	2	1:48.384	37.118	38.523	32.743	280.5	49:29.113	7	3	1:57.051	39.966	41.673	35.412	260.9	51:14.801
8	2	1:48.359	36.981	38.637	32.741	282.0	51:17.472	8	3	1:57.172	40.319	41.514	35.339	261.5	53:11.973
9	2	1:49.809	36.892	39.163	33.754	282.7	53:07.281	9	3	2:07.118	40.653	45.461	41.004	244.9	55:19.091
10	2	2:12.099 B	41.109	41.736	49.254	251.2	55:19.380	10	3	2:05.037 B	40.543	41.738	42.756	260.9	57:24.128
8 Toyota Racing Toyota TS030 - Hybrid LMP1 1. Anthony DAVIDSON 3. Stéphane SARRAZIN 2. Sébastien BUEMI								26 G-Drive Racing Oreca 03 - Nissan LMP2 1. Roman RUSINOV 3. Mike CONWAY 2. John MARTIN							
1	3	37:19.053	...	42.626	33.613	276.2	37:19.053	1	2	39:19.664	...	42.294	35.743	260.9	39:19.664
2	3	1:48.655	37.560	38.366	32.729	279.8	39:07.708	2	2	1:55.202	39.576	40.553	35.073	260.2	41:14.866
3	3	1:48.297	36.868	38.539	32.890	277.6	40:56.005	3	2	1:55.109	39.309	40.866	34.934	261.5	43:09.975
4	3	1:48.791	37.076	38.733	32.982	279.8	42:44.796	4	2	2:03.857 B	39.608	41.398	42.851	262.8	45:13.832
5	3	1:59.247 B	37.862	40.719	40.666	275.5	44:44.043	5	3	3:18.469	2:00.696	42.200	35.573	257.8	48:32.301
6	2	3:09.888	1:51.764	43.990	34.134	260.9	47:53.931	6	3	1:55.989	39.735	41.142	35.112	259.6	50:28.290
7	2	1:49.564	37.310	38.926	33.328	279.1	49:43.495	7	3	1:55.394	39.713	40.864	34.817	262.8	52:23.684
8	2	1:49.064	37.606	38.751	32.707	279.8	51:32.559	8	3	2:04.590 B	40.056	42.292	42.242	260.9	54:28.274
9	2	1:48.760	37.283	38.703	32.774	278.4	53:21.319								
10	2	2:02.714 B	37.218	42.672	42.824	247.1	55:24.033								
31 Lotus Lotus T128 LMP2 1. Kevin WEEDA 3. Christophe BOUCHUT 2. Vitantonio LIUZZI															
1	2	39:10.401	...	44.148	37.050	261.5	39:10.401	1	2	1:56.226	39.696	41.781	34.749	269.3	41:06.627
2	2	1:56.226	39.696	41.781	34.749	269.3	41:06.627	2	2	1:56.628	39.814	42.055	34.759	270.7	43:03.255
3	2	1:56.628	39.814	42.055	34.759	270.7	43:03.255	3	2	2:12.036 B	39.854	44.709	47.473	186.5	45:15.291
4	2	2:12.036 B	39.854	44.709	47.473	186.5	45:15.291	4	2	3:56.195	2:35.082	45.611	35.502	269.3	49:11.486
5	3	3:56.195	2:35.082	45.611	35.502	269.3	49:11.486	5	3	1:59.321	40.907	42.918	35.496	270.0	51:10.807
6	3	1:59.321	40.907	42.918	35.496	270.0	51:10.807								

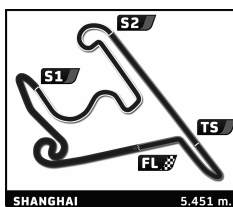


FIA WEC 6 Hours of Shanghai Qualifying Practice

Sector Analysis

■ Personal Best ■ Session Best B Crossing the finish line in pit lane

Lap	D	Time	Sector 1	Sector 2	Sector 3	T. Spd	Elapsed	Lap	D	Time	Sector 1	Sector 2	Sector 3	T. Spd	Elapsed
32 Lotus Lotus T128 LMP2															
1.Thomas HOLZER			3.Jan CHAROUZ									2.Dominik KRAIHAMER			
1	1	37:29.361	...	42.987	36.108	252.3	37:29.361	1	2	38:46.262	...	44.662	36.893	257.8	38:46.262
2	1	1:56.923	39.850	41.794	35.279	268.7	39:26.284	2	2	2:00.576	41.591	43.454	35.531	259.6	40:46.838
3	1	1:57.726	40.176	41.945	35.605	268.0	41:24.010	3	2	1:56.550	39.843	41.530	35.177	259.0	42:43.388
4	1	2:04.617 B	40.100	42.029	42.488	268.0	43:28.627	4	2	1:56.898	39.831	41.904	35.163	260.9	44:40.286
5	2	4:16.905	2:56.617	44.388	35.900	268.0	47:45.532	5	2	2:03.797 B	39.944	41.898	41.955	259.0	46:44.083
6	2	1:58.179	40.268	42.400	35.511	267.3	49:43.711	6	3	3:20.016	2:00.854	43.132	36.030	257.8	50:04.099
7	2	1:57.728	40.290	42.255	35.183	268.7	51:41.439	7	3	1:57.385	40.413	41.688	35.284	259.6	52:01.484
8	2	2:09.875 B	40.386	44.173	45.316	230.3	53:51.314	8	3	1:57.324	39.960	41.954	35.410	259.0	53:58.808
								9	3	1:57.115	39.973	41.828	35.314	259.6	55:55.923
								10	3	2:07.094 B	40.104	42.334	44.656	255.3	58:03.017
35 OAK Racing Morgan - Nissan LMP2															
1.Bertrand BAGUETTE			3.Martin PLOWMAN									2.Ricardo GONZALEZ			
1	1	37:53.573	...	43.348	35.840	257.1	37:53.573	1	2	2:41.495	1:14.215	48.163	39.117	248.3	2:41.495
2	1	1:55.487	39.645	40.897	34.945	264.1	39:49.060	2	2	2:08.792	44.150	46.707	37.935	254.1	4:50.287
3	1	1:55.818	39.557	41.241	35.020	266.0	41:44.878	3	2	2:07.458	43.545	46.347	37.566	255.3	6:57.745
4	1	2:10.591 B	40.499	47.427	42.665	266.0	43:55.469	4	2	2:06.608	43.277	46.102	37.229	256.5	9:04.353
5	3	4:20.390	2:59.814	44.716	35.860	263.4	48:15.859	5	2	2:22.062 B	44.253	49.250	48.559	246.0	13:33.109
6	3	1:57.451	40.219	41.928	35.304	264.1	50:13.310	6	2	2:22.062 B	44.253	49.250	48.559	246.0	13:33.109
7	3	1:57.093	40.099	41.768	35.226	266.0	52:10.403	7	1	3:36.071	2:07.136	49.486	39.449	253.5	17:09.180
8	3	1:56.574	39.893	41.470	35.211	266.7	54:06.977	8	1	2:09.047	43.768	47.424	37.855	255.9	19:18.227
9	3	2:20.946 B	42.423	48.888	49.635	230.8	56:27.923	9	1	2:08.890	43.849	47.018	38.023	254.7	21:27.117
								10	1	2:08.485	43.669	46.851	37.965	255.3	23:35.602
								11	1	2:30.792 B	45.035	51.029	54.728	188.5	26:06.394
51 AF Corse Ferrari F458 Italia LMGTE Pro															
1.Gianmaria BRUNI			3.Maurizio MEDIANI									2.Giancarlo FISICHELLA			
1	1	5:29.936	4:05.415	47.074	37.447	257.8	5:29.936	1	1	5:29.936	4:05.415	47.074	37.447	257.8	5:29.936
2	1	2:04.154	42.102	45.313	36.739	259.6	7:34.090	2	1	2:04.154	42.102	45.313	36.739	259.6	7:34.090
3	1	2:04.394	42.569	45.072	36.753	259.0	9:38.484	3	1	2:04.394	42.569	45.072	36.753	259.0	9:38.484
4	1	2:13.135 B	42.538	45.405	45.192	259.6	11:51.619	4	1	2:13.135 B	42.538	45.405	45.192	259.6	11:51.619
5	2	3:40.169	2:14.777	47.455	37.937	256.5	15:31.788	5	2	3:40.169	2:14.777	47.455	37.937	256.5	15:31.788
6	2	2:06.323	43.034	46.040	37.249	259.6	17:38.111	6	2	2:06.323	43.034	46.040	37.249	259.6	17:38.111
7	2	2:06.226	42.734	46.349	37.143	260.2	19:44.337	7	2	2:06.226	42.734	46.349	37.143	260.2	19:44.337
8	2	2:06.117	43.004	46.070	37.043	259.6	21:50.454	8	2	2:06.117	43.004	46.070	37.043	259.6	21:50.454
9	2	2:06.307	42.797	46.157	37.353	260.2	23:56.761	9	2	2:06.307	42.797	46.157	37.353	260.2	23:56.761
10	2	2:22.218 B	44.959	48.210	49.049	222.2	26:18.979	10	2	2:22.218 B	44.959	48.210	49.049	222.2	26:18.979
57 Krohn Racing Ferrari F458 Italia LMGTE Am															
1.Tracy KROHN			3.Maurizio MEDIANI									2.Niclas JÖNSSON			
1	2	2:33.632	1:03.981	49.114	40.537	254.7	2:33.632	1	2	2:33.632	1:03.981	49.114	40.537	254.7	2:33.632
2	2	2:07.622	43.394	46.313	37.915	255.9	4:41.254	2	2	2:07.622	43.394	46.313	37.915	255.9	4:41.254
3	2	2:07.767	43.326	46.441	38.000	255.3	6:49.021	3	2	2:07.767	43.326	46.441	38.000	255.3	6:49.021
4	2	2:17.287 B	43.413	46.476	47.398	255.9	9:06.308	4	2	2:17.287 B	43.413	46.476	47.398	255.9	9:06.308
5	3	3:34.121	2:07.202	48.915	38.004	255.9	12:40.429	5	3	3:34.121	2:07.202	48.915	38.004	255.9	12:40.429
6	3	2:07.979	43.665	46.734	37.580	254.1	14:48.408	6	3	2:07.979	43.665	46.734	37.580	254.1	14:48.408
7	3	2:07.501	43.370	46.581	37.550	253.5	16:55.909	7	3	2:07.501	43.370	46.581	37.550	253.5	16:55.909
8	3	2:07.446	43.334	46.473	37.639	255.9	19:03.355	8	3	2:07.446	43.334	46.473	37.639	255.9	19:03.355
9	3	2:23.728 B	45.797	50.743	47.188	254.7	21:27.083	9	3	2:23.728 B	45.797	50.743	47.188	254.7	21:27.083
61 AF Corse Ferrari F458 Italia LMGTE Am															
1.Jack GERBER			3.Marco CIOCI									2.Matt GRIFFIN			
1	3	3:17.464	1:51.453	47.549	38.462	247.1	3:17.464	1	3	3:17.464	1:51.453	47.549	38.462	247.1	3:17.464

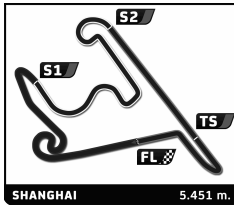


FIA WEC 6 Hours of Shanghai Qualifying Practice

Sector Analysis

Personal Best Session Best B Crossing the finish line in pit lane

Lap	D	Time	Sector 1	Sector 2	Sector 3	T. Spd	Elapsed	Lap	D	Time	Sector 1	Sector 2	Sector 3	T. Spd	Elapsed
2	3	2:05.646	42.561	45.755	37.330	254.1	5:23.110	3	3	2:04.854	42.670	45.175	37.009	259.6	8:48.454
3	3	2:05.804	42.735	45.888	37.181	255.3	7:28.914	4	3	2:13.121 B	42.516	45.551	45.054	241.6	11:01.575
4	3	2:05.934	42.781	45.902	37.251	254.7	9:34.848	5	2	3:49.860	2:21.068	49.678	39.114	242.7	14:51.435
5	3	2:18.422 B	42.891	47.273	48.258	225.9	11:53.270	6	2	2:08.069	43.660	46.853	37.556	257.1	16:59.504
6	2	3:25.121	1:55.890	46.969	42.262	219.1	15:18.391	7	2	2:08.059	43.505	46.851	37.703	257.8	19:07.563
7	2	2:06.889	43.160	46.166	37.563	254.1	17:25.280	8	2	2:17.826 B	43.732	46.960	47.134	257.1	21:25.389
8	2	2:06.118	42.896	45.909	37.313	254.7	19:31.398	91 Porsche AG Team Manthey Porsche 911 RSR LMGTE Pro 1.Jörg BERGMEISTER 2.Patrick PILET							
9	2	2:06.146	42.942	45.971	37.233	255.9	21:37.544	1	1	2:11.617	48.542	45.878	37.197	254.1	2:11.617
10	2	2:06.228	43.096	45.755	37.377	255.3	23:43.772	2	1	2:04.992	42.624	45.144	37.224	254.7	4:16.609
11	2	2:06.105	42.954	45.951	37.200	254.7	25:49.877	3	1	2:04.495	42.220	45.104	37.171	254.7	6:21.104
71 AF Corse Ferrari F458 Italia LMGTE Pro 1.Kamui KOBAYASHI 2.Toni VILANDER								4	1	2:04.749	42.371	45.327	37.051	254.1	8:25.853
1	1	3:26.421	1:58.291	47.498	40.632	254.7	3:26.421	5	1	2:04.817	42.328	45.290	37.199	254.7	10:30.670
2	1	2:04.613	42.403	45.172	37.038	259.0	5:31.034	6	1	2:12.954 B	42.902	45.834	44.218	256.5	12:43.624
3	1	2:04.582	42.406	45.316	36.860	260.2	7:35.616	7	2	3:18.783	1:53.769	46.786	38.228	252.9	16:02.407
4	1	2:04.340	42.458	45.060	36.822	259.6	9:39.956	8	2	2:05.771	42.771	45.643	37.357	255.3	18:08.178
5	1	2:14.131 B	42.911	45.918	45.302	251.7	11:54.087	9	2	2:05.560	42.759	45.617	37.184	254.7	20:13.738
6	2	3:32.442	2:07.359	46.807	38.276	252.3	15:26.529	10	2	2:05.394	42.719	45.476	37.199	253.5	22:19.132
7	2	2:06.006	42.985	45.803	37.218	255.3	17:32.535	11	2	2:14.782 B	42.910	45.436	46.436	255.3	24:33.914
8	2	2:05.661	42.883	45.655	37.123	257.8	19:38.196	92 Porsche AG Team Manthey Porsche 911 RSR LMGTE Pro 1.Marc LIEB 2.Richard LIETZ							
9	2	2:05.282	42.619	45.712	36.951	257.1	21:43.478	1	2	3:37.937	2:12.283	47.447	38.207	253.5	3:37.937
10	2	2:05.344	42.626	45.679	37.039	257.8	23:48.822	2	2	2:04.358	42.205	45.038	37.115	254.1	5:42.295
11	2	2:24.921 B	43.590	47.222	54.109	248.8	26:13.743	3	2	2:04.494	42.341	45.222	36.931	257.1	7:46.789
76 IMSA Performance Matmut Porsche 911 GT3 RSR LMGTE Am 1.Raymond NARAC 2.Jean-Karl VERNAY								4	2	2:11.185 B	42.335	45.282	43.568	255.9	9:57.974
1	3	3:08.364	1:40.374	48.810	39.180	247.7	3:08.364	5	1	4:15.112	2:51.058	46.460	37.594	252.3	14:13.086
2	3	2:07.387	43.418	46.340	37.629	255.9	5:15.751	6	1	2:05.247	42.860	45.218	37.169	252.3	16:18.333
3	3	2:07.121	43.522	46.356	37.243	257.1	7:22.872	7	1	2:07.511	42.500	46.957	38.054	252.3	18:25.844
4	3	2:06.864	43.299	46.161	37.404	256.5	9:29.736	8	1	2:05.795	42.743	45.744	37.308	254.1	20:31.639
5	3	2:18.659 B	44.590	47.617	46.452	256.5	11:48.395	9	1	2:05.427	42.575	45.531	37.321	252.3	22:37.066
6	2	3:17.160	1:53.169	46.510	37.481	255.9	15:05.555	10	1	2:16.375 B	42.819	47.237	46.319	227.8	24:53.441
7	2	2:06.803	42.971	46.097	37.735	257.1	17:12.358	95 Aston Martin Racing Aston Martin Vantage V8 LMGTE Am 1.Christoffer NYGAARD 2.Kristian POULSEN							
8	2	2:06.164	42.839	45.985	37.340	260.9	19:18.522	1	1	2:28.767	58.674	50.856	39.237	246.6	2:28.767
9	2	2:14.582	45.182	48.857	40.543	203.8	21:33.104	2	1	2:06.293	42.766	46.142	37.385	253.5	4:35.060
10	2	2:17.384 B	43.418	46.051	47.915	257.1	23:50.488	3	1	2:05.865	42.742	45.779	37.344	254.1	6:40.925
81 8 Star Motorsports Ferrari F458 Italia LMGTE Am 1.Vicente POTOLICCHIO 2.Rui AGUAS								4	1	2:21.834 B	44.879	50.284	46.671	240.5	9:02.759
1	3	2:51.897	1:25.820	47.840	38.237	247.7	2:51.897	5	3	3:53.767	2:24.972	50.569	38.226	251.7	12:56.526
2	3	2:05.653	42.724	45.487	37.442	255.9	4:57.550	6	3	2:05.770	42.809	45.651	37.310	253.5	15:02.296
3	3	2:09.821	44.159	48.160	37.502	255.9	7:07.371	7	3	2:05.685	42.609	45.695	37.381	259.0	17:07.981
4	3	2:05.894	42.987	45.817	37.090	257.1	9:13.265	8	3	2:05.877	42.510	45.949	37.418	256.5	19:13.858
5	3	2:05.753	42.817	45.759	37.177	257.8	11:19.018	9	3	2:37.181 B	47.648	56.331	53.202	208.9	21:51.039
6	3	2:15.528 B	43.410	46.113	46.005	257.8	13:34.546	96 Aston Martin Racing Aston Martin Vantage V8 LMGTE Am 1.Jamie CAMPBELL-WALTER 2.Stuart HALL							
7	2	3:08.376	1:43.959	46.744	37.673	255.9	16:42.922	1	2	5:37.210	4:12.518	46.683	38.009	250.6	5:37.210
8	2	2:07.275	43.174	46.646	37.455	255.9	18:50.197	2	2	2:06.740	43.017	46.039	37.684	254.1	7:43.950
9	2	2:06.953	43.071	46.472	37.410	256.5	20:57.150	3	2	2:06.841	42.787	45.946	38.108	252.9	9:50.791
10	2	2:06.660	42.874	46.475	37.311	255.3	23:03.810	4	2	2:25.938 B	46.593	50.868	48.477	231.3	12:16.729
11	2	2:06.537	43.105	46.330	37.102	257.1	25:10.347	5	1	4:48.385	3:16.938	50.709	40.738	200.0	17:05.114
88 Proton Competition Porsche 911 GT3 RSR LMGTE Am 1.Christian RIED 2.Gianluca RODA								6	1	2:07.448	43.343	46.400	37.705	252.3	19:12.562
1	3	4:38.918	3:15.065	46.238	37.615	257.8	4:38.918	7	1	2:06.745	43.033	46.082	37.630	254.1	21:19.307
2	3	2:04.682	42.342	45.130	37.210	260.2	6:43.600	8	1	2:23.144 B	43.351	51.181	48.612	225.9	23:42.451



FIA WEC
6 Hours of Shanghai
Qualifying Practice

Sector Analysis

■ Personal Best ■ Session Best B Crossing the finish line in pit lane

Lap	D	Time	Sector 1	Sector 2	Sector 3	T. Spd	Elapsed	Lap	D	Time	Sector 1	Sector 2	Sector 3	T. Spd	Elapsed
97		Aston Martin Racing					Aston Martin Vantage V8								
		1. Darren TURNER					LMGTE Pro								
		2. Stefan MÜCKE													
1	2	5:59.067	4:36.419	45.467	37.181	256.5	5:59.067								
2	2	2:04.252	42.631	44.676	36.945	259.6	8:03.319								
3	2	2:04.568	42.441	45.113	37.014	258.4	10:07.887								
4	2	2:13.161 B	42.582	45.182	45.397	257.8	12:21.048								
5	1	3:33.788	2:11.666	45.166	36.956	257.1	15:54.836								
6	1	2:04.299	42.345	45.123	36.831	259.0	17:59.135								
7	1	2:04.361	42.524	44.833	37.004	259.6	20:03.496								
8	1	2:20.046 B	42.608	47.366	50.072	232.8	22:23.542								
99		Aston Martin Racing					Aston Martin Vantage V8								
		1. Pedro LAMY					3. Richie STANAWAY								
		2. Bruno SENNA					LMGTE Pro								
1	2	2:24.024	57.453	48.406	38.165	246.0	2:24.024								
2	2	2:04.302	42.133	44.920	37.249	256.5	4:28.326								
3	2	2:04.099	42.216	44.793	37.090	258.4	6:32.425								
4	2	2:17.375 B	44.006	47.338	46.031	242.7	8:49.800								
5	3	3:45.757	2:21.855	46.588	37.314	254.7	12:35.557								
6	3	2:04.829	42.597	45.341	36.891	255.9	14:40.386								
7	3	2:04.329	42.127	45.241	36.961	257.1	16:44.715								
8	3	2:17.123 B	42.422	47.415	47.286	215.1	19:01.838								