


**FIA WEC**  
**6 Hours of Spa-Francorchamps**  
Warm Up

**Sector Analysis**

Personal Best Session Best B Crossing the finish line in pit lane

Lap	D	Time	Sector 1	Sector 2	Sector 3	T. Spd	Elapsed	Lap	D	Time	Sector 1	Sector 2	Sector 3	T. Spd	Elapsed
<b>1</b> <b>AUDI SPORT TEAM JOEST</b> Audi R18 e-tron quattro LMP1															
1. Marcel Fässler			3. Benoit Tréluyer												
2. André Lotterer															
1	2	2:46.210	52.867	1:14.845	38.498	199.3	2:46.210	1	1	4:08.787	2:09.486	1:17.991	41.310	213.9	4:08.787
2	2	2:25.726	40.098	1:08.938	36.690	248.8	5:11.936	2	1	2:38.835	43.804	1:14.291	40.740	218.6	6:47.622
3	2	<b>2:22.121</b>	<b>38.755</b>	<b>1:07.673</b>	<b>35.693</b>	260.9	7:34.057	3	1	<b>2:33.613</b>	42.478	1:12.776	<b>38.359</b>	223.1	9:21.235
4	2	2:24.184	39.030	1:08.546	36.608	228.8	9:58.241	4	1	2:41.691 <b>B</b>	<b>41.355</b>	1:13.867	46.469	245.5	12:02.926
5	2	2:30.911 <b>B</b>	38.942	1:09.506	42.463	258.4	12:29.152	5	2	4:32.087	2:26.285	1:23.032	42.770	192.5	16:35.013
6	3	3:29.812	1:38.833	1:12.594	38.385	209.3	15:58.964	6	2	2:39.470	44.905	1:13.733	40.832	229.3	19:14.483
7	3	2:32.837	40.578	1:13.180	39.079	232.8	18:31.801	7	2	2:33.811	42.903	<b>1:12.181</b>	38.727	235.8	21:48.294
8	3	2:34.301	45.104	1:12.285	36.912	221.8	21:06.102								
<b>2</b> <b>AUDI SPORT TEAM JOEST</b> Audi R18 e-tron quattro LMP1															
1. Dindo Capello			3. Allan McNish												
2. Tom Kristensen															
1	2	2:54.590	57.750	1:15.934	40.906	215.6	2:54.590								
2	2	2:25.901	40.561	1:08.770	36.570	250.6	5:20.491								
3	2	<b>2:23.200</b>	39.301	<b>1:07.792</b>	<b>36.107</b>	232.8	7:43.691								
4	2	2:36.056 <b>B</b>	40.285	1:09.787	45.984	243.8	10:19.747								
5	3	3:24.292	1:36.589	1:10.693	37.010	232.8	13:44.039								
6	3	2:32.888 <b>B</b>	<b>38.749</b>	1:11.014	43.125	283.5	16:16.927								
7	1	3:44.371	1:51.660	1:11.762	40.949	223.1	20:01.298								
<b>3</b> <b>AUDI SPORT TEAM JOEST</b> Audi R18 Ultra LMP1															
1. Romain Dumas			3. Marc Gené												
2. Loic Duval															
1	1	2:58.676	1:00.993	1:17.860	39.823	225.0	2:58.676								
2	1	2:33.471	41.397	1:13.135	38.939	239.5	5:32.147								
3	1	<b>2:29.386</b>	40.366	<b>1:10.954</b>	38.066	246.0	8:01.533								
4	1	2:35.832 <b>B</b>	40.154	1:11.063	44.615	231.3	10:37.365								
5	1	3:42.357	1:49.726	1:13.564	39.067	215.6	14:19.722								
6	1	2:29.618	40.048	1:11.564	38.006	245.5	16:49.340								
7	1	2:30.653	<b>39.794</b>	1:12.904	<b>37.955</b>	225.0	19:19.993								
8	1	2:31.570	40.980	1:12.357	38.233	223.1	21:51.563								
<b>4</b> <b>AUDI SPORT NORTH AMERICA</b> Audi R18 Ultra LMP1															
1. Marco Bonanomi															
2. Oliver Jarvis															
1	2	3:03.560	1:05.384	1:17.511	40.665	193.5	3:03.560								
2	2	2:37.328	42.636	1:15.102	39.590	214.7	5:40.888								
3	2	2:33.757	42.363	1:12.968	38.426	226.4	8:14.645								
4	2	2:34.976	41.445	1:14.668	38.863	184.6	10:49.621								
5	2	2:40.706 <b>B</b>	40.438	<b>1:10.778</b>	49.490	246.6	13:30.327								
6	1	3:43.144	1:49.637	1:14.910	38.597	194.9	17:13.471								
7	1	2:30.162	40.739	1:11.509	37.914	242.2	19:43.633								
8	1	<b>2:28.422</b>	<b>40.142</b>	1:10.782	<b>37.498</b>	243.8	22:12.055								
<b>15</b> <b>OAK RACING</b> Oak Pescarolo - Judd LMP1															
1. Guillaume Moreau			3. Dominik Kraihamer												
2. Bertrand Baguette															
1	2	2:51.500	48.428	1:20.877	42.195	188.8	2:51.500								
2	2	2:42.518	44.090	1:16.787	41.641	203.8	5:34.018								
3	2	<b>2:39.238</b>	42.945	<b>1:16.415</b>	<b>39.878</b>	223.6	8:13.256								
4	2	2:45.687 <b>B</b>	<b>42.341</b>	1:17.204	46.142	197.4	10:58.943								
5	3	4:01.360	2:01.944	1:17.249	42.167	213.0	15:00.303								
6	3	2:42.268	43.523	1:16.697	42.048	234.3	17:42.571								
7	3	2:42.168	42.791	1:17.870	41.507	211.4	20:24.739								
<b>17</b> <b>PESCAROLO TEAM</b> Dome S102.5 - Judd LMP1															
1. Sébastien Bourdais															
2. Nicolas Minassian															
1	1	3:24.930	1:19.195	1:24.569	41.166	204.2	3:24.930								
2	1	2:38.424	42.158	1:16.892	39.374	217.7	6:03.354								
3	1	<b>2:31.353</b>	41.099	1:11.824	<b>38.430</b>	248.8	8:34.707								
4	1	2:37.005 <b>B</b>	<b>40.884</b>	<b>1:10.642</b>	45.479	262.1	11:11.712								
5	2	4:00.414	2:05.770	1:15.313	39.331	214.3	15:12.126								
6	2	2:33.456	41.767	1:12.778	38.911	234.3	17:45.582								
7	2	2:34.775	41.288	1:14.729	38.758	253.5	20:20.357								
<b>21</b> <b>STRAKKA RACING</b> HPD ARX 03a - Honda LMP1															
1. Nick Leventis			3. Jonny Kane												
2. Danny Watts															
1	3	3:38.511	1:38.834	1:18.538	41.139	186.9	3:38.511								
2	3	2:36.045	43.489	1:13.485	39.071	205.3	6:14.556								
3	3	<b>2:33.151</b>	42.548	<b>1:12.307</b>	<b>38.296</b>	242.2	8:47.707								
4	3	3:24.911 <b>B</b>	<b>41.770</b>	1:48.456	54.685	241.6	12:12.618								
<b>22</b> <b>JRM</b> HPD ARX 03a - Honda LMP1															
1. David Brabham			3. Peter Dumbreck												
2. Karun Chandhok															
1	2	4:13.080	2:13.175	1:18.049	41.856	193.5	4:13.080								
2	2	<b>2:48.946</b>	45.644	1:18.646	44.656	191.2	7:02.026								
3	2	2:46.312 <b>B</b>	42.845	1:14.435	49.032	220.9	9:48.338								
4	2	4:44.536	2:49.458	<b>1:14.063</b>	41.015	230.3	14:32.874								
5	2	3:01.131 <b>B</b>	<b>41.089</b>	1:19.224	1:00.818	235.3	17:34.005								
6	2	3:37.351	1:41.139	1:16.443	<b>39.769</b>	212.2	21:11.356								
<b>23</b> <b>SIGNATECH NISSAN</b> Oreca 03 - Nissan LMP2															
1. Franck Mailleux			3. Jordan Tresson												
2. Olivier Lombard															
1	2	3:15.585	1:13.806	1:19.735	42.044	184.0	3:15.585								
2	2	2:38.039	<b>43.170</b>	1:14.563	40.306	220.0	5:53.624								
3	2	2:45.585 <b>B</b>	43.210	1:14.592	47.783	214.7	8:39.209								
4	3	4:03.814	2:06.567	1:16.147	41.100	204.2	12:43.023								
5	3	2:45.213 <b>B</b>	43.832	1:14.708	46.673	213.0	15:28.236								
6	1	3:50.986	1:52.195	1:17.273	41.518	178.8	19:19.222								
7	1	<b>2:37.979</b>	43.780	<b>1:14.354</b>	<b>39.845</b>	212.2	21:57.201								




## FIA WEC 6 Hours of Spa-Francorchamps Warm Up

### Sector Analysis

■ Personal Best   
 ■ Session Best   
 ■ Crossing the finish line in pit lane

Lap	D	Time	Sector 1	Sector 2	Sector 3	T. Spd	Elapsed	Lap	D	Time	Sector 1	Sector 2	Sector 3	T. Spd	Elapsed	
<b>24</b>	<b>OAK RACING</b> Morgan - Judd 1. Jacques Nicolet 3. Olivier Pla LMP2 2. Matthieu Lahaye							3	2	2:48.691	45.060	1:18.178	45.453	227.4	10:10.758	
	4	2	5:03.572	B	46.664	1:21.998	2:54.910	185.2	15:14.330							
	5	1	3:15.727	1:08.285	1:20.974	46.468	194.9	18:30.057								
	6	1	2:53.783	47.562	1:20.461	45.760	206.9	21:23.840								
	1	1	4:10.100	1:58.985	1:24.822	46.293	146.7	4:10.100								
	2	1	2:55.508	47.690	1:22.830	44.988	189.8	7:05.608								
	3	1	2:47.706	45.834	1:18.667	43.205	214.3	9:53.314								
<b>25</b>	<b>ADR-DELTA</b> Oreca 03 - Nissan LMP2 1. John Martin 3. Tor Graves 2. Robbie Kerr							3	2	2:36.766	43.192	1:14.265	39.309	226.9	6:17.662	
	4	2	2:36.470	42.218	1:15.039	39.213	208.1	8:54.132								
	5	1	4:13.018	2:14.364	1:16.537	42.117	220.0	15:46.600								
	6	1	2:44.489	45.234	1:18.613	40.642	171.2	18:31.089								
	7	1	2:41.271	46.690	1:14.493	40.088	220.9	21:12.360								
	1	1	3:45.023	1:43.748	1:20.176	41.099	174.8	3:45.023								
	2	1	4:30.840	B	1:39.533	1:39.766	1:11.541	113.4	8:15.863							
<b>26</b>	<b>SIGNATECH NISSAN</b> Oreca 03 - Nissan LMP2 1. Nelson Panciatici 3. Roman Rusinov 2. Pierre Ragues							3	2	2:37.572	43.090	1:13.686	46.688	250.6	11:33.582	
	4	1	2:53.056	B	42.744	1:15.819	54.493	235.3	13:20.324							
	5	2	3:42.189	1:46.978	1:14.540	40.671	203.8	17:02.513								
	6	2	2:40.155	43.597	1:15.879	40.679	208.9	19:42.668								
	7	2	2:37.933	43.319	1:14.102	40.512	199.6	22:20.601								
	1	3	3:20.685	1:15.413	1:22.334	42.938	180.3	3:20.685								
	2	3	2:50.069	B	44.582	1:16.596	48.891	196.7	6:10.754							
<b>28</b>	<b>GULF RACING MIDDLE EAST</b> Lola B12/80 Coupé - Nissan LMP2 1. Fabien Giroix 3. Stefan Johansson 2. Maxime Jousse							3	2	2:47.980	B	43.616	1:14.599	49.765	216.4	11:06.214
	4	1	2:55.532	57.944	1:15.367	42.221	216.4	13:35.945								
	5	1	2:40.753	43.899	1:15.029	41.825	213.9	16:16.698								
	6	1	2:37.579	43.090	1:13.686	40.803	209.3	18:54.277								
	7	1	2:41.324	42.765	1:15.732	42.827	211.4	21:35.601								
	1	3	3:41.981	1:39.412	1:20.512	42.057	167.2	3:41.981								
	2	3	3:27.852	44.170	1:13.974	1:29.708	206.9	7:09.833								
<b>29</b>	<b>GULF RACING MIDDLE EAST</b> Lola B12/80 Coupé - Nissan LMP2 1. Jean-Denis Deletraz 3. Elton Julian 2. Keiko Ihara							3	1	2:47.980	B	43.616	1:14.599	49.765	216.4	11:06.214
	4	1	2:55.056	B	45.566	1:17.799	51.691	204.5	8:43.514							
	5	2	2:49.933	46.641	1:20.985	42.307	190.1	17:00.582								
	6	2	2:48.230	45.200	1:19.305	43.725	208.9	19:48.812								
	7	2	3:06.127	B	45.228	1:20.081	1:00.818	199.6	22:54.939							
	1	1	3:06.556	1:05.813	1:19.123	41.620	173.9	3:06.556								
	2	1	2:41.902	44.954	1:14.308	42.640	215.6	5:48.458								
<b>31</b>	<b>LOTUS</b> Lola B12/80 Coupé - Lotus LMP2 1. Thomas Holzer 3. Renger Van Der Zande 2. Mirco Schultis							3	1	2:47.980	B	43.616	1:14.599	49.765	216.4	11:06.214
	4	1	2:55.204	B	45.717	1:17.570	51.917	175.9	13:04.323							
	5	2	3:23.761	1:25.792	1:16.643	41.326	190.8	16:28.084								
	6	2	2:39.397	43.059	1:14.556	41.782	213.9	19:07.481								
	7	2	2:38.672	43.294	1:14.315	41.063	224.5	21:46.153								
	1	2	4:41.199	2:33.948	1:22.651	44.600	177.0	4:41.199								
	2	2	2:45.326	45.703	1:17.503	42.120	181.2	7:26.525								
<b>32</b>	<b>LOTUS</b> Lola B12/80 Coupé - Lotus LMP2 1. Luca Moro 3. James Rossiter 2. Kevin Weeda							3	1	2:47.980	B	43.616	1:14.599	49.765	216.4	11:06.214
	4	1	2:55.204	B	45.717	1:17.570	51.917	175.9	13:04.323							
	5	2	3:23.761	1:25.792	1:16.643	41.326	190.8	16:28.084								
	6	2	2:39.397	43.059	1:14.556	41.782	213.9	19:07.481								
	7	2	2:38.672	43.294	1:14.315	41.063	224.5	21:46.153								
	1	2	4:36.379	2:27.103	1:24.475	44.801	184.3	4:36.379								
	2	2	2:45.688	46.297	1:17.831	41.560	184.9	7:22.067								
<b>35</b>	<b>OAK RACING</b> Morgan - Judd LMP2 1. David Heinemeier Hansson 2. Bas Leinders							3	2	2:48.691	45.060	1:18.178	45.453	227.4	10:10.758	
	4	2	5:03.572	B	46.664	1:21.998	2:54.910	185.2	15:14.330							
	5	1	3:15.727	1:08.285	1:20.974	46.468	194.9	18:30.057								
	6	1	2:53.783	47.562	1:20.461	45.760	206.9	21:23.840								
	1	2	3:40.896	1:40.282	1:19.232	41.382	184.0	3:40.896								
	2	2	2:36.766	43.192	1:14.265	39.309	226.9	6:17.662								
	3	2	2:36.470	42.218	1:15.039	39.213	208.1	8:54.132								
<b>38</b>	<b>JOTA</b> Zytec Z11SN - Nissan LMP2 1. Simon Dolan 2. Sam Hancock							3	2	2:39.450	B	41.936	1:10.826	46.688	250.6	11:33.582
	4	2	2:39.450	B	41.936	1:10.826	46.688	250.6	11:33.582							
	5	1	4:13.018	2:14.364	1:16.537	42.117	220.0	15:46.600								
	6	1	2:44.489	45.234	1:18.613	40.642	171.2	18:31.089								
	7	1	2:41.271	46.690	1:14.493	40.088	220.9	21:12.360								
	1	2	3:40.303	1:39.722	1:18.623	41.958	192.5	3:40.303								
	2	2	2:36.693	43.589	1:13.889	39.215	204.9	6:16.996								
<b>40</b>	<b>RACE PERFORMANCE</b> Oreca 03 - Judd LMP2 1. Michel Frey 3. Ralph Meichtry 2. Jonathan Hirschi							3	2	4:23.417	B	42.636	1:27.762	2:13.019	200.4	10:40.413
	4	1	2:55.532	57.944	1:15.367	42.221	216.4	13:35.945								
	5	1	2:40.753	43.899	1:15.029	41.825	213.9	16:16.698								
	6	1	2:37.579	43.090	1:13.686	40.803	209.3	18:54.277								
	7	1	2:41.324	42.765	1:15.732	42.827	211.4	21:35.601								
	1	1	2:57.394	56.197	1:18.650	42.547	195.7	2:57.394								
	2	1	2:41.379	43.701	1:15.204	42.474	228.8	5:38.773								
<b>41</b>	<b>GREAVES MOTORSPORT</b> Zytec Z11SN - Nissan LMP2 1. Christian Zugel 3. Elton Julian 2. Ricardo Gonzalez							3	1	2:47.980	B	43.616	1:14.599	49.765	216.4	11:06.214
	4	1	2:47.980	B	43.616	1:14.599	49.765	216.4	11:06.214							
	5	2	6:48.851	4:52.379	1:15.397	41.075	206.1	17:55.065								
	6	2	2:43.215	44.761	1:16.226	42.228	216.0	20:38.280								
	1	1	3:44.786	1:31.543	1:26.560	46.683	171.2	3:44.786								
	2	1	2:56.576	52.487	1:19.774	44.315	175.0	6:41.362								
	3	1	2:48.721	47.059	1:18.579	43.083	220.4	9:30.083								
<b>43</b>	<b>EXTREME LIMITE ARIC</b> Norma M200P - Judd LMP2 1. Philippe Thirion 2. Philippe Haezebrouck							3	1	2:49.396	45.568	1:20.600	43.228	206.9	12:19.479	
	4	1	2:49.396	45.568	1:20.600	43.228	206.9	12:19.479								
	5	1	2:56.327	B	45.962	1:19.247	51.118	210.5	15:15.806							
	6	2	4:15.005	2:12.208	1:19.677	43.120	197.8	19:30.811								
	7	2	2:40.450	44.327	1:14.958	41.165	209.7	22:11.261								
	1	2	2:57.058	50.949	1:21.803	44.306	184.0	2:57.058								
	2	2	2:47.159	46.067	1:18.543	42.549	214.3	5:44.217								
<b>44</b>	<b>STARWORKS MOTORSPORTS</b> HPD ARX 03b - Honda LMP2 1. Vicente Potolicchio 3. Stéphane Sarrazin 2. Ryan Dalziel							3	2	2:42.678	44.634	1:16.770	41.274	220.9	8:26.895	
	4	2	2:42.300	44.004	1:17.076	41.220	229.3	11:09.195								
	5	2	2:51.707	B	45.626	1:16.554	49.527	226.4	14:00.902							
	6	2	5:38.733	3:37.273	1:19.767	41.693	198.2	19:39.635								
	1	2	4:41.199	2:33.948	1:22.651	44.600	177.0	4:41.199								
	2	2	2:45.326	45.703	1:17.503	42.120	181.2	7:26.525								
	3	2	2:42.594	43.893	1:16.282	42.419	210.1	10:09.119								




## FIA WEC 6 Hours of Spa-Francorchamps Warm Up

### Sector Analysis

■ Personal Best   
 ■ Session Best   
 ■ Crossing the finish line in pit lane

Lap	D	Time	Sector 1	Sector 2	Sector 3	T. Spd	Elapsed	Lap	D	Time	Sector 1	Sector 2	Sector 3	T. Spd	Elapsed
1	1	3:27.860	1:28.685	1:17.620	41.555	193.5	3:27.860	7	1	3:13.831 <b>B</b>	48.301	1:29.852	55.678	202.2	21:53.521
2	1	2:40.577	44.116	1:15.192	41.269	214.7	6:08.437								
3	1	2:47.435 <b>B</b>	43.083	1:13.337	51.015	217.3	8:55.872								
4	2	3:53.264	1:58.056	1:14.775	40.433	191.5	12:49.136								
5	2	2:43.448 <b>B</b>	43.025	1:12.158	48.265	203.0	15:32.584								
6	2	3:46.936	1:53.809	1:12.668	40.459	207.7	19:19.520								
7	2	<b>2:33.656</b>	<b>42.226</b>	<b>1:12.081</b>	<b>39.349</b>	225.0	21:53.176								
<b>45 BOUTSEN GINION RACING</b> Oreca 03 - Nissan LMP2															
1. Jack Clarke			3. Jens Petersen												
2. Bastien Briere															
1	1	3:21.031	1:18.187	1:20.028	42.816	191.5	3:21.031								
2	1	2:54.021 <b>B</b>	45.614	1:17.641	50.766	184.9	6:15.052								
3	3	4:09.433	2:09.406	1:18.136	<b>41.891</b>	209.7	10:24.485								
4	3	2:54.612 <b>B</b>	<b>44.056</b>	<b>1:16.528</b>	54.028	210.1	13:19.097								
5	3	4:07.562	1:59.796	1:22.268	45.498	150.8	17:26.659								
6	3	<b>2:53.406</b>	46.996	1:22.244	44.166	172.5	20:20.065								
<b>48 MURPHY PROTOTYPES</b> Oreca 03 - Nissan LMP2															
1. Jody Firth			3. Brendon Hartley												
2. Warren Hughes															
1	3	3:08.959	1:08.011	1:21.121	39.827	182.1	3:08.959								
2	3	2:45.819 <b>B</b>	43.129	1:14.575	48.115	212.6	5:54.778								
3	1	4:21.443	2:24.002	1:15.984	41.457	202.2	10:16.221								
4	1	2:48.564 <b>B</b>	44.371	1:15.865	48.328	213.9	13:04.785								
5	2	3:51.957	2:00.387	1:12.572	38.998	232.3	16:56.742								
6	2	2:34.266	42.483	1:12.691	39.092	205.3	19:31.008								
7	2	<b>2:30.417</b>	<b>41.658</b>	<b>1:09.881</b>	<b>38.878</b>	217.7	22:01.425								
<b>49 PECOM RACING</b> Oreca 03 - Nissan LMP2															
1. Luis Perez Companc			3. Pierre Kaffer												
2. Soheil Ayari															
1	2	3:10.151	1:10.822	1:18.596	40.733	225.5	3:10.151								
2	2	2:35.655	43.429	1:12.625	<b>39.601</b>	221.8	5:45.806								
3	2	2:41.773 <b>B</b>	42.820	<b>1:10.030</b>	48.923	251.2	8:27.579								
4	1	4:00.424	2:06.572	1:13.732	40.120	224.5	12:28.003								
5	1	<b>2:34.421</b>	<b>42.445</b>	1:12.168	39.808	251.2	15:02.424								
6	1	2:45.123 <b>B</b>	42.907	1:14.880	47.336	210.5	17:47.547								
7	3	3:33.221	1:35.650	1:15.040	42.531	209.7	21:20.768								
<b>50 LARBRE COMPETITION</b> Chevrolet Corvette C6-ZR1 LMGTE Am															
1. Patrick Bornhauser			3. Fernando Rees												
2. Julien Canal															
1	3	4:36.675	2:24.554	1:25.966	46.155	181.8	4:36.675								
2	3	2:51.017	47.605	1:20.759	<b>42.653</b>	183.4	7:27.692								
3	3	2:46.932	45.260	1:18.656	43.016	212.2	10:14.624								
4	3	2:47.300	45.087	1:18.887	43.326	216.9	13:01.924								
5	3	<b>2:45.140</b>	44.979	<b>1:16.820</b>	43.341	223.1	15:47.064								
6	3	2:49.235	45.291	1:21.179	42.765	182.7	18:36.299								
7	3	2:54.447 <b>B</b>	<b>44.663</b>	1:18.375	51.409	223.6	21:30.746								
<b>51 AF CORSE</b> Ferrari F458 Italia LMGTE Pro															
1. Giancarlo Fisichella															
2. Gianmaria Bruni															
1	2	3:17.569	1:07.370	1:25.327	44.872	205.7	3:17.569								
2	2	2:52.219	48.312	1:20.955	42.952	187.8	6:09.788								
3	2	<b>2:44.307</b>	45.718	1:16.470	<b>42.119</b>	219.1	8:54.095								
4	2	2:50.619 <b>B</b>	<b>45.615</b>	<b>1:15.794</b>	49.210	220.9	11:44.714								
5	1	3:59.820	1:51.637	1:23.470	44.713	186.5	15:44.534								
6	1	2:55.156	46.964	1:23.863	44.329	192.9	18:39.690								
<b>55 JWA-AVILA</b> Porsche 911 RSR (997) LMGTE Am															
1. Joël Camathias			3. Paul Daniels												
2. Markus Palmtala															
1	1	3:49.239	1:41.054	1:24.222	43.963	154.1	3:49.239								
2	1	<b>2:54.494</b>	50.983	1:20.011	<b>43.500</b>	176.2	6:43.733								
3	1	2:57.621 <b>B</b>	<b>46.739</b>	<b>1:19.134</b>	51.748	209.7	9:41.354								
4	3	4:56.037	2:43.680	1:25.280	47.077	186.5	14:37.391								
5	3	2:58.195	48.079	1:24.031	46.085	193.9	17:35.586								
6	3	2:58.156	47.946	1:24.221	45.989	195.3	20:33.742								
<b>57 KROHN RACING</b> Ferrari F458 Italia LMGTE Am															
1. Tracy Krohn			3. Michele Rugolo												
2. Niclas Jönsson															
1	2	3:35.373	1:25.933	1:24.129	45.311	187.2	3:35.373								
2	2	2:49.993	46.289	1:20.350	43.354	227.8	6:25.366								
3	2	<b>2:49.573</b>	<b>45.458</b>	1:20.991	<b>43.124</b>	227.8	9:14.939								
4	2	2:59.825 <b>B</b>	48.238	<b>1:18.810</b>	52.777	227.4	12:14.764								
5	1	4:32.857	2:19.266	1:26.561	47.030	165.9	16:47.621								
6	1	3:03.777	50.043	1:27.978	45.756	178.8	19:51.398								
7	1	3:14.116	48.666	1:36.906	48.544	184.9	23:05.514								
<b>58 LUXURY RACING</b> Ferrari F458 Italia LMGTE Am															
1. Pierre Ehret			3. Gunnar Jeannette												
2. Franck Montecalvo															
1	3	4:07.764	1:57.366	1:25.090	45.308	165.9	4:07.764								
2	3	3:01.271 <b>B</b>	48.212	1:19.902	53.157	185.6	7:09.035								
3	1	4:57.484	2:46.231	1:23.445	47.808	187.5	12:06.519								
4	1	<b>2:51.464</b>	47.661	<b>1:19.693</b>	<b>44.110</b>	195.7	14:57.983								
5	1	3:01.868 <b>B</b>	<b>46.236</b>	1:21.867	53.765	208.9	17:59.851								
<b>59 LUXURY RACING</b> Ferrari F458 Italia LMGTE Pro															
1. Frédéric Makowiecki															
2. Jaime Melo															
1	2	3:56.209	1:40.703	1:28.939	46.567	158.8	3:56.209								
2	2	2:54.208	47.810	1:21.577	44.821	184.0	6:50.417								
3	2	2:55.245	46.862	1:19.571	48.812	191.2	9:45.662								
4	2	<b>2:52.305</b>	46.449	1:22.067	<b>43.789</b>	203.0	12:37.967								
5	2	2:57.807 <b>B</b>	<b>46.023</b>	<b>1:18.623</b>	53.161	209.7	15:35.774								
6	1	4:59.576 <b>B</b>	2:33.832	1:29.077	56.667	205.7	20:35.350								
<b>61 AF CORSE-WALTRIP</b> Ferrari F458 Italia LMGTE Am															
1. Robert Kauffman			3. Rui Aguas												
2. Brian Vickers															
1	3	3:23.409	1:13.446	1:24.708	45.255	219.1	3:23.409								
2	3	<b>2:49.398</b>	47.350	1:19.349	<b>42.699</b>	213.0	6:12.807								
3	3	2:55.947 <b>B</b>	<b>46.562</b>	1:18.446	50.939	210.1	9:08.754								
<b>67 IMSA PERFORMANCE MATMUT</b> Porsche 911 RSR (997) LMGTE Am															
1. Nicolas Armindo			3. Anthony Pons												
2. Raymond Narac															
1	2	3:04.282	53.321	1:24.290	46.671	167.7	3:04.282								
2	2	<b>2:52.216</b>	47.782	1:20.818	<b>43.616</b>	180.0	5:56.498								
3	2	3:00.397 <b>B</b>	<b>46.446</b>	<b>1:18.665</b>	55.286	214.7	8:56.895								
4	3	5:43.697	3:32.834	1:24.202	46.661	175.9	14:40.592								
5	3	2:55.866	47.651	1:22.382	45.833	188.8	17:36.458								
6	3	2:58.537	47.707	1:25.155	45.675	178.5	20:34.995								



## FIA WEC 6 Hours of Spa-Francorchamps Warm Up

### Sector Analysis

■ Personal Best   
 ■ Session Best   
 ■ Crossing the finish line in pit lane

Lap	D	Time	Sector 1	Sector 2	Sector 3	T. Spd	Elapsed	Lap	D	Time	Sector 1	Sector 2	Sector 3	T. Spd	Elapsed
<b>70</b>		<b>LARBRE COMPETITION</b>					Chevrolet Corvette C6-ZR1								
		1. Jean-Philippe Belloc					LMGTE Am								
		2. Christophe Bourret													
1	2	5:11.388	2:55.037	1:28.502	47.849	149.0	5:11.388	7	3	2:51.226	47.696	1:19.793	43.737	207.3	21:34.075
2	2	2:56.958	48.809	1:22.505	45.644	183.1	8:08.346								
3	2	2:56.016	46.699	1:24.047	45.270	182.7	11:04.362								
4	2	3:07.467	48.761	1:25.271	53.435	203.4	14:11.829								
5	1	4:28.375	2:18.992	1:25.742	43.641	164.6	18:40.204								
6	1	2:49.530	47.210	1:19.391	42.929	196.7	21:29.734								
<b>71</b>		<b>AF CORSE</b>					Ferrari F458 Italia								
		1. Andrea Bertolini					LMGTE Pro								
		2. Olivier Beretta													
1	2	4:04.835	1:48.520	1:28.758	47.557	177.0	4:04.835								
2	2	3:02.842	49.033	1:25.884	47.925	195.7	7:07.677								
3	2	2:57.893	48.448	1:24.630	44.815	199.3	10:05.570								
4	2	3:04.272	48.374	1:23.822	52.076	180.6	13:09.842								
5	2	5:17.192	2:59.917	1:29.938	47.337	200.4	18:27.034								
6	2	3:21.845	49.119	1:32.837	59.889	212.2	21:48.879								
<b>77</b>		<b>TEAM FELBERMAYR-PROTON</b>					Porsche 911 RSR (997)								
		1. Marc Lieb					LMGTE Pro								
		2. Richard Lietz													
1	2	3:43.621	1:30.127	1:25.242	48.252	158.6	3:43.621								
2	2	3:01.350	57.442	1:21.737	42.171	152.3	6:44.971								
3	2	2:45.563	46.301	1:17.885	41.377	178.8	9:30.534								
4	2	2:43.920	45.812	1:16.887	41.221	201.1	12:14.454								
5	2	2:52.609	45.254	1:15.369	51.986	227.8	15:07.063								
6	1	4:01.306	2:00.763	1:17.501	43.042	204.2	19:08.369								
7	1	2:44.828	44.734	1:17.812	42.282	210.5	21:53.197								
<b>81</b>		<b>AF CORSE</b>					Ferrari F458 Italia								
		1. Piergiuseppe Perazzini					LMGTE Am								
		2. Marco Cioci					3. Matt Griffin								
1	3	3:24.482	1:13.935	1:26.227	44.320	164.4	3:24.482								
2	3	2:48.974	47.693	1:18.626	42.655	201.9	6:13.456								
3	3	2:54.341	45.976	1:17.248	51.117	217.3	9:07.797								
4	1	4:06.058	1:56.758	1:23.863	45.437	208.1	13:13.855								
5	1	2:52.226	47.273	1:20.771	44.182	220.0	16:06.081								
6	1	3:02.487	46.739	1:19.769	55.979	224.1	19:08.568								
<b>88</b>		<b>TEAM FELBERMAYR-PROTON</b>					Porsche 911 RSR (997)								
		1. Christian Ried					LMGTE Am								
		2. Gianluca Roda					3. Paolo Ruberti								
1	1	3:46.445	1:33.829	1:26.155	46.461	173.4	3:46.445								
2	1	3:03.019	53.373	1:24.970	44.676	161.2	6:49.464								
3	1	2:53.969	47.192	1:22.292	44.485	192.9	9:43.433								
4	1	2:52.385	47.017	1:21.806	43.562	184.6	12:35.818								
5	1	3:02.570	47.179	1:22.592	52.799	192.2	15:38.388								
6	2	4:29.662	2:21.092	1:22.926	45.644	185.2	20:08.050								
<b>97</b>		<b>ASTON MARTIN RACING</b>					Aston Martin Vantage V8								
		1. Adrian Fernandez					LMGTE Pro								
		2. Stefan Mücke					3. Darren Turner								
1	3	3:15.233	1:02.760	1:26.534	45.939	182.7	3:15.233								
2	3	2:52.761	48.216	1:20.990	43.555	207.3	6:07.994								
3	3	2:45.474	46.171	1:17.235	42.068	219.5	8:53.468								
4	3	2:55.409	46.638	1:18.180	50.591	190.8	11:48.877								
5	3	4:01.294	1:53.773	1:23.294	44.227	192.9	15:50.171								
6	3	2:52.678	47.545	1:21.118	44.015	213.0	18:42.849								