


FIA WEC
6 Hours of Spa-Francorchamps
Qualifying Practice

Sector Analysis

■ Personal Best ■ Session Best B Crossing the finish line in pit lane

Lap	D	Time	Sector 1	Sector 2	Sector 3	T. Spd	Elapsed	Lap	D	Time	Sector 1	Sector 2	Sector 3	T. Spd	Elapsed
1		AUDI SPORT TEAM JOEST		Audi R18 e-tron quattro		LMP1									
		1.Marcel Fässler		3.Benoit Tréluyer											
		2.André Lotterer													
1	1	41:20.558	...	1:01.433	34.261	268.7	41:20.558								
2	1	2:02.872	35.341	55.838	31.693	295.9	43:23.430								
3	1	2:02.232	35.430	55.313	31.489	297.5	45:25.662								
4	1	2:19.711 B	36.707	59.225	43.779	261.5	47:45.373								
2		AUDI SPORT TEAM JOEST		Audi R18 e-tron quattro		LMP1									
		1.Dindo Capello		3.Allan McNish											
		2.Tom Kristensen													
1	3	32:31.836	...	1:00.638	35.560	269.3	32:31.836								
2	3	2:01.967	35.268	55.298	31.401	294.3	34:33.803								
3	3	2:01.579	35.371	54.927	31.281	295.1	36:35.382								
4	3	2:16.534 B	35.262	57.009	44.263	295.1	38:51.916								
3		AUDI SPORT TEAM JOEST		Audi R18 Ultra		LMP1									
		1.Romain Dumas		3.Marc Gené											
		2.Loic Duval													
1	2	32:34.329	...	57.818	32.421	282.0	32:34.329								
2	2	2:02.705	35.376	55.779	31.550	295.9	34:37.034								
3	2	2:03.068	35.246	56.276	31.546	295.9	36:40.102								
4	2	2:13.372 B	35.277	55.564	42.531	296.7	38:53.474								
4		AUDI SPORT NORTH AMERICA		Audi R18 Ultra		LMP1									
		1.Marco Bonanomi													
		2.Oliver Jarvis													
1	1	32:23.606	...	59.784	33.298	282.7	32:23.606								
2	1	2:02.093	35.175	55.417	31.501	297.5	34:25.699								
3	1	2:09.533 B	35.139	55.486	38.908	296.7	36:35.232								
12		REBELLION RACING		Lola B12/60 Coupé - Toyota		LMP1									
		1.Nicolas Prost		3.Nick Heidfeld											
		2.Neel Jani													
1	2	33:13.219	...	1:02.460	41.636	266.0	33:13.219								
2	2	2:10.844	37.026	55.903	37.915	276.9	35:24.063								
3	2	2:04.234	36.473	55.196	32.565	278.4	37:28.297								
4	2	2:07.515	37.098	57.608	32.809	280.5	39:35.812								
5	2	2:15.815 B	36.541	57.255	42.019	278.4	41:51.627								
13		REBELLION RACING		Lola B12/60 Coupé - Toyota		LMP1									
		1.Andrea Belicchi													
		2.Harold Primat													
1	1	35:07.833	...	1:10.971	33.674	136.0	35:07.833								
2	1	2:05.078	36.694	55.589	32.795	276.2	37:12.911								
3	1	2:09.550	36.725	56.709	36.116	277.6	39:22.461								
4	1	2:19.480 B	36.623	56.243	46.614	276.9	41:41.941								
15		OAK RACING		Oak Pescarolo - Judd		LMP1									
		1.Guillaume Moreau		3.Dominik Kraihamer											
		2.Bertrand Baguette													
1	1	35:08.983	...	1:08.035	33.467	254.7	35:08.983								
2	1	2:07.504	37.425	56.838	33.241	273.4	37:16.487								
3	1	2:13.675	37.382	1:01.726	34.567	274.1	39:30.162								
4	1	2:08.010	37.420	57.138	33.452	272.7	41:38.172								
5	1	2:20.432	40.043	1:05.655	34.734	217.3	43:58.604								
6	1	2:08.411	37.703	57.261	33.447	272.0	46:07.015								
7	1	2:34.846 B	38.365	1:08.007	48.474	228.3	48:41.861								
17		PESCAROLO TEAM		Dome S102.5 - Judd		LMP1									
		1.Sébastien Bourdais													
		2.Nicolas Minassian													
1	1	34:14.154	...	1:04.031	33.887	222.7	34:14.154								
2	1	2:07.316	36.879	57.581	32.856	283.5	36:21.470								
3	1	2:06.954	36.795	57.293	32.926	280.5	38:28.424								
4	1	2:20.573 B	36.814	59.526	44.233	285.0	40:48.997								
21		STRAKKA RACING		HPD ARX 03a - Honda		LMP1									
		1.Nick Leventis		3.Jonny Kane											
		2.Danny Watts													
1	2	34:05.597	...	1:02.747	34.288	235.3	34:05.597								
2	2	2:04.636	36.727	55.360	32.549	277.6	36:10.233								
3	2	2:05.131	36.564	55.576	32.991	278.4	38:15.364								
4	2	2:12.582 B	36.695	55.805	40.082	277.6	40:27.946								
22		JRM		HPD ARX 03a - Honda		LMP1									
		1.David Brabham		3.Peter Dumbreck											
		2.Karun Chandhok													
1	2	34:00.360	...	1:01.080	39.928	232.8	34:00.360								
2	2	2:06.946	36.653	57.530	32.763	285.7	36:07.306								
3	2	2:19.104	36.926	1:04.951	37.227	286.5	38:26.410								
4	2	2:07.374	36.338	58.336	32.700	288.8	40:33.784								
5	2	2:34.148 B	36.257	1:05.511	52.380	287.2	43:07.932								
23		SIGNATECH NISSAN		Oreca 03 - Nissan		LMP2									
		1.Franck Mailleux		3.Jordan Tresson											
		2.Olivier Lombard													
1	2	34:50.453	...	1:00.379	34.512	256.5	34:50.453								
2	2	2:12.078	38.314	59.456	34.308	262.1	37:02.531								
3	2	2:21.036	39.434	1:04.639	36.963	258.4	39:23.567								
4	2	2:12.706	38.476	59.850	34.380	263.4	41:36.273								
5	2	2:12.355	38.451	59.471	34.433	263.4	43:48.628								
6	2	2:20.879 B	38.295	59.563	43.021	263.4	46:09.507								
24		OAK RACING		Morgan - Judd		LMP2									
		1.Jacques Nicolet		3.Olivier Pla											
		2.Matthieu Lahaye													
1	3	34:33.338	...	1:08.137	38.323	254.7	34:33.338								
2	3	2:10.311	38.169	58.406	33.736	266.7	36:43.649								
3	3	2:17.343	37.883	1:04.785	34.675	268.0	39:00.992								
4	3	2:09.656	38.044	57.856	33.756	267.3	41:10.648								
5	3	2:09.814	37.908	57.945	33.961	267.3	43:20.462								
6	3	2:31.248 B	42.914	1:03.446	44.888	262.1	45:51.710								
25		ADR-DELTA		Oreca 03 - Nissan		LMP2									
		1.John Martin		3.Tor Graves											
		2.Robbie Kerr													
1	1	35:25.854	...	1:08.055	37.175	204.9	35:25.854								
2	1	2:09.437	37.874	57.812	33.751	266.7	37:35.291								
3	1	2:19.325	39.686	1:05.092	34.547	236.3	39:54.616								
4															




FIA WEC
6 Hours of Spa-Francorchamps
Qualifying Practice

Sector Analysis

Personal Best Session Best B Crossing the finish line in pit lane

Lap	D	Time	Sector 1	Sector 2	Sector 3	T. Spd	Elapsed	Lap	D	Time	Sector 1	Sector 2	Sector 3	T. Spd	Elapsed
28 GULF RACING MIDDLE EAST Lola B12/80 Coupé - Nissan															
1. Fabien Giroix 3. Stefan Johansson LMP2															
2. Maxime Jousse															
1	3	33:18.098	...	1:04.782	35.188	225.9	33:18.098	1	3	37:04.505	...	1:00.612	34.919	240.5	37:04.505
2	3	2:31.321	38.521	59.901	52.899	267.3	35:49.419	2	3	2:12.669	38.725	59.350	34.594	260.9	39:17.174
3	3	2:14.297	39.580	1:00.281	34.436	266.0	38:03.716	3	3	2:11.667	38.616	58.607	34.444	260.2	41:28.841
4	3	2:25.960	39.361	1:02.932	43.667	262.8	40:29.676	4	3	2:11.668	38.587	58.634	34.447	261.5	43:40.509
5	3	4:52.449	3:05.571	1:01.842	45.036	264.1	45:22.125	5	3	2:24.854	38.811	1:10.440	35.603	261.5	46:05.363
29 GULF RACING MIDDLE EAST Lola B12/80 Coupé - Nissan															
1. Frédéric Fatien 3. Jean-Denis Deletraz LMP2															
2. Keiko Ihara															
1	3	33:43.647	...	1:08.628	35.834	215.6	33:43.647	6	3	2:16.336	39.462	1:01.780	35.094	260.2	45:08.619
2	3	2:16.549	39.587	1:02.174	34.788	258.4	36:00.196	7	3	2:15.787	39.293	1:01.637	34.857	259.6	47:24.406
3	3	2:16.933	39.202	1:01.280	36.451	260.2	38:17.129	8	3	2:15.537	39.233	1:01.450	34.854	259.6	49:39.943
4	3	2:17.332	39.405	1:02.217	35.710	260.2	40:34.461	9	3	2:37.678	44.624	1:05.274	47.780	209.3	52:17.621
5	3	2:17.822	39.685	1:02.858	35.279	259.0	42:52.283								
31 LOTUS Lola B12/80 Coupé - Lotus															
1. Thomas Holzer 3. Renger Van Der Zande LMP2															
2. Mirco Schultis															
1	3	35:36.523	...	1:04.680	35.758	156.1	35:36.523								
2	3	2:10.120	38.304	57.803	34.013	264.1	37:46.643								
3	3	2:09.833	38.060	57.870	33.903	266.0	39:56.476								
4	3	2:10.555	38.004	58.395	34.156	265.4	42:07.031								
5	3	2:36.501	47.340	1:10.291	38.870	211.8	44:43.532								
6	3	2:30.444	38.163	58.291	53.990	264.1	47:13.976								
32 LOTUS Lola B12/80 Coupé - Lotus															
1. Luca Moro 3. James Rossiter LMP2															
2. Kevin Weeda															
1	3	34:46.974	...	1:03.015	35.645	259.6	34:46.974								
2	3	2:09.343	38.194	57.592	33.557	266.0	36:56.317								
3	3	2:09.389	38.140	57.616	33.633	265.4	39:05.706								
4	3	2:24.516	37.876	57.760	48.880	267.3	41:30.222								
5	3	4:34.378	2:56.708	1:02.223	35.447	198.2	46:04.600								
6	3	2:10.014	38.028	58.153	33.833	266.7	48:14.614								
7	3	2:24.287	38.012	1:00.737	45.538	267.3	50:38.901								
35 OAK RACING Morgan - Judd LMP2															
1. David Heinemeir Hansson															
2. Bas Leinders															
1	2	33:50.472	...	1:03.453	39.079	255.3	33:50.472								
2	2	2:14.782	41.860	58.853	34.069	232.3	36:05.254								
3	2	2:10.946	38.166	58.219	34.561	264.7	38:16.200								
4	2	2:11.280	38.221	59.030	34.029	266.7	40:27.480								
5	2	2:11.254	38.084	58.928	34.242	266.0	42:38.734								
6	2	2:10.875	38.010	58.775	34.090	266.0	44:49.609								
7	2	2:27.146	38.088	58.838	50.220	266.7	47:16.755								
38 JOTA Zytek Z11SN - Nissan LMP2															
1. Simon Dolan															
2. Sam Hancock															
1	2	33:36.925	...	1:01.231	34.735	251.2	33:36.925								
40 RACE PERFORMANCE Oreca 03 - Judd LMP2															
1. Michel Frey 3. Ralph Meichtry															
2. Jonathan Hirschi															
1	3	37:04.505	...	1:00.612	34.919	240.5	37:04.505								
2	3	2:12.669	38.725	59.350	34.594	260.9	39:17.174								
3	3	2:11.667	38.616	58.607	34.444	260.2	41:28.841								
4	3	2:11.668	38.587	58.634	34.447	261.5	43:40.509								
5	3	2:24.854	38.811	1:10.440	35.603	261.5	46:05.363								
6	3	2:12.309	38.629	59.061	34.619	262.1	48:17.672								
7	3	2:21.313	38.783	59.116	43.414	261.5	50:38.985								
41 GREAVES MOTORSPORT Zytek Z11SN - Nissan LMP2															
1. Christian Zugel 3. Elton Julian															
2. Ricardo Gonzalez															
1	3	34:19.335	...	1:01.607	34.450	219.5	34:19.335								
2	3	2:10.656	37.879	58.834	33.943	264.1	36:29.991								
3	3	2:10.678	37.814	58.814	34.050	265.4	38:40.669								
4	3	2:31.845	38.106	1:08.819	44.920	266.0	41:12.514								
5	3	5:35.106	3:58.892	1:01.581	34.633	256.5	46:47.620								
6	3	2:11.786	38.033	59.569	34.184	264.7	48:59.406								
7	3	2:30.297	40.073	1:04.004	46.220	260.2	51:29.703								
43 EXTREME LIMITE ARIC Norma M200P - Judd LMP2															
1. Philippe Thirion															
2. Philippe Haezebrouck															
1	2	32:35.616	...	1:08.855	37.929	198.2	32:35.616								
2	2	2:19.767	40.604	1:03.354	35.809	253.5	34:55.383								
3	2	2:17.888	39.811	1:02.445	35.632	258.4	37:13.271								
4	2	2:17.810	39.383	1:02.533	35.894	260.2	39:31.081								
5	2	2:17.863	39.612	1:02.792	35.459	257.8	41:48.944								
6	2	2:36.523	40.629	1:08.948	46.946	258.4	44:25.467								
7	2	4:51.843	3:08.681	1:06.883	36.279	249.4	49:17.310								
8	2	2:18.656	39.828	1:03.082	35.746	257.1	51:35.966								
44 STARWORKS MOTORSPORTS HPD ARX 03b - Honda LMP2															
1. Vicente Potolicchio 3. Stéphane Sarrazin															
2. Ryan Dalziel															
1	1	33:28.567	...	1:01.823	34.233	240.5	33:28.567								
2	1	2:11.900	38.558	59.245	34.097	262.8	35:40.467								
3	1	2:11.185	38.327	58.899	33.959	263.4	37:51.652								
4	1	2:11.844	38.467	59.232	34.145	264.7	40:03.496								
5	1	2:46.623	38.551	1:10.869	57.203	263.4	42:50.119								
45 BOUTSEN GINION RACING Oreca 03 - Nissan LMP2															
1. Jack Clarke 3. Jens Petersen															
2. Bastien Brière															
1	1	33:01.643	...	1:01.634	34.801	235.8	33:01.643								
2	1	2:11.986	38.388	59.594	34.004	263.4	35:13.629								
3	1	2:11.052	38.166	58.986	33.900	264.1	37:24.681								
4	1	2:11.531	38.243	58.965	34.323	264.7	39:36.212								
5	1	2:14.755	38.228	1:00.019	36.508	265.4	41:50.967								
6	1	2:11.712	38.299	59.313	34.100	263.4	44:02.679								
7	1	2:11.147	38.239	58.956	33.952	264.7	46:13.826								
8	1	2:11.538	38.322	58.994	34.222	264.1	48:25.364								
9	1	2:36.673	47.653	1:05.039	43.981	217.7	51:02.037								




FIA WEC 6 Hours of Spa-Francorchamps Qualifying Practice

Sector Analysis

■ Personal Best
 ■ Session Best
 ■ Crossing the finish line in pit lane

Lap	D	Time	Sector 1	Sector 2	Sector 3	T. Spd	Elapsed	Lap	D	Time	Sector 1	Sector 2	Sector 3	T. Spd	Elapsed	
48	MURPHY PROTOTYPES 1. Jody Firth 2. Warren Hughes 3. Brendon Hartley Oreca 03 - Nissan LMP2							7	1	2:27.265	41.785	1:07.648	37.832	247.1	18:58.160	
	8	1	2:27.534	42.166	1:07.630	37.738	245.5	21:25.694								
	9	1	2:40.033 B	44.823	1:09.824	45.386	158.6	24:05.727								
	1	2	32:57.250	...	1:02.459	35.229	239.5	32:57.250								
	2	2	2:11.509	38.412	59.050	34.047	264.1	35:08.759								
	3	2	2:17.796	38.560	1:02.363	36.873	263.4	37:26.555								
	4	2	2:11.406	38.342	58.949	34.115	264.1	39:37.961								
	5	2	2:11.266	38.201	58.877	34.188	265.4	41:49.227								
	6	2	2:22.411	41.529	1:06.010	34.872	225.9	44:11.638								
49	PECOM RACING 1. Luis Perez Companc 2. Soheil Ayari 3. Pierre Kaffer Oreca 03 - Nissan LMP2							7	2	2:11.620	38.438	58.913	34.269	263.4	46:23.258	
	8	2	2:38.767 B	45.744	1:05.011	48.012	240.0	49:02.025								
	1	2	32:47.085	...	1:00.674	34.343	257.1	32:47.085								
	2	2	2:11.136	38.459	58.832	33.845	265.4	34:58.221								
	3	2	2:09.965	37.920	58.085	33.960	268.7	37:08.186								
	4	2	2:18.399	38.190	1:05.183	35.026	266.7	39:26.585								
	5	2	2:10.368	38.167	58.192	34.009	269.3	41:36.953								
	6	2	2:24.051 B	37.993	1:02.103	43.955	271.4	44:01.004								
	50	LARBRE COMPETITION 1. Patrick Bornhauser 2. Julien Canal 3. Fernando Rees Chevrolet Corvette C6-ZR1 LMGTE Am							7	3	2:22.062	40.712	1:04.829	36.521	250.6	17:40.138
8		3	2:41.655 B	42.202	1:09.463	49.990	246.0	20:21.793								
1		2	4:29.392	2:34.973	1:10.933	43.486	222.2	4:29.392								
2		2	2:30.353	41.392	1:11.628	37.333	252.3	6:59.745								
3		2	2:23.523	40.802	1:05.576	37.145	255.3	9:23.268								
4		2	2:22.534	40.772	1:05.299	36.463	252.9	11:45.802								
5		2	2:41.531	44.775	1:15.087	41.669	216.9	14:27.333								
6		2	2:55.735 B	41.500	1:07.696	1:06.539	251.7	17:23.068								
51		AF CORSE 1. Giancarlo Fisichella 2. Gianmaria Bruni Ferrari F458 Italia LMGTE Pro							7	3	2:19.832	40.245	1:03.728	35.859	253.5	7:32.743
	8	3	2:22.893 B	57.147	1:24.461	1:01.285	160.5	24:49.982								
	1	1	7:41.147	5:59.034	1:05.527	36.586	225.9	7:41.147								
	2	1	2:20.828	40.390	1:04.428	36.010	256.5	10:01.975								
	3	1	2:20.324	40.081	1:04.230	36.013	257.1	12:22.299								
	4	1	2:20.143	40.058	1:04.151	35.934	257.1	14:42.442								
	5	1	2:24.757	39.992	1:06.587	38.178	260.2	17:07.199								
	6	1	2:32.270 B	40.199	1:05.880	46.191	259.6	19:39.469								
	55	JWA-AVILA 1. Joël Camathias 2. Markus Palmtala 3. Paul Daniels Porsche 911 RSR (997) LMGTE Am							7	3	2:22.552	40.592	1:05.521	36.429	258.4	17:02.745
8		3	3:02.081 B	51.986	1:15.357	54.738	192.9	22:27.378								
1		2	6:16.838	4:30.078	1:09.006	37.754	235.8	6:16.838								
2		2	2:24.177	41.254	1:05.985	36.938	251.2	8:41.015								
3		2	2:24.035	41.193	1:06.043	36.799	250.6	11:05.050								
4		2	2:24.660	41.317	1:06.437	36.906	250.6	13:29.710								
5		2	3:02.011 B	50.710	1:15.927	55.374	191.2	16:31.721								
57		KROHN RACING 1. Tracy Krohn 2. Niclas Jönsson 3. Michele Rugolo Ferrari F458 Italia LMGTE Am							7	3	2:22.889	40.619	1:05.577	36.693	255.3	9:35.694
		8	3	3:02.081 B	51.986	1:15.357	54.738	192.9	22:27.378							
	1	1	4:13.889	2:25.847	1:09.185	38.857	237.9	4:13.889								
	2	1	2:28.918	42.886	1:08.073	37.959	244.9	6:42.807								
	3	1	2:27.112	41.841	1:07.419	37.852	246.0	9:09.919								
	4	1	2:27.230	41.954	1:07.445	37.831	245.5	11:37.149								
	5	1	2:26.763	42.011	1:07.238	37.514	245.5	14:03.912								
	6	1	2:26.983	42.058	1:07.366	37.559	246.0	16:30.895								
	58	LUXURY RACING 1. Pierre Ehret 2. Franck Montcalvo 3. Gunnar Jeannette Ferrari F458 Italia LMGTE Am							7	3	2:19.770	40.273	1:03.594	35.903	254.7	9:52.513
8		3	2:41.655 B	42.202	1:09.463	49.990	246.0	20:21.793								
1		3	3:17.755	1:32.133	1:08.225	37.397	229.3	3:17.755								
2		3	2:23.109	41.271	1:04.932	36.906	247.1	5:40.864								
3		3	2:22.563	40.823	1:05.072	36.668	249.4	8:03.427								
4		3	2:22.139	40.885	1:04.794	36.460	248.8	10:25.566								
5		3	2:29.182	40.774	1:08.706	39.702	250.6	12:54.748								
6		3	2:23.328	40.729	1:05.894	36.705	250.0	15:18.076								
7		3	2:22.062	40.712	1:04.829	36.521	250.6	17:40.138								
59	LUXURY RACING 1. Frédéric Makowiecki 2. Jaime Melo Ferrari F458 Italia LMGTE Pro							7	3	2:22.062	40.712	1:04.829	36.521	250.6	17:40.138	
	8	3	2:41.655 B	42.202	1:09.463	49.990	246.0	20:21.793								
	1	1	2:52.745	1:11.083	1:05.074	36.588	238.9	2:52.745								
	2	1	2:20.166	40.454	1:03.776	35.936	253.5	5:12.911								
	3	1	2:19.832	40.245	1:03.728	35.859	253.5	7:32.743								
	4	1	2:19.770	40.273	1:03.594	35.903	254.7	9:52.513								
	5	1	2:40.458	51.520	1:12.442	36.496	146.5	12:32.971								
	6	1	2:34.996 B	40.278	1:10.986	43.732	255.3	15:07.967								
	61	AF CORSE-WALTRIP 1. Robert Kauffman 2. Brian Vickers 3. Rui Aguas Ferrari F458 Italia LMGTE Am							7	3	2:23.116	40.841	1:05.524	36.751	251.7	19:03.709
8		3	2:23.380	40.638	1:05.981	36.761	252.3	21:27.089								
1		3	4:21.121	1:54.457	1:46.863	39.801	156.1	4:21.121								
2		3	2:28.057	43.075	1:07.264	37.718	244.3	6:49.178								
3		3	2:24.396	41.888	1:05.645	36.863	247.1	9:13.574								
4		3	2:24.206	41.366	1:05.874	36.966	249.4	11:37.780								
5		3	2:38.658	47.245	1:12.098	39.315	219.5	14:16.438								
6		3	2:24.155	41.189	1:06.114	36.852	250.0	16:40.593								
7		3	2:23.116	40.841	1:05.524	36.751	251.7	19:03.709								
67	IMSA PERFORMANCE MATMUT 1. Nicolas Armindo 2. Raymond Narac 3. Anthony Pons Porsche 911 RSR (997) LMGTE Am							7	3	2:23.380	40.638	1:05.981	36.761	252.3	21:27.089	
	8	3	2:23.380	40.638	1:05.981	36.761	252.3	21:27.089								
	1	1	12:13.626	...	1:06.410	36.408	249.4	12:13.626								
	2	1	2:22.676	40.821	1:05.217	36.638	255.3	14:36.302								
	3	1	2:21.640	40.566	1:04.885	36.189	257.1	16:57.942								
	4	1	2:21.969	40.528	1:05.314	36.127	256.5	19:19.911								
	5	1	2:40.293 B	40.644	1:08.024	51.625	255.3	22:00.204								
	70	LARBRE COMPETITION 1. Jean-Philippe Belloc 2. Christophe Bourret Chevrolet Corvette C6-ZR1 LMGTE Am							7	3	2:22.889	40.619	1:05.577	36.693	255.3	9:35.694
		8	3	3:02.081 B	51.986	1:15.357	54.738	192.9	22:27.378							
1		1	4:42.572	2:55.829	1:08.750	37.993	230.3	4:42.572								
2		1	2:30.233	40.936	1:07.962	41.335	255.3	7:12.805								
3		1	2:22.889	40.619	1:05.577	36.693	255.3	9:35.694								
4		1	2:22.591	40.547	1:05.553	36.491	257.8	11:58.285								
5		1	2:41.918	40.897	1:19.495	41.526	196.4	14:40.203								
6		1	2:22.542	40.592	1:05.521	36.429	258.4	17:02.745								
7		1	2:22.552	40.309	1:05.694	36.549	259.0	19:25.297								



FIA WEC

6 Hours of Spa-Francorchamps

Qualifying Practice

Sector Analysis

■ Personal Best
 ■ Session Best
 ■ B Crossing the finish line in pit lane

Lap	D	Time	Sector 1	Sector 2	Sector 3	T. Spd	Elapsed	Lap	D	Time	Sector 1	Sector 2	Sector 3	T. Spd	Elapsed
71		AF CORSE		Ferrari F458 Italia		LMGTE Pro									
		1. Andrea Bertolini													
		2. Olivier Beretta													
1	1	5:09.373	3:23.371	1:08.492	37.510	238.9	5:09.373								
2	1	2:33.929	43.744	1:12.954	37.231	161.9	7:43.302								
3	1	2:21.068	40.322	1:04.573	36.173	257.8	10:04.370								
4	1	2:21.136	40.267	1:04.666	36.203	256.5	12:25.506								
5	1	2:20.885	40.133	1:04.607	36.145	257.8	14:46.391								
6	1	2:30.787	42.063	1:11.113	37.611	228.3	17:17.178								
7	1	2:36.011 B	40.318	1:06.805	48.888	257.1	19:53.189								
77		TEAM FELBERMAYR-PROTON		Porsche 911 RSR (997)		LMGTE Pro									
		1. Marc Lieb													
		2. Richard Lietz													
1	1	7:05.954	5:19.984	1:09.104	36.866	231.8	7:05.954								
2	1	2:20.251	40.226	1:04.175	35.850	258.4	9:26.205								
3	1	2:20.299	39.923	1:04.244	36.132	259.6	11:46.504								
4	1	2:21.091	40.146	1:04.464	36.481	258.4	14:07.595								
5	1	2:32.000 B	40.087	1:06.235	45.678	258.4	16:39.595								
81		AF CORSE		Ferrari F458 Italia		LMGTE Am									
		1. Piergiuseppe Perazzini		3. Matt Griffin											
		2. Marco Cioci													
1	2	6:08.557	4:23.102	1:07.620	37.835	232.3	6:08.557								
2	2	2:24.021	41.212	1:06.083	36.726	248.8	8:32.578								
3	2	2:22.516	41.101	1:04.949	36.466	248.8	10:55.094								
4	2	2:21.975	40.745	1:04.714	36.516	250.0	13:17.069								
5	2	2:22.067	40.738	1:04.851	36.478	250.6	15:39.136								
6	2	2:22.166	40.723	1:04.891	36.552	251.7	18:01.302								
7	2	2:52.899 B	43.864	1:15.384	53.651	194.9	20:54.201								
88		TEAM FELBERMAYR-PROTON		Porsche 911 RSR (997)		LMGTE Am									
		1. Christian Ried		3. Paolo Ruberti											
		2. Gianluca Roda													
1	1	4:04.023	2:15.886	1:09.512	38.625	232.8	4:04.023								
2	1	2:26.065	41.583	1:07.416	37.066	250.6	6:30.088								
3	1	2:25.499	41.397	1:07.170	36.932	251.2	8:55.587								
4	1	2:25.358	41.484	1:06.976	36.898	251.2	11:20.945								
5	1	2:33.719	43.667	1:11.042	39.010	226.4	13:54.664								
6	1	2:25.929	41.743	1:07.348	36.838	248.8	16:20.593								
7	1	2:43.300 B	42.789	1:12.207	48.304	212.2	19:03.893								
97		ASTON MARTIN RACING		Aston Martin Vantage V8		LMGTE Pro									
		1. Adrian Fernandez		3. Darren Turner											
		2. Stefan Mücke													
1	2	4:53.164	3:04.959	1:09.672	38.533	199.6	4:53.164								
2	2	2:20.525	40.542	1:04.145	35.838	254.7	7:13.689								
3	2	2:28.988	43.923	1:08.069	36.996	217.3	9:42.677								
4	2	2:20.446	40.396	1:04.227	35.823	255.9	12:03.123								
5	2	2:20.227	40.127	1:04.243	35.857	256.5	14:23.350								
6	2	2:30.945 B	40.480	1:05.939	44.526	254.1	16:54.295								