


FIA WEC
6 Hours of Spa-Francorchamps
Free Practice 3
Sector Analysis

■ Personal Best ■ Session Best B Crossing the finish line in pit lane


Lap	D	Time	Sector 1	Sector 2	Sector 3	T. Spd	Elapsed	Lap	D	Time	Sector 1	Sector 2	Sector 3	T. Spd	Elapsed
1 AUDI SPORT TEAM JOEST Audi R18 e-tron quattro LMP1 1. Marcel Fässler 3. Benoit Tréluyer 2. André Lotterer								7	3	2:10.129	35.443	59.404	35.282	296.7	15:07.849
1	2	3:10.867	1:32.388	1:05.822	32.657	269.3	3:10.867	8	3	2:05.982	36.501	57.613	31.868	293.5	17:13.831
2	2	2:06.434	36.273	57.930	32.231	294.3	5:17.301	9	3	2:13.934 B	35.524	59.438	38.972	297.5	19:27.765
3	2	2:03.344	35.490	56.123	31.731	295.1	7:20.645	10	2	8:18.981 B	6:09.128	1:18.630	51.223	170.6	27:46.746
4	2	2:03.261	35.410	56.277	31.574	296.7	9:23.906	11	2	10:31.572 B	8:45.516	1:03.147	42.909	249.4	38:18.318
5	2	2:04.650	35.595	56.898	32.157	296.7	11:28.556	12	2	3:15.641	1:44.537	57.604	33.500	285.7	41:33.959
6	2	2:06.897	35.491	57.275	34.131	296.7	13:35.453	13	2	2:02.942	35.367	55.545	32.030	295.9	43:36.901
7	2	2:12.015 B	36.926	56.800	38.289	294.3	15:47.468	14	2	2:05.835	35.841	57.112	32.882	296.7	45:42.736
8	2	9:03.567	7:15.194	1:05.058	43.315	254.7	24:51.035	15	2	2:05.705	35.396	56.319	33.990	296.7	47:48.441
9	2	2:25.166	38.677	1:03.892	42.597	244.3	27:16.201	16	2	2:05.755	36.278	57.741	31.736	283.5	49:54.196
10	2	2:18.671	42.801	1:00.451	35.419	252.3	29:34.872	17	2	2:04.800	35.520	57.486	31.794	294.3	51:58.996
11	2	2:11.549	39.225	58.921	33.403	276.9	31:46.421	18	2	2:05.790	35.877	57.729	32.184	295.1	54:04.786
12	2	2:20.141 B	37.386	59.154	43.601	288.8	34:06.562	19	2	2:06.759	36.692	58.105	31.962	295.1	56:11.545
13	1	4:35.500	2:58.843	1:03.355	33.302	263.4	38:42.062	20	2	2:05.984	35.363	58.613	32.008	296.7	58:17.529
14	1	2:07.214	36.125	58.929	32.160	292.7	40:49.276	21	2	2:49.206 B	35.257	1:06.344	1:07.605	298.3	1:01:06.735
15	1	2:04.759	35.611	57.170	31.978	295.9	42:54.035								
16	1	2:06.226	35.572	58.320	32.334	295.9	45:00.261	4 AUDI SPORT NORTH AMERICA Audi R18 Ultra LMP1 1. Marco Bonanomi 2. Oliver Jarvis							
17	1	2:05.794	35.523	58.441	31.830	295.9	47:06.055	1	1	2:12.780	41.514	58.610	32.656	268.0	2:12.780
18	1	2:10.023 B	35.378	56.615	38.030	295.9	49:16.078	2	1	2:03.557	35.774	56.229	31.554	295.9	4:16.337
19	1	3:18.102	1:48.540	57.251	32.311	291.9	52:34.180	3	1	2:02.328	35.330	55.454	31.544	297.5	6:18.665
20	1	2:01.998	35.327	55.322	31.349	297.5	54:36.178	4	1	2:04.925	35.467	57.080	32.378	295.9	8:23.590
21	1	2:02.283	35.174	55.521	31.588	295.9	56:38.461	5	1	2:08.910	35.977	59.792	33.141	302.5	10:32.500
22	1	2:07.563	35.079	58.072	34.412	295.9	58:46.024	6	1	2:11.753 B	36.238	57.124	38.391	291.9	12:44.253
								7	1	3:39.492	2:09.516	57.766	32.210	279.8	16:23.745
								8	1	2:07.820	35.363	59.895	32.562	288.8	18:31.565
								9	1	2:02.927	35.476	55.707	31.744	295.9	20:34.492
								10	1	2:05.750	35.679	57.789	32.282	295.1	22:40.242
								11	1	2:13.925	35.783	59.051	39.091	295.9	24:54.167
								12	1	2:50.753 B	37.919	1:15.506	57.328	235.3	27:44.920
								13	2	11:25.105	9:43.402	1:06.456	35.247	244.3	39:10.025
								14	2	2:10.766	37.726	59.923	33.117	288.0	41:20.791
								15	2	2:07.478	36.403	58.084	32.991	291.9	43:28.269
								16	2	2:10.087	36.044	59.295	34.748	291.9	45:38.356
								17	2	2:19.927 B	37.349	58.535	44.043	290.3	47:58.283
								18	2	3:24.792	1:33.279	1:13.589	37.924	282.0	51:23.075
								19	2	2:20.738	40.646	1:04.092	36.000	260.9	53:43.813
								20	2	2:11.959	37.702	1:01.884	32.373	234.8	55:55.772
								21	2	2:08.646	36.085	1:00.422	32.139	288.0	58:04.418
								22	2	2:46.590 B	35.960	1:12.941	57.689	283.5	1:00:51.008
								12 REBELLION RACING Lola B12/60 Coupé - Toyota LMP1 1. Nicolas Prost 3. Nick Heidfeld 2. Neel Jani							
								1	1	2:47.963	1:12.632	1:00.855	34.476	243.8	2:47.963
								2	1	2:11.344	37.866	59.028	34.450	272.7	4:59.307
								3	1	2:10.455	37.758	59.596	33.101	237.4	7:09.762
								4	1	2:10.671	37.351	1:00.261	33.059	275.5	9:20.433
								5	1	2:09.487	37.695	57.984	33.808	276.2	11:29.920
								6	1	2:08.653	37.151	58.167	33.335	276.9	13:38.573
								7	1	2:11.478	39.836	58.130	33.512	270.0	15:50.051
								8	1	2:08.499	37.114	57.800	33.585	276.9	17:58.550
								9	1	2:07.919	37.067	57.754	33.098	276.9	20:06.469
								10	1	2:19.898 B	37.062	58.677	44.159	276.9	22:26.367
								11	2	5:05.593	3:14.215	1:10.720	40.658	201.1	27:31.960
								12	2	2:27.805	46.206	1:04.555	37.044	219.5	29:59.765
								13	2	2:14.516	41.038	59.694	33.784	262.8	32:14.281
								14	2	2:09.675	37.501	59.006	33.168	273.4	34:23.956
2 AUDI SPORT TEAM JOEST Audi R18 e-tron quattro LMP1 1. Dindo Capello 3. Allan McNish 2. Tom Kristensen															
1	1	2:39.064	59.223	1:05.255	34.586	247.7	2:39.064								
2	1	2:12.986	38.886	1:00.187	33.913	267.3	4:52.050								
3	1	2:09.028	36.816	58.620	33.592	288.8	7:01.078								
4	1	2:09.917	36.892	1:00.349	32.676	291.1	9:10.995								
5	1	2:05.720	36.316	57.299	32.105	290.3	11:16.715								
6	1	2:16.413	36.041	1:03.327	37.045	291.9	13:33.128								
7	1	2:06.405	36.123	58.317	31.965	291.9	15:39.533								
8	1	2:16.640 B	36.561	59.721	40.358	288.8	17:56.173								
9	1	4:38.080 B	2:24.758	1:25.917	47.405	255.3	22:34.253								
10	3	11:31.361 B	9:42.893	1:04.596	43.872	240.5	34:05.614								
11	3	4:00.460	2:25.486	1:01.730	33.244	236.8	38:06.074								
12	3	2:08.606	36.286	58.273	34.047	289.5	40:14.680								
13	3	2:13.758	35.859	1:02.993	34.906	288.0	42:28.438								
14	3	2:07.960	36.072	59.590	32.298	291.1	44:36.398								
15	3	2:12.723 B	35.871	57.638	39.214	291.9	46:49.121								
16	3	3:37.114	2:01.632	57.236	38.246	286.5	50:26.235								
17	3	2:03.607	35.108	56.807	31.692	293.5	52:29.842								
18	3	2:03.553	35.292	55.255	33.006	292.7	54:33.395								
19	3	2:04.149	35.328	56.982	31.839	292.7	56:37.544								
20	3	2:07.361	35.396	56.602	35.363	294.3	58:44.905								
3 AUDI SPORT TEAM JOEST Audi R18 Ultra LMP1 1. Romain Dumas 3. Marc Gené 2. Loic Duval															
1	3	2:28.922	52.204	1:03.396	33.322	225.9	2:28.922								
2	3	2:06.533	36.009	58.666	31.858	295.9	4:35.455								
3	3	2:02.726	35.533	55.608	31.585	295.9	6:38.181								
4	3	2:04.675	36.232	56.677	31.766	291.1	8:42.856								
5	3	2:04.568	35.470	57.296	31.802	296.7	10:47.424								
6	3	2:10.296	36.876	1:01.048	32.372	291.1	12:57.720								



FIA WEC
6 Hours of Spa-Francorchamps
Free Practice 3
Sector Analysis

Personal Best Session Best B Crossing the finish line in pit lane


Lap	D	Time	Sector 1	Sector 2	Sector 3	T. Spd	Elapsed	Lap	D	Time	Sector 1	Sector 2	Sector 3	T. Spd	Elapsed
13 REBELLION RACING Lola B12/60 Coupé - Toyota LMP1 1.Andrea Belicchi 2.Harold Primat															
1	1	3:16.253	1:35.809	1:04.771	35.673	227.4	3:16.253								
2	1	2:13.191	39.263	1:00.649	33.279	267.3	5:29.444								
3	1	2:15.351	38.269	1:01.376	35.706	247.7	7:44.795								
4	1	2:14.653	37.475	1:02.258	34.920	277.6	9:59.448								
5	1	2:20.427 B	37.360	1:00.212	42.855	275.5	12:19.875								
6	1	4:43.538	3:05.365	1:02.501	35.672	270.7	17:03.413								
7	1	2:05.767	36.786	56.050	32.931	276.2	19:09.180								
8	1	2:07.562	36.785	57.778	32.999	274.8	21:16.742								
9	1	2:16.487	36.932	1:01.830	37.725	268.7	23:33.229								
10	1	2:52.123 B	36.854	1:02.965	1:12.304	275.5	26:25.352								
11	2	16:30.001	...	1:03.254	35.269	236.8	42:55.353								
12	2	2:15.534	38.661	1:01.192	35.681	272.7	45:10.887								
13	2	2:24.367	37.816	1:07.590	38.961	274.8	47:35.254								
14	2	2:10.650	37.896	59.160	33.594	273.4	49:45.904								
15	2	2:09.478	37.837	58.389	33.252	275.5	51:55.382								
16	2	2:09.999	37.583	58.770	33.646	275.5	54:05.381								
17	2	2:12.081	39.136	58.443	34.502	274.1	56:17.462								
18	2	2:14.211	39.431	1:01.055	33.725	268.0	58:31.673								
19	2	2:44.431 B	37.616	1:02.679	1:04.136	274.1	1:01:16.104								
15 OAK RACING Oak Pescarolo - Judd LMP1 1.Guillaume Moreau 2.Bertrand Baguette 3.Dominik Kraihamer															
1	3	2:37.303	51.767	1:08.508	37.028	236.8	2:37.303								
2	3	2:20.988	41.133	1:04.665	35.190	265.4	4:58.291								
3	3	2:25.468 B	38.525	1:04.784	42.159	248.8	7:23.759								
4	3	7:43.206	6:06.196	1:02.014	34.996	270.7	15:06.965								
5	3	2:10.523	37.486	59.574	33.463	274.8	17:17.488								
6	3	2:11.378	37.231	1:00.440	33.707	277.6	19:28.866								
7	3	2:11.043	37.414	1:00.130	33.499	274.8	21:39.909								
8	3	2:11.010	37.430	58.989	34.591	273.4	23:50.919								
9	3	2:43.159 B	37.464	1:05.177	1:00.518	275.5	26:34.078								
10	3	4:21.070	2:38.645	1:06.585	35.840	211.8	30:55.148								
11	3	2:15.586	39.795	1:00.907	34.884	266.0	33:10.734								
12	3	2:15.223	37.943	1:03.562	33.718	270.0	35:25.957								
13	3	2:17.149 B	37.579	59.068	40.502	273.4	37:43.106								
14	3	4:01.330	2:25.389	1:01.974	33.967	237.9	41:44.436								
15	3	2:12.555	39.349	59.123	34.083	268.7	43:56.991								
16	3	2:16.273 B	37.852	58.678	39.743	272.7	46:13.264								
17	1	4:58.366	3:23.195	1:01.680	33.491	262.8	51:11.630								
18	1	2:11.035	38.815	59.161	33.059	266.0	53:22.665								
19	1	2:11.135	38.963	58.316	33.856	262.8	55:33.800								
20	1	2:08.629	37.586	57.831	33.212	274.8	57:42.429								
21	1	2:30.021 B	37.271	1:05.407	47.343	275.5	1:00:12.450								
17 PESCAROLO TEAM Dome S102.5 - Judd LMP1 1.Sébastien Bourdais 2.Nicolas Minassian															
1	2	2:38.039	54.816	1:05.881	37.342	226.4	2:38.039								
2	2	2:22.179 B	39.545	1:01.937	40.697	270.7	5:00.218								
3	2	4:13.554	2:34.539	1:05.314	33.701	238.4	9:13.772								
4	2	2:10.828	37.703	59.815	33.310	280.5	11:24.600								
5	2	2:10.673	37.278	59.167	34.228	282.7	13:35.273								
6	2	2:17.181 B	37.178	1:00.558	39.445	286.5	15:52.454								
7	2	6:33.945	4:57.049	1:02.905	33.991	268.7	22:26.399								
8	2	2:19.733	37.222	1:02.863	39.648	282.7	24:46.132								
9	2	2:31.770 B	38.953	1:07.090	45.727	269.3	27:17.902								
10	1	6:54.850 B	3:19.523	2:41.646	53.681	169.0	34:12.752								
11	1	8:47.683 B	6:39.102	1:12.443	56.138	162.2	43:00.435								
12	1	11:46.164 B	9:27.494	1:24.705	53.965	162.4	54:46.599								
13	1	5:42.089 B	3:22.015	1:25.141	54.933	208.9	1:00:28.688								
21 STRAKKA RACING HPD ARX 03a - Honda LMP1 1.Nick Leventis 2.Danny Watts 3.Jonny Kane															
1	3	3:15.086	1:29.643	1:09.141	36.302	236.3	3:15.086								
2	3	2:15.308	40.533	1:01.592	33.183	247.1	5:30.394								
3	3	2:13.932	37.190	1:00.413	36.329	274.8	7:44.326								
4	3	2:09.093	37.067	59.101	32.925	277.6	9:53.419								
5	3	2:08.445	37.332	58.171	32.942	274.8	12:01.864								
6	3	2:07.962	37.099	57.832	33.031	276.9	14:09.826								
7	3	2:22.776 B	38.420	1:02.288	42.068	274.1	16:32.602								
8	1	4:13.978	2:27.074	1:10.211	36.693	219.1	20:46.580								
9	1	2:19.785	40.000	1:04.922	34.863	265.4	23:06.365								
10	1	3:09.744 B	42.257	1:08.934	1:18.553	264.7	26:16.109								
11	1	9:25.563	7:31.937	1:14.443	39.183	222.2	35:41.672								
12	1	2:29.511	43.079	1:09.285	37.147	244.9	38:11.183								
13	1	2:42.544 B	41.451	1:10.991	50.102	251.2	40:53.727								
14	2	3:51.899	2:11.592	1:06.361	33.946	247.1	44:45.626								
15	2	2:08.697	37.422	58.148	33.127	272.7	46:54.323								
16	2	2:07.978	37.096	57.588	33.294	274.8	49:02.301								
17	2	2:18.153 B	40.123	58.186	39.844	264.1	51:20.454								
18	2	5:45.271	4:13.274	58.740	33.257	254.1	57:05.725								
19	2	2:18.378 B	36.790	59.499	42.089	274.1	59:24.103								
22 JRM HPD ARX 03a - Honda LMP1 1.David Brabham 2.Karun Chandhok 3.Peter Dumbreck															
1	3	3:07.584	1:22.159	1:09.427	35.998	213.0	3:07.584								
2	3	2:16.941	39.501	1:02.437	35.003	272.7	5:24.525								
3	3	2:18.696	39.419	1:03.310	35.967	274.8	7:43.221								
4	3	2:13.632	38.058	1:02.016	33.558	277.6	9:56.853								
5	3	2:12.805	37.963	1:00.843	33.999	281.2	12:09.658								
6	3	2:11.548	37.937	1:00.359	33.252	277.6	14:21.206								
7	3	2:11.161	38.197	59.980	32.984	279.1	16:32.367								
8	3	2:20.663 B	37.582	1:00.377	42.704	278.4	18:53.030								
9	3	7:55.846 B	5:46.177	1:12.428	57.241	262.1	26:48.876								
10	3	10:25.275	8:44.686	1:06.558	34.031	242.7	37:14.151								
11	3	2:14.927	38.128	1:02.942	33.857	276.9	39:29.078								
12	3	2:12.748	38.842	1:00.179	33.727	274.8	41:41.826								
13	3	2:10.111	37.226	1:00.047	32.838	282.7	43:51.937								
14	3	2:09.844	37.023	59.697	33.124	284.2	46:01.781								
15	3	2:20.358 B	36.804	1:00.606	42.948	285.0	48:22.139								



FIA WEC
6 Hours of Spa-Francorchamps
Free Practice 3
Sector Analysis

Personal Best Session Best B Crossing the finish line in pit lane


Lap	D	Time	Sector 1	Sector 2	Sector 3	T. Spd	Elapsed	Lap	D	Time	Sector 1	Sector 2	Sector 3	T. Spd	Elapsed
16	2	3:44.630	2:05.135	1:03.872	35.623	243.2	52:06.769	2	2	2:16.669	38.779	1:02.724	35.166	260.2	5:33.605
17	2	2:10.693	37.234	59.045	34.414	280.5	54:17.462	3	2	2:13.137	38.132	1:00.852	34.153	268.0	7:46.742
18	2	2:11.927	36.777	59.474	35.676	284.2	56:29.389	4	2	2:13.279	38.381	59.882	35.016	264.7	10:00.021
19	2	2:14.152	36.627	1:01.286	36.239	286.5	58:43.541	5	2	2:12.311	37.943	59.743	34.625	268.0	12:12.332
23 SIGNATECH NISSAN Oreca 03 - Nissan 1.Franck Mailleux LMP2 2.Olivier Lombard 3.Jordan Tresson								6 2 2:18.173 B 38.344 59.018 40.811 265.4 14:30.505 7 3 3:59.408 2:09.102 1:13.604 36.702 203.4 18:29.913 8 3 2:27.602 40.978 1:09.186 37.438 257.1 20:57.515 9 3 2:16.202 39.394 1:02.397 34.411 262.1 23:13.717 10 3 2:57.486 B 38.425 1:07.637 1:11.424 266.0 26:11.203 11 1 7:04.513 B 5:02.193 1:16.200 46.120 202.6 33:15.716 12 1 3:45.997 2:02.755 1:07.589 35.653 227.4 37:01.713 13 1 2:26.577 B 40.186 1:05.084 41.307 255.9 39:28.290 14 1 3:53.969 2:17.330 1:01.972 34.667 258.4 43:22.259 15 1 2:13.516 38.133 1:01.053 34.330 267.3 45:35.775 16 1 2:14.275 38.092 59.687 36.496 266.7 47:50.050 17 1 2:20.439 B 38.935 1:01.287 40.217 269.3 50:10.489 18 1 3:24.790 1:46.229 1:01.491 37.070 264.1 53:35.279 19 1 2:10.261 37.739 58.710 33.812 268.0 55:45.540 20 1 2:29.906 B 40.881 1:04.864 44.161 191.2 58:15.446							
24 OAK RACING Morgan - Judd 1.Jacques Nicolet LMP2 2.Matthieu Lahaye 3.Olivier Pla								26 SIGNATECH NISSAN Oreca 03 - Nissan 1.Nelson Panciatichi LMP2 2.Pierre Ragues 3.Roman Rusinov							
1	2	2:27.783	47.081	1:05.593	35.109	228.3	2:27.783	1	1	3:18.975	1:34.202	1:07.870	36.903	217.3	3:18.975
2	2	2:15.934	39.423	1:01.584	34.927	263.4	4:43.717	2	1	2:16.840	39.117	1:03.111	34.612	238.4	5:35.815
3	2	2:16.185	39.113	1:02.207	34.865	262.8	6:59.902	3	1	2:29.998	38.784	1:00.582	50.632	263.4	8:05.813
4	2	2:15.335	39.727	1:01.403	34.205	263.4	9:15.237	4	1	2:14.607	38.789	1:00.801	35.017	262.8	10:20.420
5	2	2:22.558 B	38.649	1:00.730	43.179	265.4	11:37.795	5	1	2:14.378	39.480	1:00.223	34.675	259.0	12:34.798
6	2	5:28.738	3:50.349	1:02.771	35.618	262.1	17:06.533	6	1	2:12.979	38.609	1:00.009	34.361	264.7	14:47.777
7	2	2:12.200	39.625	58.513	34.062	257.8	19:18.733	7	1	2:16.513	38.561	1:02.971	34.981	264.7	17:04.290
8	2	2:11.567	38.517	59.194	33.856	262.1	21:30.300	8	1	2:21.407 B	39.173	1:01.581	40.653	261.5	19:25.697
9	2	2:23.848 B	41.507	59.529	42.812	255.9	23:54.148	9	2	4:15.053	2:32.512	1:06.139	36.402	239.5	23:40.750
10	1	4:20.475	2:29.552	1:09.184	41.739	175.9	28:14.623	10	2	2:46.183 B	40.785	1:10.095	55.303	259.6	26:26.933
11	1	2:40.818 B	45.313	1:06.314	49.191	220.4	30:55.441	11	2	9:03.514	7:20.799	1:07.097	35.618	232.8	35:30.447
12	3	8:03.751	6:27.157	1:02.006	34.588	232.8	38:59.192	12	2	2:17.965	39.253	1:03.225	35.487	260.2	37:48.412
13	3	2:12.088	38.584	59.214	34.290	262.8	41:11.280	13	2	2:18.335	38.977	1:02.140	37.218	261.5	40:06.747
14	3	2:12.527	38.364	59.987	34.176	265.4	43:23.807	14	2	2:20.737	41.364	1:03.991	35.382	255.3	42:27.484
15	3	2:13.872	38.301	59.795	35.776	264.7	45:37.679	15	2	2:19.074	38.983	1:04.913	35.178	262.1	44:46.558
16	3	2:22.833 B	38.356	1:00.283	44.194	264.1	48:00.512	16	2	2:21.997 B	38.863	1:01.396	41.738	262.1	47:08.555
17	3	5:06.027	3:31.223	59.092	35.712	260.2	53:06.539	17	2	4:48.961	3:11.882	1:02.775	34.304	252.3	51:57.516
18	3	2:09.685	37.794	57.987	33.904	266.7	55:16.224	18	2	2:13.479	38.289	1:01.034	34.156	264.7	54:10.995
19	3	2:29.245	38.256	1:09.262	41.727	265.4	57:45.469	19	2	2:15.992	38.183	1:02.487	35.322	264.1	56:26.987
20	3	2:34.616 B	38.060	1:04.938	51.618	264.1	1:00:20.085	20	2	2:17.166	38.358	1:01.457	37.351	262.8	58:44.153
25 ADR-DELTA Oreca 03 - Nissan 1.John Martin LMP2 2.Robbie Kerr 3.Tor Graves								28 GULF RACING MIDDLE EAST Lola B12/80 Coupé - Nissan 1.Fabien Giroix LMP2 2.Maxime Jousse 3.Stefan Johansson							
1	2	3:16.936	1:32.965	1:06.638	37.333	200.4	3:16.936	1	1	5:23.089	3:37.313	1:08.525	37.251	214.3	5:23.089
								2	1	2:24.968	41.366	1:06.655	36.947	227.4	7:48.057
								3	1	2:40.994 B	41.447	1:08.507	51.040	227.4	10:29.051
								4	1	8:50.265 B	6:57.957	1:05.126	47.182	245.5	19:19.316
								5	2	5:44.904 B	3:32.892	1:07.036	1:04.976	227.8	25:04.220
								6	2	15:24.837 B	...	1:05.624	48.877	227.4	40:29.057
								7	2	9:22.246	7:40.880	1:05.421	35.945	226.4	49:51.303
								8	2	2:17.640	40.057	1:02.391	35.192	261.5	52:08.943
								9	2	2:16.575	39.566	1:01.834	35.175	262.1	54:25.518
								10	2	2:15.582	39.298	1:01.437	34.847	263.4	56:41.100
								11	2	2:36.490 B	40.778	1:09.389	46.323	258.4	59:17.590



FIA WEC
6 Hours of Spa-Francorchamps
Free Practice 3
Sector Analysis

■ Personal Best ■ Session Best B Crossing the finish line in pit lane

Lap	D	Time	Sector 1	Sector 2	Sector 3	T. Spd	Elapsed	Lap	D	Time	Sector 1	Sector 2	Sector 3	T. Spd	Elapsed
29 GULF RACING MIDDLE EAST Lola B12/80 Coupé - Nissan 1. Frédéric Fatien 3. Jean-Denis Deletraz LMP2 2. Keiko Ihara								11	1	14:56.825	...	1:07.408	35.219	252.9	41:41.711
1	3	3:37.513	1:51.443	1:08.927	37.143	243.2	3:37.513	12	1	2:14.914	39.493	1:00.581	34.840	260.2	43:56.625
2	3	2:20.775	40.101	1:04.721	35.953	258.4	5:58.288	13	1	2:14.418	39.928	59.795	34.695	260.2	46:11.043
3	3	2:19.579	39.551	1:04.055	35.973	260.9	8:17.867	14	1	2:15.420	38.658	1:01.268	35.494	264.7	48:26.463
4	3	2:20.904	39.953	1:05.405	35.546	259.6	10:38.771	15	1	2:14.471	39.868	59.989	34.614	257.1	50:40.934
5	3	2:18.910	39.863	1:03.508	35.539	262.1	12:57.681	16	1	2:15.723	38.682	1:02.597	34.444	264.7	52:56.657
6	3	2:18.983	39.683	1:03.383	35.917	259.6	15:16.664	17	1	2:16.418	41.768	1:00.033	34.617	253.5	55:13.075
7	3	2:27.571 B	39.771	1:04.216	43.584	259.6	17:44.235	18	1	2:13.777	38.409	1:00.862	34.506	266.0	57:26.852
8	3	4:03.874	2:09.294	1:12.936	41.644	254.1	21:48.109	19	1	2:42.605 B	41.104	1:05.395	56.106	255.3	1:00:09.457
9	3	3:13.471 B	47.017	1:20.893	1:05.561	157.0	25:01.580								
10	2	13:35.497 B	...	1:13.819	50.057	194.9	38:37.077								
11	2	7:05.800	5:13.063	1:12.742	39.995	189.1	45:42.877								
12	2	3:12.138 B	41.877	1:17.158	1:13.103	253.5	48:55.015								
13	2	7:54.104 B	5:10.877	1:35.111	1:08.116	164.9	56:49.119								
31 LOTUS Lola B12/80 Coupé - Lotus 1. Thomas Holzer 3. Renger Van Der Zande LMP2 2. Mirco Schultis								1	1	4:39.990	3:00.003	1:04.420	35.567	245.5	4:39.990
1	2	5:46.013	3:56.941	1:09.565	39.507	180.0	5:46.013	2	1	2:16.256	39.651	1:01.719	34.886	257.1	6:56.246
2	2	2:24.630	42.168	1:05.725	36.737	224.1	8:10.643	3	1	2:16.351	39.168	1:02.511	34.672	259.0	9:12.597
3	2	2:19.215	40.545	1:02.755	35.915	250.0	10:29.858	4	1	2:15.781	39.163	1:01.020	35.598	259.0	11:28.378
4	2	2:18.072	40.030	1:02.515	35.527	260.9	12:47.930	5	1	4:55.124 B	38.984	1:01.165	3:14.975	259.6	16:23.502
5	2	2:20.965	40.227	1:03.621	37.117	249.4	15:08.895	6	1	2:34.997	54.448	1:03.950	36.599	254.7	18:58.499
6	2	2:17.930	39.977	1:02.377	35.576	262.1	17:26.825	7	1	2:19.126	40.153	1:03.188	35.785	255.3	21:17.625
7	2	2:16.574	39.687	1:01.629	35.258	259.0	19:43.399	8	1	2:22.318	41.174	1:04.374	36.770	249.4	23:39.943
8	2	2:17.457	39.726	1:02.652	35.079	258.4	22:00.856	9	1	29:51.900 B	39.726	257.1	53:31.843
9	2	8:59.040 B	40.720	1:12.293	7:06.027	251.7	30:59.896	10	2	2:32.591	53.819	1:03.906	34.866	251.7	56:04.434
								11	2	2:13.623	38.376	1:00.992	34.255	256.5	58:18.057
32 LOTUS Lola B12/80 Coupé - Lotus 1. Luca Moro 3. James Rossiter LMP2 2. Kevin Weeda								1	3	2:44.022 B	47.505	1:08.809	47.708	216.4	2:44.022
1	3	4:32.441	2:53.709	1:03.851	34.881	243.2	4:32.441	2	3	3:21.892	1:42.621	1:04.277	34.994	251.7	6:05.914
2	3	2:28.326 B	39.528	1:00.003	48.795	262.1	7:00.767	3	3	2:14.115	39.216	1:00.491	34.408	259.6	8:20.029
3	3	8:02.796 B	6:16.370	1:01.373	45.053	260.2	15:03.563	4	3	2:15.953	38.792	1:01.944	35.217	262.1	10:35.982
4	3	21:58.511 B	...	1:15.948	52.217	234.3	37:02.074	5	3	2:13.454	38.764	59.032	35.658	260.2	12:49.436
5	3	5:42.638	4:06.144	1:02.325	34.169	257.1	42:44.712	6	3	2:15.106	38.678	1:00.927	35.501	260.9	15:04.542
6	3	2:16.394	39.547	1:02.014	34.833	264.1	45:01.106	7	3	2:22.051 B	38.784	1:00.307	42.960	260.9	17:26.593
7	3	2:10.957	38.194	58.176	34.587	266.7	47:12.063	8	1	4:34.621 B	2:38.394	1:09.324	46.903	201.1	22:01.214
8	3	2:10.168	38.383	57.832	33.953	266.0	49:22.231	9	1	12:10.718 B	...	1:07.653	54.788	241.6	34:11.932
9	3	2:12.057	38.076	58.863	35.118	268.7	51:34.288	10	1	5:17.002	3:31.642	1:08.294	37.066	248.8	39:28.934
10	3	2:20.655 B	38.097	59.998	42.560	267.3	53:54.943	11	1	2:19.821	40.533	1:03.451	35.837	255.3	41:48.755
11	2	4:01.047	2:13.141	1:10.519	37.387	258.4	57:55.990	12	1	2:17.141	39.576	1:01.977	35.588	259.0	44:05.896
12	2	3:06.035 B	43.925	1:16.514	1:05.596	261.5	1:01:02.025	13	1	2:27.016 B	39.565	1:03.174	44.277	259.6	46:32.912
								14	2	3:44.539	2:07.835	1:00.593	36.111	209.3	50:17.451
								15	2	2:15.623	40.047	1:01.151	34.425	259.0	52:33.074
								16	2	2:13.047	39.061	59.805	34.181	260.2	54:46.121
								17	2	2:12.609	38.676	59.594	34.339	260.2	56:58.730
								18	2	2:29.011 B	38.812	1:04.707	45.492	260.9	59:27.741
35 OAK RACING Morgan - Judd LMP2 1. David Heinemeir Hansson 2. Bas Leinders								1	3	4:08.094	2:27.663	1:04.006	36.425	250.0	4:08.094
1	2	3:07.015	1:20.717	1:09.671	36.627	207.3	3:07.015	2	3	2:12.170	38.461	59.667	34.042	261.5	6:20.264
2	2	2:19.493	40.679	1:03.801	35.013	260.9	5:26.508	3	3	2:11.501	38.533	59.243	33.725	263.4	8:31.765
3	2	2:19.621	39.165	1:04.504	35.952	264.1	7:46.129	4	3	2:11.761	38.217	59.591	33.953	264.7	10:43.526
4	2	2:24.679 B	39.961	1:02.841	41.877	264.1	10:10.808	5	3	2:24.043 B	38.258	1:02.406	43.379	264.1	13:07.569
5	2	5:09.977	3:34.524	1:01.284	34.169	238.4	15:20.785	6	3	3:20.169	1:45.124	1:00.272	34.773	260.2	16:27.738
6	2	2:13.257	38.358	1:00.893	34.006	265.4	17:34.042	7	3	2:10.911	37.932	58.934	34.045	264.7	18:38.649
7	2	2:10.871	38.227	58.604	34.400	264.1	19:44.913	8	3	2:26.291 B	39.995	1:01.692	44.604	260.9	21:04.940
8	2	2:12.301	38.153	59.398	34.750	262.8	21:57.214	9	1	5:17.546 B	2:41.942	1:21.789	1:13.815	252.3	26:22.486
9	2	2:11.712	38.344	58.977	34.391	261.5	24:08.926								
10	2	2:35.960 B	38.799	1:02.642	54.519	261.5	26:44.886								
41 GREAVES MOTORSPORT Zytec Z11SN - Nissan LMP2 1. Christian Zugel 3. Elton Julian 2. Ricardo Gonzalez								1	3	4:08.094	2:27.663	1:04.006	36.425	250.0	4:08.094
1	3	4:08.094	2:27.663	1:04.006	36.425	250.0	4:08.094	2	3	2:12.170	38.461	59.667	34.042	261.5	6:20.264
2	3	2:12.170	38.461	59.667	34.042	261.5	6:20.264	3	3	2:11.501	38.533	59.243	33.725	263.4	8:31.765
3	3	2:11.501	38.533	59.243	33.725	263.4	8:31.765	4	3	2:11.761	38.217	59.591	33.953	264.7	10:43.526
4	3	2:11.761	38.217	59.591	33.953	264.7	10:43.526	5	3	2:24.043 B	38.258	1:02.406	43.379	264.1	13:07.569
5	3	2:24.043 B	38.258	1:02.406	43.379	264.1	13:07.569	6	3	3:20.169	1:45.124	1:00.272	34.773	260.2	16:27.738
6	3	3:20.169	1:45.124	1:00.272	34.773	260.2	16:27.738	7	3	2:10.911	37.932	58.934	34.045	264.7	18:38.649
7	3	2:10.911	37.932	58.934	34.045	264.7	18:38.649	8	3	2:26.291 B	39.995	1:01.692	44.604	260.9	21:04.940
8	3	2:26.291 B	39.995	1:01.692	44.604	260.9	21:04.940	9	1	5:17.546 B	2:41.942	1:21.789	1:13.815	252.3	26:22.486
9	1	5:17.546 B	2:41.942	1:21.789	1:13.815	252.3	26:22.486								



FIA WEC
6 Hours of Spa-Francorchamps
Free Practice 3
Sector Analysis

■ Personal Best ■ Session Best B Crossing the finish line in pit lane

Lap	D	Time	Sector 1	Sector 2	Sector 3	T. Spd	Elapsed	Lap	D	Time	Sector 1	Sector 2	Sector 3	T. Spd	Elapsed
10	1	6:55.954B	4:46.792	1:18.730	50.432	222.7	33:18.440	9	1	2:27.642B	39.887	1:00.672	47.083	261.5	24:14.786
11	1	4:13.593	2:19.406	1:14.400	39.787	193.5	37:32.033	10	1	11:30.465B	9:27.749	1:14.973	47.743	172.0	35:45.251
12	1	2:37.198	42.995	1:14.224	39.979	236.8	40:09.231	11	2	3:57.264	2:12.414	1:06.281	38.569	202.2	39:42.515
13	1	2:32.150	42.074	1:11.449	38.627	233.3	42:41.381	12	2	2:19.127	39.636	1:03.889	35.602	252.3	42:01.642
14	1	2:40.673B	42.052	1:10.027	48.594	246.0	45:22.054	13	2	2:15.816	38.880	1:01.967	34.969	262.1	44:17.458
15	1	3:38.643	1:52.062	1:09.112	37.469	225.0	49:00.697	14	2	2:15.698	38.948	1:02.114	34.636	262.8	46:33.156
16	1	2:26.657	41.949	1:07.594	37.114	235.8	51:27.354	15	2	2:24.050B	40.555	1:01.984	41.511	255.3	48:57.206
17	1	2:26.341	41.716	1:07.918	36.707	246.6	53:53.695	16	3	4:50.595	3:08.189	1:05.865	36.541	256.5	53:47.801
18	1	2:26.551	41.822	1:06.773	37.952	255.9	56:20.246	17	3	2:17.665	39.553	1:03.044	35.068	262.1	55:05.466
19	1	2:26.994	40.832	1:07.811	38.351	255.3	58:47.240	18	3	2:17.953	39.291	1:04.067	34.595	263.4	58:23.419
								19	3	2:54.350B	39.053	1:10.817	1:04.480	262.1	1:01:17.769

43 **EXTREME LIMITE ARIC** Norma M200P - Judd LMP2
1. Philippe Thirion
2. Philippe Haezebrouck

1	2	33:49.258B	1:54.008	1:10.356	...	200.4	33:49.258
2	2	6:14.082	4:19.841	1:13.521	40.720	216.9	40:03.340
3	2	2:56.801	45.860	1:29.949	40.992	234.3	43:00.141
4	2	2:25.823	41.510	1:06.828	37.485	250.6	45:25.964
5	2	2:25.754	40.998	1:06.377	38.379	252.9	47:51.718
6	2	2:23.630	40.851	1:05.549	37.230	255.3	50:15.348
7	2	2:24.123	40.852	1:05.859	37.412	255.3	52:39.471
8	2	2:23.054	40.933	1:05.192	36.929	253.5	55:02.525
9	2	2:21.059	40.094	1:04.745	36.220	254.1	57:23.584
10	2	2:44.219B	40.452	1:08.506	55.261	254.7	1:00:07.803

44 **STARWORKS MOTORSPORTS** HPD ARX 03b - Honda LMP2
1. Vicente Potolicchio
2. Ryan Dalziel
3. Stéphane Sarrazin

1	3	2:50.239	1:13.368	1:01.717	35.154	250.6	2:50.239
2	3	2:10.405	38.679	58.014	33.712	264.1	5:00.644
3	3	2:18.130B	38.001	1:00.418	39.711	271.4	7:18.774
4	2	4:31.657	2:48.170	1:07.946	35.541	234.8	11:50.431
5	2	2:15.057	39.633	1:01.260	34.164	259.6	14:05.488
6	2	2:14.798	38.681	1:01.966	34.151	256.5	16:20.286
7	2	2:16.172	38.647	1:03.007	34.518	242.7	18:36.458
8	2	2:13.112	38.644	1:00.351	34.117	262.1	20:49.570
9	2	2:12.433	38.701	59.827	33.905	263.4	23:02.003
10	2	2:54.234B	40.129	1:03.731	1:10.374	259.6	25:56.237
11	2	11:09.442	9:28.331	1:05.208	35.903	229.3	37:05.679
12	2	2:20.965	39.616	1:02.401	38.948	258.4	39:26.644
13	2	2:16.117	39.076	1:01.177	35.864	260.9	41:42.761
14	2	2:24.837B	41.524	1:01.871	41.442	236.3	44:07.598
15	1	4:06.579	2:27.003	1:04.327	35.249	252.3	48:14.177
16	1	2:17.364	39.990	1:02.620	34.754	260.2	50:31.541
17	1	2:14.255	39.289	1:00.473	34.493	262.1	52:45.796
18	1	2:14.467	38.859	1:00.982	34.626	263.4	55:00.263
19	1	2:14.524	39.123	1:00.865	34.536	260.9	57:14.787

45 **BOUTSEN GINION RACING** Oreca 03 - Nissan LMP2
1. Jack Clarke
2. Bastien Briere
3. Jens Petersen


1	1	2:35.081	49.670	1:07.645	37.766	241.6	2:35.081
2	1	2:16.503	39.419	1:01.829	35.255	259.6	4:51.584
3	1	2:15.307	39.409	1:01.070	34.828	262.8	7:06.891
4	1	2:16.395	38.578	1:03.650	34.167	262.8	9:23.286
5	1	2:13.293	38.955	1:00.365	33.973	264.1	11:36.579
6	1	2:22.243B	39.314	59.896	43.033	262.8	13:58.822
7	1	5:31.282	3:47.935	1:06.560	36.787	251.2	19:30.104
8	1	2:17.040	39.340	1:01.994	35.706	260.9	21:47.144

48 **MURPHY PROTOTYPES** Oreca 03 - Nissan LMP2
1. Jody Firth
2. Warren Hughes
3. Brendon Hartley

1	2	7:31.145	5:51.968	1:04.767	34.410	250.6	7:31.145
2	2	2:13.383	38.810	1:00.658	33.915	264.7	9:44.528
3	2	2:13.291	38.312	1:01.049	33.930	266.7	11:57.819
4	2	2:11.525	38.325	59.325	33.875	266.0	14:09.344
5	2	2:14.040	38.471	1:01.651	33.918	266.7	16:23.384
6	2	2:14.448	38.335	1:01.345	34.768	267.3	18:37.832
7	2	2:23.201B	38.414	1:02.503	42.284	266.0	21:01.033
8	1	5:24.686B	2:55.427	1:25.452	1:03.807	204.2	26:25.719
9	1	11:25.146	9:37.513	1:09.380	38.253	238.4	37:50.865
10	1	2:20.309	40.682	1:03.666	35.961	244.9	40:11.174
11	1	2:33.525B	39.383	1:10.309	43.833	260.9	42:44.699
12	1	7:00.946	5:20.465	1:05.245	35.236	246.0	49:45.645
13	1	2:16.770	39.933	1:02.295	34.542	256.5	52:02.415
14	1	2:16.395	38.754	1:01.500	36.141	264.1	54:18.810
15	1	2:13.128	38.506	59.515	35.107	264.7	56:31.938
16	1	2:15.766	38.653	1:02.657	34.456	264.1	58:47.704

49 **PECOM RACING** Oreca 03 - Nissan LMP2
1. Luis Perez Companc
2. Soheil Ayari
3. Pierre Kaffer


1	2	2:33.640	51.801	1:05.763	36.076	250.0	2:33.640
2	2	2:13.879	38.801	1:01.018	34.060	263.4	4:47.519
3	2	2:12.128	38.359	59.619	34.150	264.7	6:59.647
4	2	2:14.677	38.198	1:02.533	33.946	267.3	9:14.324
5	2	2:21.984B	38.142	1:00.782	43.060	267.3	11:36.308
6	2	4:59.371	3:23.449	1:00.364	35.558	259.6	16:35.679
7	2	2:17.075	38.231	57.688	41.156	265.4	18:52.754
8	2	2:17.676	38.334	1:02.486	36.856	265.4	21:10.430
9	2	2:09.170	38.083	57.407	33.680	264.7	23:19.600
10	2	2:59.012B	38.643	1:07.615	1:12.754	264.7	26:18.612
11	1	9:42.732	7:51.637	1:13.112	37.983	221.8	36:01.344
12	1	2:19.934	40.505	1:04.242	35.187	257.1	38:21.278
13	1	2:15.730	39.140	1:01.884	34.706	260.2	40:37.008
14	1	2:13.868	39.229	1:00.215	34.424	257.8	42:50.876
15	1	2:16.472	38.946	1:02.730	34.796	260.9	45:07.348
16	1	2:14.007	38.842	1:00.104	35.061	262.1	47:21.355
17	1	2:21.646B	38.795	1:00.415	42.436	262.1	49:43.001
18	3	3:48.217	2:07.856	1:04.749	35.612	251.7	53:31.218
19	3	2:13.618	38.755	1:00.382	34.481	262.8	55:44.836
20	3	2:13.994	38.798	1:00.508	34.688	262.8	57:58.830
21	3	2:41.643B	39.376	1:06.573	55.694	260.9	1:00:40.473



FIA WEC
6 Hours of Spa-Francorchamps
Free Practice 3
Sector Analysis

■ Personal Best ■ Session Best B Crossing the finish line in pit lane


Lap	D	Time	Sector 1	Sector 2	Sector 3	T. Spd	Elapsed	Lap	D	Time	Sector 1	Sector 2	Sector 3	T. Spd	Elapsed
50 LARBRE COMPETITION Chevrolet Corvette C6-ZR1															
1. Patrick Bornhauser								3. Fernando Rees							
2. Julien Canal								LMGTE Am							
1	2	4:54.257	3:03.503	1:11.096	39.658	210.1	4:54.257	15	3	2:34.154	44.053	1:10.714	39.387	235.3	42:16.581
2	2	2:31.547	42.375	1:11.340	37.832	210.9	7:25.804	16	3	2:34.959	43.747	1:11.890	39.322	233.3	44:51.540
3	2	2:24.593	41.352	1:06.384	36.857	248.8	9:50.397	17	3	2:44.660 B	43.313	1:10.745	50.602	234.8	47:36.200
4	2	2:23.726	41.189	1:05.926	36.611	251.7	12:14.123	18	3	3:25.212	1:30.783	1:14.290	40.139	219.1	51:01.412
5	2	2:23.474	40.905	1:06.039	36.530	253.5	14:37.597	19	3	2:35.854	45.228	1:11.279	39.347	238.9	53:37.266
6	2	2:30.109	40.807	1:11.259	38.043	254.7	17:07.706	20	3	2:34.132	43.573	1:11.472	39.087	235.3	56:11.398
7	2	2:35.340 B	40.989	1:07.473	46.878	252.9	19:43.046	21	3	2:33.705	43.388	1:10.570	39.747	231.3	58:45.103
8	2	6:58.866 B	4:27.810	1:26.407	1:04.649	201.5	26:41.912								
9	1	15:59.956	...	1:14.242	41.957	226.4	42:41.868								
10	1	2:32.987	43.641	1:10.783	38.563	238.9	45:14.855								
11	1	2:29.613	42.358	1:09.276	37.979	248.3	47:44.468								
12	1	2:27.365	42.059	1:07.767	37.539	252.3	50:11.833								
13	1	2:26.976	41.930	1:07.569	37.477	250.0	52:38.809								
14	1	2:26.756	41.638	1:07.760	37.358	250.6	55:05.565								
15	1	2:26.486	41.552	1:07.449	37.485	251.7	57:32.051								
16	1	2:59.493 B	42.803	1:20.425	56.265	250.6	1:00:31.544								
51 AF CORSE Ferrari F458 Italia															
1. Giancarlo Fisichella								LMGTE Pro							
2. Gianmaria Bruni															
1	2	2:51.484	1:02.589	1:09.556	39.339	233.3	2:51.484	1	3	2:56.877	1:11.123	1:08.563	37.191	238.9	2:56.877
2	2	2:25.964	41.828	1:07.115	37.021	250.0	5:17.448	2	3	2:29.360	41.849	1:07.543	39.968	246.6	5:26.237
3	2	2:27.124	41.014	1:07.756	38.354	250.6	7:44.572	3	3	2:27.119	41.717	1:07.048	38.354	243.8	7:53.356
4	2	2:23.875	40.734	1:06.540	36.601	253.5	10:08.447	4	3	2:25.306	41.750	1:06.461	37.095	244.9	10:18.662
5	2	2:22.646	40.856	1:05.475	36.315	251.7	12:31.093	5	3	2:32.023	41.622	1:09.864	40.537	246.6	12:50.685
6	2	2:32.660 B	40.733	1:06.089	45.838	252.3	15:03.753	6	3	2:25.812	41.729	1:06.663	37.420	246.0	15:16.497
7	2	6:07.860	4:18.454	1:10.296	39.110	232.8	21:11.613	7	3	2:32.726 B	41.551	1:07.122	44.053	246.0	17:49.223
8	2	2:27.635	41.710	1:08.224	37.701	247.7	23:39.248	8	3	5:53.064	4:04.185	1:09.733	39.146	210.1	23:42.287
9	2	2:49.858 B	42.300	1:10.685	56.873	247.1	26:29.106	9	3	2:52.652 B	42.229	1:13.183	57.240	245.5	26:34.939
10	1	14:53.098	...	1:07.925	37.123	164.1	41:22.204	10	1	10:50.514	8:57.541	1:13.117	39.856	196.0	37:25.453
11	1	2:21.418	40.717	1:04.460	36.241	252.3	43:43.622	11	1	2:34.648	44.706	1:10.646	39.296	231.3	40:00.101
12	1	2:21.557	40.803	1:04.314	36.440	252.3	46:05.179	12	1	2:34.232	43.469	1:10.854	39.909	238.4	42:34.333
13	1	2:22.526	40.384	1:04.669	37.473	257.1	48:27.705	13	1	2:36.694	44.065	1:12.023	40.606	238.9	45:11.027
14	1	2:25.312	40.557	1:07.944	36.811	245.5	50:53.017	14	1	2:45.971 B	45.397	1:11.643	48.931	232.3	47:56.998
15	1	2:24.735	40.674	1:07.190	36.871	254.7	53:17.752	15	1	3:37.531	1:46.438	1:11.665	39.428	236.3	51:34.529
16	1	2:29.967	44.448	1:07.375	38.144	223.1	55:47.719	16	1	2:57.687 B	53.467	1:13.991	50.229	222.2	54:32.216
17	1	2:22.688	40.459	1:05.887	36.342	233.8	58:10.407	17	1	4:01.251	2:06.916	1:14.175	40.160	188.8	58:33.467
18	1	2:57.178 B	40.474	1:08.822	1:07.882	254.7	1:01:07.585	18	1	2:56.484 B	44.525	1:19.539	52.420	169.0	1:01:29.951
55 JWA-AVILA Porsche 911 RSR (997)															
1. Joël Camathias								3. Paul Daniels							
2. Markus Palittala								LMGTE Am							
1	2	4:10.198	2:22.303	1:09.589	38.306	220.0	4:10.198	1	3	3:09.073	1:17.179	1:12.898	38.996	217.3	3:09.073
2	2	2:24.334	41.326	1:06.184	36.824	251.2	6:34.532	2	3	2:26.275	42.173	1:07.051	37.051	245.5	5:35.348
3	2	2:32.372 B	41.185	1:06.471	44.716	251.7	9:06.904	3	3	2:23.769	41.664	1:05.170	36.935	246.6	7:59.117
4	3	4:28.334	2:28.847	1:17.760	41.727	206.5	13:35.238	4	3	2:22.711	41.238	1:04.829	36.644	247.1	10:21.828
5	3	2:39.233	45.439	1:14.061	39.733	208.1	16:14.471	5	3	2:37.283 B	41.670	1:07.295	48.318	248.3	12:59.111
6	3	2:37.307	43.923	1:13.010	40.374	223.6	18:51.778	6	2	5:01.044	2:56.728	1:24.555	39.761	237.4	18:00.155
7	3	2:36.289	44.003	1:12.489	39.797	226.4	21:28.067	7	2	2:32.556	43.063	1:09.646	39.847	242.2	20:32.711
8	3	2:37.104	44.497	1:12.540	40.067	221.3	24:05.171	8	2	2:27.683	42.331	1:07.597	37.755	244.3	23:00.394
9	3	2:36.936	43.865	1:11.852	41.219	228.3	26:42.107	9	2	2:31.856	42.327	1:08.911	40.618	245.5	25:32.250
10	3	2:39.164	46.900	1:11.705	40.559	225.9	29:21.271	10	2	2:46.340 B	45.171	1:10.170	50.999	238.4	28:18.590
11	3	2:35.730	44.768	1:11.135	39.827	228.3	31:57.001	11	2	5:15.901	3:22.038	1:11.642	42.221	228.8	33:34.491
12	3	2:34.932	43.995	1:11.022	39.915	236.3	34:31.933	12	2	2:30.514	42.864	1:09.529	38.121	242.2	36:05.005
13	3	2:34.412	43.815	1:10.954	39.643	237.4	37:06.345	13	2	2:27.073	42.179	1:07.374	37.520	244.9	38:32.078
14	3	2:36.082	43.250	1:11.159	41.673	236.8	39:42.427	14	2	2:28.048	41.680	1:08.626	37.742	246.0	41:00.126
								15	2	2:40.194 B	41.969	1:08.783	49.442	246.0	43:40.320
								16	1	4:59.169	3:01.052	1:16.598	41.519	192.5	48:39.489
								17	1	2:33.427	43.774	1:10.443	39.210	240.0	51:12.916
								18	1	2:32.659	42.913	1:09.818	39.928	243.2	53:45.575
								19	1	2:29.853	42.653	1:09.104	38.096	242.2	56:15.428
								20	1	2:30.637	42.521	1:08.671	39.445	240.5	58:46.065
59 LUXURY RACING Ferrari F458 Italia															
1. Frédéric Makowiecki								LMGTE Pro							
2. Jaime Melo															
1	2	3:17.947	1:25.831	1:12.566	39.550	203.8	3:17.947	1	2	2:27.733	41.970	1:07.756	38.007	241.1	5:45.680
2	2	2:27.733	41.970	1:07.756	38.007	241.1	5:45.680								



FIA WEC
6 Hours of Spa-Francorchamps
Free Practice 3
Sector Analysis

■ Personal Best ■ Session Best B Crossing the finish line in pit lane

Lap	D	Time	Sector 1	Sector 2	Sector 3	T. Spd	Elapsed	Lap	D	Time	Sector 1	Sector 2	Sector 3	T. Spd	Elapsed
70 LARBRE COMPETITION Chevrolet Corvette C6-ZR1															
1.Jean-Philippe Belloc LMGTE Am															
2.Christophe Bourret															
1	2	4:32.393	2:36.551	1:15.881	39.961	216.9	4:32.393	1	2	4:32.393	2:36.551	1:15.881	39.961	216.9	4:32.393
2	2	2:35.799	43.522	1:13.274	39.003	240.5	7:08.192	2	2	2:35.799	43.522	1:13.274	39.003	240.5	7:08.192
3	2	2:31.025	42.521	1:09.955	38.549	245.5	9:39.217	3	2	2:31.025	42.521	1:09.955	38.549	245.5	9:39.217
4	2	2:32.064	42.753	1:10.824	38.487	235.3	12:11.281	4	2	2:32.064	42.753	1:10.824	38.487	235.3	12:11.281
5	2	2:30.071	42.287	1:09.790	37.994	251.2	14:41.352	5	2	2:30.071	42.287	1:09.790	37.994	251.2	14:41.352
6	2	2:30.382	42.002	1:10.272	38.108	250.0	17:11.734	6	2	2:30.382	42.002	1:10.272	38.108	250.0	17:11.734
7	2	2:29.022	41.900	1:09.075	38.047	247.7	19:40.756	7	2	2:29.022	41.900	1:09.075	38.047	247.7	19:40.756
8	2	2:41.594 B	42.939	1:13.108	45.547	218.2	22:22.350	8	2	2:41.594 B	42.939	1:13.108	45.547	218.2	22:22.350
9	1	6:22.687 B	4:03.443	1:23.167	56.077	167.4	28:45.037	9	1	6:22.687 B	4:03.443	1:23.167	56.077	167.4	28:45.037
10	1	14:03.477	...	1:10.820	39.371	222.7	42:48.514	10	1	14:03.477	...	1:10.820	39.371	222.7	42:48.514
11	1	2:35.373 B	41.962	1:07.953	45.458	252.3	45:23.887	11	1	2:35.373 B	41.962	1:07.953	45.458	252.3	45:23.887
12	1	3:53.141	2:08.742	1:07.823	36.576	244.3	49:17.028	12	1	3:53.141	2:08.742	1:07.823	36.576	244.3	49:17.028
13	1	2:22.073	40.653	1:04.866	36.554	252.9	51:39.101	13	1	2:22.073	40.653	1:04.866	36.554	252.9	51:39.101
14	1	2:24.671	40.527	1:06.041	38.103	256.5	54:03.772	14	1	2:24.671	40.527	1:06.041	38.103	256.5	54:03.772
15	1	2:26.533	42.460	1:05.256	38.817	251.2	56:30.305	15	1	2:26.533	42.460	1:05.256	38.817	251.2	56:30.305
16	1	2:40.949	40.613	1:05.832	54.504	254.1	59:11.254	16	1	2:40.949	40.613	1:05.832	54.504	254.1	59:11.254
61 AF CORSE-WALTRIP Ferrari F458 Italia															
1.Robert Kauffman LMGTE Am															
2.Brian Vickers															
1	2	3:24.571	1:29.544	1:13.900	41.127	204.9	3:24.571	1	2	3:24.571	1:29.544	1:13.900	41.127	204.9	3:24.571
2	2	2:29.980	43.701	1:08.600	37.679	241.1	5:54.551	2	2	2:29.980	43.701	1:08.600	37.679	241.1	5:54.551
3	2	2:30.704	43.180	1:08.628	38.896	235.8	8:25.255	3	2	2:30.704	43.180	1:08.628	38.896	235.8	8:25.255
4	2	2:29.246	42.746	1:08.678	37.822	243.2	10:54.501	4	2	2:29.246	42.746	1:08.678	37.822	243.2	10:54.501
5	2	2:30.227	42.602	1:08.071	39.554	243.2	13:24.728	5	2	2:30.227	42.602	1:08.071	39.554	243.2	13:24.728
6	2	2:28.938	42.911	1:08.014	38.013	242.7	15:53.666	6	2	2:28.938	42.911	1:08.014	38.013	242.7	15:53.666
7	2	2:38.474 B	43.154	1:08.007	47.313	238.9	18:32.140	7	2	2:38.474 B	43.154	1:08.007	47.313	238.9	18:32.140
8	1	6:34.405	4:23.952	1:19.642	50.811	220.4	25:06.545	8	1	6:34.405	4:23.952	1:19.642	50.811	220.4	25:06.545
9	1	2:57.421 B	46.326	1:15.839	55.256	226.9	28:03.966	9	1	2:57.421 B	46.326	1:15.839	55.256	226.9	28:03.966
10	1	11:42.521	9:34.457	1:22.126	45.938	218.6	39:46.487	10	1	11:42.521	9:34.457	1:22.126	45.938	218.6	39:46.487
11	1	2:38.752	45.628	1:12.966	40.158	233.3	42:25.239	11	1	2:38.752	45.628	1:12.966	40.158	233.3	42:25.239
12	1	2:37.705	45.452	1:11.531	40.722	235.3	45:02.944	12	1	2:37.705	45.452	1:11.531	40.722	235.3	45:02.944
13	1	2:36.782	44.565	1:12.159	40.058	238.4	47:39.726	13	1	2:36.782	44.565	1:12.159	40.058	238.4	47:39.726
14	1	2:36.827	44.366	1:12.274	40.187	240.0	50:16.553	14	1	2:36.827	44.366	1:12.274	40.187	240.0	50:16.553
15	1	2:37.397	45.919	1:12.279	39.199	206.1	52:53.950	15	1	2:37.397	45.919	1:12.279	39.199	206.1	52:53.950
16	1	2:38.154	45.809	1:12.357	39.988	188.5	55:32.104	16	1	2:38.154	45.809	1:12.357	39.988	188.5	55:32.104
67 IMSA PERFORMANCE MATMUT Porsche 911 RSR (997)															
1.Nicolas Armindo LMGTE Am															
2.Raymond Narac															
1	1	2:37.638	50.542	1:08.803	38.293	225.5	2:37.638	1	1	2:37.638	50.542	1:08.803	38.293	225.5	2:37.638
2	1	2:33.815 B	42.224	1:07.908	43.683	250.6	5:11.453	2	1	2:33.815 B	42.224	1:07.908	43.683	250.6	5:11.453
3	1	4:17.614	2:33.153	1:07.732	36.729	248.8	9:29.067	3	1	4:17.614	2:33.153	1:07.732	36.729	248.8	9:29.067
4	1	2:22.386	41.388	1:04.979	36.019	250.0	11:51.453	4	1	2:22.386	41.388	1:04.979	36.019	250.0	11:51.453
5	1	2:32.107 B	40.527	1:07.583	43.997	254.1	14:23.560	5	1	2:32.107 B	40.527	1:07.583	43.997	254.1	14:23.560
6	1	4:16.244	2:29.478	1:07.509	39.257	246.6	18:39.804	6	1	4:16.244	2:29.478	1:07.509	39.257	246.6	18:39.804
7	1	2:35.804	41.546	1:12.850	41.408	250.0	21:15.608	7	1	2:35.804	41.546	1:12.850	41.408	250.0	21:15.608
8	1	2:30.895	43.951	1:09.746	37.198	176.5	23:46.503	8	1	2:30.895	43.951	1:09.746	37.198	176.5	23:46.503
9	1	2:52.689 B	41.696	1:09.808	1:01.185	247.1	26:39.192	9	1	2:52.689 B	41.696	1:09.808	1:01.185	247.1	26:39.192
10	2	4:25.585	2:33.016	1:12.968	39.601	164.9	31:04.777	10	2	4:25.585	2:33.016	1:12.968	39.601	164.9	31:04.777
11	2	2:31.918	43.936	1:08.313	39.669	241.1	33:36.695	11	2	2:31.918	43.936	1:08.313	39.669	241.1	33:36.695
12	2	2:26.605	42.037	1:07.174	37.394	248.3	36:03.300	12	2	2:26.605	42.037	1:07.174	37.394	248.3	36:03.300
13	2	2:25.125	41.677	1:06.162	37.286	248.8	38:28.425	13	2	2:25.125	41.677	1:06.162	37.286	248.8	38:28.425
14	2	2:24.569	41.563	1:06.174	36.832	248.8	40:52.994	14	2	2:24.569	41.563	1:06.174	36.832	248.8	40:52.994
15	2	2:24.467	41.277	1:06.074	37.116	250.0	43:17.461	15	2	2:24.467	41.277	1:06.074	37.116	250.0	43:17.461
16	2	2:26.454	41.339	1:07.017	38.098	250.6	45:43.915	16	2	2:26.454	41.339	1:07.017	38.098	250.6	45:43.915
17	2	2:37.133 B	41.797	1:07.945	47.391	250.0	48:21.048	17	2	2:37.133 B	41.797	1:07.945	47.391	250.0	48:21.048
18	3	4:46.800	2:59.562	1:09.039	38.199	244.9	53:07.848	18	3	4:46.800	2:59.562	1:09.039	38.199	244.9	53:07.848
19	3	2:26.991	42.013	1:07.353	37.625	250.6	55:34.839	19	3	2:26.991	42.013	1:07.353	37.625	250.6	55:34.839
20	3	3:05.907	41.728	1:45.425	38.754	246.6	58:40.746	20	3	3:05.907	41.728	1:45.425	38.754	246.6	58:40.746
21	3	2:56.356 B	46.618	1:14.975	54.763	179.7	1:01:37.102	21	3	2:56.356 B	46.618	1:14.975	54.763	179.7	1:01:37.102
77 TEAM FELBERMAYR-PROTON Porsche 911 RSR (997)															
1.Marc Lieb LMGTE Pro															
2.Richard Lietz															
1	1	2:50.211	1:03.408	1:09.010	37.793	230.8	2:50.211	1	1	2:50.211	1:03.408	1:09.010	37.793	230.8	2:50.211
2	1	2:25.005	41.733	1:06.430	36.842	252.3	5:15.216	2	1	2:25.005	41.733	1:06.430	36.842	252.3	5:15.216
3	1	2:22.797	41.138	1:05.349	36.310	254.7	7:38.013	3	1	2:22.797	41.138	1:05.349	36.310	254.7	7:38.013
4	1	2:23.224	40.695	1:06.113	36.416	254.1	10:01.237	4	1	2:23.224	40.695	1:06.113	36.416	254.1	10:01.237
5	1	2:22.691	40.867	1:05.644	36.180	254.7	12:23.928	5	1	2:22.691	40.867	1:05.644	36.180	254.7	12:23.928
6	1	2:28.729 B	40.709	1:05.413	42.607	254.7	14:52.657	6	1	2:28.729 B	40.709	1:05.413	42.607	254.7	14:52.657
7	1	4:24.228	2:34.967	1:10.579	38.682	236.8	19:16.885	7	1	4:24.228	2:34.967	1:10.579	38.682	236.8	19:16.885
8	1	2:21.517	40.362	1:05.266	35.889	253.5	21:38.402	8	1	2:21.517	40.362	1:05.266	35.889	253.5	21:38.402
9	1	2:24.508	41.209	1:06.145	37.154	252.3	24:02.910	9	1	2:24.508	41.209	1:06.145	37.154	252.3	24:02.910
10	1	2:31.008	40.399	1:08.885	41.724	254.1	26:33.918	10	1	2:31.008	40.399	1:08.885	41.724	254.1	26:33.918
11	1	2:38.889 B	44.410	1:07.742	46.737	227.8	29:12.807	11	1	2:38.889 B	44.410	1:07.742	46.737	227.8	29:12.807
12	2	7:06.304	5:16.157	1:11.805	38.342	210.5	36:19.111	12	2	7:06.304	5:16.157	1:11.805	38.342	210.5	36:19.111
13	2	2:25.763	41.700	1:06.781											



FIA WEC
6 Hours of Spa-Francorchamps
Free Practice 3

Sector Analysis

■ Personal Best ■ Session Best B Crossing the finish line in pit lane

Lap	D	Time	Sector 1	Sector 2	Sector 3	T. Spd	Elapsed	Lap	D	Time	Sector 1	Sector 2	Sector 3	T. Spd	Elapsed
18	2	2:21.494	40.640	1:04.849	36.005	254.1	50:34.505	4	1	2:24.931	41.414	1:06.841	36.676	250.0	10:11.703
19	2	2:24.899	42.021	1:06.191	36.687	248.8	52:59.404	5	1	2:23.814	41.053	1:06.062	36.699	251.2	12:35.517
20	2	2:22.337	40.297	1:05.079	36.961	255.9	55:21.741	6	1	2:32.163	48.941	1:06.399	36.823	250.0	15:07.680
21	2	2:36.822	40.837	1:19.008	36.977	252.9	57:58.563	7	1	2:24.057	41.089	1:06.454	36.514	249.4	17:31.737
22	2	3:03.728B	42.721	1:17.305	1:03.702	210.1	1:01:02.291	8	1	2:22.756	40.729	1:05.664	36.363	241.1	19:54.493
81 AF CORSE Ferrari F458 Italia 1. Piergiuseppe Perazzini 3. Matt Griffin LMGTE Am 2. Marco Cioci								9 1 2:23.973 40.741 1:06.641 36.591 251.7 22:18.466 10 1 2:48.404B 40.691 1:10.282 57.431 252.3 25:06.870 11 2 7:40.428 5:49.173 1:12.103 39.152 222.2 32:47.298 12 2 2:27.277 42.398 1:07.666 37.213 247.1 35:14.575 13 2 2:32.819 41.269 1:05.858 36.692 249.4 37:38.394 14 2 2:25.046 40.882 1:06.274 37.890 252.9 40:03.440 15 2 2:25.907 41.122 1:06.966 37.819 254.1 42:29.347 16 2 2:30.383B 40.607 1:05.131 44.645 253.5 44:59.730 17 2 3:33.334 1:44.917 1:08.752 39.665 251.7 48:33.064 18 2 2:21.740 40.224 1:05.778 35.738 255.3 50:54.804 19 2 2:19.785 40.290 1:03.775 35.720 257.1 53:14.589 20 2 2:22.732 40.085 1:05.214 37.433 254.7 55:37.321 21 2 2:23.658 40.332 1:06.232 37.094 244.9 58:00.979 22 2 2:59.723B 40.574 1:15.748 1:03.401 249.4 1:01:00.702							
88 TEAM FELBERMAYR-PROTON Porsche 911 RSR (997) 1. Christian Ried 3. Paolo Ruberti LMGTE Am 2. Gianluca Roda								1 1 3:20.335 1:22.456 1:16.812 41.067 201.5 3:20.335 2 1 2:29.348 42.878 1:08.831 37.639 244.3 5:49.683 3 1 2:27.695 41.906 1:08.350 37.439 247.7 8:17.378 4 1 2:26.951 42.163 1:07.510 37.278 247.1 10:44.329 5 1 2:26.004 41.535 1:07.144 37.325 251.7 13:10.333 6 1 2:25.854 41.565 1:07.174 37.115 251.2 15:36.187 7 1 2:26.642 41.367 1:07.363 37.912 251.7 18:02.829 8 1 2:27.711 41.781 1:08.068 37.862 249.4 20:30.540 9 1 2:24.928 41.413 1:06.549 36.966 251.7 22:55.468 10 1 3:01.909B 41.618 1:08.583 1:11.708 249.4 25:57.377 11 1 8:57.905 7:04.733 1:13.115 40.057 225.0 34:55.282 12 1 2:37.144 43.314 1:14.145 39.685 214.3 37:32.426 13 1 2:31.605 42.942 1:09.901 38.762 236.8 40:04.031 14 1 2:39.194B 44.281 1:10.054 44.859 228.3 42:43.225 15 2 3:58.154 2:07.645 1:11.963 38.546 192.2 46:41.379 16 2 2:28.438 42.817 1:08.210 37.411 241.1 49:09.817 17 2 2:26.961 42.045 1:07.083 37.833 250.6 51:36.778 18 2 2:26.860 41.974 1:06.651 38.235 249.4 54:03.638 19 2 2:28.159 42.831 1:07.911 37.417 235.3 56:31.797 20 2 3:12.800B 41.782 1:35.989 55.029 244.9 59:44.597							
97 ASTON MARTIN RACING Aston Martin Vantage V8 1. Adrian Fernandez 3. Darren Turner LMGTE Pro 2. Stefan Mücke								1 1 2:49.675 57.756 1:13.505 38.414 213.4 2:49.675 2 1 2:27.289 42.518 1:07.507 37.264 224.1 5:16.964 3 1 2:29.808 41.638 1:08.437 39.733 229.8 7:46.772							