

FIA WEC

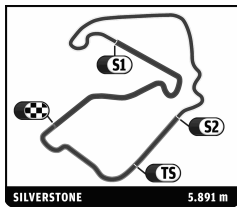
6 Hours of Silverstone

Free Practice 2

Sector Analysis

Amended

							Personal Best		Session Best		B Crossing the finish line in pit lane								
Lap	D	Time	Sector 1	Sector 2	Sector 3	T. Spd	Elapsed	Lap	D	Time	Sector 1	Sector 2	Sector 3	T. Spd	Elapsed				
1 Audi Sport Team Joest Audi R18 e-tron quattro							1.Marcel Fässler		3.Benoit Tréluyer		LMP1								
							2.André Lotterer												
1	1	2:05.837	50.544	45.686	29.607	268.0	2:05.837	12	1	6:11.340	4:54.737	45.793	30.810	268.0	26:28.276				
2	1	1:46.748	32.629	44.461	29.658	270.7	3:52.585	13	1	1:50.681	33.881	46.745	30.055	264.7	28:18.957				
3	1	1:48.590	32.089	45.740	30.761	270.7	5:41.175	14	1	1:48.112	32.402	45.235	30.475	270.0	30:07.069				
4	1	1:50.521	32.459	44.767	33.295	272.0	7:31.696	15	1	1:45.848	32.243	44.201	29.404	270.7	31:52.917				
5	1	1:48.274	32.716	45.201	30.357	271.4	9:19.970	16	1	1:46.686	32.118	45.043	29.525	271.4	33:39.603				
6	1	1:50.390	34.002	45.743	30.645	272.0	11:10.360	17	1	1:46.384	32.208	44.546	29.630	268.7	35:25.987				
7	1	1:46.978	32.187	45.017	29.774	272.0	12:57.338	18	1	1:45.645	32.202	43.841	29.602	269.3	37:11.632				
8	1	1:49.349	32.548	47.144	29.657	269.3	14:46.687	19	1	1:47.325	32.898	44.451	29.976	269.3	38:58.957				
9	1	1:45.614	32.113	44.173	29.328	274.1	16:32.301	20	1	1:48.762	32.365	44.484	31.913	255.3	40:47.719				
10	1	6:52.123	5:37.177	45.257	29.689	271.4	23:24.424	21	1	1:51.972	33.564	45.608	32.800	270.0	42:39.691				
11	1	1:46.023	32.057	44.202	29.764	271.4	25:10.447	22	2	2:50.636	1:34.766	45.791	30.079	268.0	45:30.327				
12	1	1:48.259	32.000	46.094	30.165	269.3	26:58.706	23	2	1:49.666	33.561	46.136	29.969	270.7	47:19.993				
13	1	1:46.525	32.019	44.004	30.502	270.7	28:45.231	24	2	1:49.237	34.399	44.978	29.860	268.0	49:09.230				
14	1	1:46.054	32.321	44.220	29.513	272.0	30:31.285	25	2	1:48.863	32.618	45.626	30.619	270.0	50:58.093				
15	1	1:45.859	31.884	44.356	29.619	270.0	32:17.144	26	2	1:48.082	32.467	45.874	29.741	270.0	52:46.175				
16	1	1:47.814	33.450	44.629	29.735	270.0	34:04.958	27	2	1:48.887	33.364	45.663	29.860	269.3	54:35.062				
17	1	1:47.321	33.038	44.625	29.658	268.7	35:52.279	28	2	6:53.064	5:38.383	45.080	29.601	268.0	1:01:28.126				
18	2	5:00.107	3:44.754	45.385	29.968	268.0	40:52.386	29	2	1:49.117	32.734	45.181	31.202	267.3	1:03:17.243				
19	2	1:48.910	33.452	45.147	30.311	269.3	42:41.296	30	2	1:49.226	33.709	44.553	30.964	269.3	1:05:06.469				
20	2	1:46.829	32.543	44.671	29.615	270.0	44:28.125	31	2	1:48.393	33.283	45.197	29.913	268.0	1:06:54.862				
21	2	1:47.167	32.313	45.019	29.835	269.3	46:15.292	32	2	1:49.174	32.412	46.511	30.251	266.7	1:08:44.036				
22	2	1:47.343	33.148	44.397	29.798	271.4	48:02.635	33	2	1:48.066	32.590	45.580	29.896	266.0	1:10:32.102				
23	2	1:49.134	34.218	45.224	29.692	269.3	49:51.769	34	2	1:47.979	32.403	45.837	29.739	268.7	1:12:20.081				
24	2	1:48.587	33.015	45.585	29.987	271.4	51:40.356	35	2	1:47.125	32.522	44.233	30.370	270.0	1:14:07.206				
25	2	1:49.549	33.298	46.612	29.639	271.4	53:29.905	36	2	1:47.610	32.747	45.018	29.845	268.7	1:15:54.816				
26	2	1:47.343	32.016	44.341	30.986	269.3	55:17.248	37	2	1:50.026	32.290	46.123	31.613	269.3	1:17:44.842				
27	2	6:06.250	4:49.730	45.500	31.020	268.7	1:01:23.498	38	2	4:43.290	3:28.287	44.848	30.155	269.3	1:22:28.132				
28	2	1:51.247	32.870	48.051	30.326	268.0	1:03:14.745	39	2	1:49.669	34.217	45.455	29.997	270.0	1:24:17.801				
29	2	1:47.677	33.016	44.527	30.134	268.7	1:05:02.422	40	2	1:48.890	34.272	44.449	30.169	268.7	1:26:06.691				
30	2	1:46.371	32.468	44.173	29.730	268.7	1:06:48.793	41	2	1:45.769	32.162	44.202	29.405	270.0	1:27:52.460				
31	2	1:48.915	33.994	44.163	30.758	268.0	1:08:37.708	42	2	1:47.552	32.537	44.953	30.062	272.0	1:29:40.012				
32	2	1:48.487	32.610	45.296	30.581	268.0	1:10:26.195	43	2	1:48.135	33.444	44.626	30.065	268.7	1:31:28.147				
33	2	1:46.868	32.874	44.366	29.628	268.0	1:12:13.063												
34	2	1:48.146	32.237	45.802	30.107	266.0	1:14:01.209												
35	2	1:47.303	32.292	45.295	29.716	268.7	1:15:48.512												
36	2	1:55.019	32.095	50.994	31.930	261.5	1:17:43.531												
37	3	4:21.050	3:04.657	45.960	30.433	266.7	1:22:04.581												
38	3	1:48.557	32.933	45.729	29.895	266.7	1:23:53.138												
39	3	1:46.570	32.433	44.490	29.647	268.7	1:25:39.708												
40	3	1:51.916	32.749	47.369	31.798	269.3	1:27:31.624												
2 Audi Sport Team Joest Audi R18 ultra							1.Tom Kristensen		LMP1										
							2.Allan McNish												
1	1	2:12.330	54.212	47.452	30.666	266.0	2:12.330												
2	1	1:46.779	32.913	44.503	29.363	268.7	3:59.109												
3	1	1:47.942	32.469	45.301	30.172	268.7	5:47.051												
4	1	1:51.499	34.910	46.791	29.798	269.3	7:38.550												
5	1	1:47.702	32.811	45.348	29.543	269.3	9:26.252												
6	1	1:50.803	32.388	48.051	30.364	267.3	11:17.055												
7	1	1:46.823	32.823	44.269	29.731	268.7	13:03.878												
8	1	1:46.370	32.343	44.390	29.637	268.7	14:50.248												
9	1	1:46.112	32.234	44.387	29.491	269.3	16:36.360												
10	1	1:46.951	32.335	44.832	29.784	268.7	18:23.311												
11	1	1:53.625	32.867	46.120	34.638	268.0	20:16.936												
7 Toyota Racing Toyota TS030 - Hybrid							1.Alexander Wurz		3.Kazuki Nakajima		LMP1								
							2.Nicolas Lapierre												
1	1	2:19.911	59.194	48.395	32.322	224.1	2:19.911												
2	1	1:46.749	32.918	44.506	29.325	259.6	4:06.660												
3	1	1:46.648	32.763	44.553	29.332	260.9	5:53.308												
4	1	1:50.231	33.588	46.848	29.795	262.8	7:43.539												
5	1	1:49.275	33.665	45.470	30.140	261.5	9:32.814												
6	1	1:47.641	32.645	44.651	30.345	262.8	11:20.455												
7	1	1:48.327	33.340	45.317	29.670	262.1	13:08.782												
8	1	1:48.421	32.786	45.084	30.551	261.5	14:57.203												
9	1	9:19.886	8:04.218	45.958	29.710	257.1	24:17.089												
10	1	1:48.425	32.787	45.863	29.775	258.4	26:05.514												
11	1	1:47.084	32.639	44.848	29.597	259.0	27:52.598												
12	1	1:52.187	33.465	45.497	33.225	259.0	29:44.785												
13	1	9:12.257	7:56.038	45.528	30.691	258.4	38:57.042												
14	1	1:49.769	32.702	45.687	31.380	256.5	40:46.811												
15	1	1:48.694	33.918	45.296	29.480	258.4	42:35.505												
16	1	1:48.430	32.444	45.962	30.024	260.9	44:23.935												
17	1	1:48.576	32.677	44.652	31.247	259.6	46:12.511												
18	3	3:27.907	2:11.624	46.529	29.754	259.0	49:40.418												
19	3	1:53.632	34.807	48.517	30.308	260.2	51:34.050												
20	3	1:48.129	34.115	44.786	29.228	259.0	53:22.179												
21	3	1:49.481	32.654	45.900	30.927	258.4	55:11.660												
22	3	1:50.835	32.353	45.345	33.137	260.2	57:02.495												

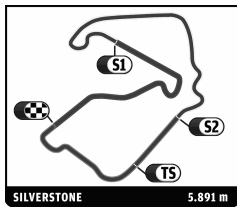


FIA WEC
6 Hours of Silverstone
Free Practice 2
Sector Analysis

Amended

Personal Best Session Best B Crossing the finish line in pit lane

Lap	D	Time	Sector 1	Sector 2	Sector 3	T. Spd	Elapsed	Lap	D	Time	Sector 1	Sector 2	Sector 3	T. Spd	Elapsed
23	3	1:49.108B	33.554	45.067	30.487	259.0	58:51.603	20	2	1:51.947	33.338	47.233	31.376	259.0	50:29.711
24	3	4:38.233B	2:08.066	1:32.641	57.526	96.1	1:03:29.836	21	2	2:00.291	35.675	49.950	34.666	247.1	52:30.002
12 Rebellion Racing <small>Lola B12/60 Coupé - Toyota LMP1</small> 1. Nicolas Prost 2. Neel Jani								21 Strakka Racing <small>HPD ARX 03a - Honda LMP1</small> 1. Nick Leventis 2. Danny Watts 3. Jonny Kane							
1	1	2:40.291	1:17.961	49.880	32.450	259.6	2:40.291	1	3	2:34.616	1:12.497	50.864	31.255	261.5	2:34.616
2	1	1:56.713	36.986	47.564	32.163	258.4	4:37.004	2	3	1:50.839	33.779	46.747	30.313	265.4	4:25.455
3	1	1:49.196	33.292	45.805	30.099	259.0	6:26.200	3	3	1:50.084	33.648	46.235	30.201	266.0	6:15.539
4	1	1:53.340	35.149	46.762	31.429	261.5	8:19.540	4	3	1:49.937	33.601	46.211	30.125	266.0	8:05.476
5	1	1:51.817	33.596	47.898	30.323	259.6	10:11.357	5	3	1:52.299	35.177	47.135	29.987	266.7	9:57.775
6	1	1:52.048	33.733	46.465	31.850	261.5	12:03.405	6	3	1:50.229	33.825	46.431	29.973	266.0	11:48.004
7	1	1:49.867	33.467	46.021	30.379	264.1	13:53.272	7	3	1:48.862	33.022	45.820	30.020	267.3	13:36.866
8	1	1:52.778	33.161	46.363	33.254	259.6	15:46.050	8	3	1:53.456B	32.719	46.651	34.086	262.8	15:30.322
9	1	1:49.124	33.341	45.118	30.665	260.9	17:35.174	9	3	7:57.221	6:39.967	46.960	30.294	260.2	23:27.543
10	1	1:51.921	35.681	45.974	30.266	259.6	19:27.095	10	3	1:49.382	32.869	46.411	30.102	259.6	25:16.925
11	1	1:49.330	34.049	45.251	30.030	260.2	21:16.425	11	3	1:48.273	32.669	45.513	30.091	260.2	27:05.198
12	1	1:48.130	33.156	45.065	29.909	262.8	23:04.555	12	3	1:49.982	34.100	45.877	30.005	258.4	28:55.180
13	1	1:47.943	32.715	45.131	30.097	261.5	24:52.498	13	3	1:54.138B	32.890	46.241	35.007	259.6	30:49.318
14	1	1:51.859B	33.080	46.815	31.964	260.2	26:44.357	14	1	6:04.439	4:37.024	53.697	33.718	256.5	36:53.757
15	1	25:02.209	...	45.834	30.619	260.9	51:46.566	15	1	1:56.586	34.992	49.400	32.194	258.4	38:50.343
16	1	1:49.740	33.048	46.134	30.558	260.9	53:36.306	16	1	1:59.914B	34.613	50.390	34.911	252.9	40:50.257
17	1	1:48.464	33.213	45.319	29.932	259.6	55:24.770	17	1	4:38.854	3:13.391	52.564	32.899	256.5	45:29.111
18	1	1:48.086	32.933	45.265	29.888	262.8	57:12.856	18	1	1:54.908	34.615	48.752	31.541	258.4	47:24.019
19	1	1:52.052	33.388	47.871	30.793	260.2	59:04.908	19	1	1:53.587	33.698	48.561	31.328	257.8	49:17.606
20	1	1:52.357	34.156	47.179	31.022	261.5	1:00:57.265	20	1	1:52.856	33.871	47.545	31.440	258.4	51:10.462
21	1	1:55.028B	33.014	48.172	33.842	256.5	1:02:52.293	21	1	1:52.439	34.099	47.242	31.098	260.2	53:02.901
22	2	13:53.872	...	46.178	31.830	228.3	1:16:46.165	22	1	1:53.411	34.994	47.252	31.165	257.8	54:56.312
23	2	1:47.567	32.638	44.948	29.981	260.9	1:18:33.732	23	1	1:54.987	35.055	48.384	31.548	255.3	56:51.299
24	2	1:47.950	33.071	44.761	30.118	259.0	1:20:21.682	24	1	1:51.706	33.737	46.995	30.974	257.8	58:43.005
25	2	1:56.149	35.081	47.642	33.426	259.0	1:22:17.831	25	1	1:53.540	33.681	48.120	31.739	257.1	1:00:36.545
26	2	1:47.645	32.923	44.817	29.905	259.0	1:24:05.476	26	1	1:58.570B	36.125	47.723	34.722	255.9	1:02:35.115
27	2	1:49.401	33.607	45.786	30.008	259.0	1:25:54.877	27	2	3:55.928	2:37.887	47.008	31.033	255.3	1:06:31.043
28	2	1:47.283	32.736	44.737	29.810	262.1	1:27:42.160	28	2	1:48.131	32.873	45.399	29.859	257.1	1:08:19.174
29	2	1:49.185	33.182	45.087	30.916	260.2	1:29:31.345	29	2	1:46.994	32.477	44.826	29.691	260.2	1:10:06.168
30	2	1:47.615	33.216	44.609	29.790	260.2	1:31:18.960	30	2	1:51.943B	33.378	46.394	32.171	256.5	1:11:58.111
13 Rebellion Racing <small>Lola B12/60 Coupé - Toyota LMP1</small> 1. Andrea Belicchi 2. Harold Primat								31 2 5:50.356 4:32.588 45.985 31.783 261.5 1:17:48.467 32 2 1:49.149 33.163 45.395 30.591 259.0 1:19:37.616 33 2 1:47.646 32.670 45.183 29.793 257.8 1:21:25.262 34 2 1:48.100 32.498 45.690 29.912 260.2 1:23:13.362 35 2 1:52.088 32.641 46.114 33.333 259.0 1:25:05.450 36 2 1:49.411 34.214 45.391 29.806 259.6 1:26:54.861 37 2 1:52.647B 35.423 45.798 31.426 260.9 1:28:47.508							
1	1	3:43.262	2:23.596	48.729	30.937	255.9	3:43.262	32	2	1:49.149	33.163	45.395	30.591	259.0	1:19:37.616
2	1	1:53.514	34.355	48.867	30.292	254.7	5:36.776	33	2	1:47.646	32.670	45.183	29.793	257.8	1:21:25.262
3	1	1:50.375	32.955	46.384	31.036	262.1	7:27.151	34	2	1:48.100	32.498	45.690	29.912	260.2	1:23:13.362
4	1	1:50.968	32.810	46.890	31.268	259.0	9:18.119	35	2	1:52.088	32.641	46.114	33.333	259.0	1:25:05.450
5	1	1:50.353	34.612	45.670	30.071	259.0	11:08.472	36	2	1:49.411	34.214	45.391	29.806	259.6	1:26:54.861
6	1	1:48.082	32.905	45.234	29.943	262.8	12:56.554	37	2	1:52.647B	35.423	45.798	31.426	260.9	1:28:47.508
7	1	1:53.765B	33.257	47.676	32.832	258.4	14:50.319								
8	1	5:53.798	4:35.504	47.197	31.097	259.6	20:44.117								
9	1	1:55.245	33.020	48.373	33.852	260.2	22:39.362								
10	1	1:53.182B	33.347	47.101	32.734	259.6	24:32.544								
11	1	5:46.792	4:28.679	46.624	31.489	250.6	30:19.336								
12	1	1:48.095	32.820	45.562	29.713	257.8	32:07.431								
13	1	1:52.937	32.567	45.975	34.395	256.5	34:00.368								
14	1	1:47.441	32.759	44.822	29.860	260.2	35:47.809								
15	1	1:48.154	32.665	45.030	30.459	264.1	37:35.963								
16	1	1:47.734	32.963	44.973	29.798	259.6	39:23.697								
17	1	1:56.317B	32.851	47.242	36.224	259.0	41:20.014								
18	2	5:21.315	4:02.166	48.084	31.065	256.5	46:41.329								
19	2	1:56.435	39.309	46.738	30.388	257.8	48:37.764								

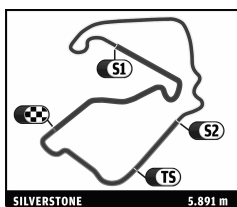


FIA WEC
6 Hours of Silverstone
Free Practice 2
Sector Analysis

Amended

■ Personal Best ■ Session Best B Crossing the finish line in pit lane

Lap	D	Time	Sector 1	Sector 2	Sector 3	T. Spd	Elapsed	Lap	D	Time	Sector 1	Sector 2	Sector 3	T. Spd	Elapsed
22 JRM 1. David Brabham 3. Peter Dumbreck HPD ARX 03a - Honda 2. Karun Chandhok LMP1								22 3 1:55.468 34.862 47.942 32.664 251.7 52:41.923 23 3 1:56.195 35.010 49.863 31.322 252.3 54:38.118 24 3 1:53.486 34.504 47.769 31.213 251.7 56:31.604 25 3 1:56.017 34.363 50.257 31.397 250.0 58:27.621 26 3 1:53.643 34.521 47.823 31.299 251.7 1:00:21.264 27 3 2:00.016 35.237 48.655 36.124 250.6 1:02:21.280 28 3 1:55.943 35.714 48.277 31.952 250.6 1:04:17.223 29 3 1:54.061 34.620 47.996 31.445 250.6 1:06:11.284 30 3 1:53.091 34.447 47.487 31.157 251.2 1:08:04.375 31 3 1:55.507 34.644 49.279 31.584 250.0 1:09:59.882 32 3 1:55.172 34.431 49.075 31.666 250.6 1:11:55.054 33 3 1:54.870B 34.469 48.066 32.335 248.3 1:13:49.924 34 1 2:57.315 1:37.697 48.014 31.604 251.7 1:16:47.239 35 1 1:52.558 33.966 47.336 31.256 250.0 1:18:39.797 36 1 1:52.884 33.807 47.727 31.350 251.2 1:20:32.681 37 1 1:53.889 33.887 47.408 32.594 251.7 1:22:26.570 38 1 1:56.975B 36.704 47.821 32.450 252.3 1:24:23.545 39 1 2:35.934 1:17.563 47.281 31.090 252.3 1:26:59.479 40 1 1:52.416 34.075 47.317 31.024 251.7 1:28:51.895 41 1 1:53.346 35.199 47.182 30.965 250.6 1:30:45.241							
23 Signatech Nissan 1. Franck Mailleux 3. Jordan Tresson Oreca 03 - Nissan 2. Olivier Lombard LMP2								24 3 2:38.494 1:15.290 50.830 32.374 250.0 2:38.494 2 3 1:52.929 34.561 47.337 31.031 251.7 4:31.423 3 3 1:52.811 34.025 47.258 31.528 253.5 6:24.234 4 3 1:54.179 34.455 47.599 32.125 251.7 8:18.413 5 3 1:54.417 34.044 49.243 31.130 252.9 10:12.830 6 3 1:52.519 33.877 47.468 31.174 252.9 12:05.349 7 3 1:53.587 35.100 47.515 30.972 253.5 13:58.936 8 3 1:52.285 34.102 47.141 31.042 252.3 15:51.221 9 3 1:52.223 34.087 47.143 30.993 253.5 17:43.444 10 3 1:54.801 34.323 48.817 31.661 252.9 19:38.245 11 3 1:53.231 34.414 47.661 31.156 256.5 21:31.476 12 3 1:54.097 35.467 47.066 31.564 252.3 23:25.573 13 3 1:53.584 34.013 48.061 31.510 255.3 25:19.157 14 3 1:52.009 33.914 47.054 31.041 254.1 27:11.166 15 3 1:53.147 34.077 47.270 31.800 254.1 29:04.313 16 3 1:52.813 34.894 47.009 30.910 252.9 30:57.126 17 3 1:53.895 33.988 47.877 32.030 255.3 32:51.021 18 3 1:51.573 34.066 46.555 30.952 254.1 34:42.594 19 3 1:53.466 34.968 46.998 31.500 252.9 36:36.060 20 3 1:53.554 33.887 47.875 31.792 250.6 38:29.614 21 3 1:52.254 34.158 47.004 31.092 252.3 40:21.868 22 3 1:55.064B 34.112 46.790 34.162 252.9 42:16.932 23 1 4:13.831 2:51.361 50.067 32.403 250.6 46:30.763 24 1 1:56.999 35.457 49.155 32.387 251.2 48:27.762 25 1 1:57.201 35.721 49.357 32.123 251.2 50:24.963 26 1 1:55.945 35.402 48.857 31.686 252.3 52:20.908 27 1 2:01.890B 36.227 50.541 35.122 251.2 54:22.798 28 1 6:28.880 5:07.165 49.653 32.062 250.6 1:00:51.678 29 1 1:58.873 35.138 50.687 33.048 247.7 1:02:50.551 30 1 1:59.719 38.152 49.348 32.219 249.4 1:04:50.270 31 1 1:57.022 35.587 49.345 32.090 251.7 1:06:47.292 32 1 1:58.507 36.718 49.472 32.317 250.6 1:08:45.799 33 1 1:56.567 35.378 49.008 32.181 251.2 1:10:42.366 34 1 1:55.932 35.206 48.767 31.959 251.7 1:12:38.298							



FIA WEC
6 Hours of Silverstone
Free Practice 2

Sector Analysis

Amended

Personal Best Session Best B Crossing the finish line in pit lane

Lap	D	Time	Sector 1	Sector 2	Sector 3	T. Spd	Elapsed	Lap	D	Time	Sector 1	Sector 2	Sector 3	T. Spd	Elapsed
35	1	1:55.720	35.354	48.403	31.963	251.2	1:14:34.018	4	3	1:58.634	34.806	50.605	33.223	246.6	8:19.389
36	1	1:58.824 B	35.355	48.694	34.775	251.2	1:16:32.842	5	3	1:57.288	35.471	49.937	31.880	248.8	10:16.677
37	2	3:39.867	2:19.109	48.870	31.888	251.7	1:20:12.709	6	3	1:57.470	35.073	49.324	33.073	251.2	12:14.147
38	2	1:55.793	36.181	48.232	31.380	252.3	1:22:08.502	7	3	1:55.730 B	34.904	48.398	32.428	250.0	14:09.877
39	2	1:53.972	34.487	47.793	31.692	251.7	1:24:02.474	8	1	4:00.491	2:38.451	50.260	31.780	248.3	18:10.368
40	2	1:53.751	34.339	47.832	31.580	251.2	1:25:56.225	9	1	1:58.550	35.592	50.936	32.022	250.6	20:08.918
41	2	1:52.934	34.192	47.687	31.055	252.9	1:27:49.159	10	1	1:53.510	34.579	47.665	31.266	250.0	22:02.428
42	2	1:56.108	34.739	49.504	31.865	251.2	1:29:45.267	11	1	1:55.760	34.378	49.455	31.927	247.7	23:58.188
43	2	1:54.540	34.250	48.479	31.811	252.3	1:31:39.807	12	1	1:54.189	34.309	47.447	32.433	251.2	25:52.377

25	ADR-Delta					Oreca 03 - Nissan
	1. John Martin	3. Tor Graves				LMP2
	2. Jan Charouz					

1	1	2:37.024	1:14.336	50.503	32.185	247.7	2:37.024
2	1	1:53.026	34.501	47.198	31.327	250.6	4:30.050
3	1	1:53.609	34.282	47.873	31.454	251.7	6:23.659
4	1	1:58.128 B	35.867	49.683	32.578	251.2	8:21.787
5	1	3:33.756	2:13.488	48.981	31.287	251.2	11:55.543
6	1	1:52.927	34.393	47.515	31.019	251.2	13:48.470
7	1	1:53.390	34.047	47.974	31.369	248.3	15:41.860
8	1	1:52.807	33.980	46.883	31.944	252.9	17:34.667
9	1	1:54.049 B	34.660	47.239	32.150	238.9	19:28.716
10	1	4:44.447	3:24.573	47.973	31.901	251.2	24:13.163
11	1	1:53.870	34.076	48.193	31.601	251.2	26:07.033
12	1	1:51.697	33.768	46.968	30.961	252.3	27:58.730
13	1	1:52.922 B	34.044	47.581	31.297	251.2	29:51.652
14	1	4:11.876	2:51.021	49.676	31.179	250.6	34:03.528
15	1	1:53.757	35.787	46.951	31.019	250.6	35:57.285
16	1	1:55.113 B	33.908	48.617	32.588	246.6	37:52.398
17	3	4:24.512	2:58.470	50.102	35.940	205.3	42:16.910
18	3	1:57.235	36.972	48.481	31.782	247.7	44:14.145
19	3	1:55.310	34.844	47.818	32.648	250.6	46:09.455
20	3	1:54.626	34.969	47.922	31.735	249.4	48:04.081
21	3	1:54.579	34.686	48.162	31.731	250.0	49:58.660
22	3	1:59.949	35.895	51.998	32.056	247.1	51:58.609
23	3	1:55.722	34.997	49.086	31.639	250.0	53:54.331
24	3	1:55.394 B	35.479	48.710	31.205	249.4	55:49.725
25	3	3:22.815	2:01.167	49.495	32.153	250.6	59:12.540
26	3	1:55.709	35.023	49.124	31.562	248.8	1:01:08.249
27	3	2:02.411	34.683	52.665	35.063	232.3	1:03:10.660
28	3	1:56.696	35.046	48.456	33.194	248.8	1:05:07.356
29	3	2:01.147	37.330	48.358	35.459	249.4	1:07:08.503
30	3	2:00.609 B	37.076	49.815	33.718	247.7	1:09:09.112
31	2	4:54.942	3:30.997	51.363	32.582	247.7	1:14:04.054
32	2	1:55.655	35.037	48.985	31.633	248.8	1:15:59.709
33	2	1:53.569	34.659	47.619	31.291	250.6	1:17:53.278
34	2	1:57.190	35.481	49.560	32.149	251.2	1:19:50.468
35	2	1:52.588	34.479	47.176	30.933	253.5	1:21:43.056
36	2	1:51.971	34.078	46.938	30.955	250.6	1:23:35.027
37	2	1:58.837 B	35.319	50.048	33.470	250.0	1:25:33.864
38	2	3:11.302	1:51.379	48.547	31.376	248.3	1:28:45.166
39	2	1:52.285	34.225	47.044	31.016	250.6	1:30:37.451

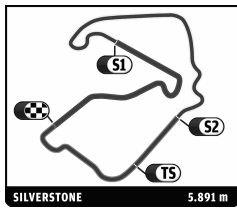
26	Signatech Nissan					Oreca 03 - Nissan
	1. Nelson Panciatici	3. Roman Rusinov				LMP2
	2. Pierre Ragues					

1	3	2:29.462	1:03.813	52.455	33.194	248.3	2:29.462
2	3	1:55.513	35.129	48.752	31.632	247.7	4:24.975
3	3	1:55.780	35.431	48.586	31.763	248.3	6:20.755

29	Gulf Racing Middle East					Lola B12/80 Coupé - Nissan
	1. Fabien Giroix	3. Jean-Denis Deletraz				LMP2
	2. Keiko Ihara					

1	3	3:41.568	2:09.386	57.475	34.707	241.1	3:41.568
2	3	2:01.779	37.291	51.539	32.949	246.6	5:43.347
3	3	1:59.516	36.712	50.698	32.106	247.7	7:42.863
4	3	1:58.200	36.009	49.954	32.237	247.7	9:41.063
5	3	1:58.628	35.930	50.618	32.080	247.7	11:39.691
6	3	2:00.713	36.165	50.439	34.109	248.3	13:40.404
7	3	2:10.839 B	37.641	52.960	40.238	245.5	15:51.243
8	3	5:16.238	3:51.229	52.218	32.791	245.5	21:07.481
9	3	1:58.940	36.099	50.386	32.455	246.6	23:06.421
10	3	1:58.658	36.178	49.929	32.551	247.1	25:05.079
11	3	1:59.848	36.093	50.634	33.121	247.1	27:04.927
12	3	1:59.003	36.640	49.857	32.506	246.0	29:03.930
13	3	1:58.502	36.230	49.875	32.397	246.6	31:02.432
14	3	2:25.672 B	36.941	1:04.068	44.663	180.3	33:28.104
15	2	51:42.759	...	57.773	36.234	240.0	1:25:10.863
16	2	2:04.316	37.954	52.073	34.289	241.6	1:27:15.179
17	2	2:01.014	36.379	50.934	33.701	245.5	1:29:16.193
18	2	2:00.745	36.525	50.721	33.499	244.9	1:31:16.938

30	Status GP					Lola B12/80 Coupe - Judd
	1. Alexander Sims	3. Maxime Jousse				LMP2
	2. Julien Jousse					



FIA WEC
6 Hours of Silverstone
Free Practice 2
Sector Analysis

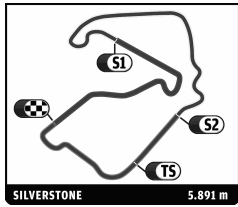
Amended

Personal Best Session Best B Crossing the finish line in pit lane

Lap	D	Time	Sector 1	Sector 2	Sector 3	T. Spd	Elapsed	Lap	D	Time	Sector 1	Sector 2	Sector 3	T. Spd	Elapsed
1	3	3:00.711	1:33.338	52.598	34.775	225.0	3:00.711	19	1	1:54.439	34.746	48.009	31.684	246.6	54:49.355
2	3	2:00.695	36.748	49.793	34.154	241.1	5:01.406	20	1	1:56.550 B	35.231	48.468	32.851	245.5	56:45.905
3	3	1:58.066	36.062	49.908	32.096	239.5	6:59.472	21	3	5:53.183	4:28.165	51.500	33.518	240.5	1:02:39.088
4	3	2:00.673	36.543	51.295	32.835	238.4	9:00.145	22	3	2:00.669	36.652	51.422	32.595	240.5	1:04:39.757
5	3	1:57.998	35.218	50.358	32.422	239.5	10:58.143	23	3	1:57.939	35.939	49.688	32.312	242.7	1:06:37.696
6	3	1:54.743	35.034	47.840	31.869	239.5	12:52.886	24	3	1:57.892	35.673	49.302	32.917	241.6	1:08:35.588
7	3	1:58.642	35.196	49.357	34.089	238.4	14:51.528	25	3	1:59.168	36.279	50.153	32.736	243.8	1:10:34.756
8	3	1:55.804	35.026	48.242	32.536	239.5	16:47.332	26	3	1:57.500	35.807	49.418	32.275	243.8	1:12:32.256
9	3	1:54.927	35.217	47.850	31.860	241.6	18:42.259	27	3	1:58.127	36.151	49.552	32.424	242.7	1:14:30.383
10	3	1:55.789	34.958	48.934	31.897	241.6	20:38.048	28	3	1:56.981	35.648	49.177	32.156	243.8	1:16:27.364
11	3	1:57.527	35.023	50.597	31.907	240.5	22:35.575	29	3	1:56.581	35.415	49.128	32.038	242.7	1:18:23.945
12	3	1:57.020	35.031	49.001	32.988	237.9	24:32.595	30	3	1:57.460	35.507	49.100	32.853	244.9	1:20:21.405
13	3	1:54.766	34.969	47.617	32.180	241.1	26:27.361	31	3	1:59.259	36.278	50.087	32.894	243.8	1:22:20.664
14	3	1:56.815	37.007	49.951	31.857	241.6	28:24.176	32	3	1:56.392	35.382	49.171	31.839	243.2	1:24:17.056
15	3	1:56.652	34.980	49.516	32.156	240.0	30:20.828	33	3	2:09.137 B	40.160	50.475	38.502	242.7	1:26:26.193
16	3	1:54.678	34.876	47.862	31.940	241.6	32:15.506	34	3	5:03.577	3:40.972	49.708	32.897	241.1	1:31:29.770
17	3	2:04.595 B	39.073	51.541	33.981	231.3	34:20.101								
18	2	8:05.245	6:42.531	49.868	32.846	236.8	42:25.346								
19	2	1:56.826	36.482	48.301	32.043	237.9	44:22.172								
20	2	1:54.785	34.927	47.905	31.953	238.9	46:16.957								
21	2	1:54.369	34.914	47.887	31.568	240.0	48:11.326								
22	2	1:55.937	34.948	49.034	31.955	237.9	50:07.263								
23	2	1:57.814 B	35.019	49.578	33.217	238.9	52:05.077								
24	2	9:13.812	7:51.497	49.742	32.573	224.1	1:01:18.889								
25	2	1:57.539	34.520	50.494	32.525	235.3	1:03:16.428								
26	2	1:54.742	35.050	47.777	31.915	237.4	1:05:11.170								
27	2	1:54.229	34.758	47.546	31.925	239.5	1:07:05.399								
28	2	1:53.491	34.790	47.115	31.586	237.9	1:08:58.890								
29	2	1:56.259 B	35.475	48.257	32.527	238.4	1:10:55.149								
30	1	8:03.123	6:42.387	48.859	31.877	234.8	1:18:58.272								
31	1	1:53.396	34.928	47.199	31.269	239.5	1:20:51.668								
32	1	1:54.760	34.608	48.539	31.613	234.8	1:22:46.428								
33	1	1:54.681	34.724	48.286	31.671	239.5	1:24:41.109								
34	1	1:59.350	36.223	50.745	32.382	235.8	1:26:40.459								
35	1	1:53.198	34.677	47.122	31.399	240.5	1:28:33.657								
36	1	1:54.222	35.456	47.314	31.452	239.5	1:30:27.879								

Lap	D	Time	Sector 1	Sector 2	Sector 3	T. Spd	Elapsed
1	3	2:39.505	1:09.291	53.653	36.561	239.5	2:39.505
2	3	2:22.308	37.397	1:00.200	44.711	213.0	5:01.813
3	3	2:26.853 B	43.605	1:03.465	39.783	182.7	7:28.666
4	3	23:54.108	...	55.185	35.350	240.5	31:22.774
5	3	2:06.630	37.750	54.091	34.789	240.5	33:29.404
6	3	2:05.422	37.493	52.826	35.103	240.0	35:34.826
7	3	2:04.243	36.860	52.969	34.414	241.6	37:39.069

Lap	D	Time	Sector 1	Sector 2	Sector 3	T. Spd	Elapsed
1	3	2:41.097	1:19.797	49.335	31.965	252.9	2:41.097
2	3	1:56.748	36.390	48.903	31.455	252.3	4:37.845
3	3	1:52.767	34.308	47.280	31.179	252.9	6:30.612
4	3	1:52.980	34.370	47.439	31.171	252.3	8:23.592
5	3	1:54.003	34.168	48.081	31.754	253.5	10:17.595
6	3	1:58.322 B	34.457	49.270	34.595	256.5	12:15.917
7	3	5:03.560	3:43.749	47.537	32.274	252.3	17:19.477
8	3	1:51.201	33.818	46.550	30.833	252.9	19:10.678
9	3	1:51.210	33.816	46.543	30.851	252.3	21:01.888
10	3	1:52.213	34.000	47.138	31.075	251.7	22:54.101
11	3	1:52.296	34.054	46.890	31.352	253.5	24:46.397
12	3	1:52.983	34.679	47.182	31.122	252.9	26:39.380
13	3	1:52.402	34.149	46.954	31.299	254.1	28:31.782
14	3	1:52.150	33.997	47.010	31.143	253.5	30:23.932
15	3	1:52.151	33.860	47.203	31.088	252.3	32:16.083
16	3	1:53.527	34.737	47.457	31.333	254.1	34:09.610
17	3	1:52.817	34.694	46.981	31.142	252.9	36:02.427
18	3	1:54.046 B	33.968	47.065	33.013	252.9	37:56.473
19	1	4:21.589	3:00.585	49.041	31.963	251.2	42:18.062
20	1	1:54.758	34.797	47.910	32.051	251.2	44:12.820
21	1	1:55.086	34.550	48.553	31.983	251.2	46:07.906
22	1	1:54.148	34.321	48.200	31.627	253.5	48:02.054
23	1	1:54.329	34.970	47.672	31.687	252.3	49:56.383
24	1	1:53.862	34.493	47.651	31.718	252.9	51:50.245
25	1	1:54.292	34.754	47.870	31.668	253.5	53:44.537
26	1	1:56.724 B	34.339	48.720	33.665	252.3	55:41.261
27	1	3:22.130	2:02.754	48.205	31.171	251.7	59:03.391
28	1	1:54.376	35.219	47.373	31.784	250.0	1:00:57.767



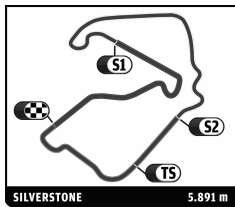
FIA WEC
6 Hours of Silverstone
Free Practice 2

Sector Analysis

Amended

■ Personal Best ■ Session Best B Crossing the finish line in pit lane

Lap	D	Time	Sector 1	Sector 2	Sector 3	T. Spd	Elapsed	Lap	D	Time	Sector 1	Sector 2	Sector 3	T. Spd	Elapsed
29	1	1:53.076	33.863	47.237	31.976	250.0	1:02:50.843	40	1	1:52.367	34.196	46.994	31.177	247.7	1:31:18.124
30	1	1:56.959	36.850	47.517	32.592	250.0	1:04:47.802	41 Greaves Motorsport 1.Christian Zuegel 2.Ricardo Gonzalez 3.Elton Julian Zytek Z11SN - Nissan LMP2							
31	1	1:53.748	34.307	48.004	31.437	250.6	1:06:41.550	1	1	3:46.855	2:17.436	54.810	34.609	238.4	3:46.855
32	1	1:52.723	34.403	47.007	31.313	251.7	1:08:34.273	2	1	2:04.006	37.567	52.731	33.708	241.1	5:50.861
33	1	1:53.137	34.372	46.649	32.116	252.3	1:10:27.410	3	1	2:06.183	37.544	54.509	34.130	244.3	7:57.044
34	1	1:57.008B	34.410	49.203	33.395	252.3	1:12:24.418	4	1	2:03.935	37.426	52.530	33.979	243.8	10:00.979
35	2	4:10.267	2:50.135	48.854	31.278	253.5	1:16:34.685	5	1	2:03.600	37.309	52.477	33.814	244.9	12:04.579
36	2	2:00.223	39.654	48.507	32.062	252.9	1:18:34.908	6	1	2:02.413	36.971	51.739	33.703	244.3	14:06.992
37	2	1:53.620	34.746	47.615	31.259	254.1	1:20:28.528	7	1	2:01.236	35.861	51.819	33.556	246.0	16:08.228
38	2	1:54.071	34.510	47.108	32.453	257.8	1:22:22.599	8	1	2:01.386	37.165	51.290	32.931	246.0	18:09.614
39	2	1:56.212	37.139	47.598	31.475	254.1	1:24:18.811	9	1	2:00.455	35.788	51.350	33.317	247.7	20:10.069
40	2	1:53.321	35.097	46.925	31.299	255.3	1:26:12.132	10	1	2:00.516	35.528	51.225	33.763	246.0	22:10.585
41	2	1:53.443	34.708	47.625	31.110	255.3	1:28:05.575	11	1	2:00.255	36.079	50.882	33.294	245.5	24:10.840
42	2	1:52.453	34.369	46.961	31.123	257.1	1:29:58.028	12	1	2:07.899	41.544	52.310	34.045	245.5	26:18.739
43	2	1:53.222B	34.251	47.214	31.757	253.5	1:31:51.250	13	1	2:08.603B	36.037	54.003	38.563	245.5	28:27.342
38 Jota 1.Simon Dolan 2.Sam Hancock 3.Nicolas Minassian Zytek Z11SN - Nissan LMP2								14	2	4:24.211	2:58.679	52.064	33.468	243.8	32:51.553
1	2	2:28.211	1:04.514	50.860	32.837	248.8	2:28.211	15	2	1:56.597	35.682	49.258	31.657	244.3	34:48.150
2	2	1:52.952	34.686	47.432	30.834	248.3	4:21.163	16	2	1:55.469	34.674	48.860	31.935	245.5	36:43.619
3	2	1:52.122	34.126	47.290	30.706	247.1	6:13.285	17	2	1:56.410	34.781	49.013	32.616	244.9	38:40.029
4	2	1:51.791	34.096	46.826	30.869	248.8	8:05.076	18	2	1:54.810	34.858	48.253	31.699	246.0	40:34.839
5	2	1:56.734	34.864	48.600	33.270	251.2	10:01.810	19	2	1:54.521	34.356	48.334	31.831	247.1	42:29.360
6	2	1:58.667	35.531	50.987	32.149	247.1	12:00.477	20	2	1:55.474	34.291	49.109	32.074	245.5	44:24.834
7	2	1:55.464B	34.615	47.343	33.506	249.4	13:55.941	21	2	1:54.126	34.125	48.515	31.486	245.5	46:18.960
8	1	3:45.040	2:24.432	48.915	31.693	248.3	17:40.981	22	2	1:54.075	34.045	48.594	31.436	246.6	48:13.035
9	1	1:56.875	34.712	50.025	32.138	247.7	19:37.856	23	2	2:01.441B	39.039	48.782	33.620	246.6	50:14.476
10	1	1:54.252	34.170	48.067	32.015	248.8	21:32.108	24	2	7:42.310	6:20.511	49.493	32.306	246.6	57:56.786
11	1	1:56.832	36.844	48.102	31.886	248.3	23:28.940	25	2	1:52.848	34.064	47.502	31.282	246.6	59:49.634
12	1	1:53.800	34.546	47.905	31.349	248.3	25:22.740	26	2	1:52.463	33.917	47.516	31.030	244.3	1:01:42.097
13	1	1:54.945	35.312	48.105	31.528	248.3	27:17.685	27	2	1:52.475	33.738	47.555	31.182	244.9	1:03:34.572
14	1	1:59.590B	34.525	50.194	34.871	246.0	29:17.275	28	2	1:58.419B	35.292	47.602	35.525	244.9	1:05:32.991
15	1	3:34.608	2:09.550	52.013	33.045	248.8	32:51.883	29	3	4:52.815	3:28.482	51.743	32.590	242.2	1:10:25.806
16	1	1:59.642	35.455	49.732	34.455	248.8	34:51.525	30	3	1:55.949	35.402	48.833	31.714	244.3	1:12:21.755
17	1	1:53.554	34.434	47.872	31.248	248.3	36:45.079	31	3	1:54.315	34.910	48.057	31.348	244.3	1:14:16.070
18	1	1:54.600	34.096	48.476	32.028	250.0	38:39.679	32	3	1:54.372	34.948	47.501	31.923	247.1	1:16:10.442
19	1	1:52.552	33.963	47.580	31.009	248.3	40:32.231	33	3	1:54.840	35.724	47.738	31.378	244.3	1:18:05.282
20	1	1:52.578	33.873	47.228	31.477	249.4	42:24.809	34	3	1:57.006	34.623	50.641	31.742	240.0	1:20:02.288
21	1	1:56.565B	35.616	48.370	32.579	247.7	44:21.374	35	3	1:55.842	34.569	48.371	32.902	242.7	1:21:58.130
22	3	7:52.184	6:30.983	49.238	31.963	222.2	52:13.558	36	3	1:56.367	34.668	49.868	31.831	241.6	1:23:54.497
23	3	1:50.759	33.430	46.445	30.884	248.8	54:04.317	37	3	1:53.376	34.359	47.576	31.441	245.5	1:25:47.873
24	3	1:53.178	34.303	47.365	31.510	247.7	55:57.495	38	3	1:55.867	34.435	49.369	32.063	243.8	1:27:43.740
25	3	1:58.350	34.157	52.643	31.550	244.3	57:55.845	39	3	1:55.380	35.757	48.018	31.605	247.1	1:29:39.120
26	3	1:51.790	33.744	47.067	30.979	244.9	59:47.635	40	3	1:54.097	34.374	48.269	31.454	244.9	1:31:33.217
27	3	1:50.946	33.564	46.660	30.722	246.6	1:01:38.581	42 Greaves Motorsport 1.Lucas Ordoñez 2.Martin Brundle 3.Alex Brundle Zytek Z11SN - Nissan LMP2							
28	3	1:54.442B	33.704	46.705	34.033	248.8	1:03:33.023	1	2	3:13.347	1:51.908	49.381	32.058	244.9	3:13.347
29	1	4:39.388	3:20.049	47.958	31.381	244.3	1:08:12.411	2	2	1:53.640	35.165	47.368	31.107	248.8	5:06.987
30	1	1:53.242	34.647	47.304	31.291	247.1	1:10:05.653	3	2	1:56.004	35.928	48.739	31.337	246.6	7:02.991
31	1	1:55.250	35.212	48.095	31.943	246.6	1:12:00.903	4	2	1:53.107	34.478	47.477	31.152	247.7	8:56.098
32	1	1:54.911	35.571	47.503	31.837	244.3	1:13:55.814	5	2	1:53.431	35.086	47.337	31.008	247.7	10:49.529
33	1	1:58.399B	35.745	48.455	34.199	248.3	1:15:54.213	6	2	1:52.122	34.298	46.689	31.135	249.4	12:41.651
34	1	4:01.113	2:41.787	47.920	31.406	244.9	1:19:55.326	7	2	1:53.641	35.918	46.581	31.142	248.3	14:35.292
35	1	1:55.080	35.364	48.352	31.364	244.3	1:21:50.406	8	2	1:52.386	34.209	46.995	31.182	248.8	16:27.678
36	1	1:53.481	34.523	47.329	31.629	245.5	1:23:43.887	9	2	1:53.227	35.699	46.483	31.045	250.0	18:20.905
37	1	1:52.536	34.352	46.960	31.224	246.0	1:25:36.423	10	2	1:55.772	35.241	47.813	32.718	252.9	20:16.677
38	1	1:55.407	35.573	47.274	32.560	246.6	1:27:31.830								
39	1	1:53.927	34.444	47.842	31.641	247.1	1:29:25.757								



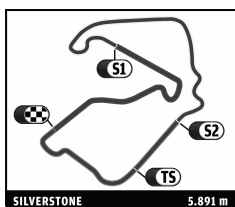
FIA WEC
6 Hours of Silverstone
Free Practice 2

Sector Analysis

Amended

Personal Best Session Best B Crossing the finish line in pit lane

Lap	D	Time	Sector 1	Sector 2	Sector 3	T. Spd	Elapsed	Lap	D	Time	Sector 1	Sector 2	Sector 3	T. Spd	Elapsed
11	2	1:52.972	34.722	46.791	31.459	248.3	22:09.649	48 Murphy Prototypes 1.Jody Firth 2.Warren Hughes 3.Brendon Hartley Oreca 03 - Nissan LMP2							
12	2	1:53.018	34.083	47.031	31.904	249.4	24:02.667								
13	2	1:52.897	34.933	47.080	30.884	248.8	25:55.564								
14	2	1:53.310	35.211	46.762	31.337	248.8	27:48.874								
15	2	1:54.889B	34.413	47.610	32.866	248.8	29:43.763								
16	1	4:36.217	3:14.275	49.611	32.331	246.0	34:19.980								
17	1	1:58.860	35.443	51.580	31.837	244.9	36:18.840								
18	1	1:54.212	34.457	48.193	31.562	247.7	38:13.052								
19	1	1:54.135	34.547	48.130	31.458	246.6	40:07.187								
20	1	1:57.097	34.969	49.221	32.907	247.1	42:04.284								
21	1	1:56.159	36.151	48.777	31.231	247.7	44:00.443								
22	1	1:54.187	34.411	48.625	31.151	246.0	45:54.630								
23	1	1:52.525	34.344	47.279	30.902	248.3	47:47.155								
24	1	1:52.818	34.573	47.347	30.898	248.3	49:39.973								
25	1	1:53.948	34.284	48.700	30.964	248.3	51:33.921								
26	1	2:12.398B	34.916	56.512	40.970	178.8	53:46.319								
27	3	20:03.753	...	49.355	32.672	243.2	1:13:50.072								
28	3	1:52.698	34.632	47.124	30.942	247.1	1:15:42.770								
29	3	1:53.160	34.063	48.077	31.020	247.1	1:17:35.930								
30	3	1:53.790	33.988	48.825	30.977	246.6	1:19:29.720								
31	3	1:52.672	33.969	47.802	30.901	247.1	1:21:22.392								
32	3	1:51.944	34.035	46.799	31.110	246.0	1:23:14.336								
33	3	1:53.708	34.634	46.758	32.316	247.1	1:25:08.044								
34	3	1:53.746	35.153	47.565	31.028	246.0	1:27:01.790								
35	3	1:52.498	33.891	47.781	30.826	247.1	1:28:54.288								
36	3	1:52.976	33.994	47.933	31.049	247.7	1:30:47.264								
44 Starworks Motorsports 1.Vicente Potolicchio 2.Ryan Dalziel 3.Stéphane Sarrazin HPD ARX 03b - Honda LMP2	1	2	2:48.954	1:22.996	52.035	33.923	238.9		2:48.954						
	2	2	1:58.215	35.624	50.083	32.508	245.5		4:47.169						
	3	2	1:55.441	35.231	48.409	31.801	246.6		6:42.610						
	4	2	1:53.870	34.463	47.892	31.515	246.0		8:36.480						
	5	2	1:53.463	34.384	47.637	31.442	246.6		10:29.943						
	6	2	1:55.809B	34.497	48.729	32.583	244.3		12:25.752						
	7	2	20:16.273	...	48.694	31.615	244.3		32:42.025						
	8	2	1:55.027	34.492	48.818	31.717	244.9		34:37.052						
	9	2	1:53.541	34.327	47.785	31.429	245.5	36:30.593							
	10	2	1:55.405	35.033	48.803	31.569	245.5	38:25.998							
	11	2	1:53.419	34.280	47.957	31.182	246.0	40:19.417							
	12	2	1:53.161	34.151	47.748	31.262	245.5	42:12.578							
	13	2	1:56.339B	34.241	47.311	34.787	242.7	44:08.917							
	14	1	7:28.521	6:04.870	51.242	32.409	243.8	51:37.438							
	15	1	1:58.539	35.205	51.086	32.248	243.2	53:35.977							
	16	1	1:56.564	35.436	49.279	31.849	243.8	55:32.541							
	17	1	1:55.964	35.051	48.783	32.130	243.8	57:28.505							
	18	1	1:56.117	34.655	49.431	32.031	243.8	59:24.622							
	19	1	1:56.740	34.820	48.973	32.947	247.1	1:01:21.362							
	20	1	1:57.948	34.721	49.687	33.540	246.6	1:03:19.310							
	21	1	1:56.782B	35.187	48.537	33.058	242.2	1:05:16.092							
	22	3	6:08.590	4:48.268	48.883	31.439	244.3	1:11:24.682							
	23	3	1:54.146	34.697	47.483	31.966	244.3	1:13:18.828							
	24	3	1:54.933B	34.639	47.523	32.771	246.6	1:15:13.761							
	25	3	5:01.181	3:40.700	49.166	31.315	246.6	1:20:14.942							
	26	3	1:54.931B	34.425	48.421	32.085	247.7	1:22:09.873							
	27	3	6:38.245	5:18.550	47.425	32.270	248.3	1:28:48.118							
	28	3	1:52.334	34.470	46.940	30.924	246.6	1:30:40.452							
49 Pecom Racing 1.Luis Perez Companc 2.Sohail Ayari 3.Pierre Kaffer Oreca 03 - Nissan LMP2	1	3	2:25.499	1:02.957	50.346	32.196	246.6	2:25.499							
	2	3	1:55.083	35.065	48.285	31.733	248.3	4:20.582							
	3	3	1:54.616	34.562	48.426	31.628	248.8	6:15.198							
	4	3	1:54.222	35.360	47.434	31.428	248.8	8:09.420							
	5	3	1:54.499	34.914	47.764	31.821	250.0	10:03.919							
	6	3	1:57.572B	34.568	50.008	32.996	250.6	12:01.491							
	7	3	5:11.443	3:48.800	50.860	31.783	247.1	17:12.934							
	8	3	1:51.291	33.994	46.448	30.849	250.0	19:04.225							
	9	3	1:51.400	33.909	46.473	31.018	249.4	20:55.625							
	10	3	1:53.128	34.162	47.787	31.179	248.8	22:48.753							
	11	3	1:55.330	33.999	48.224	33.107	248.3	24:44.083							
	12	3	1:54.056	34.144	47.983	31.929	250.0	26:38.139							
	13	3	1:52.619	34.105	47.173	31.341	248.8	28:30.758							
	14	3	1:53.497B	34.367	47.009	32.121	249.4	30:24.255							
	15	1	4:28.693	3:05.184	50.511	32.998	246.6	34:52.948							
	16	1	1:57.354	35.368	49.493	32.493	245.5	36:50.302							
	17	1	1:57.232	35.459	49.450	32.323	248.3	38:47.534							
	18	1	1:56.677	35.185	49.426	32.066	247.7	40:44.211							



FIA WEC
6 Hours of Silverstone
Free Practice 2

Sector Analysis

Amended

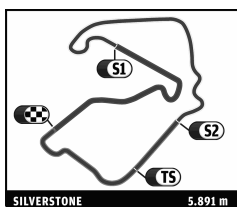
■ Personal Best ■ Session Best B Crossing the finish line in pit lane

Lap	D	Time	Sector 1	Sector 2	Sector 3	T. Spd	Elapsed	Lap	D	Time	Sector 1	Sector 2	Sector 3	T. Spd	Elapsed
19	1	1:58.723	35.574	49.610	33.539	246.6	42:42.934	9	1	5:13.568	3:46.115	53.390	34.063	238.9	22:29.532
20	1	1:56.755	35.276	49.147	32.332	247.1	44:39.689	10	1	2:04.944	37.480	52.444	35.020	237.4	24:34.476
21	1	1:59.760	35.384	50.616	33.760	246.0	46:39.449	11	1	2:04.471	37.386	52.573	34.512	237.9	26:38.947
22	1	1:55.824	35.203	48.601	32.020	247.7	48:35.273	12	1	2:03.751	37.535	52.459	33.757	237.4	28:42.698
23	1	1:56.938	35.099	49.557	32.282	248.3	50:32.211	13	1	2:03.621	37.397	52.475	33.749	238.9	30:46.319
24	1	1:57.365	35.497	49.346	32.522	247.1	52:29.576	14	1	2:03.153	37.059	52.452	33.642	238.9	32:49.472
25	1	1:57.625B	35.069	49.117	33.439	247.1	54:27.201	15	1	2:06.212B	37.986	54.153	34.073	237.4	34:55.684
26	1	4:07.018	2:44.330	49.360	33.328	247.1	58:34.219	16	1	4:51.645	3:23.117	54.448	34.080	238.4	39:47.329
27	1	1:54.866	34.865	47.726	32.275	248.3	1:00:29.085	17	1	2:02.121	36.812	51.860	33.449	238.4	41:49.450
28	1	1:57.248	34.478	49.701	33.069	244.9	1:02:26.333	18	1	2:04.980	37.501	53.542	33.937	238.4	43:54.430
29	1	1:59.641	37.856	49.534	32.251	244.3	1:04:25.974	19	1	2:02.809	37.123	51.996	33.690	239.5	45:57.239
30	1	1:55.797	35.139	48.678	31.980	246.0	1:06:21.771	20	1	2:02.468B	37.161	52.064	33.243	238.4	47:59.707
31	1	1:57.219B	35.346	48.784	33.089	246.6	1:08:18.990	21	2	3:31.097	2:04.643	52.751	33.703	241.1	51:30.804
32	2	3:58.931	2:38.829	48.504	31.598	246.0	1:12:17.921	22	2	2:10.599	37.965	54.968	37.666	162.7	53:41.403
33	2	1:53.584	34.988	47.446	31.150	246.6	1:14:11.505	23	2	2:02.984	37.065	52.365	33.554	237.4	55:44.387
34	2	1:55.960	34.852	49.382	31.726	244.9	1:16:07.465	24	2	2:02.674	36.904	52.091	33.679	237.9	57:47.061
35	2	1:52.619	34.465	47.217	30.937	247.1	1:18:00.084	25	2	2:05.689	36.960	53.111	35.618	230.8	59:52.750
36	2	1:53.942	34.660	47.390	31.892	248.3	1:19:54.026	26	2	2:15.995B	37.134	52.650	46.211	235.8	1:02:08.745
37	2	1:53.241	35.050	47.040	31.151	247.1	1:21:47.267	27	2	7:53.722	6:26.096	53.614	34.012	236.8	1:10:02.467
38	2	1:52.397	34.429	46.840	31.128	247.1	1:23:39.664	28	2	2:03.166	37.253	52.162	33.751	237.4	1:12:05.633
39	2	1:52.484	33.993	46.889	31.602	250.0	1:25:32.148	29	2	2:02.706	37.174	51.856	33.676	238.4	1:14:08.339
40	2	1:53.458	33.931	47.944	31.583	246.0	1:27:25.606	30	2	2:02.699	36.776	51.729	34.194	238.9	1:16:11.038
41	2	1:53.912	34.047	48.725	31.140	248.3	1:29:19.518	31	2	2:04.930	37.805	52.425	34.700	238.4	1:18:15.968
42	2	1:52.801	33.870	47.384	31.547	248.3	1:31:12.319	32	2	2:03.631	37.296	52.612	33.723	237.4	1:20:19.599

50		Larbre Competition		Chevrolet Corvette C6-ZR1			
		1.Patrick Bornhauser		3.Fernando Rees			
		2.Julien Canal		LMGTE Am			
1	3	2:45.053	1:10.966	56.784	37.303	206.5	2:45.053
2	3	2:07.471	38.719	54.158	34.594	238.9	4:52.524
3	3	2:06.077	38.235	53.602	34.240	238.9	6:58.601
4	3	2:07.175	38.854	53.834	34.487	240.0	9:05.776
5	3	2:06.441	38.084	53.802	34.555	238.9	11:12.217
6	3	2:06.196	38.237	53.693	34.266	240.0	13:18.413
7	3	2:09.986B	37.958	53.610	38.418	238.9	15:28.399
8	3	8:17.251	6:48.389	54.089	34.773	238.9	23:45.650
9	3	2:06.587	38.008	53.872	34.707	240.0	25:52.237
10	3	2:09.574	39.643	54.857	35.074	237.9	28:01.811
11	3	2:05.833	37.657	53.670	34.506	240.0	30:07.644
12	3	2:05.513	37.818	53.493	34.202	240.5	32:13.157
13	3	2:05.903	37.890	53.758	34.255	241.1	34:19.060
14	3	2:07.536B	38.478	53.534	35.524	239.5	36:26.596
15	2	4:59.189	3:26.683	55.586	36.920	235.3	41:25.785
16	2	2:08.181	39.317	54.103	34.761	238.4	43:33.966
17	2	2:09.338B	38.530	54.266	36.542	237.9	45:43.304
18	2	4:27.274	2:59.155	53.722	34.397	240.0	50:10.578
19	2	11:56.698B	37.375	...	1:04.669	107.8	1:02:07.276

51		AF Corse		Ferrari F458 Italia			
		1.Giancarlo Fisichella		LMGTE Pro			
		2.Gianmaria Bruni					
1	1	2:39.952	1:09.956	54.734	35.262	237.9	2:39.952
2	1	2:07.080	39.401	53.166	34.513	236.3	4:47.032
3	1	2:04.419	37.730	52.895	33.794	238.9	6:51.451
4	1	2:03.592	37.366	52.300	33.926	238.4	8:55.043
5	1	2:04.548	37.492	52.853	34.203	238.4	10:59.591
6	1	2:03.667	37.210	52.550	33.907	238.4	13:03.258
7	1	2:07.544	40.025	53.437	34.082	237.9	15:10.802
8	1	2:05.162B	37.425	52.822	34.915	238.9	17:15.964

55		JWA-Avila		Porsche 911 RSR (997)			
		1.Joël Camathias		LMGTE Am			
		2.Markus Palmtala		3.Paul Daniels			
1	2	3:14.533	1:40.884	56.855	36.794	235.3	3:14.533
2	2	2:07.225	38.291	54.262	34.672	234.3	5:21.758
3	2	2:06.835	38.099	53.840	34.896	232.3	7:28.593
4	2	2:06.859	38.126	53.878	34.855	234.8	9:35.452
5	2	2:07.823B	38.071	54.004	35.748	240.5	11:43.275
6	1	3:36.834	2:03.640	57.187	36.007	234.8	15:20.109
7	1	2:11.087	39.633	56.059	35.395	237.9	17:31.196
8	1	2:11.448	40.133	55.879	35.436	234.8	19:42.644
9	1	2:11.647	39.483	55.427	36.737	235.8	21:54.291
10	1	2:10.008	39.246	55.261	35.501	234.8	24:04.299
11	1	2:09.988	38.848	55.763	35.377	237.4	26:14.287
12	1	2:14.103B	38.829	55.464	39.810	236.3	28:28.390
13	1	5:34.375	4:03.509	55.525	35.341	235.8	34:02.765
14	1	2:26.271	46.669	1:01.226	38.376	190.8	36:29.036
15	1	2:10.339	39.423	55.577	35.339	234.3	38:39.375
16	1	2:13.591B	39.263	56.543	37.785	234.8	40:52.966
17	3	5:17.182	3:40.059	59.420	37.703	233.3	46:10.148
18	3	2:17.636	41.675	58.404	37.557	235.8	48:27.784
19	3	2:16.051	40.908	58.507	36.636	232.8	50:43.835
20	3	2:15.213	40.313	57.318	37.582	233.3	52:59.048
21	3	2:15.226	40.786	57.594	36.846	234.8	55:14.274
22	3	2:47.527	1:10.395	59.692	37.440	231.3	58:01.801
23	3	2:16.610	41.536	57.570	37.504	233.3	1:00:18.411
24	3	2:15.859	40.547	57.473	37.839	232.8	1:02:34.270
25	3	2:15.802	41.115	57.742	36.945	231.8	1:04:50.072



FIA WEC
6 Hours of Silverstone
Free Practice 2

Sector Analysis

Amended

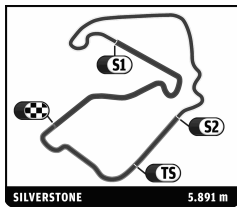
■ Personal Best ■ Session Best B Crossing the finish line in pit lane

Lap	D	Time	Sector 1	Sector 2	Sector 3	T. Spd	Elapsed	Lap	D	Time	Sector 1	Sector 2	Sector 3	T. Spd	Elapsed
26	3	2:15.288	40.611	57.090	37.587	231.8	1:07:05.360	12	2	2:03.108	37.044	52.211	33.853	234.8	30:48.262
27	3	2:20.695 B	41.959	58.539	40.197	230.8	1:09:26.055	13	2	2:07.667 B	37.333	54.797	35.537	234.8	32:55.929
28	1	5:50.523	4:17.687	56.297	36.539	231.8	1:15:16.578	14	1	4:42.625	3:11.457	55.563	35.605	231.3	37:38.554
29	1	2:10.435	39.279	55.501	35.655	231.8	1:17:27.013	15	1	2:09.858	39.401	55.127	35.330	230.8	39:48.412
30	1	2:10.529	39.370	55.906	35.253	234.8	1:19:37.542	16	1	2:08.227	38.508	54.279	35.440	231.3	41:56.639
31	1	2:09.034	38.892	54.835	35.307	234.3	1:21:46.576	17	1	2:07.412	38.334	54.017	35.061	233.3	44:04.051
32	1	2:12.661 B	40.527	55.462	36.672	232.3	1:23:59.237	18	1	2:07.175	38.289	53.725	35.161	232.8	46:11.226
33	3	3:49.139	2:14.167	58.426	36.546	230.8	1:27:48.376	19	1	2:09.940	38.706	56.154	35.080	232.3	48:21.166
34	3	2:14.910	40.263	57.370	37.277	234.3	1:30:03.286	20	1	2:08.474	38.785	54.583	35.106	232.3	50:29.640

57		Krohn Racing		3.Michele Rugolo		Ferrari F458 Italia	
		1.Tracy Krohn				LMGTE Am	
		2.Niclas Jönsson					
1	1	2:51.705	1:17.253	57.704	36.748	234.3	2:51.705
2	1	2:10.665	39.159	55.283	36.223	234.8	5:02.370
3	1	2:11.328	39.250	56.138	35.940	232.8	7:13.698
4	1	2:13.554 B	39.206	57.867	36.481	235.3	9:27.252
5	1	3:13.086	1:41.852	55.790	35.444	233.8	12:40.338
6	1	2:17.192	39.632	1:01.270	36.290	230.3	14:57.530
7	1	2:10.688	39.771	55.433	35.484	234.8	17:08.218
8	1	2:10.915	39.145	56.612	35.158	234.3	19:19.133
9	1	2:11.248	39.149	56.471	35.628	234.3	21:30.381
10	1	2:11.375	39.995	55.914	35.466	233.3	23:41.756
11	1	2:10.131	39.515	55.740	34.876	235.8	25:51.887
12	1	2:11.356	39.237	56.674	35.445	235.3	28:03.243
13	1	2:11.027 B	40.127	55.565	35.335	234.3	30:14.270
14	1	22:27.578	...	59.416	36.345	229.3	52:41.848
15	1	2:10.472	39.519	55.312	35.641	233.3	54:52.320
16	1	2:10.796	39.424	55.387	35.985	233.3	57:03.116
17	1	2:10.515	39.358	55.701	35.456	232.8	59:13.631
18	1	2:09.846	38.749	54.954	36.143	231.8	1:01:23.477
19	1	2:09.757	39.392	54.944	35.421	231.3	1:03:33.234
20	1	2:10.570	39.711	55.413	35.446	231.8	1:05:43.804
21	1	2:09.504 B	38.966	55.210	35.328	232.3	1:07:53.308
22	3	4:51.925	3:19.998	55.695	36.232	233.8	1:12:45.233
23	3	2:09.097	38.754	54.479	35.864	233.8	1:14:54.330
24	3	2:07.653	38.520	54.070	35.063	233.3	1:17:01.983
25	3	2:07.210	38.301	54.118	34.791	233.8	1:19:09.193
26	3	2:06.729	38.115	53.912	34.702	233.8	1:21:15.922
27	3	2:10.962	38.088	56.238	36.636	227.8	1:23:26.884
28	3	2:06.678	38.049	53.796	34.833	233.8	1:25:33.562
29	3	2:08.080	39.425	53.839	34.816	235.8	1:27:41.642
30	3	2:06.277	37.972	53.802	34.503	236.8	1:29:47.919
31	3	2:06.163	38.158	53.448	34.557	235.8	1:31:54.082

61		AF Corse-Waltrip		3.Matt Griffin		Ferrari F458 Italia	
		1.Piergiuseppe Perazzini				LMGTE Am	
		2.Marco Cioci					
1	2	2:58.375	1:26.338	55.855	36.182	232.8	2:58.375
2	2	2:07.358	38.353	53.867	35.138	232.3	5:05.733
3	2	2:08.563	40.272	53.805	34.486	236.3	7:14.296
4	2	2:08.484 B	39.148	53.690	35.646	234.3	9:22.780
5	2	4:34.667	3:04.361	53.901	36.405	216.0	13:57.447
6	2	2:05.089	37.546	53.126	34.417	234.3	16:02.536
7	2	2:04.665	37.564	52.834	34.267	235.8	18:07.201
8	2	2:08.244 B	37.367	53.671	37.206	237.4	20:15.445
9	2	4:23.231	2:54.713	54.000	34.518	236.8	24:38.676
10	2	2:03.560	37.298	52.319	33.943	238.4	26:42.236
11	2	2:02.918	37.065	52.069	33.784	235.8	28:45.154

66		JMW Motorsport		3.Jonny Cocker		Ferrari F458 Italia	
		1.James Walker				LMGTE Pro	
		2.Jonny Cocker					
1	1	2:59.491	1:22.946	54.911	41.634	236.3	2:59.491
2	1	2:05.735	37.872	53.510	34.353	236.8	5:05.226
3	1	2:07.748	39.426	53.654	34.668	240.0	7:12.974
4	1	2:05.017	37.697	52.804	34.516	238.4	9:17.991
5	1	2:04.964	37.609	53.214	34.141	240.0	11:22.955
6	1	2:03.994	37.427	52.736	33.831	238.9	13:26.949
7	1	2:07.102 B	37.897	53.312	35.893	240.0	15:34.051
8	1	5:40.969	4:14.968	52.387	33.614	237.9	21:15.020
9	1	2:02.472	37.093	51.884	33.495	237.9	23:17.492
10	1	2:03.650	37.180	52.010	34.460	238.4	25:21.142
11	1	2:03.835 B	36.931	52.739	34.165	237.9	27:24.977
12	2	8:50.154	7:21.284	54.399	34.471	237.9	36:15.131
13	2	2:05.154	37.854	53.250	34.050	238.4	38:20.285
14	2	2:04.450	37.542	52.924	33.984	239.5	40:24.735
15	2	2:06.453	37.584	53.457	35.412	238.4	42:31.188
16	2	2:04.355	37.390	52.966	33.999	238.4	44:35.543
17	2	2:05.204	37.421	52.579	35.204	237.9	46:40.747
18	2	2:08.966 B	40.693	52.916	35.357	238.4	48:49.713
19	2	8:21.376	6:53.083	54.153	34.140	234.8	57:11.089
20	2	2:05.085	37.811	53.326	33.948	235.3	59:16.174
21	2	2:07.681 B	37.436	54.436	35.809	235.8	1:01:23.855
22	2	10:23.190	8:56.215	53.065	33.910	235.3	1:11:47.045
23	2	2:04.969	37.582	52.737	34.650	236.3	1:13:52.014
24	2	2:07.346 B	38.421	54.341	34.584	236.3	1:15:59.360
25	2	4:39.818	3:11.792	53.925	34.101	239.5	1:20:39.178
26	2	2:04.054	37.599	52.599	33.856	236.3	1:22:43.232
27	2	2:04.299	37.458	52.985	33.856	236.8	1:24:47.531

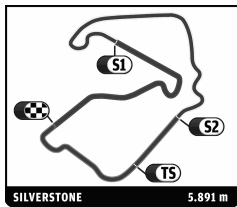


FIA WEC
6 Hours of Silverstone
Free Practice 2
Sector Analysis

Amended

Personal Best Session Best B Crossing the finish line in pit lane

Lap	D	Time	Sector 1	Sector 2	Sector 3	T. Spd	Elapsed	Lap	D	Time	Sector 1	Sector 2	Sector 3	T. Spd	Elapsed
28	2	2:03.890	37.398	52.374	34.118	237.4	1:26:51.421	16	1	2:06.269	37.453	52.675	36.141	240.0	39:08.094
29	2	2:09.313 B	40.770	53.760	34.783	237.4	1:29:00.734	17	1	2:03.704	37.362	52.466	33.876	239.5	41:11.798
70 Larbre Competition 1. Jean-Philippe Belloc 3. Pascal Gibon Chevrolet Corvette C6-ZR1 2. Christophe Bourret LMGTE Am								77 Team Felbermayr-Proton 1. Marc Lieb Porsche 911 RSR (997) 2. Richard Lietz LMGTE Pro							
1	2	3:29.260	1:49.876	1:01.198	38.186	231.8	3:29.260	1	2	3:35.704	2:06.301	54.789	34.614	235.3	3:35.704
2	2	2:13.981	40.885	56.627	36.469	228.3	5:43.241	2	2	2:05.355	37.857	53.460	34.038	237.4	5:41.059
3	2	2:20.507	41.524	1:00.681	38.302	234.8	8:03.748	3	2	2:06.341	37.398	54.282	34.661	237.4	7:47.400
4	2	2:19.785 B	43.064	59.881	36.840	234.8	10:23.533	4	2	2:04.997	37.791	53.104	34.102	237.9	9:52.397
5	2	5:41.515	4:06.185	58.390	36.940	223.6	16:05.048	5	2	2:12.597 B	40.177	55.668	36.752	237.9	12:04.994
6	2	2:13.742	40.505	57.225	36.012	236.8	18:18.790	6	2	4:22.165	2:53.626	53.584	34.955	236.8	16:27.159
7	2	2:12.648	40.668	56.263	35.717	237.9	20:31.438	7	2	2:02.991	37.315	52.066	33.610	238.4	18:30.150
8	2	2:11.918	39.782	56.575	35.561	238.9	22:43.356	8	2	2:02.188	36.798	51.909	33.481	240.0	20:32.338
9	2	2:11.058	39.787	55.601	35.670	238.4	24:54.414	9	2	2:09.271	38.925	55.341	35.005	238.4	22:41.609
10	2	2:10.427	39.194	55.453	35.780	236.8	27:04.841	10	2	2:03.968	37.015	52.278	34.675	240.0	24:45.577
11	2	2:16.669 B	40.792	59.392	36.485	235.8	29:21.510	11	2	2:04.053 B	36.999	52.191	34.863	238.4	26:49.630
12	3	4:50.074	3:17.368	56.856	35.850	234.3	34:11.584	12	2	7:52.201	6:24.597	53.473	34.131	237.4	34:41.831
13	3	2:11.598	40.198	56.060	35.340	236.8	36:23.182	13	2	2:13.582	37.189	58.726	37.667	236.8	36:55.413
14	3	2:09.917	39.397	55.362	35.158	236.8	38:33.099	14	2	2:03.206	37.123	52.177	33.906	237.4	38:58.619
15	3	2:09.696	39.104	55.538	35.054	236.3	40:42.795	15	2	2:03.271	37.136	52.216	33.919	237.4	41:01.890
16	3	2:14.767 B	40.705	56.117	37.945	235.3	42:57.562	16	2	2:03.054	37.409	52.152	33.493	238.4	43:04.944
17	3	6:53.079	5:21.403	56.183	35.493	235.8	49:50.641	17	2	2:03.138 B	36.858	52.042	34.238	237.9	45:08.082
18	3	2:11.619	40.051	55.899	35.669	236.3	52:02.260	18	1	6:40.051	5:12.024	53.573	34.454	237.4	51:48.133
19	3	2:09.735	39.221	55.288	35.226	235.8	54:11.995	19	1	2:05.115	37.746	53.551	33.818	237.9	53:53.248
20	3	2:09.463	39.173	55.169	35.121	236.8	56:21.458	20	1	2:03.867	37.782	52.329	33.756	237.9	55:57.115
21	3	2:10.018	39.417	55.570	35.031	236.3	58:31.476	21	1	2:04.833	37.763	52.995	34.075	238.4	58:01.948
22	3	2:11.545	40.334	55.678	35.533	236.3	1:00:43.021	22	1	2:03.686	37.491	52.463	33.732	237.4	1:00:05.634
23	3	2:15.472 B	39.418	56.167	39.887	226.9	1:02:58.493	23	1	2:09.877 B	37.076	52.642	40.159	235.3	1:02:15.511
24	3	3:48.081	2:16.765	55.958	35.358	237.4	1:06:46.574	24	1	6:07.769	4:40.839	53.072	33.858	235.8	1:08:23.280
25	3	2:10.639	39.874	55.584	35.181	236.8	1:08:57.213	25	1	2:04.668	37.139	52.630	34.899	236.3	1:10:27.948
26	3	2:09.086	39.285	54.826	34.975	237.4	1:11:06.299	26	1	2:03.491	37.131	52.472	33.888	236.8	1:12:31.439
27	3	2:08.600	38.913	54.818	34.869	236.3	1:13:14.899	27	1	2:04.073	37.706	52.599	33.768	236.3	1:14:35.512
28	3	2:16.332 B	40.096	55.538	40.698	235.8	1:15:31.231	28	1	2:03.403	37.196	52.448	33.759	236.8	1:16:38.915
29	1	4:39.304	3:08.262	56.238	34.804	237.4	1:20:10.535	29	1	2:03.681 B	37.152	52.421	34.108	236.3	1:18:42.596
30	1	2:16.348	40.241	55.480	40.627	175.9	1:22:26.883	30	1	6:18.518	4:50.145	54.131	34.242	235.8	1:25:01.114
31	1	2:09.171	39.917	54.538	34.716	240.5	1:24:36.054								
32	1	2:06.319	38.460	53.469	34.390	233.3	1:26:42.373								
33	1	2:05.545	37.961	53.233	34.351	237.9	1:28:47.918								
34	1	2:10.813 B	39.143	55.423	36.247	238.4	1:30:58.731								
71 AF Corse 1. Andrea Bertolini Ferrari F458 Italia 2. Olivier Beretta LMGTE Pro															
1	1	3:39.676	2:09.967	55.307	34.402	237.9	3:39.676								
2	1	2:06.443	38.339	54.011	34.093	239.5	5:46.119								
3	1	2:05.146	38.680	52.852	33.614	240.5	7:51.265								
4	1	2:03.913	37.482	52.376	34.055	239.5	9:55.178								
5	1	2:05.093	37.745	53.365	33.983	239.5	12:00.271								
6	1	2:03.816	37.719	52.430	33.667	240.0	14:04.087								
7	1	2:03.729	37.390	52.481	33.858	241.1	16:07.816								
8	1	2:04.496	37.556	53.120	33.820	240.5	18:12.312								
9	1	2:04.258	37.470	52.630	34.158	239.5	20:16.570								
10	1	2:03.803	37.509	52.508	33.786	239.5	22:20.373								
11	1	2:03.475	37.361	52.447	33.667	240.0	24:23.848								
12	1	2:04.294	37.261	52.465	34.568	240.0	26:28.142								
13	1	2:07.260 B	38.125	53.152	35.983	219.5	28:35.402								
14	1	6:22.836	4:55.756	53.107	33.973	239.5	34:58.238								
15	1	2:03.587	37.357	52.384	33.846	238.4	37:01.825								



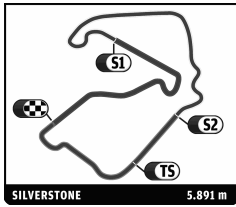
FIA WEC
6 Hours of Silverstone
Free Practice 2

Sector Analysis

Amended

Personal Best Session Best B Crossing the finish line in pit lane

Lap	D	Time	Sector 1	Sector 2	Sector 3	T. Spd	Elapsed	Lap	D	Time	Sector 1	Sector 2	Sector 3	T. Spd	Elapsed
31	1	2:03.427	37.044	52.525	33.858	236.8	1:27:04.541	16	1	4:19.839	2:51.364	53.786	34.689	237.9	43:08.771
32	1	2:03.295	37.024	52.301	33.970	236.8	1:29:07.836	17	1	2:05.893	38.408	53.270	34.215	238.4	45:14.664
33	1	2:03.479	37.258	52.541	33.680	237.4	1:31:11.315	18	1	2:04.528	37.475	52.939	34.114	238.4	47:19.192
88 Team Felbermayr-Proton Porsche 911 RSR (997) LMGTE Am								19 1 2:06.493 37.879 54.322 34.292 237.9 49:25.685							
1.Christian Ried 3.Paolo Ruberti								20 1 2:04.824 37.713 52.876 34.235 238.9 51:30.509							
2.Gianluca Roda								21 1 2:31.522B 37.889 1:18.262 35.371 237.4 54:02.031							
1	1	3:38.879	2:07.176	56.203	35.500	233.8	3:38.879	22	1	11:42.469	...	53.836	34.340	237.9	1:05:44.500
2	1	2:10.219	38.985	55.751	35.483	234.8	5:49.098	23	1	2:06.093	38.334	53.661	34.098	237.4	1:07:50.593
3	1	2:08.936	38.469	54.970	35.497	235.8	7:58.034	24	1	2:03.968	37.376	52.599	33.993	238.9	1:09:54.561
4	1	2:08.242	38.436	54.631	35.175	236.8	10:06.276	25	1	2:04.938	37.357	53.524	34.057	237.4	1:11:59.499
5	1	2:08.937	38.383	54.840	35.714	237.4	12:15.213	26	1	2:05.173B	38.029	52.907	34.237	237.4	1:14:04.672
6	1	2:08.579	38.929	54.665	34.985	235.3	14:23.792	27	3	5:21.091	3:53.811	53.177	34.103	237.4	1:19:25.763
7	1	2:07.223	38.371	54.050	34.802	237.9	16:31.015	28	3	2:03.291	37.257	52.443	33.591	238.4	1:21:29.054
8	1	2:07.426	38.370	54.111	34.945	236.3	18:38.441	29	3	2:02.499	36.953	52.053	33.493	238.4	1:23:31.553
9	1	2:07.551	38.117	54.345	35.089	236.8	20:45.992	30	3	2:02.778	36.879	51.817	34.082	237.9	1:25:34.331
10	1	2:07.942	38.763	54.380	34.799	236.8	22:53.934	31	3	2:03.978	37.853	52.562	33.563	238.9	1:27:38.309
11	1	2:07.700	37.986	54.938	34.776	237.9	25:01.634	32	3	2:02.769	36.761	52.018	33.990	239.5	1:29:41.078
12	1	2:07.265	38.040	54.475	34.750	236.3	27:08.899	33	3	2:20.210B	37.302	56.716	46.192	143.8	1:32:01.288
13	1	2:08.268	38.242	55.229	34.797	236.3	29:17.167	98 Aston Martin Racing Aston Martin Vantage V8 LMGTE Am							
14	1	2:12.008B	39.752	55.051	37.205	235.3	31:29.175	1.Roald Goethe							
15	2	8:45.511	7:13.782	55.738	35.991	233.8	40:14.686	2.Stuart Hall							
16	2	2:08.802	38.626	55.129	35.047	235.3	42:23.488	1	1	3:09.088	1:33.066	58.795	37.227	235.3	3:09.088
17	2	2:08.742	39.307	54.694	34.741	235.3	44:32.230	2	1	2:14.546	40.864	56.985	36.697	235.8	5:23.634
18	2	2:08.267	38.464	54.392	35.411	236.3	46:40.497	3	1	2:12.788	39.132	57.617	36.039	237.4	7:36.422
19	2	2:12.100	41.821	54.875	35.404	236.8	48:52.597	4	1	2:12.979	39.674	57.185	36.120	236.8	9:49.401
20	2	2:09.297B	38.503	54.455	36.339	236.8	51:01.894	5	1	2:42.411B	57.368	1:06.230	38.813	233.8	12:31.812
21	3	6:00.679	4:28.909	54.729	37.041	235.3	57:02.573	6	1	5:27.161	3:51.937	58.491	36.733	235.8	17:58.973
22	3	2:07.163	38.673	53.017	35.473	237.4	59:09.736	7	1	2:13.925	40.242	57.051	36.632	236.8	20:12.898
23	3	2:04.064	37.316	52.846	33.902	236.3	1:01:13.800	8	1	2:14.166	40.402	57.406	36.358	236.8	22:27.064
24	3	2:13.010	37.418	54.319	41.273	232.8	1:03:26.810	9	1	2:20.315	43.165	59.413	37.737	236.8	24:47.379
25	3	2:04.599	37.671	52.841	34.087	235.8	1:05:31.409	10	1	2:13.993	40.479	57.039	36.475	236.8	27:01.372
26	3	2:08.729B	38.968	54.283	35.478	236.3	1:07:40.138	11	1	2:15.415	41.745	57.139	36.531	234.8	29:16.787
27	3	10:09.513	8:36.138	58.527	34.848	234.3	1:17:49.651	12	1	2:18.755B	41.642	57.990	39.123	236.3	31:35.542
28	3	2:04.966	37.607	52.986	34.373	235.3	1:19:54.617	13	2	4:13.048	2:44.449	53.720	34.879	237.9	35:48.590
29	3	2:04.686	37.616	52.865	34.205	235.8	1:21:59.303	14	2	2:04.976	37.848	53.246	33.882	238.4	37:53.566
30	3	2:06.013	37.652	53.460	34.901	235.3	1:24:05.316	15	2	2:04.757	37.867	53.038	33.852	238.4	39:58.323
31	3	2:05.183	37.699	53.173	34.311	236.3	1:26:10.499	16	2	2:04.645	38.003	52.743	33.899	238.4	42:02.968
32	3	2:05.333	37.918	52.878	34.537	236.3	1:28:15.832	17	2	2:07.302B	38.336	52.721	36.245	238.4	44:10.270
33	3	2:05.570	38.323	53.045	34.202	236.3	1:30:21.402	18	2	9:52.550	8:24.822	53.798	33.930	239.5	54:02.820
97 Aston Martin Racing Aston Martin Vantage V8 LMGTE Pro								19	2	2:04.884	37.796	52.958	34.130	237.9	56:07.704
1.Adrian Fernandez 3.Darren Turner								20	2	2:04.751	37.808	53.025	33.918	239.5	58:12.455
2.Stefan Mücke								21	2	2:04.569	37.811	52.651	34.107	239.5	1:00:17.024
1	2	3:02.409	1:30.181	54.412	37.816	239.5	3:02.409	22	2	2:06.556	37.830	52.538	36.188	237.9	1:02:23.580
2	2	2:04.403	37.899	52.421	34.083	241.1	5:06.812	23	2	2:08.427B	38.276	53.948	36.203	237.9	1:04:32.007
3	2	2:05.220	37.773	53.348	34.099	240.0	7:12.032	24	1	6:32.656	4:55.486	59.849	37.321	233.3	1:11:04.663
4	2	2:03.717	37.528	52.424	33.765	241.1	9:15.749	25	1	2:16.732	42.041	57.783	36.908	235.3	1:13:21.395
5	2	2:04.309	37.346	52.871	34.092	240.5	11:20.058	26	1	2:13.773	39.978	57.189	36.606	233.3	1:15:35.168
6	2	2:04.284	37.430	52.631	34.223	238.9	13:24.342	27	1	2:16.486	40.271	59.205	37.010	233.3	1:17:51.654
7	2	2:08.042B	37.974	53.829	36.239	239.5	15:32.384	28	1	2:16.365	41.182	58.838	36.345	236.8	1:20:08.019
8	2	5:20.560	3:52.115	53.765	34.680	239.5	20:52.944	29	1	2:14.530	40.581	57.459	36.490	236.8	1:22:22.549
9	2	2:03.453	37.642	52.392	33.419	242.2	22:56.397	30	1	2:15.474	42.095	56.540	36.839	235.8	1:24:38.023
10	2	2:02.739	36.971	52.307	33.461	240.5	24:59.136	31	1	2:13.244	40.683	56.656	35.905	236.8	1:26:51.267
11	2	2:06.504B	36.954	53.353	36.197	241.6	27:05.640	32	1	2:13.555	40.883	57.154	35.518	237.4	1:29:04.822
12	2	5:30.130	4:02.933	53.415	33.782	238.4	32:35.770	33	1	2:11.544	39.107	56.781	35.656	236.8	1:31:16.366
13	2	2:03.195	37.170	52.285	33.740	239.5	34:38.965	99 Aston Martin Racing Aston Martin Vantage V8 LMGTE Am							
14	2	2:02.499	36.946	51.989	33.564	238.9	36:41.464	1.Jonathan Adam 3.Paul White							
15	2	2:07.468B	37.927	54.041	35.500	239.5	38:48.932	2.Andrew Howard							



FIA WEC
6 Hours of Silverstone
Free Practice 2
Sector Analysis

Amended

■ Personal Best ■ Session Best B Crossing the finish line in pit lane

Lap	D	Time	Sector 1	Sector 2	Sector 3	T. Spd	Elapsed	Lap	D	Time	Sector 1	Sector 2	Sector 3	T. Spd	Elapsed
1	2	2:48.825	1:14.695	58.073	36.057	231.8	2:48.825								
2	2	2:09.460	39.331	54.309	35.820	233.3	4:58.285								
3	2	2:08.496	38.597	54.899	35.000	232.3	7:06.781								
4	2	2:07.529	38.582	54.054	34.893	234.3	9:14.310								
5	2	2:10.560	38.588	56.975	34.997	234.3	11:24.870								
6	2	2:12.509B	38.757	55.935	37.817	232.8	13:37.379								
7	2	3:59.759	2:29.556	53.904	36.299	232.8	17:37.138								
8	2	2:06.260	37.838	53.888	34.534	235.8	19:43.398								
9	2	2:10.501	39.443	55.168	35.890	237.9	21:53.899								
10	2	2:08.222	38.311	54.391	35.520	233.3	24:02.121								
11	2	2:08.530	38.981	54.217	35.332	235.3	26:10.651								
12	2	2:08.364B	38.470	54.056	35.838	235.8	28:19.015								
13	1	4:07.824	2:35.348	57.758	34.718	234.3	32:26.839								
14	1	2:05.302	38.081	53.101	34.120	235.3	34:32.141								
15	1	2:05.254	37.751	53.031	34.472	235.3	36:37.395								
16	1	2:04.133	37.415	52.645	34.073	236.3	38:41.528								
17	1	2:07.855	37.612	55.038	35.205	235.3	40:49.383								
18	1	2:09.444B	37.721	54.259	37.464	233.8	42:58.827								
19	1	4:54.264	3:25.735	54.390	34.139	236.3	47:53.091								
20	1	2:03.990	37.285	52.556	34.149	235.8	49:57.081								
21	1	2:04.343	37.227	52.692	34.424	238.9	52:01.424								
22	1	2:04.016	37.358	52.573	34.085	236.8	54:05.440								
23	1	2:05.372B	37.417	52.935	35.020	236.3	56:10.812								
24	3	4:21.466	2:45.095	59.104	37.267	232.3	1:00:32.278								
25	3	2:16.945	41.916	58.021	37.008	231.8	1:02:49.223								
26	3	2:14.286	41.818	56.114	36.354	231.8	1:05:03.509								
27	3	2:14.610	41.788	56.737	36.085	233.3	1:07:18.119								
28	3	2:11.286	39.477	55.579	36.230	233.8	1:09:29.405								
29	3	2:10.489	39.207	55.791	35.491	233.3	1:11:39.894								
30	3	2:10.058	39.125	55.312	35.621	233.3	1:13:49.952								
31	3	2:24.562	43.740	1:01.691	39.131	220.4	1:16:14.514								
32	3	2:13.329	40.947	56.421	35.961	232.8	1:18:27.843								
33	3	2:12.865	39.674	57.156	36.035	233.3	1:20:40.708								
34	3	2:10.841	39.429	56.189	35.223	234.8	1:22:51.549								
35	3	2:12.037	39.616	56.678	35.743	233.3	1:25:03.586								
36	3	2:12.956	41.263	55.877	35.816	232.3	1:27:16.542								
37	3	2:12.881	39.420	57.839	35.622	233.3	1:29:29.423								
38	3	2:11.926	39.800	56.292	35.834	233.8	1:31:41.349								