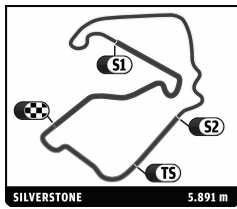


**FIA WEC**  
**6 Hours of Silverstone**  
**Free Practice 1**  
**Sector Analysis**

■ Personal Best ■ Session Best B Crossing the finish line in pit lane

Lap	D	Time	Sector 1	Sector 2	Sector 3	T. Spd	Elapsed	Lap	D	Time	Sector 1	Sector 2	Sector 3	T. Spd	Elapsed
<b>1 Audi Sport Team Joest</b> Audi R18 e-tron quattro 1. Marcel Fässler 3. Benoit Tréluyer LMP1 2. André Lotterer								9	2	1:49.619 <b>B</b>	32.741	45.233	31.645	259.6	16:46.969
1	3	4:44.510	3:17.759	52.382	34.369	262.8	4:44.510	10	2	7:00.304	5:44.746	45.555	30.003	267.3	23:47.273
2	3	1:56.215	36.675	48.543	30.997	262.1	6:40.725	11	2	1:47.447	33.107	44.476	29.864	268.0	25:34.720
3	3	1:50.495	33.789	46.420	30.286	264.1	8:31.220	12	2	1:51.320 <b>B</b>	34.810	45.755	30.755	270.7	27:26.040
4	3	1:52.805	34.018	47.375	31.412	264.1	10:24.025	13	2	7:21.139	6:04.630	46.603	29.906	267.3	34:47.179
5	3	1:51.454	34.218	46.888	30.348	264.7	12:15.479	14	2	1:47.206	32.690	44.977	29.539	267.3	36:34.385
6	3	1:48.627	33.142	45.533	29.952	267.3	14:04.106	15	2	1:50.748	32.551	46.960	31.237	266.7	38:25.133
7	3	1:49.593	33.805	45.906	29.882	266.7	15:53.699	16	2	1:48.840	33.707	45.027	30.106	269.3	40:13.973
8	3	1:49.834	33.612	46.216	30.006	266.0	17:43.533	17	2	1:48.026	33.363	44.922	29.741	271.4	42:01.999
9	3	1:47.913	33.053	45.084	29.776	266.0	19:31.446	18	2	1:48.605	32.496	46.146	29.963	270.0	43:50.604
10	3	1:48.662	32.659	45.863	30.140	266.0	21:20.108	19	2	1:48.989	32.492	45.599	30.898	268.7	45:39.593
11	3	1:49.161	33.416	46.050	29.695	264.7	23:09.269	20	2	1:46.660	32.732	44.443	<b>29.485</b>	268.0	47:26.253
12	3	1:49.223	33.205	46.056	29.962	266.7	24:58.492	21	2	<b>1:46.138</b>	<b>32.350</b>	<b>44.103</b>	29.685	268.7	49:12.391
13	3	1:47.073	32.633	44.621	29.819	266.7	26:45.565	22	2	1:47.914 <b>B</b>	32.676	44.970	30.268	266.7	51:00.305
14	3	1:46.736	32.679	44.431	29.626	265.4	28:32.301	23	1	3:29.806	2:09.779	48.985	31.042	268.0	54:30.111
15	3	1:48.116	32.635	45.000	30.481	264.7	30:20.417	24	1	1:49.592	33.818	45.725	30.049	266.7	56:19.703
16	3	1:46.778	32.644	44.513	29.621	266.7	32:07.195	25	1	1:49.956	33.528	46.299	30.129	269.3	58:09.659
17	3	1:49.624	33.584	46.140	29.900	264.7	33:56.819	26	1	1:50.341	33.126	45.515	31.700	267.3	1:00:00.000
18	3	1:47.849	32.708	45.567	29.574	266.0	35:44.668	27	1	1:47.905	33.001	45.135	29.769	267.3	1:01:47.905
19	3	1:49.951	32.750	46.110	31.091	262.8	37:34.619	28	1	1:49.206	32.835	44.777	31.594	271.4	1:03:37.111
20	3	1:48.195	32.991	45.380	29.824	266.7	39:22.814	29	1	1:53.143 <b>B</b>	34.859	46.529	31.755	266.7	1:05:30.254
21	3	1:46.531	32.535	44.547	29.449	266.7	41:09.345	30	1	5:36.866	4:17.904	48.309	30.653	266.0	1:11:07.120
22	3	1:46.167	32.600	<b>44.138</b>	29.429	266.7	42:55.512	31	1	1:50.398	33.385	46.422	30.591	268.7	1:12:57.518
23	3	1:50.337	33.019	46.872	30.446	268.7	44:45.849	32	1	1:48.750	33.745	45.112	29.893	268.7	1:14:46.268
24	3	1:46.115	32.375	44.260	29.480	266.7	46:31.964	33	1	1:56.131	34.848	47.894	33.389	262.1	1:16:42.399
25	3	<b>1:45.777</b>	<b>32.326</b>	44.152	<b>29.299</b>	266.7	48:17.741	34	1	1:49.167	33.956	45.094	30.117	269.3	1:18:31.566
26	3	1:50.694	34.744	46.151	29.799	267.3	50:08.435	35	1	1:49.482	34.474	44.998	30.010	266.0	1:20:21.048
27	3	1:50.433	33.784	46.075	30.574	266.7	51:58.868	36	1	1:46.951	32.855	44.482	29.614	269.3	1:22:07.999
28	3	1:54.019 <b>B</b>	34.365	46.766	32.888	260.9	53:52.887	37	1	1:50.433	32.882	47.480	30.071	268.0	1:23:58.432
29	2	10:38.314	9:18.782	48.520	31.012	264.7	1:04:31.201	38	1	1:48.718	32.831	46.026	29.861	268.7	1:25:47.150
30	2	1:50.784	34.141	46.598	30.045	267.3	1:06:21.985	39	1	1:48.831	32.778	45.992	30.061	269.3	1:27:35.981
31	2	1:51.166	35.828	45.601	29.737	266.7	1:08:13.151	40	1	1:50.902	33.627	46.980	30.295	266.0	1:29:26.883
32	2	1:49.343	32.891	45.812	30.640	266.0	1:10:02.494	41	1	1:49.121	32.582	46.430	30.109	264.7	1:31:16.004
33	2	1:49.128	33.446	44.834	30.848	266.7	1:11:51.622								
34	2	1:50.472	34.153	45.546	30.773	266.7	1:13:42.094								
35	2	1:49.580	32.658	47.013	29.909	267.3	1:15:31.674								
36	2	1:51.072	34.331	46.821	29.920	268.0	1:17:22.746								
37	2	1:48.201	32.684	45.051	30.466	267.3	1:19:10.947								
38	2	1:51.597 <b>B</b>	33.920	44.719	32.958	269.3	1:21:02.544								
39	1	2:47.758	1:27.265	49.958	30.535	266.0	1:23:50.302								
40	1	1:51.680	34.375	46.312	30.993	270.7	1:25:41.982								
41	1	1:51.729	34.742	46.959	30.028	270.7	1:27:33.711								
42	1	1:49.490	33.172	46.076	30.242	268.0	1:29:23.201								
43	1	1:50.378	33.822	46.522	30.034	270.0	1:31:13.579								
<b>2 Audi Sport Team Joest</b> Audi R18 ultra 1. Tom Kristensen LMP1 2. Allan McNish															
1	2	2:05.227	42.885	51.132	31.210	264.1	2:05.227								
2	2	1:52.351	34.478	47.617	30.256	265.4	3:57.578								
3	2	1:49.975	33.943	45.896	30.136	267.3	5:47.553								
4	2	1:49.163	33.143	45.358	30.662	266.7	7:36.716								
5	2	1:52.066	32.813	47.056	32.197	267.3	9:28.782								
6	2	1:50.981	33.231	46.604	31.146	272.0	11:19.763								
7	2	1:50.586	34.581	45.450	30.555	270.7	13:10.349								
8	2	1:47.001	32.623	44.711	29.667	269.3	14:57.350								
<b>7 Toyota Racing</b> Toyota TS030 - Hybrid 1. Alexander Wurz LMP1 2. Nicolas Lapierre															
1	2	2:11.229 <b>B</b>	47.300	50.351	33.578	251.2	2:11.229								
2	2	6:09.025	4:52.002	46.510	30.513	254.1	8:20.254								
3	2	1:49.883	33.430	46.449	30.004	255.9	10:10.137								
4	2	1:48.709	33.888	45.085	29.736	257.8	11:58.846								
5	2	1:50.098	34.354	44.759	30.985	258.4	13:48.944								
6	2	1:51.244	33.960	47.265	30.019	252.9	15:40.188								
7	2	1:49.238	33.208	46.400	29.630	256.5	17:29.426								
8	2	1:49.290 <b>B</b>	32.969	44.729	31.592	255.9	19:18.716								
9	2	8:18.678	6:58.844	45.041	34.793	242.2	27:37.394								
10	2	1:46.943	<b>32.450</b>	44.588	29.905	256.5	29:24.337								
11	2	1:49.379	32.756	44.796	31.827	247.7	31:13.716								
12	2	1:46.306	32.793	<b>44.286</b>	29.227	255.9	33:00.022								
13	2	1:49.807	34.888	45.472	29.447	257.8	34:49.829								
14	2	1:48.530 <b>B</b>	32.541	44.287	31.702	257.1	36:38.359								
15	2	7:34.140	6:18.967	45.612	29.561	257.1	44:12.499								
16	2	1:48.231	32.715	45.165	30.351	257.1	46:00.730								
17	2	1:50.571	33.906	46.927	29.738	251.7	47:51.301								
18	2	1:47.044	32.909	44.833	29.302	258.4	49:38.345								
19	2	<b>1:46.010</b>	32.574	44.319	<b>29.117</b>	259.6	51:24.355								
20	2	1:50.477 <b>B</b>	32.804	46.300	31.373	259.6	53:14.832								
21	3	3:20.501	1:58.429	50.953	31.119	254.7	56:35.333								



**FIA WEC**  
**6 Hours of Silverstone**  
**Free Practice 1**  
**Sector Analysis**

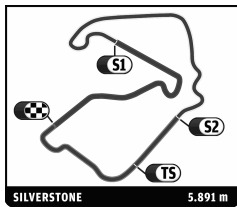
■ Personal Best ■ Session Best B Crossing the finish line in pit lane

Lap	D	Time	Sector 1	Sector 2	Sector 3	T. Spd	Elapsed	Lap	D	Time	Sector 1	Sector 2	Sector 3	T. Spd	Elapsed
22	3	1:50.165	33.679	46.736	29.750	257.8	58:25.498	8	1	1:50.162	33.394	46.712	30.056	259.0	20:33.131
23	3	1:48.974	33.896	45.561	29.517	257.1	1:00:14.472	9	1	1:49.087	33.474	45.389	30.224	260.9	22:22.218
24	3	1:49.496	32.777	47.331	29.388	257.1	1:02:03.968	10	1	1:53.748 B	33.107	47.263	33.378	257.8	24:15.966
25	3	1:48.493	32.696	46.314	29.483	259.0	1:03:52.461	11	1	9:42.678 B	8:18.555	48.682	35.441	249.4	33:58.644
26	3	1:49.124	32.681	45.487	30.956	261.5	1:05:41.585	12	1	25:29.722	...	46.534	30.038	255.3	59:28.366
27	3	1:50.158	33.596	46.522	30.040	259.6	1:07:31.743	13	1	1:49.510	34.153	45.611	29.746	259.0	1:01:17.876
28	3	1:49.300	32.923	46.694	29.683	258.4	1:09:21.043	14	1	1:50.060	33.986	45.825	30.249	257.8	1:03:07.936
29	3	1:49.117 B	32.639	45.701	30.777	259.6	1:11:10.160	15	1	1:49.078	33.636	45.411	30.031	258.4	1:04:57.014
30	1	5:25.876	4:04.117	49.761	31.998	256.5	1:16:36.036	16	1	1:48.188	33.135	45.264	29.789	263.4	1:06:45.202
31	1	1:50.230	33.361	46.766	30.103	257.1	1:18:26.266	17	1	1:48.213	33.058	45.264	29.891	260.9	1:08:33.415
32	1	1:48.548	33.389	45.567	29.592	257.1	1:20:14.814	18	1	1:55.763 B	33.377	47.691	34.695	257.1	1:10:29.178
33	1	1:49.184	33.078	45.928	30.178	259.0	1:22:03.998	19	2	4:51.062	3:30.353	49.114	31.595	257.1	1:15:20.240
34	1	1:48.572	32.855	45.802	29.915	259.6	1:23:52.570	20	2	1:53.013	35.831	46.696	30.486	259.0	1:17:13.253
35	1	1:49.542	34.068	45.012	30.462	260.9	1:25:42.112	21	2	1:56.544	33.730	49.235	33.579	241.1	1:19:09.797
36	1	1:48.563	34.415	44.751	29.397	260.9	1:27:30.675	22	2	1:51.616	33.998	46.862	30.756	258.4	1:21:01.413
37	1	1:47.717	33.441	44.761	29.515	260.9	1:29:18.392	23	2	1:52.740	34.349	46.124	32.267	259.6	1:22:54.153
38	1	1:49.732	34.320	45.778	29.634	257.8	1:31:08.124	24	2	1:51.245	33.694	46.962	30.589	259.0	1:24:45.398
								25	2	1:51.682	34.581	46.646	30.455	259.0	1:26:37.080
								26	2	1:50.260	33.536	46.544	30.180	261.5	1:28:27.340
								27	2	1:49.335	33.429	45.640	30.266	261.5	1:30:16.675

12		Rebellion Racing		Lola B12/60 Coupé - Toyota											
		1.Nicolas Prost		LMP1											
		2.Neel Jani													
1	2	28:52.182 B	...	51.346	37.926	206.1	28:52.182								
2	2	5:38.878	4:17.074	49.605	32.199	252.9	34:31.060								
3	2	1:53.127	34.909	47.199	31.019	255.9	36:24.187								
4	2	1:57.370	36.286	49.543	31.541	251.7	38:21.557								
5	2	1:53.790	34.073	47.930	31.787	245.5	40:15.347								
6	2	1:51.940	33.669	47.495	30.776	254.7	42:07.287								
7	2	1:51.458	33.779	46.056	31.623	256.5	43:58.745								
8	2	1:54.109 B	33.830	46.468	33.811	255.3	45:52.854								
9	2	8:55.519	7:35.372	45.723	34.064	196.4	54:48.373								
10	2	1:50.416	33.548	45.312	31.556	256.5	56:38.789								
11	2	1:49.442	33.976	45.465	30.001	254.7	58:28.231								
12	2	1:48.420	33.433	45.062	29.925	255.9	1:00:16.651								
13	2	1:51.570	33.268	47.626	30.676	251.2	1:02:08.221								
14	2	1:51.954	33.241	47.842	30.871	257.1	1:04:00.175								
15	2	1:48.095	33.198	44.873	30.024	258.4	1:05:48.270								
16	2	1:52.392 B	33.353	46.343	32.696	259.6	1:07:40.662								
17	1	4:08.865	2:47.853	48.821	32.191	253.5	1:11:49.527								
18	1	1:53.706	34.461	47.124	32.121	255.3	1:13:43.233								
19	1	1:54.168	34.322	48.967	30.879	255.9	1:15:37.401								
20	1	1:52.069	34.579	46.866	30.624	256.5	1:17:29.470								
21	1	1:52.468	33.807	48.127	30.534	254.7	1:19:21.938								
22	1	1:51.012	33.484	47.277	30.251	254.7	1:21:12.950								
23	1	1:49.231	33.351	45.992	29.888	257.1	1:23:02.181								
24	1	1:51.529	33.393	46.438	31.698	260.9	1:24:53.710								
25	1	1:51.739	33.438	47.000	31.301	233.8	1:26:45.449								
26	1	1:48.572	33.205	45.342	30.025	258.4	1:28:34.021								
27	1	1:50.131	33.009	46.915	30.207	258.4	1:30:24.152								

13		Rebellion Racing		Lola B12/60 Coupé - Toyota											
		1.Andrea Belicchi		LMP1											
		2.Harold Primat													
1	1	3:59.498 B	2:29.072	52.254	38.172	254.7	3:59.498								
2	1	5:26.574	4:03.646	51.590	31.338	251.7	9:26.072								
3	1	1:52.639	33.733	48.356	30.550	259.0	11:18.711								
4	1	1:52.011	33.556	47.124	31.331	258.4	13:10.722								
5	1	1:48.934	33.315	45.620	29.999	260.9	14:59.656								
6	1	1:50.314	33.229	46.130	30.955	263.4	16:49.970								
7	1	1:52.999	33.429	47.796	31.774	257.8	18:42.969								

21		Strakka Racing		HPD ARX 03a - Honda											
		1.Nick Leventis		LMP1											
		2.Danny Watts		3.Jonny Kane											
1	3	6:00.199	4:36.145	51.978	32.076	259.0	6:00.199								
2	3	1:53.161	34.531	48.076	30.554	261.5	7:53.360								
3	3	1:52.310	33.747	48.044	30.519	259.6	9:45.670								
4	3	1:50.504	33.484	46.524	30.496	265.4	11:36.174								
5	3	1:50.700	34.235	46.413	30.052	264.7	13:26.874								
6	3	1:53.658 B	33.514	46.628	33.516	263.4	15:20.532								
7	3	4:45.991	3:27.375	48.002	30.614	262.8	20:06.523								
8	3	1:53.558	35.839	47.080	30.639	262.1	22:00.081								
9	3	1:49.871	33.060	46.634	30.177	264.1	23:49.952								
10	3	1:48.694	32.911	46.028	29.755	263.4	25:38.646								
11	3	1:49.328	33.435	46.127	29.766	264.1	27:27.974								
12	3	1:55.439 B	33.835	48.910	32.694	259.6	29:23.413								
13	2	5:34.053	4:13.465	48.612	31.976	261.5	34:57.466								
14	2	1:50.062	33.983	46.121	29.958	262.8	36:47.528								
15	2	1:47.609	32.792	45.232	29.585	262.8	38:35.137								
16	2	1:49.901	33.295	46.660	29.946	261.5	40:25.038								
17	2	1:47.903	32.767	45.105	30.031	263.4	42:12.941								
18	2	1:51.895 B	33.097	46.141	32.657	264.7	44:04.836								
19	2	6:20.243	5:03.003	46.309	30.931	264.1	50:25.079								
20	2	1:52.731	33.007	45.727	33.997	263.4	52:17.810								
21	2	1:47.948	32.742	45.078	30.128	263.4	54:05.758								
22	2	1:54.395 B	32.651	47.114	34.630	262.1	56:00.153								
23	1	5:33.852	4:03.996	55.830	34.026	257.8	1:01:34.005								
24	1	2:02.195	37.910	51.397	32.888	260.9	1:03:36.200								
25	1	2:02.523	37.135	51.665	33.723	240.0	1:05:38.723								
26	1	2:01.225	37.362	50.795	33.068	263.4	1:07:39.948								
27	1	2:02.556	38.534	50.959	33.063	260.9	1:09:42.504								
28	1	2:01.056	36.949	51.550	32.557	261.5	1:11:43.560								
29	1	1:59.438	36.126	49.939	33.373	261.5	1:13:42.998								
30	1	1:59.701	36.430	50.513	32.758	262.8	1:15:42.699								
31	1	2:01.033	36.008	52.695	32.330	260.9	1:17:43.732								
32	1	1:57.850	35.909	49.764	32.177	262.1	1:19:41.582								
33	1	1:57.202	35.125	50.341	31.736	260.9	1:21:38.784								
34	1	1:57.487	35.651	49.970	31.866	262.8	1:23:36.271								

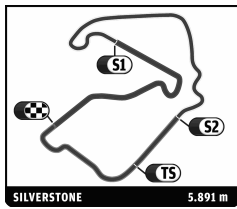


**FIA WEC**  
**6 Hours of Silverstone**  
**Free Practice 1**

**Sector Analysis**

■ Personal Best ■ Session Best B Crossing the finish line in pit lane

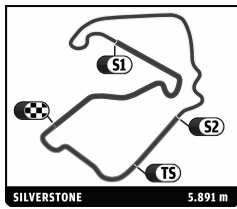
Lap	D	Time	Sector 1	Sector 2	Sector 3	T. Spd	Elapsed	Lap	D	Time	Sector 1	Sector 2	Sector 3	T. Spd	Elapsed
35	1	1:56.148	34.912	49.575	31.661	263.4	1:25:32.419	17	2	1:57.186B	35.911	48.253	33.022	251.7	40:21.600
36	1	1:56.753	35.094	49.230	32.429	264.1	1:27:29.172	18	3	8:32.055	7:08.317	50.700	33.038	247.7	48:53.655
37	1	2:01.228	35.863	52.084	33.281	250.0	1:29:30.400	19	3	1:58.237	35.794	49.987	32.456	249.4	50:51.892
38	1	1:56.763	34.776	50.142	31.845	259.0	1:31:27.163	20	3	1:55.607	35.255	48.546	31.806	250.0	52:47.499
<b>22</b> <b>JRM</b> 1. David Brabham 3. Peter Dumbreck HPD ARX 03a - Honda LMP1 2. Karun Chandhok								<b>24</b> <b>OAK Racing</b> 1. Jacques Nicolet 3. Olivier Pla Morgan - Nissan LMP2 2. Matthieu Lahaye							
1	2	2:51.677	1:23.382	55.554	32.741	259.6	2:51.677	1	2	2:29.959B	1:01.119	53.666	35.174	247.7	2:29.959
2	2	1:59.355B	35.534	48.269	35.552	261.5	4:51.032	2	2	4:56.527	3:34.985	49.539	32.003	249.4	7:26.486
3	2	8:48.900	7:26.577	50.730	31.593	264.7	13:39.932	3	2	1:56.961	35.371	50.012	31.578	250.0	9:23.447
4	2	1:55.061	33.269	48.886	32.906	255.3	15:34.993	4	2	1:56.807	35.182	49.110	32.515	251.2	11:20.254
5	2	1:48.649	33.126	45.407	30.116	263.4	17:23.642	5	2	1:56.592	35.705	49.076	31.811	252.9	13:16.846
6	2	1:48.903	32.993	45.657	30.253	264.1	19:12.545	6	2	1:53.825	34.713	47.825	31.287	253.5	15:10.671
7	2	1:49.849	33.138	45.117	31.594	264.1	21:02.394	7	2	1:55.843B	34.294	48.843	32.706	252.3	17:06.514
8	2	1:53.155B	33.523	45.753	33.879	263.4	22:55.549	8	2	4:01.970	2:41.855	48.710	31.405	251.2	21:08.484
9	2	16:47.701	...	47.655	30.843	262.8	39:43.250	9	2	1:54.200	35.011	47.910	31.279	250.0	23:02.684
10	2	1:50.554	34.603	45.792	30.159	261.5	41:33.804	10	2	1:54.213B	34.328	47.568	32.317	251.2	24:56.897
11	2	1:54.931	34.292	47.250	33.389	261.5	43:28.735	11	2	9:01.396	7:41.344	48.466	31.586	247.1	33:58.293
12	2	1:47.619	32.842	44.983	29.794	262.8	45:16.354	12	2	1:54.592	34.893	48.400	31.299	248.3	35:52.885
13	2	1:47.420	32.702	44.766	29.952	263.4	47:03.774	13	2	1:53.951	34.689	47.847	31.415	249.4	37:46.836
14	2	1:55.957B	33.097	49.094	33.766	257.1	48:59.731	14	2	1:55.743B	34.732	48.608	32.403	248.8	39:42.579
15	2	6:25.670	5:04.814	47.766	33.090	261.5	55:25.401	15	2	3:49.549	2:29.978	48.414	31.157	250.6	43:32.128
16	2	1:58.694	35.206	47.009	36.479	230.3	57:24.095	16	2	1:51.910	34.202	46.854	30.854	250.6	45:24.038
17	2	1:46.491	32.489	44.467	29.535	263.4	59:10.586	17	2	1:52.119	34.164	47.117	30.838	250.0	47:16.157
18	2	1:54.334B	33.445	47.244	33.645	262.1	1:01:04.920	18	2	1:53.353B	34.355	47.136	31.862	247.7	49:09.510
19	3	4:48.176	3:29.467	47.695	31.014	262.1	1:05:53.096	19	1	4:29.475	3:04.557	52.142	32.776	246.6	53:38.985
20	3	1:50.275	33.431	46.662	30.182	265.4	1:07:43.371	20	1	1:58.263	36.136	49.396	32.731	247.7	55:37.248
21	3	1:50.182	33.840	46.210	30.132	264.1	1:09:33.553	21	1	2:00.054	36.553	49.617	33.884	248.3	57:37.302
22	3	1:51.163	33.614	47.187	30.362	259.6	1:11:24.716	22	1	1:59.095	36.849	50.014	32.232	247.1	59:36.397
23	3	1:55.294B	34.491	48.788	32.015	260.9	1:13:20.010	23	1	1:58.366	36.820	49.601	31.945	247.7	1:01:34.763
24	1	3:39.540	2:16.798	49.983	32.759	262.8	1:16:59.550	24	1	1:58.402	36.796	49.368	32.238	247.7	1:03:33.165
25	1	1:55.612	34.282	49.729	31.601	254.7	1:18:55.162	25	1	1:58.691	35.911	49.662	33.118	246.0	1:05:31.856
26	1	1:52.740	33.751	48.353	30.636	260.9	1:20:47.902	26	1	1:58.479	35.839	50.117	32.523	247.7	1:07:30.335
27	1	1:52.363	33.464	48.488	30.411	264.1	1:22:40.265	27	1	1:58.810	36.205	50.169	32.436	249.4	1:09:29.145
28	1	1:53.201	35.793	47.216	30.192	262.8	1:24:33.466	28	1	2:00.942	37.765	50.945	32.232	247.7	1:11:30.087
29	1	1:49.533	33.195	46.387	29.951	264.1	1:26:22.999	29	1	1:58.938	35.574	50.783	32.581	248.3	1:13:29.025
30	1	1:52.754	35.283	46.966	30.505	263.4	1:28:15.753	30	1	2:01.627	38.830	50.436	32.361	248.3	1:15:30.652
31	1	2:00.052B	35.104	49.590	35.358	234.8	1:30:15.805	31	1	2:02.724B	36.753	50.013	35.958	248.8	1:17:33.376
<b>23</b> <b>Signatech Nissan</b> 1. Franck Mailleux 3. Jordan Tresson Oreca 03 - Nissan LMP2 2. Olivier Lombard								<b>25</b> <b>ADR-Delta</b> 1. John Martin 3. Tor Graves Oreca 03 - Nissan LMP2 2. Jan Charouz							
1	2	2:34.861	1:01.877	56.689	36.295	246.0	2:34.861	1	1	3:05.648	1:34.902	56.047	34.699	244.3	3:05.648
2	2	2:05.621	38.632	51.844	35.145	246.6	4:40.482	2	1	2:02.894	37.539	51.457	33.898	224.5	5:08.542
3	2	2:02.391	37.205	52.132	33.054	242.2	6:42.873	3	1	2:04.991B	36.226	50.812	37.953	244.9	7:13.533
4	2	1:57.224	35.584	49.349	32.291	250.0	8:40.097	4	1	9:33.813	8:11.903	49.481	32.429	248.3	16:47.346
5	2	1:57.902	36.479	49.440	31.983	249.4	10:37.999								
6	2	1:57.904	35.324	50.138	32.442	250.6	12:35.903								
7	2	1:57.433	36.334	48.935	32.164	250.6	14:33.336								
8	2	1:56.093	35.474	48.601	32.018	252.3	16:29.429								
9	2	2:02.549B	35.296	48.974	38.279	250.6	18:31.978								
10	2	8:17.770	6:55.149	50.523	32.098	249.4	26:49.748								
11	2	1:56.765	36.267	48.940	31.558	250.0	28:46.513								
12	2	1:55.909	35.012	48.471	32.426	251.2	30:42.422								
13	2	1:56.075	35.102	48.380	32.593	250.6	32:38.497								
14	2	1:54.689	35.116	48.094	31.479	251.2	34:33.186								
15	2	1:54.063	34.801	47.889	31.373	251.2	36:27.249								
16	2	1:57.165	35.339	49.598	32.228	252.3	38:24.414								



**FIA WEC**  
**6 Hours of Silverstone**  
**Free Practice 1**  
**Sector Analysis**

Personal Best Session Best B Crossing the finish line in pit lane

Lap	D	Time	Sector 1	Sector 2	Sector 3	T. Spd	Elapsed	Lap	D	Time	Sector 1	Sector 2	Sector 3	T. Spd	Elapsed
5	1	1:53.675	35.035	47.457	31.183	247.7	18:41.021	23	1	1:52.358	34.460	46.865	31.033	248.3	1:02:22.864
6	1	1:54.131	34.633	48.393	31.105	247.1	20:35.152	24	1	1:52.750	34.562	46.980	31.208	249.4	1:04:15.614
7	1	1:52.302	34.353	46.955	30.994	247.7	22:27.454	25	1	1:56.642	37.087	48.524	31.031	248.8	1:06:12.256
8	1	1:57.266 B	34.861	48.552	33.853	246.6	24:24.720	26	1	1:53.873	34.279	48.296	31.298	247.1	1:08:06.129
9	3	5:57.030	4:26.045	55.962	35.023	244.9	30:21.750	27	1	1:55.625	34.389	49.767	31.469	248.3	1:10:01.754
10	3	2:00.556	37.789	50.574	32.193	245.5	32:22.306	28	1	1:55.404 B	34.348	47.862	33.194	250.6	1:11:57.158
11	3	1:57.959	36.260	49.191	32.508	248.8	34:20.265	29	3	4:45.037	3:16.820	52.971	35.246	247.7	1:16:42.195
12	3	1:58.778	35.616	50.992	32.170	248.3	36:19.043	30	3	2:00.391	37.129	51.086	32.176	246.0	1:18:42.586
13	3	1:55.953	35.438	48.787	31.728	248.3	38:14.996	31	3	1:59.215	36.363	50.264	32.588	243.8	1:20:41.801
14	3	1:56.034	36.076	48.266	31.692	247.1	40:11.030	32	3	1:57.672	35.688	50.042	31.942	247.7	1:22:39.473
15	3	1:57.948	35.126	50.174	32.648	240.0	42:08.978	33	3	1:58.977	37.163	49.140	32.674	250.0	1:24:38.450
16	3	1:54.878	34.914	47.855	32.109	248.3	44:03.856	34	3	1:55.774	35.952	48.345	31.477	246.6	1:26:34.224
17	3	1:56.059	34.991	49.211	31.857	246.6	45:59.915	35	3	1:55.788	35.001	48.980	31.807	249.4	1:28:30.012
18	3	2:02.835 B	38.308	50.105	34.422	247.1	48:02.750	36	3	1:55.526	35.188	48.456	31.882	248.3	1:30:25.538
19	3	6:18.365	4:58.006	48.670	31.689	247.7	54:21.115	<b>29 Gulf Racing Middle East</b> Lola B12/80 Coupé - Nissan							
20	3	1:55.344	34.983	48.357	32.004	248.3	56:16.459	1 Fabien Giroix							
21	3	1:56.165 B	34.888	47.965	33.312	250.6	58:12.624	2 Keiko Ihara							
22	2	4:43.179	3:17.982	52.180	33.017	248.8	1:02:55.803	3 Jean-Denis Deletraz							
23	2	1:57.492	35.933	49.422	32.137	248.3	1:04:53.295	LMP2							
24	2	1:57.836	35.614	49.398	32.824	247.1	1:06:51.131	1	1	3:34.988	2:05.384	55.353	34.251	242.7	3:34.988
25	2	1:55.544	35.691	48.278	31.575	247.7	1:08:46.675	2	1	2:01.953	37.084	51.952	32.917	244.9	5:36.941
26	2	1:54.358	35.038	47.938	31.382	248.8	1:10:41.033	3	1	2:00.576	36.660	50.728	33.188	245.5	7:37.517
27	2	1:55.844	34.919	48.811	32.114	248.8	1:12:36.877	4	1	2:03.403 B	35.680	50.836	36.887	246.0	9:40.920
28	2	1:57.799	35.100	50.977	31.722	247.1	1:14:34.676	5	1	4:30.325	3:07.659	50.275	32.391	244.3	14:11.245
29	2	2:04.104 B	37.123	51.472	35.509	249.4	1:16:38.780	6	1	1:58.302	35.742	49.783	32.777	246.0	16:09.547
30	2	3:32.900	2:10.369	49.879	32.652	244.3	1:20:11.680	7	1	1:57.979	35.679	49.807	32.493	244.9	18:07.526
31	2	1:53.132	34.449	47.150	31.533	250.6	1:22:04.812	8	1	1:56.833	35.649	49.244	31.940	246.0	20:04.359
32	2	2:00.561	34.289	53.650	32.622	244.9	1:24:05.373	9	1	2:03.031 B	39.328	50.762	32.941	243.8	22:07.390
33	2	1:56.636	34.478	50.212	31.946	250.0	1:26:02.009	10	2	8:37.720	7:01.841	59.816	36.063	223.6	30:45.110
34	2	1:52.729	34.309	47.269	31.151	251.2	1:27:54.738	11	2	2:07.211	38.867	53.340	35.004	230.8	32:52.321
35	2	1:55.787	34.203	48.705	32.879	248.3	1:29:50.525	12	2	2:06.614	38.596	53.327	34.691	246.0	34:58.935
36	2	1:56.163	34.634	48.012	33.517	248.8	1:31:46.688	13	2	2:04.859	37.883	53.908	33.068	248.3	37:03.794
<b>26 Signatech Nissan</b> Oreca 03 - Nissan								<b>29</b> 1 Fabien Giroix							
1. Nelson Panciatici								2. Keiko Ihara							
2. Pierre Ragues								3. Jean-Denis Deletraz							
LMP2								LMP2							
1	1	2:26.635	1:00.399	53.163	33.073	244.9	2:26.635	1	1	3:34.988	2:05.384	55.353	34.251	242.7	3:34.988
2	1	2:07.066	35.617	49.449	42.000	246.0	4:33.701	2	1	2:01.953	37.084	51.952	32.917	244.9	5:36.941
3	1	1:59.787	36.277	50.094	33.416	240.0	6:33.488	3	1	2:00.576	36.660	50.728	33.188	245.5	7:37.517
4	1	1:55.590	35.149	48.363	32.078	246.6	8:29.078	4	1	2:03.403 B	35.680	50.836	36.887	246.0	9:40.920
5	1	1:55.178	35.019	48.065	32.094	248.8	10:24.256	5	1	4:30.325	3:07.659	50.275	32.391	244.3	14:11.245
6	1	1:59.469 B	35.598	48.472	35.399	250.0	12:23.725	6	1	1:58.302	35.742	49.783	32.777	246.0	16:09.547
7	2	8:53.417	7:27.372	52.407	33.638	244.9	21:17.142	7	1	1:57.979	35.679	49.807	32.493	244.9	18:07.526
8	2	1:59.145	36.649	49.225	33.271	250.0	23:16.287	8	1	1:56.833	35.649	49.244	31.940	246.0	20:04.359
9	2	1:56.856	35.805	48.816	32.235	250.6	25:13.143	9	1	2:03.031 B	39.328	50.762	32.941	243.8	22:07.390
10	2	1:58.933	37.710	48.484	32.739	248.8	27:12.076	10	2	8:37.720	7:01.841	59.816	36.063	223.6	30:45.110
11	2	1:55.292	35.170	48.214	31.908	248.8	29:07.368	11	2	2:07.211	38.867	53.340	35.004	230.8	32:52.321
12	2	2:24.282 B	36.170	1:11.965	36.147	228.3	31:31.650	12	2	2:06.614	38.596	53.327	34.691	246.0	34:58.935
13	1	6:54.763	5:34.832	48.453	31.478	251.2	38:26.413	13	2	2:04.859	37.883	53.908	33.068	248.3	37:03.794
14	1	1:54.227	34.581	47.974	31.672	250.6	40:20.640	14	2	2:02.283	37.020	51.770	33.493	246.6	39:06.077
15	1	1:52.148	34.268	46.909	30.971	249.4	42:12.788	15	2	2:00.903	36.591	51.413	32.899	247.7	41:06.980
16	1	2:01.900	34.717	55.138	32.045	239.5	44:14.688	16	2	2:10.464 B	36.835	52.982	40.647	245.5	43:17.444
17	1	2:04.733	34.446	55.334	34.953	226.4	46:19.421	17	2	4:37.835	3:11.096	53.089	33.650	244.9	47:55.279
18	1	1:53.971	34.401	47.471	32.099	249.4	48:13.392	18	2	2:01.941	36.864	51.583	33.494	246.0	49:57.220
19	1	1:54.395	34.701	48.360	31.334	247.1	50:07.787	19	2	2:00.975	36.955	50.872	33.148	247.1	51:58.195
20	1	1:59.852 B	35.756	49.950	34.146	248.8	52:07.639	20	2	2:01.214	36.635	50.406	34.173	247.7	53:59.409
21	1	6:27.142	5:06.624	48.157	32.361	248.8	58:34.781	21	2	1:59.235	36.171	49.734	33.330	246.0	55:58.644
22	1	1:55.725	34.694	48.220	32.811	247.7	1:00:30.506	22	2	2:11.905	39.600	56.306	35.999	244.9	58:10.549
<b>30 Status GP</b> Lola B12/80 Coupe - Judd								<b>29</b> 1 Fabien Giroix							
1. Alexander Sims								2. Keiko Ihara							
2. Julien Jousse								3. Jean-Denis Deletraz							
LMP2								LMP2							
1	1	2:26.635	1:00.399	53.163	33.073	244.9	2:26.635	1	1	3:34.988	2:05.384	55.353	34.251	242.7	3:34.988
2	1	2:07.066	35.617	49.449	42.000	246.0	4:33.701	2	1	2:01.953	37.084	51.952	32.917	244.9	5:36.941
3	1	1:59.787	36.277	50.094	33.416	240.0	6:33.488	3	1	2:00.576	36.660	50.728	33.188	245.5	7:37.517
4	1	1:55.590	35.149	48.363	32.078	246.6	8:29.078	4	1	2:03.403 B	35.680	50.836	36.887	246.0	9:40.920
5	1	1:55.178	35.019	48.065	32.094	248.8	10:24.256	5	1	4:30.325	3:07.659	50.275	32.391	244.3	14:11.245
6	1	1:59.469 B	35.598	48.472	35.399	250.0	12:23.725	6	1	1:58.302	35.742	49.783	32.777	246.0	16:09.547
7	2	8:53.417	7:27.372	52.407	33.638	244.9	21:17.142	7	1	1:57.979	35.679	49.807	32.493	244.9	18:07.526
8	2	1:59.145	36.649	49.225	33.271	250.0	23:16.287	8	1	1:56.833	35.649	49.244	31.940	246.0	20:04.359
9	2	1:56.856	35.805	48.816	32.235	250.6	25:13.143	9	1	2:03.031 B	39.328	50.762	32.941	243.8	22:07.390
10	2	1:58.933	37.710	48.484	32.739	248.8	27:12.076	10	2	8:37.720	7:01.841	59.816	36.063	223.6	30:45.110
11	2	1:55.292	35.170	48.214	31.908	248.8	29:07.368	11	2	2:07.211	38.867	53.340	35.004	230.8	32:52.321
12	2	2:24.282 B	36.170	1:11.965	36.147	228.3	31:31.650	12	2	2:06.614	38.596	53.327	34.691	246.0	34:58.935
13	1	6:54.763	5:34.832	48.453	31.478	251.2	38:26.413	13	2	2:04.859	37.883	53.908	33.068	248.3	37:03.794
14	1	1:54.227	34.581	47.974	31.672	250.6	40:20.640	14	2	2:02.283	37.020	51.770	33.493	246.6	39:06.077
15	1	1:52.148	34.268	46.909	30.971	249.4	42:12.788	15	2	2:00.903	36.591	51.413	32.899	247.7	41:06.980
16	1	2:01.900	34.717	55.138	32.045	2									

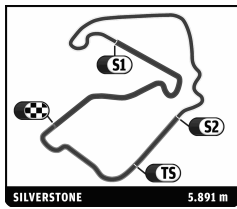


**FIA WEC**  
**6 Hours of Silverstone**  
**Free Practice 1**

**Sector Analysis**

■ Personal Best ■ Session Best B Crossing the finish line in pit lane

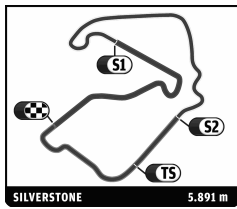
Lap	D	Time	Sector 1	Sector 2	Sector 3	T. Spd	Elapsed	Lap	D	Time	Sector 1	Sector 2	Sector 3	T. Spd	Elapsed
<b>31</b> Lotus Lola B12/80 Coupé - Lotus LMP2 1.Thomas Holzer 3.Christijan Albers 2.Mirco Schultis															
1	1	2:49.902 B	1:09.843	1:02.153	37.906	233.8	2:49.902	1	2	2:30.745 B	1:01.405	53.574	35.766	251.7	2:30.745
2	1	7:43.743	6:14.252	54.945	34.546	237.9	10:33.645	2	2	4:41.240	3:19.224	49.585	32.431	249.4	7:11.985
3	1	2:03.102	37.699	51.722	33.681	238.4	12:36.747	3	2	1:56.407	35.947	48.796	31.664	252.3	9:08.392
4	1	2:00.307	37.032	49.968	33.307	243.2	14:37.054	4	2	1:55.776	36.276	48.045	31.455	251.7	11:04.168
5	1	1:58.775	36.735	49.591	32.449	241.1	16:35.829	5	2	1:54.297	35.076	47.708	31.513	251.7	12:58.465
6	1	1:58.024	36.535	49.172	32.317	241.6	18:33.853	6	2	1:53.412	34.723	47.447	31.242	253.5	14:51.877
7	1	1:58.317 B	36.073	48.981	33.263	239.5	20:32.170	7	2	1:55.853	35.191	48.028	32.634	237.9	16:47.730
8	1	13:07.712	...	50.148	32.503	238.9	33:39.882	8	2	1:56.941 B	35.208	49.347	32.386	252.3	18:44.671
9	1	1:58.600	36.596	49.416	32.588	242.7	35:38.482	9	2	4:41.664	3:21.331	48.142	32.191	252.3	23:26.335
10	1	1:57.866	35.759	49.187	32.920	240.5	37:36.348	10	2	1:54.504	34.861	48.320	31.323	252.3	25:20.839
11	1	1:57.467	35.747	49.608	32.112	241.1	39:33.815	11	2	1:54.064	34.452	48.325	31.287	251.7	27:14.903
12	1	1:57.765 B	35.547	48.822	33.396	241.1	41:31.580	12	2	1:52.964	34.305	47.234	31.425	252.9	29:07.867
13	3	10:06.147	8:33.540	57.079	35.528	236.8	51:37.727	13	2	1:54.886 B	35.040	47.937	31.909	252.9	31:02.753
14	3	2:06.419	38.977	52.784	34.658	226.9	53:44.146	14	3	5:12.610	3:44.776	54.385	33.449	250.6	36:15.363
15	3	2:01.686	37.313	51.474	32.899	238.4	55:45.832	15	3	2:01.330	38.018	51.258	32.054	250.6	38:16.693
16	3	2:00.880	37.475	50.881	32.524	241.6	57:46.712	16	3	1:56.522	35.775	48.826	31.921	251.2	40:13.215
17	3	1:59.382	36.944	50.142	32.296	241.1	59:46.094	17	3	1:57.162	35.314	50.014	31.834	250.0	42:10.377
18	3	1:58.308	36.069	50.186	32.053	240.5	1:01:44.402	18	3	1:55.415	35.160	48.351	31.904	249.4	44:05.792
19	3	1:59.237	35.858	50.687	32.692	241.1	1:03:43.639	19	3	1:54.815	34.974	48.136	31.705	250.0	46:00.607
20	3	1:57.919	35.869	49.528	32.522	243.8	1:05:41.558								
21	3	2:03.682	38.182	52.632	32.868	242.7	1:07:45.240								
22	3	2:03.670 B	36.045	49.735	37.890	242.2	1:09:48.910								
23	2	7:57.236	6:25.297	56.997	34.942	235.3	1:17:46.146								
24	2	2:06.040	37.971	54.007	34.062	238.9	1:19:52.186								
25	2	2:04.297	37.463	53.053	33.781	239.5	1:21:56.483								
26	2	2:05.299	37.961	53.788	33.550	242.2	1:24:01.782								
27	2	2:04.304	37.038	53.482	33.784	240.5	1:26:06.086								
28	2	2:04.895	38.157	52.991	33.747	240.0	1:28:10.981								
29	2	2:03.464	36.651	52.045	34.768	240.0	1:30:14.445								
<b>32</b> Lotus Lola B12/80 Coupé - Lotus LMP2 1.Kevin Weeda 3.Vitantonio Luzzi 2.James Rossiter															
1	2	2:27.324 B	55.245	55.505	36.574	236.3	2:27.324	1	2	2:27.324 B	55.245	55.505	36.574	236.3	2:27.324
2	2	17:49.187	...	51.666	32.816	237.9	20:16.511	2	2	17:49.187	...	51.666	32.816	237.9	20:16.511
3	2	1:58.760	36.127	50.356	32.277	238.4	22:15.271	3	2	1:58.760	36.127	50.356	32.277	238.4	22:15.271
4	2	1:55.468	35.195	48.412	31.861	240.0	24:10.739	4	2	1:55.468	35.195	48.412	31.861	240.0	24:10.739
5	2	1:54.342	34.839	47.870	31.633	240.5	26:05.081	5	2	1:54.342	34.839	47.870	31.633	240.5	26:05.081
6	2	1:54.505	34.935	47.672	31.898	241.1	27:59.586	6	2	1:54.505	34.935	47.672	31.898	241.1	27:59.586
7	2	1:56.002	36.151	48.062	31.789	240.0	29:55.588	7	2	1:56.002	36.151	48.062	31.789	240.0	29:55.588
8	2	1:56.383	36.334	48.053	31.996	240.0	31:51.971	8	2	1:56.383	36.334	48.053	31.996	240.0	31:51.971
9	2	1:54.871	35.075	48.049	31.747	240.0	33:46.842	9	2	1:54.871	35.075	48.049	31.747	240.0	33:46.842
10	2	1:57.072 B	35.310	48.059	33.703	241.1	35:43.914	10	2	1:57.072 B	35.310	48.059	33.703	241.1	35:43.914
11	3	9:09.948	7:45.213	51.565	33.170	240.0	44:53.862	11	3	9:09.948	7:45.213	51.565	33.170	240.0	44:53.862
12	3	1:58.235	36.638	49.327	32.270	238.4	46:52.097	12	3	1:58.235	36.638	49.327	32.270	238.4	46:52.097
13	3	1:56.419	35.627	48.802	31.990	238.9	48:48.516	13	3	1:56.419	35.627	48.802	31.990	238.9	48:48.516
14	3	1:55.897	35.406	48.650	31.841	239.5	50:44.413	14	3	1:55.897	35.406	48.650	31.841	239.5	50:44.413
15	3	1:55.533	35.228	48.432	31.873	240.0	52:39.946	15	3	1:55.533	35.228	48.432	31.873	240.0	52:39.946
16	3	1:56.496	35.099	49.562	31.835	241.6	54:36.442	16	3	1:56.496	35.099	49.562	31.835	241.6	54:36.442
17	3	2:00.197	36.453	51.103	32.641	238.9	56:36.639	17	3	2:00.197	36.453	51.103	32.641	238.9	56:36.639
18	3	1:55.246	35.018	48.585	31.643	241.1	58:31.885	18	3	1:55.246	35.018	48.585	31.643	241.1	58:31.885
19	3	1:55.826	34.752	49.183	31.891	239.5	1:00:27.711	19	3	1:55.826	34.752	49.183	31.891	239.5	1:00:27.711
20	3	1:56.086 B	34.768	47.666	33.652	240.5	1:02:23.797	20	3	1:56.086 B	34.768	47.666	33.652	240.5	1:02:23.797
21	3	4:58.741	3:20.427	59.253	39.061	234.8	1:07:22.538	21	3	4:58.741	3:20.427	59.253	39.061	234.8	1:07:22.538
22	3	2:16.250	41.733	57.995	36.522	236.8	1:09:38.788	22	3	2:16.250	41.733	57.995	36.522	236.8	1:09:38.788
23	3	2:11.385	39.677	55.497	36.211	235.3	1:11:50.173	23	3	2:11.385	39.677	55.497	36.211	235.3	1:11:50.173
24	3	2:07.174	38.207	53.608	35.359	235.8	1:13:57.347	24	3	2:07.174	38.207	53.608	35.359	235.8	1:13:57.347
25	3	2:09.405	39.630	53.859	35.916	237.4	1:16:06.752	25	3	2:09.405	39.630	53.859	35.916	237.4	1:16:06.752
26	3	2:11.951	39.540	55.171	37.240	199.3	1:18:18.703	26	3	2:11.951	39.540	55.171	37.240	199.3	1:18:18.703
27	3	2:09.722	37.932	54.008	37.782	228.8	1:20:28.425	27	3	2:09.722	37.932	54.008	37.782	228.8	1:20:28.425
28	3	2:08.005	38.917	53.557	35.531	238.9	1:22:36.430	28	3	2:08.005	38.917	53.557	35.531	238.9	1:22:36.430
29	3	2:07.628	37.507	54.887	35.234	237.4	1:24:44.058	29	3	2:07.628	37.507	54.887	35.234	237.4	1:24:44.058
30	3	2:06.676	38.847	52.954	34.875	238.4	1:26:50.734	30	3	2:06.676	38.847	52.954	34.875	238.4	1:26:50.734
31	3	2:11.503	39.964	56.039	35.500	236.8	1:29:02.237	31	3	2:11.503	39.964	56.039	35.500	236.8	1:29:02.237
32	3	2:06.655	38.558	53.206	34.891	236.8	1:31:08.892	32	3	2:06.655	38.558	53.206	34.891	236.8	1:31:08.892
<b>35</b> OAK Racing Morgan - Nissan LMP2 1.David Heinemeier Hansson 3.Dominik Kraihamer 2.Bertrand Baguette															
1	2	2:30.745 B	1:01.405	53.574	35.766	251.7	2:30.745	1	2	2:30.745 B	1:01.405	53.574	35.766	251.7	2:30.745
2	2	4:41.240	3:19.224	49.585	32.431	249.4	7:11.985	2	2	4:41.240	3:19.224	49.585	32.431	249.4	7:11.985
3	2	1:56.407	35.947	48.796	31.664	252.3	9:08.392	3	2	1:56.407	35.947	48.796	31.664	252.3	9:08.392
4	2	1:55.776	36.276	48.045	31.455	251.7	11:04.168	4	2	1:55.776	36.276	48.045	31.455	251.7	11:04.168
5	2	1:54.297	35.076	47.708	31.513	251.7	12:58.465	5	2	1:54.297	35.076	47.708	31.513	251.7	12:58.465
6	2	1:53.412	34.723	47.447	31.242	253.5	14:51.877	6	2	1:53.412	34.723	47.447	31.242	253.5	14:51.877
7	2	1:55.853	35.191	48.028	32.634	237.9	16:47.730	7	2	1:55.853	35.191	48.028	32.634	237.9	16:47.730
8	2	1:56.941 B	35.208	49.347	32.386	252.3	18:44.671	8	2	1:56.941 B	35.208	49.347	32.386	252.3	18:44.671
9	2	4:41.664	3:21.331	48.142	32.191	252.3	23:26.335	9	2	4:41.664	3:21.331	48.142	32.191	252.3	23:26.335
10	2	1:54.504	34.861	48.320	31.323	252.3	25:20.839	10							



**FIA WEC**  
**6 Hours of Silverstone**  
**Free Practice 1**  
**Sector Analysis**

■ Personal Best ■ Session Best B Crossing the finish line in pit lane

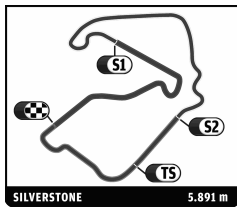
Lap	D	Time	Sector 1	Sector 2	Sector 3	T. Spd	Elapsed	Lap	D	Time	Sector 1	Sector 2	Sector 3	T. Spd	Elapsed
20	3	1:57.023	35.916	48.782	32.325	252.9	47:57.630	34	1	1:55.777	34.934	48.192	32.651	251.7	1:29:13.944
21	3	1:58.593 B	35.167	49.258	34.168	251.7	49:56.223	35	1	1:56.246	35.779	48.558	31.909	245.5	1:31:10.190
22	3	3:46.844	2:26.616	48.791	31.437	251.7	53:43.067	<b>41 Greaves Motorsport</b> Zytec Z11SN - Nissan LMP2							
23	3	1:52.562	34.639	47.077	30.846	254.7	55:35.629	1.Christian Zugel 3.Elon Julian							
24	3	1:54.450	34.850	48.640	30.960	251.2	57:30.079	2.Ricardo Gonzalez							
25	3	<b>1:51.561</b>	<b>34.110</b>	46.762	<b>30.689</b>	251.7	59:21.640	1	1	7:12.562 B	5:25.632	1:05.305	41.625	210.5	7:12.562
26	3	1:52.974	34.307	47.675	30.992	250.6	1:01:14.614	2	1	5:33.044 B	3:47.678	1:02.655	42.711	189.1	12:45.606
27	3	1:52.464	34.649	46.811	31.004	250.6	1:03:07.078	3	1	1:11:09.761	...	56.051	35.546	239.5	1:23:55.367
28	3	1:52.299	34.444	46.982	30.873	251.7	1:04:59.377	4	1	2:09.344	40.243	54.203	34.898	241.1	1:26:04.711
29	3	1:54.196 B	34.198	<b>46.728</b>	33.270	253.5	1:06:53.573	5	1	2:09.913	40.375	54.349	35.189	241.6	1:28:14.624
30	1	4:07.494	2:42.704	51.897	32.893	250.0	1:11:01.067	6	1	<b>2:05.009</b>	<b>37.809</b>	<b>53.202</b>	<b>33.998</b>	243.2	1:30:19.633
31	1	1:57.672	36.434	48.814	32.424	250.6	1:12:58.739	<b>42 Greaves Motorsport</b> Zytec Z11SN - Nissan LMP2							
32	1	1:55.449	35.369	48.259	31.821	249.4	1:14:54.188	1.Lucas Ordoñez 3.Alex Brundle							
33	1	1:55.722	34.992	49.305	31.425	250.6	1:16:49.910	2.Martin Brundle							
34	1	2:05.626 B	35.136	53.420	37.070	226.4	1:18:55.536	1	3	2:59.842 B	1:23.654	56.878	39.310	242.2	2:59.842
35	1	2:23.025	1:02.141	48.955	31.929	248.8	1:21:18.561	2	3	4:52.766	3:32.895	48.937	30.934	244.9	7:52.608
36	1	1:59.431	38.378	49.426	31.627	250.6	1:23:17.992	3	3	1:53.707	34.185	48.669	30.853	248.3	9:46.315
37	1	1:54.072	34.719	47.935	31.418	249.4	1:25:12.064	4	3	1:54.757	36.485	47.556	30.716	247.1	11:41.072
38	1	1:55.640	35.130	48.113	32.397	251.2	1:27:07.704	5	3	1:53.667	35.235	47.594	30.838	247.7	13:34.739
39	1	1:55.594	34.958	48.359	32.277	250.6	1:29:03.298	6	3	1:53.804	34.967	47.975	30.862	247.7	15:28.543
40	1	1:55.574	36.094	47.751	31.729	250.6	1:30:58.872	7	3	<b>1:51.563</b>	34.062	46.940	<b>30.561</b>	248.8	17:20.106
<b>38 Jota</b> Zytec Z11SN - Nissan LMP2								1.Simon Dolan 3.Nicolas Minassian							
2.Sam Hancock															
1	2	3:12.975 B	1:31.389	59.309	42.277	196.0	3:12.975	8	3	1:54.387 B	34.243	47.148	32.996	247.7	19:14.493
2	2	7:36.340	6:14.792	49.803	31.745	244.3	10:49.315	9	3	4:10.595	2:51.010	47.815	31.770	247.1	23:25.088
3	2	1:53.934	34.497	48.284	31.153	246.0	12:43.249	10	3	1:53.136	<b>34.032</b>	48.195	30.909	246.6	25:18.224
4	2	1:53.899	34.422	47.774	31.703	248.3	14:37.148	11	3	1:53.269	34.272	47.625	31.372	247.7	27:11.493
5	2	2:05.221	39.513	49.446	36.262	246.6	16:42.369	12	3	1:51.612	34.066	<b>46.683</b>	30.863	246.6	29:03.105
6	2	1:53.596	34.583	48.019	30.994	245.5	18:35.965	13	3	1:55.532 B	35.586	46.696	33.250	246.6	30:58.637
7	2	1:57.799 B	34.848	48.540	34.411	247.1	20:33.764	14	1	4:02.235	2:37.539	51.628	33.068	245.5	35:00.872
8	1	6:29.719	5:05.112	51.498	33.109	243.2	27:03.483	15	1	1:58.230	36.371	50.343	31.516	246.0	36:59.102
9	1	1:58.566	36.570	49.418	32.578	244.9	29:02.049	16	1	1:55.591	35.421	48.714	31.456	247.1	38:54.693
10	1	1:58.839	37.599	49.016	32.224	242.7	31:00.888	17	1	1:53.523	34.640	47.886	30.997	247.7	40:48.216
11	1	1:56.307	35.744	48.616	31.947	244.3	32:57.195	18	1	1:53.581	34.286	48.076	31.219	249.4	42:41.797
12	1	1:59.766	35.136	52.082	32.548	244.3	34:56.961	19	1	1:52.875	34.489	47.569	30.817	247.7	44:34.672
13	1	1:56.791	35.820	48.815	32.156	246.0	36:53.752	20	1	1:54.699 B	34.352	47.582	32.765	246.0	46:29.371
14	1	1:55.557	35.483	48.313	31.761	246.0	38:49.309	21	1	4:33.781	3:12.951	49.267	31.563	244.3	51:03.152
15	1	1:58.675 B	35.023	48.264	35.388	246.0	40:47.984	22	1	1:54.856	34.586	49.154	31.116	244.9	52:58.008
16	3	8:07.112	6:43.134	51.108	32.870	246.6	48:55.096	23	1	1:52.632	34.560	47.120	30.952	247.1	54:50.640
17	3	1:57.815	35.348	50.289	32.178	246.6	50:52.911	24	1	1:52.322	34.195	47.400	30.727	249.4	56:42.962
18	3	1:55.491	35.127	48.861	31.503	246.6	52:48.402	25	1	1:54.653 B	34.961	46.904	32.788	247.7	58:37.615
19	3	1:56.302	34.438	48.552	33.312	250.0	54:44.704	26	2	3:56.552	2:34.898	49.738	31.916	245.5	1:02:34.167
20	3	1:55.258	34.547	47.810	32.901	250.0	56:39.962	27	2	1:55.515	35.025	49.052	31.438	243.8	1:04:29.682
21	3	1:57.472	34.563	48.523	34.386	250.6	58:37.434	28	2	1:54.578	34.830	48.708	31.040	248.3	1:06:24.260
22	3	1:53.485	<b>34.171</b>	47.227	32.087	250.0	1:00:30.919	29	2	1:54.044	34.631	48.109	31.304	246.6	1:08:18.304
23	3	1:52.809	34.620	47.201	<b>30.988</b>	249.4	1:02:23.728	30	2	1:52.735	34.407	47.079	31.249	248.8	1:10:11.039
24	3	<b>1:52.627</b>	34.386	<b>47.185</b>	31.056	250.0	1:04:16.355	31	2	1:52.821	34.966	46.897	30.958	246.6	1:12:03.860
25	3	1:58.972 B	36.409	49.660	32.903	248.3	1:06:15.327	32	2	1:55.975	34.273	49.199	32.503	246.6	1:13:59.835
26	3	6:08.610	4:48.002	48.842	31.766	246.6	1:12:23.937	33	2	1:54.326	35.410	47.850	31.066	247.1	1:15:54.161
27	3	1:58.171	37.035	49.483	31.653	244.9	1:14:22.108	34	2	1:54.219	34.752	48.446	31.021	247.7	1:17:48.380
28	3	1:54.436	34.742	48.556	31.138	250.0	1:16:16.544	35	2	1:54.575	35.698	47.568	31.309	247.7	1:19:42.955
29	3	1:53.259	34.413	47.655	31.191	248.8	1:18:09.803	36	2	1:56.329	34.446	50.018	31.865	249.4	1:21:39.284
30	3	1:55.423 B	34.335	47.797	33.291	246.0	1:20:05.226	37	2	1:53.273	34.728	47.347	31.198	250.6	1:23:32.557
31	1	3:18.997	1:57.743	48.754	32.500	247.1	1:23:24.223	38	2	1:56.271	36.454	48.410	31.407	247.7	1:25:28.828
32	1	1:56.555	35.762	48.264	32.529	247.7	1:25:20.778	39	2	1:54.120	34.993	47.829	31.298	248.3	1:27:22.948
33	1	1:57.389	35.426	49.771	32.192	245.5	1:27:18.167	40	2	1:57.235 B	36.481	48.105	32.649	247.1	1:29:20.183



**FIA WEC**  
**6 Hours of Silverstone**  
Free Practice 1  
Sector Analysis

■ Personal Best ■ Session Best B Crossing the finish line in pit lane

Lap	D	Time	Sector 1	Sector 2	Sector 3	T. Spd	Elapsed	Lap	D	Time	Sector 1	Sector 2	Sector 3	T. Spd	Elapsed
<b>44</b>	<b>Starworks Motorsport</b> 1.Vicente Potolichio 2.Ryan Dalziel 3.Stéphane Sarrazin HPD ARX 03b - Honda LMP2							33	1	3:00.006	1:37.363	49.271	33.372	247.7	1:31:20.689
	1	3	3:27.549 B	1:53.274	56.981	37.294	221.3			3:27.549					
	2	3	46:01.586	....	49.761	32.116	244.3			49:29.135					
	3	3	1:53.475	34.754	47.555	31.166	246.6			51:22.610					
	4	3	1:56.804	34.596	50.828	31.380	246.0			53:19.414					
	5	3	1:53.931	35.437	47.263	31.231	246.0			55:13.345					
	6	3	1:53.406	34.367	47.737	31.302	246.0			57:06.751					
	7	3	1:53.065	34.429	47.083	31.553	247.7			58:59.816					
	8	3	1:58.776 B	37.728	47.928	33.120	246.6			1:00:58.592					
	9	1	9:28.627	8:03.197	52.265	33.165	240.5			1:10:27.219					
	10	1	2:00.608	36.904	50.830	32.874	241.1			1:12:27.827					
	11	1	1:59.846	36.384	50.634	32.828	240.5			1:14:27.673					
	12	1	1:58.891	36.510	50.240	32.141	242.2			1:16:26.564					
	13	1	1:57.948	35.292	50.269	32.387	243.8			1:18:24.512					
	14	1	2:02.168	35.410	50.893	35.865	228.8			1:20:26.680					
	15	1	1:57.323	35.495	49.596	32.232	244.3			1:22:24.003					
	16	1	1:56.398	35.194	49.309	31.895	244.9			1:24:20.401					
	17	1	1:56.257	35.027	49.077	32.153	243.2			1:26:16.658					
	18	1	1:56.822	34.830	49.215	32.777	243.8			1:28:13.480					
19	1	2:00.191	35.190	51.365	33.636	246.0	1:30:13.671								
<b>48</b>	<b>Murphy Prototypes</b> 1.Jody Firth 2.Warren Hughes 3.Brendon Hartley Oreca 03 - Nissan LMP2							49	1	3:06.406	1:38.720	53.711	33.975	244.9	3:06.406
	2	3	1:59.899	37.294	51.040	31.565	245.5			5:06.305					
	3	3	1:56.349	35.358	49.333	31.658	245.5			7:02.654					
	4	3	1:55.116	35.002	48.858	31.256	245.5			8:57.770					
	5	3	1:53.280	34.475	47.676	31.129	246.6			10:51.050					
	6	3	1:54.021	34.374	48.245	31.402	246.0			12:45.071					
	7	3	1:55.117 B	34.578	48.374	32.165	247.1			14:40.188					
	8	3	9:53.710	8:32.039	48.922	32.749	250.0			24:33.898					
	9	3	1:52.715	34.447	47.322	30.946	247.7			26:26.613					
	10	3	1:52.711	34.359	46.809	31.543	248.8			28:19.324					
	11	3	1:52.810	34.338	47.271	31.201	247.7			30:12.134					
	12	3	1:53.169	34.538	46.750	31.881	248.3			32:05.303					
	13	3	1:55.400 B	34.628	48.124	32.648	249.4			34:00.703					
	14	3	6:04.423	4:37.351	51.361	35.711	200.0			40:05.126					
	15	3	1:52.235	34.427	46.807	31.001	249.4			41:57.361					
	16	3	1:54.535	34.297	48.531	31.707	250.0			43:51.896					
	17	3	1:53.202 B	34.314	47.174	31.714	250.0			45:45.098					
	18	1	5:57.627	4:31.848	52.553	33.226	243.8			51:42.725					
	19	1	1:59.704	36.586	50.312	32.806	243.2			53:42.429					
20	1	1:58.762	36.776	49.514	32.472	246.6	55:41.191								
21	1	1:59.377	35.961	50.657	32.759	247.7	57:40.568								
22	1	1:57.916	35.759	49.681	32.476	246.0	59:38.484								
23	1	1:57.056	35.813	49.121	32.122	246.6	1:01:35.540								
24	1	2:01.235	36.764	51.453	33.018	250.0	1:03:36.775								
25	1	1:59.880	37.070	50.811	31.999	247.1	1:05:36.655								
26	1	1:57.603	35.348	49.327	32.928	246.6	1:07:34.258								
27	1	1:57.204	35.398	49.497	32.309	248.3	1:09:31.462								
28	1	2:01.314 B	35.807	50.886	34.621	248.8	1:11:32.776								
29	2	3:55.115	2:31.223	51.240	32.652	247.1	1:15:27.891								
30	2	1:57.950	36.103	50.121	31.726	248.3	1:17:25.841								
31	2	1:57.658	35.479	49.855	32.324	243.2	1:19:23.499								
32	2	1:55.581	35.433	48.162	31.986	250.6	1:21:19.080								
33	2	1:57.427	37.749	48.506	31.172	248.3	1:23:16.507								
34	2	1:53.966	35.149	47.400	31.417	247.7	1:25:10.473								
35	2	1:55.490	36.433	47.613	31.444	250.0	1:27:05.963								
36	2	1:57.120	35.236	49.172	32.712	248.3	1:29:03.083								
37	2	1:55.002	36.090	47.376	31.536	248.3	1:30:58.085								
<b>50</b>	<b>Larbre Competition</b> 1.Patrick Bornhauser 2.Julien Canal 3.Fernando Rees Chevrolet Corvette C6-ZR1 LMGTE Am							48	2	6:02.558 B	3:55.120	1:18.011	49.427	173.9	6:02.558
	2	2	6:21.364	4:42.851	1:00.874	37.639	233.8			12:23.922					
	3	2	2:13.044	40.398	56.216	36.430	236.3			14:36.966					
	4	2	2:17.731 B	41.042	55.567	41.122	184.3			16:54.697					
	5	2	5:30.124	3:58.242	55.494	36.388	235.3			22:24.821					
	6	2	2:10.970	39.452	55.474	36.044	239.5			24:35.791					
	7	2	2:10.685	39.713	54.911	36.061	236.3			26:46.476					
	8	2	2:13.748 B	39.694	55.837	38.217	234.3			29:00.224					
	9	2	5:16.816	3:47.360	54.560	34.896	236.8			34:17.040					
	10	2	2:06.046	38.224	53.466	34.356	238.9			36:23.086					
	11	2	2:06.013	37.626	53.476	34.911	237.9			38:29.099					
	12	2	2:06.619	38.502	53.584	34.533	236.8			40:35.718					
	13	2	2:05.947	37.938	53.434	34.575	241.1			42:41.665					



**FIA WEC**  
**6 Hours of Silverstone**  
**Free Practice 1**  
**Sector Analysis**

■ Personal Best ■ Session Best B Crossing the finish line in pit lane

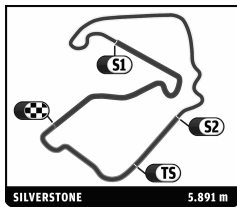
Lap	D	Time	Sector 1	Sector 2	Sector 3	T. Spd	Elapsed	Lap	D	Time	Sector 1	Sector 2	Sector 3	T. Spd	Elapsed
14	2	2:10.694B	38.411	54.829	37.454	238.4	44:52.359	35	1	2:07.364	38.243	53.798	35.323	237.4	1:27:09.342
15	3	4:52.528	3:17.103	57.634	37.791	199.6	49:44.887	36	1	2:06.518	37.780	53.190	35.548	240.0	1:29:15.860
16	3	2:16.141	43.813	55.999	36.329	225.0	52:01.028	37	1	2:04.088	37.347	52.950	33.791	239.5	1:31:19.948
17	3	2:08.821	39.941	54.334	34.546	240.5	54:09.849								
18	3	2:07.575	38.366	54.187	35.022	237.9	56:17.424								
19	3	<b>2:05.343</b>	38.025	53.358	<b>33.960</b>	240.0	58:22.767								
20	3	2:09.520	39.271	53.756	36.493	241.6	1:00:32.287								
21	3	2:05.594	38.025	53.483	34.086	241.1	1:02:37.881								
22	3	2:08.435B	38.210	<b>53.218</b>	37.007	239.5	1:04:46.316								
23	1	5:26.535	3:52.335	57.265	36.935	237.9	1:10:12.851								
24	1	2:10.150	39.136	55.920	35.094	240.0	1:12:23.001								
25	1	2:10.014	39.969	54.952	35.093	236.8	1:14:33.015								
26	1	2:08.885	38.549	54.660	35.676	238.4	1:16:41.900								
27	1	2:27.849	39.303	1:09.447	39.099	195.3	1:19:09.749								
28	1	2:07.300	38.580	53.874	34.846	240.5	1:21:17.049								
29	1	2:13.728	39.797	58.700	35.231	236.3	1:23:30.777								
30	1	2:07.256	38.374	54.258	34.624	242.7	1:25:38.033								
31	1	2:07.566	39.084	53.788	34.694	241.1	1:27:45.599								
32	1	2:06.529	38.208	53.804	34.517	241.6	1:29:52.128								
33	1	2:07.125	38.384	53.957	34.784	240.0	1:31:59.253								

51		AF Corse		Ferrari F458 Italia			
		1. Giancarlo Fisichella		LMGTE Pro			
		2. Gianmaria Bruni					
1	2	2:19.867	48.504	56.494	34.869	236.8	2:19.867
2	2	2:07.695	38.233	53.476	35.986	236.3	4:27.562
3	2	2:06.621	38.076	53.643	34.902	235.8	6:34.183
4	2	2:04.687	38.009	52.791	33.887	236.8	8:38.870
5	2	2:05.329	37.730	53.628	33.971	235.8	10:44.199
6	2	2:03.802	37.486	52.545	33.771	240.0	12:48.001
7	2	2:03.524	37.502	52.267	33.755	237.9	14:51.525
8	2	2:06.217B	38.183	53.479	34.555	237.4	16:57.742
9	2	7:14.256	5:46.275	52.722	35.259	236.8	24:11.998
10	2	2:04.471	37.667	52.473	34.331	237.4	26:16.469
11	2	2:04.035	37.596	52.338	34.101	236.8	28:20.504
12	2	2:03.340	37.258	52.340	33.742	238.4	30:23.844
13	2	2:06.420B	38.023	54.650	33.747	237.4	32:30.264
14	2	7:08.736	5:40.792	54.286	33.658	236.8	39:39.000
15	2	<b>2:02.757</b>	<b>36.921</b>	<b>51.998</b>	33.838	236.3	41:41.757
16	2	2:02.939	37.101	52.163	33.675	237.9	43:44.696
17	2	2:08.588	37.189	55.555	35.844	209.7	45:53.284
18	2	2:05.679B	37.121	53.668	34.890	237.4	47:58.963
19	1	3:47.373	2:16.628	55.701	35.044	236.3	51:46.336
20	1	2:06.554	38.408	53.892	34.254	236.8	53:52.890
21	1	2:05.068	37.819	53.267	33.982	237.4	55:57.958
22	1	2:04.281	37.679	52.685	33.917	238.4	58:02.239
23	1	2:04.063	37.492	52.669	33.902	237.4	1:00:06.302
24	1	2:05.019	38.005	53.099	33.915	236.3	1:02:11.321
25	1	2:03.746	37.476	52.511	33.759	237.9	1:04:15.067
26	1	2:05.565	37.685	53.464	34.416	238.4	1:06:20.632
27	1	2:04.142	37.487	52.482	34.173	237.4	1:08:24.774
28	1	2:11.781B	40.249	55.502	36.030	235.8	1:10:36.555
29	1	4:01.688	2:32.854	54.792	34.042	237.9	1:14:38.243
30	1	2:04.545	37.739	52.900	33.906	238.4	1:16:42.788
31	1	2:04.249	37.865	52.782	<b>33.602</b>	238.9	1:18:47.037
32	1	2:03.843	37.523	52.528	33.792	242.7	1:20:50.880
33	1	2:04.370	37.574	52.585	34.211	238.9	1:22:55.250
34	1	2:06.728	37.231	54.557	34.940	237.9	1:25:01.978

55		JWA-Avila		Porsche 911 RSR (997)			
		1. Joël Camathias		LMGTE Am			
		2. Markus Palttala		3. Paul Daniels			
1	2	3:43.272B	1:58.275	1:06.192	38.805	230.3	3:43.272
2	2	4:30.711	2:57.652	56.734	36.325	232.3	8:13.983
3	2	2:09.892	39.071	55.495	35.326	233.3	10:23.875
4	2	2:11.242	38.540	57.621	35.081	234.8	12:35.117
5	2	2:07.816	38.673	54.282	34.861	235.8	14:42.933
6	2	2:06.938	<b>38.071</b>	<b>53.841</b>	35.026	235.3	16:49.871
7	2	2:06.823	38.072	54.014	34.737	234.3	18:56.694
8	2	2:50.363B	49.399	1:14.130	46.834	163.6	21:47.057
9	2	26:02.124	...	54.977	34.840	232.3	47:49.181
10	2	<b>2:06.654</b>	38.098	<b>53.902</b>	<b>34.654</b>	232.8	49:55.835
11	2	2:10.573B	39.993	54.675	35.905	233.8	52:06.408
12	3	5:36.181	3:54.927	1:01.774	39.480	223.1	57:42.589
13	3	2:20.514	42.924	59.802	37.788	229.8	1:00:03.103
14	3	2:16.810	41.338	58.335	37.137	234.8	1:02:19.913
15	3	2:15.775	41.594	57.468	36.713	231.3	1:04:35.688
16	3	2:15.534	41.002	57.475	37.057	231.8	1:06:51.222
17	3	2:14.220	40.887	56.830	36.503	232.8	1:09:05.442
18	3	2:14.790	41.475	57.123	36.192	231.8	1:11:20.232
19	3	2:14.713	40.540	57.193	36.980	233.3	1:13:34.945
20	3	2:27.428	40.267	1:07.342	39.819	206.9	1:16:02.373
21	3	2:18.301B	41.131	57.505	39.665	231.8	1:18:20.674
22	1	4:40.582B	2:48.593	59.747	52.242	234.3	1:23:01.256

57		Krohn Racing		Ferrari F458 Italia			
		1. Tracy Krohn		LMGTE Am			
		2. Niclas Jönsson		3. Michele Rugolo			
1	2	3:11.240B	1:22.323	1:06.909	42.008	185.6	3:11.240
2	2	6:34.322	4:51.054	1:03.675	39.593	169.0	9:45.562
3	2	2:09.128	39.668	54.784	34.676	234.8	11:54.690
4	2	2:12.059B	39.155	54.430	38.474	234.3	14:06.749
5	2	7:13.184	5:44.246	54.616	34.322	233.8	21:19.933
6	2	2:07.006	38.474	53.572	34.960	233.3	23:26.939
7	2	2:05.716	38.192	53.328	34.196	234.3	25:32.655
8	2	2:09.908B	39.221	54.439	36.248	232.3	27:42.563
9	2	7:33.124	6:04.749	53.924	34.451	233.3	35:15.687
10	2	2:05.296	38.076	53.124	34.096	234.8	37:20.983
11	2	2:05.038	38.091	52.965	33.982	233.3	39:26.021
12	2	2:04.568	37.715	<b>52.719</b>	34.134	233.3	41:30.589
13	2	2:06.547B	37.798	53.706	35.043	236.3	43:37.136
14	2	6:47.884	5:19.483	54.051	34.350	234.3	50:25.020
15	2	2:05.274	37.979	53.224	34.071	232.8	52:30.294
16	2	2:04.760	37.865	52.886	34.009	234.8	54:35.054
17	2	2:06.108	37.921	53.067	35.120	237.9	56:41.162
18	2	2:04.637	38.020	52.818	<b>33.799</b>	234.8	58:45.799
19	2	<b>2:04.493</b>	<b>37.574</b>	53.056	33.863	234.3	1:00:50.292
20	2	2:07.482B	38.099	53.646	35.737	232.8	1:02:57.774
21	1	8:13.264	6:33.087	1:01.044	39.133	227.8	1:11:11.038
22	1	2:18.009	41.052	59.153	37.804	224.5	1:13:29.047
23	1	2:13.563	40.657	57.100	35.806	231.3	1:15:42.610
24	1	2:15.953	41.969	58.148	35.836	230.8	1:17:58.563
25	1	2:15.414	40.103	58.443	36.868	225.9	1:20:13.977
26	1	2:12.932	40.830	56.305	35.797	233.8	1:22:26.909



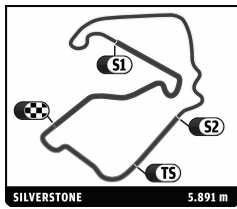


**FIA WEC**  
**6 Hours of Silverstone**  
**Free Practice 1**

**Sector Analysis**

■ Personal Best ■ Session Best B Crossing the finish line in pit lane

Lap	D	Time	Sector 1	Sector 2	Sector 3	T. Spd	Elapsed	Lap	D	Time	Sector 1	Sector 2	Sector 3	T. Spd	Elapsed
27	1	2:11.369	39.511	56.421	35.437	233.3	1:24:38.278	13	2	2:04.943	37.752	53.179	34.012	236.8	38:13.266
28	1	2:11.834	40.123	56.151	35.560	232.8	1:26:50.112	14	2	2:11.396B	39.174	55.064	37.158	209.7	40:24.662
29	1	2:12.933	39.892	56.545	36.496	232.8	1:29:03.045	15	2	30:35.415	...	55.442	35.301	234.8	1:11:00.077
30	1	2:10.489	39.537	55.594	35.358	234.3	1:31:13.534	16	2	2:08.515	39.461	54.319	34.735	235.8	1:13:08.592
<b>61 AF Corse-Waltrip</b> Ferrari F458 Italia								<b>70 Larbre Competition</b> Chevrolet Corvette C6-ZR1							
1.Piergiuseppe Perazzini 3.Matt Griffin								1.Jean-Philippe Belloc 3.Pascal Gibon							
2.Marco Cioci								2.Christophe Bourret							
1	3	3:34.919	1:56.019	1:01.285	37.615	231.8	3:34.919	1	1	4:44.536	2:54.793	1:07.769	41.974	225.9	4:44.536
2	3	2:14.777B	40.012	57.491	37.274	231.3	5:49.696	2	1	2:38.898B	49.107	1:01.990	47.801	223.1	7:23.434
3	2	4:00.921	2:29.449	55.882	35.590	232.8	9:50.617	3	1	5:59.661	4:21.455	1:01.129	37.077	234.8	13:23.095
4	2	2:06.541	38.547	53.667	34.327	234.8	11:57.158	4	1	2:19.782B	41.374	57.415	40.993	232.8	15:42.877
5	2	2:05.813	38.122	53.211	34.480	237.9	14:02.971	5	1	4:20.778	2:44.412	59.825	36.541	234.8	20:03.655
6	2	2:12.095B	38.439	55.430	38.226	232.8	16:15.066	6	1	2:18.207	41.789	59.815	36.603	232.3	22:21.862
7	2	5:38.748	4:09.186	55.113	34.449	233.3	21:53.814	7	1	2:13.417	40.247	57.135	36.035	233.8	24:35.279
8	2	2:05.443	37.924	53.235	34.284	233.3	23:59.257	8	1	2:18.304B	39.703	56.412	42.189	236.3	26:53.583
9	2	2:04.271	37.444	52.728	34.099	234.8	26:03.528	9	1	12:48.503	...	1:00.507	35.652	235.3	39:42.086
10	2	2:08.147B	37.728	54.147	36.272	233.3	28:11.675	10	1	2:08.686	39.396	54.330	34.960	235.8	41:50.772
11	2	4:28.329	2:59.244	53.506	35.579	234.3	32:40.004	11	1	2:07.698	38.377	54.593	34.728	236.8	43:58.470
12	2	2:08.005B	38.064	54.037	35.904	234.3	34:48.009	12	1	2:07.560	38.406	54.385	34.769	236.8	46:06.030
13	2	5:01.420	3:32.379	54.688	34.353	234.8	39:49.429	13	1	2:14.934B	39.162	54.889	40.883	234.8	48:20.964
14	2	2:04.080	37.530	52.590	33.960	234.3	41:53.509	14	2	4:56.844	3:19.358	59.637	37.849	232.3	53:17.808
15	2	2:08.434B	37.358	54.301	36.775	236.3	44:01.943	15	2	2:15.969	41.201	57.555	37.213	232.8	55:33.777
16	1	4:12.739	2:40.271	56.564	35.904	230.3	48:14.682	16	2	2:12.523	40.252	56.357	35.914	235.8	57:46.300
17	1	2:11.614	39.988	55.796	35.830	231.3	50:26.296	17	2	2:22.105B	40.812	58.630	42.663	229.8	1:00:08.405
18	1	2:08.791	39.197	54.644	34.950	231.3	52:35.087	18	3	4:00.843	2:28.466	56.622	35.755	235.8	1:04:09.248
19	1	2:09.404	39.093	54.806	35.505	231.8	54:44.491	19	3	2:11.861	39.702	55.841	36.318	234.3	1:06:21.109
20	1	2:07.599	39.071	53.821	34.707	233.3	56:52.090	20	3	2:12.180	40.300	56.233	35.647	236.3	1:08:33.289
21	1	2:07.521	38.378	54.032	35.111	232.8	58:59.611	21	3	2:15.948B	40.148	55.735	40.065	213.4	1:10:49.237
22	1	2:12.106	41.951	55.054	35.101	231.3	1:01:11.717	22	2	3:54.956	2:14.617	1:01.837	38.502	228.3	1:14:44.193
23	1	2:07.918	38.947	54.453	34.518	231.8	1:03:19.635	23	2	2:17.873	42.171	58.231	37.471	232.8	1:17:02.066
24	1	2:07.734	38.763	54.299	34.672	232.8	1:05:27.369	24	2	2:22.603B	41.730	1:00.636	40.237	228.8	1:19:24.669
25	1	2:08.229	38.609	54.583	35.037	232.8	1:07:35.598	25	2	3:31.873	1:56.908	57.610	37.355	228.8	1:22:56.542
26	1	2:08.575	38.770	54.443	35.362	232.3	1:09:44.173	26	2	2:12.995	40.956	56.053	35.986	238.9	1:25:09.537
27	1	2:08.095	38.647	54.252	35.196	232.8	1:11:52.268	27	2	2:12.131	40.486	55.988	35.657	235.3	1:27:21.668
28	1	2:10.844B	38.572	54.397	37.875	231.8	1:14:03.112	28	2	2:11.794	39.625	55.613	36.556	222.2	1:29:33.462
29	3	3:26.120	1:54.957	55.933	35.230	233.8	1:17:29.232	29	2	2:11.801	39.819	56.226	35.756	236.8	1:31:45.263
30	3	2:07.976	38.444	54.665	34.867	231.8	1:19:37.208	<b>66 JMW Motorsport</b> Ferrari F458 Italia							
31	3	2:06.063	38.021	53.749	34.293	236.3	1:21:43.271	1.James Walker							
32	3	2:05.935	38.631	53.124	34.180	234.3	1:23:49.206	2.Jonny Cocker							
33	3	2:05.884	37.979	53.613	34.292	233.3	1:25:55.090	1	1	5:31.424B	3:53.500	1:00.736	37.188	229.3	5:31.424
34	3	2:04.772	37.814	53.014	33.944	235.3	1:27:59.862	2	1	6:48.249	5:18.051	55.492	34.706	235.3	12:19.673
35	3	2:04.560	37.743	52.904	33.913	234.3	1:30:04.422	3	1	2:05.401	37.899	53.391	34.111	236.3	14:25.074
<b>66 JMW Motorsport</b> Ferrari F458 Italia								<b>71 AF Corse</b> Ferrari F458 Italia							
1.James Walker								1.Andrea Bertolini							
2.Jonny Cocker								2.Olivier Beretta							
1	1	2:04.147	37.507	52.749	33.891	235.8	16:29.221	1	2	2:58.108B	1:18.831	58.761	40.516	227.8	2:58.108
5	1	2:04.266	37.829	52.532	33.905	235.8	18:33.487	2	2	4:21.146	2:49.762	55.690	35.694	235.3	7:19.254
6	1	2:07.080	38.391	54.585	34.104	235.8	20:40.567	3	2	2:11.378	40.103	55.142	36.133	226.9	9:30.632
7	1	2:03.786	37.524	52.572	33.690	235.3	22:44.353	4	2	2:07.327	38.428	54.164	34.735	237.4	11:37.959
8	1	2:05.115B	37.433	53.510	34.172	236.3	24:49.468	5	2	2:08.277	38.953	54.970	34.354	237.9	13:46.236
9	2	4:57.757	3:26.388	55.837	35.532	236.3	29:47.225	6	2	2:05.919	38.229	53.222	34.468	238.4	15:52.155
10	2	2:07.272	38.662	53.854	34.756	234.8	31:54.497	7	2	2:05.950	38.060	53.217	34.673	235.8	17:58.105
11	2	2:06.837	38.232	53.664	34.941	236.8	34:01.334	8	2	2:05.829	38.122	53.380	34.327	237.9	20:03.934
12	2	2:06.989	38.233	54.293	34.463	235.8	36:08.323	9	2	2:07.655	38.792	54.379	34.484	236.8	22:11.589
<b>66 JMW Motorsport</b> Ferrari F458 Italia								<b>71 AF Corse</b> Ferrari F458 Italia							
1.James Walker								1.Andrea Bertolini							
2.Jonny Cocker								2.Olivier Beretta							
1	2	2:06.989	38.233	54.293	34.463	235.8	36:08.323	10	2	2:11.942B	39.046	54.916	37.980	235.8	24:23.531
<b>66 JMW Motorsport</b> Ferrari F458 Italia								<b>71 AF Corse</b> Ferrari F458 Italia							
1.James Walker								1.Andrea Bertolini							
2.Jonny Cocker								2.Olivier Beretta							
1	2	2:06.837	38.232	53.664	34.941	236.8	34:01.334	11	2	4:13.833	2:44.813	54.061	34.959	236.8	28:37.364
2	2	2:06.989	38.233	54.293	34.463	235.8	36:08.323	12	2	2:06.723	38.188	53.651	34.884	237.9	30:44.087
3	2	2:07.495	38.197	54.345	34.953	236.3	32:51.582	13	2	2:07.495	38.197	54.345	34.953	236.3	32:51.582



**FIA WEC**  
**6 Hours of Silverstone**  
**Free Practice 1**  
**Sector Analysis**

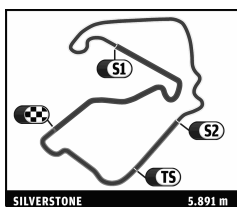
■ Personal Best ■ Session Best B Crossing the finish line in pit lane

Lap	D	Time	Sector 1	Sector 2	Sector 3	T. Spd	Elapsed	Lap	D	Time	Sector 1	Sector 2	Sector 3	T. Spd	Elapsed
14	2	2:08.900	38.130	55.804	34.966	237.4	35:00.482	1	3	5:12.840	3:41.287	56.586	34.967	235.8	5:12.840
15	2	2:07.501	38.927	54.175	34.399	238.4	37:07.983	2	3	2:07.658	38.809	54.124	34.725	235.3	7:20.498
16	2	2:13.127B	39.006	53.852	40.269	237.4	39:21.110	3	3	2:08.742	39.633	54.457	34.652	235.8	9:29.240
17	1	4:15.189	2:42.256	56.752	36.181	210.5	43:36.299	4	3	2:05.263	37.671	53.365	34.227	236.3	11:34.503
18	1	2:08.107	38.790	54.622	34.695	238.4	45:44.406	5	3	2:06.864	38.293	53.534	35.037	237.4	13:41.367
19	1	2:06.341	38.340	53.934	34.067	238.9	47:50.747	6	3	2:05.040	37.611	53.126	34.303	238.4	15:46.407
20	1	2:05.571	38.142	53.086	34.343	240.5	49:56.318	7	3	<b>2:04.580</b>	<b>37.376</b>	<b>52.992</b>	<b>34.212</b>	236.3	17:50.987
21	1	2:06.026	38.721	53.326	33.979	240.5	52:02.344	8	3	2:10.932B	38.065	56.178	36.689	234.8	20:01.919
22	1	2:05.330	38.090	53.194	34.046	238.9	54:07.674	9	2	8:57.598	7:20.578	1:00.575	36.445	233.3	28:59.517
23	1	2:08.040B	38.368	53.640	36.032	239.5	56:15.714	10	2	2:14.144	41.451	56.568	36.125	234.8	31:13.661
24	1	3:37.049	2:09.752	53.413	33.884	237.9	59:52.763	11	2	2:10.088	39.058	55.711	35.319	234.8	33:23.749
25	1	2:04.823	38.106	52.730	33.987	237.9	1:01:57.586	12	2	2:58.815B	1:00.364	1:12.060	46.391	153.4	36:22.564
26	1	2:04.246	37.867	52.422	33.957	238.9	1:04:01.832	13	2	11:44.566	...	58.313	34.926	234.8	48:07.130
27	1	<b>2:03.115</b>	37.501	<b>52.037</b>	<b>33.577</b>	238.4	1:06:04.947	14	2	2:09.043	38.114	55.958	34.971	235.8	50:16.173
28	1	2:06.684B	<b>37.418</b>	52.377	36.889	239.5	1:08:11.631	15	2	2:07.747	38.186	54.809	34.752	235.8	52:23.920
29	1	4:30.737B	2:56.742	55.368	38.627	214.3	1:12:42.368	16	2	2:07.432	38.326	54.334	34.772	236.8	54:31.352
30	1	8:46.093	7:18.917	53.288	33.888	238.9	1:21:28.461	17	2	2:13.276B	37.941	54.924	40.411	189.8	56:44.628
31	1	2:07.244B	37.978	53.802	35.464	239.5	1:23:35.705	18	2	4:32.402	2:55.480	57.580	39.342	182.7	1:01:17.030
32	1	5:18.421	3:50.506	54.124	33.791	238.9	1:28:54.126	19	2	2:08.415	38.907	54.753	34.755	236.8	1:03:25.445
33	1	2:03.634	37.651	52.396	33.587	239.5	1:30:57.760	20	2	2:07.309	38.171	54.178	34.960	237.4	1:05:32.754

77		Team Felbermayr-Proton		Porsche 911 RSR (997)			
		1. Marc Lieb		LMGTE Pro			
		2. Richard Lietz					
1	2	5:00.320	3:23.785	59.576	36.959	223.1	5:00.320
2	2	2:10.535	39.236	55.861	35.438	235.3	7:10.855
3	2	2:07.324	38.749	54.205	34.370	236.3	9:18.179
4	2	2:06.580	37.874	54.271	34.435	236.8	11:24.759
5	2	2:05.726	37.809	53.613	34.304	236.8	13:30.485
6	2	2:05.820	37.533	53.929	34.358	236.8	15:36.305
7	2	2:08.079B	38.886	53.297	35.896	237.9	17:44.384
8	2	6:07.565	4:37.754	55.068	34.743	236.3	23:51.949
9	2	2:04.018	37.563	52.645	33.810	237.9	25:55.967
10	2	2:03.169	37.273	52.333	<b>33.563</b>	237.9	27:59.136
11	2	2:07.118B	38.201	53.687	35.230	237.4	30:06.254
12	2	10:33.769	8:58.793	1:00.322	34.654	234.3	40:40.023
13	2	2:04.020	37.475	52.640	33.905	237.4	42:44.043
14	2	2:03.880	37.544	52.372	33.964	237.9	44:47.923
15	2	<b>2:03.166</b>	<b>37.121</b>	<b>52.319</b>	33.726	236.8	46:51.089
16	2	2:11.836B	38.854	55.888	37.094	235.3	49:02.925
17	1	4:23.472	2:51.334	57.133	35.005	236.3	53:26.397
18	1	2:05.525	37.837	53.253	34.435	235.8	55:31.922
19	1	2:05.132	37.469	53.109	34.554	236.8	57:37.054
20	1	2:05.869	38.071	53.751	34.047	237.4	59:42.923
21	1	2:04.484	37.443	53.156	33.885	237.9	1:01:47.407
22	1	2:04.884B	37.546	52.885	34.453	238.4	1:03:52.291
23	1	6:59.037	5:31.366	53.394	34.277	236.3	1:10:51.328
24	1	2:05.462	37.511	53.432	34.519	235.8	1:12:56.790
25	1	2:05.131	38.142	52.867	34.122	237.4	1:15:01.921
26	1	2:04.484	37.390	52.941	34.153	236.8	1:17:06.405
27	1	2:05.642	37.643	53.644	34.355	235.3	1:19:12.047
28	1	2:05.189	37.223	53.299	34.667	240.5	1:21:17.236
29	1	2:05.739	38.861	53.024	33.854	239.5	1:23:22.975
30	1	2:03.567	37.140	52.592	33.835	238.9	1:25:26.542
31	1	2:06.558B	38.451	53.530	34.577	239.5	1:27:33.100

88		Team Felbermayr-Proton		Porsche 911 RSR (997)	
		1. Christian Ried		LMGTE Am	
		2. Gianluca Roda			
				3. Paolo Ruberti	

97		Aston Martin Racing		Aston Martin Vantage V8			
		1. Adrian Fernandez		LMGTE Pro			
		2. Stefan Mücke					
		3. Darren Turner					
1	3	2:52.801	1:22.847	55.093	34.861	237.4	2:52.801
2	3	2:04.817	37.592	53.148	34.077	237.4	4:57.618
3	3	2:05.955	37.340	54.244	34.371	238.4	7:03.573
4	3	2:03.881	<b>37.137</b>	52.870	33.874	238.4	9:07.454
5	3	2:03.667	37.798	52.205	<b>33.664</b>	238.4	11:11.121
6	3	2:06.882B	37.636	54.611	34.635	238.4	13:18.003
7	1	5:31.387	3:57.426	57.978	35.983	236.3	18:49.390
8	1	2:08.851	39.675	54.493	34.683	235.3	20:58.241
9	1	2:07.465	39.489	53.513	34.463	236.3	23:05.706
10	1	2:06.960	40.001	53.023	33.936	237.9	25:12.666
11	1	2:07.404	39.848	53.401	34.155	237.9	27:20.070
12	1	2:04.247	38.039	52.450	33.758	238.9	29:24.317
13	1	2:03.950	37.761	52.324	33.865	238.4	31:28.267
14	1	2:05.718	38.608	53.100	34.010	237.4	33:33.985
15	1	2:05.847	37.891	52.653	35.303	237.9	35:39.832
16	1	2:09.652B	37.846	53.368	38.438	238.9	37:49.484
17	1	5:45.118	4:17.572	53.509	34.037	237.4	43:34.602
18	1	2:04.521	37.864	52.525	34.132	237.9	45:39.123
19	1	2:06.121	39.245	52.979	33.897	236.8	47:45.244
20	1	2:03.823	37.720	52.426	33.677	236.8	49:49.067
21	1	2:05.199	38.649	52.823	33.727	238.4	51:54.266
22	1	2:05.003B	37.315	52.743	34.945	237.9	53:59.269
23	2	11:18.684	9:44.955	55.353	38.376	236.3	1:05:17.953



**FIA WEC**  
**6 Hours of Silverstone**  
**Free Practice 1**

**Sector Analysis**

■ Personal Best ■ Session Best B Crossing the finish line in pit lane

Lap	D	Time	Sector 1	Sector 2	Sector 3	T. Spd	Elapsed	Lap	D	Time	Sector 1	Sector 2	Sector 3	T. Spd	Elapsed
24	2	2:05.608	38.276	53.194	34.138	237.9	1:07:23.561	7	3	2:19.283B	41.486	57.814	39.983	233.8	18:30.116
25	2	2:04.495	37.843	52.731	33.921	239.5	1:09:28.056	8	3	4:26.331	2:52.187	57.464	36.680	232.8	22:56.447
26	2	2:03.540	37.292	52.182	34.066	237.9	1:11:31.596	9	3	2:13.942	40.470	56.918	36.554	233.3	25:10.389
27	2	2:07.480B	37.426	54.016	36.038	237.4	1:13:39.076	10	3	2:14.891	40.771	57.660	36.460	233.8	27:25.280
28	2	5:53.946	4:26.228	53.630	34.088	236.8	1:19:33.022	11	3	2:15.096	40.980	57.768	36.348	234.3	29:40.376
29	2	2:03.619	37.321	52.524	33.774	240.5	1:21:36.641	12	3	2:15.291B	40.146	57.173	37.972	233.3	31:55.667
30	2	2:07.087B	37.362	53.209	36.516	238.9	1:23:43.728	13	1	4:18.933	2:43.359	59.562	36.012	234.3	36:14.600
31	2	3:55.779	2:27.110	53.858	34.811	238.4	1:27:39.507	14	1	2:11.390	40.211	55.061	36.118	232.8	38:25.990
32	2	2:03.440	37.260	52.309	33.871	239.5	1:29:42.947	15	1	2:06.667	38.571	53.715	34.381	236.3	40:32.657
33	2	2:03.555	37.220	52.268	34.067	239.5	1:31:46.502	16	1	2:05.357	38.081	53.257	34.019	235.3	42:38.014

98		Aston Martin Racing		Aston Martin Vantage V8			
		1.Roald Goethe		LMGTE Am			
		2.Stuart Hall					
1	1	4:18.823	2:34.311	1:04.739	39.773	228.8	4:18.823
2	1	2:18.121	42.792	58.816	36.513	233.8	6:36.944
3	1	2:27.056	51.197	58.307	37.552	234.8	9:04.000
4	1	2:14.116	41.456	56.203	36.457	234.3	11:18.116
5	1	2:14.231	40.555	57.360	36.316	232.3	13:32.347
6	1	2:17.537B	40.016	58.060	39.461	236.3	15:49.884
7	1	5:14.927	3:42.566	56.305	36.056	235.8	21:04.811
8	1	2:13.300	40.203	56.848	36.249	233.8	23:18.111
9	1	2:13.890	39.957	58.011	35.922	235.8	25:32.001
10	1	2:12.495	40.592	56.374	35.529	235.8	27:44.496
11	1	2:10.350	39.046	55.379	35.925	235.3	29:54.846
12	1	2:11.180	39.411	56.013	35.756	235.3	32:06.026
13	1	2:16.798B	41.482	57.496	37.820	236.3	34:22.824
14	2	4:11.603	2:41.492	55.296	34.815	237.9	38:34.427
15	2	2:07.242	38.639	54.177	34.426	238.4	40:41.669
16	2	2:05.602	37.884	53.409	34.309	239.5	42:47.271
17	2	2:05.302	38.073	52.955	34.274	238.9	44:52.573
18	2	2:05.398	37.880	53.544	33.974	237.9	46:57.971
19	2	2:06.816B	37.936	52.874	36.006	239.5	49:04.787
20	2	4:43.490	3:16.064	53.295	34.131	238.4	53:48.277
21	2	2:04.136	37.609	52.712	33.815	239.5	55:52.413
22	2	2:04.658B	37.814	53.084	33.760	239.5	57:57.071
23	2	3:32.463	2:05.606	53.020	33.837	238.9	1:01:29.534
24	2	2:05.162	38.122	52.798	34.242	237.9	1:03:34.696
25	2	2:06.607	38.569	54.125	33.913	241.1	1:05:41.303
26	2	2:05.073B	38.106	52.784	34.183	237.9	1:07:46.376
27	1	4:12.081	2:36.715	57.553	37.813	235.8	1:11:58.457
28	1	2:11.974	39.941	56.004	36.029	236.8	1:14:10.431
29	1	2:11.898	40.007	56.153	35.738	237.4	1:16:22.329
30	1	2:11.945	39.015	57.063	35.867	237.4	1:18:34.274
31	1	2:24.522B	44.882	57.555	42.085	236.3	1:20:58.796
32	1	3:52.144	2:19.423	56.357	36.364	235.8	1:24:50.940
33	1	2:12.108	39.703	56.149	36.256	237.9	1:27:03.048
34	1	2:13.782	40.945	56.181	36.656	238.9	1:29:16.830
35	1	2:16.961B	40.737	58.151	38.073	232.3	1:31:33.791

99		Aston Martin Racing		Aston Martin Vantage V8			
		1.Jonathan Adam		LMGTE Am			
		3.Paul White					
		2.Andrew Howard					
1	3	4:31.225	2:38.811	1:09.034	43.380	216.0	4:31.225
2	3	2:22.696	43.774	1:01.806	37.116	230.8	6:53.921
3	3	2:18.791	42.107	59.679	37.005	231.8	9:12.712
4	3	2:21.123	43.269	59.496	38.358	233.8	11:33.835
5	3	2:19.298	42.791	58.977	37.530	234.8	13:53.133
6	3	2:17.700	41.100	58.276	38.324	235.3	16:10.833