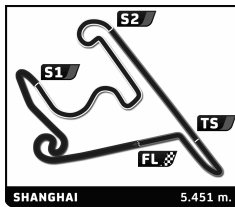


FIA WEC
6 Hours of Shanghai
Free Practice 2

Sector Analysis

■ Personal Best ■ Session Best B Crossing the finish line in pit lane

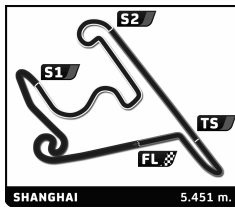
Lap	D	Time	Sector 1	Sector 2	Sector 3	T. Spd	Elapsed	Lap	D	Time	Sector 1	Sector 2	Sector 3	T. Spd	Elapsed
1 Audi Sport Team Joest Audi R18 e-tron quattro															
1. Marcel Fässler 3. Benoit Tréluyer LMP1								2. André Lotterer							
1	3	2:16.493	1:00.770	41.067	34.656	283.5	2:16.493	17	1	1:52.883	38.473	40.893	33.517	279.8	40:43.410
2	3	1:53.690	38.785	40.785	34.120	283.5	4:10.183	18	1	1:54.695	38.691	41.698	34.306	285.0	42:38.105
3	3	1:54.676	38.853	42.050	33.773	283.5	6:04.859	19	1	1:53.748	39.588	40.461	33.699	286.5	44:31.853
4	3	1:52.501	38.538	40.271	33.692	285.0	7:57.360	20	1	1:52.315	38.983	40.067	33.265	285.7	46:24.168
5	3	1:52.906	38.290	40.907	33.709	287.2	9:50.266	21	1	1:51.786	38.492	39.940	33.354	285.7	48:15.954
6	3	1:53.263	38.568	40.703	33.992	285.0	11:43.529	22	1	1:53.351	38.780	41.009	33.562	284.2	50:09.305
7	3	2:02.610 B	38.762	40.049	43.799	287.2	13:46.139	23	1	1:52.106	38.331	40.524	33.251	284.2	52:01.411
8	3	10:46.592	9:29.952	42.458	34.182	282.7	24:32.731	24	1	1:52.052	38.389	40.263	33.400	286.5	53:53.463
9	3	1:55.836	40.051	41.581	34.204	282.7	26:28.567	25	1	1:52.309	38.895	40.175	33.239	285.7	55:45.772
10	3	1:52.093	38.529	40.167	33.397	287.2	28:20.660	26	1	1:52.752	38.944	40.618	33.190	286.5	57:38.524
11	3	2:02.280 B	39.229	42.445	40.606	284.2	30:22.940	27	1	1:52.430	39.116	40.066	33.248	287.2	59:30.954
12	3	5:39.910	4:21.836	44.037	34.037	283.5	36:02.850	28	1	1:54.156	38.771			285.7	1:01:25.110
13	3	1:53.171	39.001	40.729	33.441	286.5	37:56.021	29	1	1:52.061	38.659	40.053	33.349	285.0	1:03:17.171
14	3	1:53.224	38.552	41.007	33.665	286.5	39:49.245	30	1	1:53.986	38.773	41.808	33.405	283.5	1:05:11.157
15	3	1:53.884	38.626	41.171	34.087	286.5	41:43.129	31	1	2:00.471 B	38.359	40.449	41.663	284.2	1:07:11.628
16	3	2:01.567 B	39.291	41.061	41.215	284.2	43:44.696	32	2	5:32.822	4:16.726	41.718	34.378	280.5	1:12:44.450
17	1	5:55.176	4:39.875	41.129	34.172	284.2	49:39.872	33	2	1:54.991	40.196	40.886	33.909	284.2	1:14:39.441
18	1	1:56.578	39.044	42.891	34.643	282.7	51:36.450	34	2	1:54.459	38.554	41.856	34.049	282.7	1:16:33.900
19	1	1:55.393	39.141	40.888	35.364	287.2	53:31.843	35	2	2:00.642 B	38.918	41.092	40.632	282.7	1:18:34.542
20	1	1:53.686	39.346	40.500	33.840	284.2	55:25.529	36	2	11:00.824	9:42.927	43.121	34.776	276.9	1:29:35.366
21	1	1:52.738	38.866	40.516	33.356	287.2	57:18.267	37	2	1:54.442	38.987	40.394	35.061	285.0	1:31:29.808
22	1	1:52.573	38.625	40.287	33.661	285.7	59:10.840								
23	1	1:59.347 B	38.838	40.507	40.002	287.2	1:01:10.187								
24	1	5:57.487	4:42.707	40.643	34.137	282.7	1:07:07.674								
25	1	1:52.956	38.750	40.481	33.725	285.7	1:09:00.630								
26	1	1:53.589	38.843	40.627	34.119	287.2	1:10:54.219								
27	1	1:57.308	38.951	44.069	34.288	282.0	1:12:51.527								
28	1	2:01.289 B	38.861	41.570	40.858	288.0	1:14:52.816								
29	2	2:55.064	1:40.567	40.707	33.790	285.0	1:17:47.880								
30	2	1:53.148	39.354	40.314	33.480	287.2	1:19:41.028								
31	2	1:53.478	38.530	40.331	34.617	288.0	1:21:34.506								
32	2	1:55.238	38.907	42.220	34.111	283.5	1:23:29.744								
33	2	1:52.926	39.059	40.345	33.522	288.8	1:25:22.670								
34	2	1:59.326 B	38.881	40.641	39.804	286.5	1:27:21.996								
35	2	2:57.878	1:43.197	40.786	33.895	286.5	1:30:19.874								
2 Audi Sport Team Joest Audi R18 e-tron quattro															
1. Tom Kristensen LMP1								2. Allan McNish							
1	1	2:11.111	52.745	42.864	35.502	278.4	2:11.111	17	1	1:58.225	41.840	42.340	34.045	266.7	1:58.225
2	1	1:55.083	39.597	41.673	33.813	282.0	4:06.194	18	1	1:52.237	38.271	40.068	33.898	269.3	3:50.462
3	1	1:53.588	39.299	40.455	33.834	283.5	5:59.782	19	1	1:51.666	38.055	39.862	33.749	270.7	5:42.128
4	1	1:53.257	38.880	40.880	33.497	282.0	7:53.039	20	1	1:57.865 B	38.172	39.756	39.937	272.7	7:39.993
5	1	1:52.746	38.883	40.250	33.613	285.0	9:45.785	21	1	2:50.237	1:35.092	41.232	33.913	270.7	10:30.230
6	1	1:56.311	39.722	42.534	34.055	279.8	11:42.096	22	1	1:50.573	37.707	39.392	33.474	272.0	12:20.803
7	1	1:52.779	38.986	40.112	33.681	284.2	13:34.875	23	1	2:00.355 B	37.870	40.729	41.756	272.0	14:21.158
8	1	2:19.826 B	41.492	47.209	51.125	209.3	15:54.701	24	1	9:35.291	8:20.705	40.627	33.959	266.7	23:56.449
9	1	9:46.290	8:31.354	40.688	34.248	278.4	25:40.991	25	1	1:51.110	38.249	39.432	33.429	273.4	25:47.559
10	1	1:51.731	38.505	39.906	33.320	285.7	27:32.722	26	1	1:52.434	39.287	39.866	33.281	271.4	27:39.993
11	1	1:52.626	38.399	40.641	33.586	288.0	29:25.348	27	1	1:51.042	37.905	39.807	33.330	275.5	29:31.035
12	1	1:52.908	39.282	40.163	33.463	285.0	31:18.256	28	1	1:55.267	41.620	39.996	33.651	268.0	31:26.302
13	1	1:54.285	39.325	41.001	33.959	285.0	33:12.541	29	1	1:52.246	37.987	40.622	33.637	271.4	33:18.548
14	1	1:52.136	38.679	40.263	33.194	286.5	35:04.677	30	1	1:52.761	39.307	39.979	33.475	269.3	35:11.309
15	1	1:52.119	38.707	40.072	33.340	286.5	36:56.796	31	1	1:51.028	37.911	39.663	33.454	270.7	37:02.337
16	1	1:53.731	38.450	40.643	34.638	286.5	38:50.527	32	1	1:51.171	38.310	39.579	33.282	273.4	38:53.508
								33	1	1:51.872	38.273	39.808	33.791	272.7	40:45.380
								34	1	1:52.863	37.839	40.903	34.121	279.8	42:38.243
								35	1	1:51.460	38.156	39.758	33.546	273.4	44:29.703
								36	1	1:52.061	37.910	40.796	33.355	273.4	46:21.764
								37	1	1:50.653	37.849	39.456	33.348	275.5	48:12.417
								38	1	1:51.934	38.377	40.123	33.434	273.4	50:04.351
								39	1	1:52.201	38.149	40.599	33.453	273.4	51:56.552
								40	1	1:52.264	37.893	40.703	33.668	274.8	53:48.816
								41	1	1:50.972	37.792	39.897	33.283	274.8	55:39.788
								42	1	1:50.594	37.751	39.684	33.159	275.5	57:30.382
								43	1	1:52.836	38.575	40.925	33.336	274.1	59:23.218
								44	1	1:50.633	38.090	39.322	33.221	275.5	1:01:13.851
								45	1	2:03.134 B	37.759	39.391	45.984	277.6	1:03:16.985
								46	2	5:00.509	3:44.176	42.025	34.308	271.4	1:08:17.494
								47	2	1:53.086	38.376	40.923	33.787	272.0	1:10:10.580
								48	2	1:52.739	38.574	40.642	33.523	273.4	1:12:03.319
								49	2	1:55.229	38.766	41.135	35.328	272.0	1:13:58.548



FIA WEC
6 Hours of Shanghai
Free Practice 2
Sector Analysis

■ Personal Best ■ Session Best B Crossing the finish line in pit lane

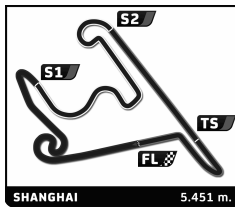
Lap	D	Time	Sector 1	Sector 2	Sector 3	T. Spd	Elapsed	Lap	D	Time	Sector 1	Sector 2	Sector 3	T. Spd	Elapsed
34	2	1:54.706	39.083	41.439	34.184	273.4	1:15:53.254	17	2	1:57.620	40.242	42.384	34.994	278.4	52:48.480
35	2	1:53.045	38.985	40.126	33.934	274.8	1:17:46.299	18	2	1:57.854	39.947	42.631	35.276	276.9	54:46.334
36	2	1:52.519	38.468	40.060	33.991	276.2	1:19:38.818	19	2	1:57.298	40.071	42.405	34.822	279.1	56:43.632
37	2	1:55.410	38.364	41.279	35.767	274.1	1:21:34.228	20	2	1:57.429	39.804	42.482	35.143	279.1	58:41.061
38	2	1:56.253	39.319	42.242	34.692	272.7	1:23:30.481	21	2	1:58.777	40.026	43.487	35.264	278.4	1:00:39.838
39	2	1:53.081	39.490	40.154	33.437	274.8	1:25:23.562	22	2	2:06.800B	39.792	43.705	43.303	277.6	1:02:46.638
40	2	1:57.065	38.491	40.718	37.856	227.4	1:27:20.627	23	2	4:12.409	2:53.800	42.388	36.221	268.0	1:06:59.047
41	2	1:52.639	38.082	40.999	33.558	272.7	1:29:13.266	24	2	1:56.170	39.582	41.732	34.856	279.1	1:08:55.217
42	2	1:53.451	39.793	40.036	33.622	273.4	1:31:06.717	25	2	1:56.414	39.858	41.880	34.676	279.1	1:10:51.631
12 Rebellion Racing Lola B12/60 Coupé - Toyota LMP1 1.Nicolas Prost 2.Neel Jani								15 Oak Racing Oak Pescarolo - Honda LMP1 1.Bertrand Baguette 3.Takuma Sato 2.Dominik Kraihamer							
1	2	2:14.808	55.278	42.206	37.324	270.0	2:14.808	1	1	2:16.105	58.405	42.389	35.311	273.4	2:16.105
2	2	1:57.114	39.355	42.605	35.154	276.9	4:11.922	2	1	1:57.370	40.646	41.787	34.937	277.6	4:13.475
3	2	1:55.263	39.480	41.047	34.736	280.5	6:07.185	3	1	1:55.980	39.927	41.417	34.636	279.1	6:09.455
4	2	1:56.351	39.949	41.893	34.509	278.4	8:03.536	4	1	1:55.995	39.875	41.418	34.702	278.4	8:05.450
5	2	1:55.506	39.458	40.989	35.059	279.8	9:59.042	5	1	2:05.038B	39.960	42.907	42.171	279.1	10:10.488
6	2	2:03.073B	39.661	41.567	41.845	280.5	12:02.115	6	1	4:54.625B	3:05.318	51.229	58.078	203.8	15:05.113
7	2	12:07.478	...	42.261	37.837	277.6	24:09.593	7	1	9:02.338	7:42.009	43.693	36.636	270.7	24:07.451
8	2	2:04.569B	40.047	42.163	42.359	274.8	26:14.162	8	1	1:54.146	39.308	40.565	34.273	276.2	26:01.597
9	2	15:53.556	...	45.850	35.319	271.4	42:07.718	9	1	1:56.546	40.496	40.661	35.389	274.8	27:58.143
10	2	1:52.906	38.787	40.080	34.039	280.5	44:00.624	10	1	1:56.955	42.375	40.628	33.952	276.9	29:55.098
11	2	1:52.786	38.574	40.326	33.886	279.8	45:53.410	11	1	1:55.277	39.148	40.909	35.220	281.2	31:50.375
12	2	2:05.267	38.967	42.305	43.995	213.9	47:58.677	12	1	2:00.200	39.286	44.218	36.696	277.6	33:50.575
13	2	1:52.750	38.571	40.078	34.101	282.0	49:51.427	13	1	1:54.285	39.187	40.528	34.570	282.0	35:44.860
14	2	1:52.576	38.634	40.191	33.751	281.2	51:44.003	14	1	2:05.643B	39.968	43.030	42.645	278.4	37:50.503
15	2	2:06.429B	40.042	41.589	44.798	269.3	53:50.432	15	2	4:49.894	3:30.919	41.926	37.049	252.3	42:40.397
16	2	9:02.979	7:45.209	41.754	36.016	276.9	1:02:53.411	16	2	1:57.770	41.492	41.405	34.873	276.2	44:38.167
17	2	1:52.813	38.672	40.455	33.686	281.2	1:04:46.224	17	2	1:56.760	39.726	42.361	34.673	276.2	46:34.927
18	2	1:57.688	38.722	41.335	37.631	283.5	1:06:43.912	18	2	1:54.902	39.504	40.865	34.533	278.4	48:29.829
19	2	2:04.500B	38.891	40.788	44.821	283.5	1:08:48.412	19	2	1:56.224	39.488	41.304	35.432	279.1	50:26.053
20	2	8:30.098	7:11.854	41.673	36.571	280.5	1:17:18.510	20	2	2:03.493B	39.432	40.970	43.091	282.7	52:29.546
21	2	1:53.735	39.323	40.579	33.833	282.0	1:19:12.245	21	2	8:21.435	7:03.092	42.340	36.003	278.4	1:00:50.981
22	2	2:02.901B	38.958	42.962	40.981	282.7	1:21:15.146	22	2	1:55.715	39.703	41.208	34.804	276.9	1:02:46.696
23	1	3:38.978	2:20.660	41.714	36.604	265.4	1:24:54.124	23	2	1:56.033	39.323	42.029	34.681	276.9	1:04:42.729
24	1	1:54.908	39.228	41.491	34.189	282.0	1:26:49.032	24	2	1:57.785	39.458	43.638	34.689	277.6	1:06:40.514
25	1	1:56.271	39.121	42.194	34.956	282.7	1:28:45.303	25	2	2:06.926B	39.207	42.193	45.526	276.2	1:08:47.440
26	1	1:55.009	39.172	41.138	34.699	284.2	1:30:40.312	26	3	4:36.191	3:18.311	42.623	35.257	276.9	1:13:23.631
13 Rebellion Racing Lola B12/60 Coupé - Toyota LMP1 1.Andrea Belicchi 3.Cong Fu Cheng 2.Harold Primat								21 Strakka Racing HPD ARX 03a - Honda LMP1 1.Nick Leventis 3.Jonny Kane 2.Danny Watts							
1	1	2:07.006	48.568	43.090	35.348	272.7	2:07.006	1	3	2:38.115	1:14.579	46.934	36.602	251.2	2:38.115
2	1	1:56.402	39.935	41.428	35.039	275.5	4:03.408	2	3	1:58.941	40.815	42.902	35.224	272.0	4:37.056
3	1	1:55.163	39.417	41.091	34.655	276.9	5:58.571								
4	1	1:55.361	39.333	41.284	34.744	277.6	7:53.932								
5	1	2:05.949B	39.570	41.559	44.820	276.9	9:59.881								
6	1	14:04.380	...	41.213	37.099	274.8	24:04.261								
7	1	1:54.799	39.332	40.948	34.519	276.9	25:59.060								
8	1	1:54.933	39.336	41.265	34.332	276.2	27:53.993								
9	1	1:55.623	39.542	41.672	34.409	278.4	29:49.616								
10	1	2:07.337B	39.682	41.873	45.782	260.9	31:56.953								
11	1	7:09.108	5:47.913	41.004	40.191	233.3	39:06.061								
12	1	1:53.813	38.756	41.009	34.048	277.6	40:59.874								
13	1	2:03.915	39.612	43.794	40.509	220.0	43:03.789								
14	1	1:53.992	38.980	40.865	34.147	279.1	44:57.781								
15	1	2:06.771B	41.394	41.265	44.112	279.8	47:04.552								
16	2	3:46.308	2:20.509	46.431	39.368	191.8	50:50.860								



FIA WEC
6 Hours of Shanghai
Free Practice 2
Sector Analysis

■ Personal Best ■ Session Best B Crossing the finish line in pit lane

Lap	D	Time	Sector 1	Sector 2	Sector 3	T. Spd	Elapsed	Lap	D	Time	Sector 1	Sector 2	Sector 3	T. Spd	Elapsed
3	3	1:55.826	39.370	41.974	34.482	272.7	6:32.882	19	3	1:55.686	39.997	41.425	34.264	275.5	1:05:34.938
4	3	1:55.198	39.002	41.796	34.400	272.0	8:28.080	20	3	1:55.914	39.615	41.732	34.567	279.8	1:07:30.852
5	3	1:54.716	38.921	41.358	34.437	274.1	10:22.796	21	3	1:56.388	39.843	42.230	34.315	276.2	1:09:27.240
6	3	1:54.728	38.969	41.336	34.423	274.1	12:17.524	22	3	2:04.117 B	39.879	41.592	42.646	251.7	1:11:31.357
7	3	2:11.638 B	40.362	43.175	48.101	193.5	14:29.162	23	3	8:06.190	6:44.545	44.015	37.630	259.0	1:19:37.547
8	3	9:52.445	8:32.765	43.869	35.811	268.0	24:21.607	24	3	1:57.440	39.552	42.406	35.482	279.1	1:21:34.987
9	3	1:56.794	39.899	42.066	34.829	270.0	26:18.401	25	3	1:56.960	39.866	41.875	35.219	279.1	1:23:31.947
10	3	1:57.186	39.660	42.682	34.844	270.0	28:15.587	26	3	1:56.302	39.990	41.914	34.398	277.6	1:25:28.249
11	3	1:56.064	39.462	41.982	34.620	272.0	30:11.651	27	3	1:57.216	39.836	42.363	35.017	275.5	1:27:25.465
12	3	1:56.699	39.883	42.393	34.423	272.7	32:08.350	28	3	1:57.137	39.864	42.969	34.304	276.9	1:29:22.602
13	3	1:55.855	39.267	41.940	34.648	272.7	34:04.205	29	3	2:06.719 B	40.621	44.138	41.960	276.9	1:31:29.321
14	3	2:05.563 B	39.653	43.689	42.221	273.4	36:09.768	23 Signatech Nissan Oreca 03 - Nissan							
15	1	6:56.872	5:36.493	44.218	36.161	272.0	43:06.640	1.Frank Mailleux 3.Jordan Tresson		LMP2					
16	1	1:58.881	40.592	42.639	35.650	271.4	45:05.521	2.Olivier Lombard							
17	1	2:00.272	40.976	43.613	35.683	270.7	47:05.793	1	3	2:08.533	47.103	44.187	37.243	257.8	2:08.533
18	1	1:58.930	40.873	42.573	35.484	275.5	49:04.723	2	3	2:04.328	43.201	44.241	36.886	261.5	4:12.861
19	1	1:57.722	40.627	41.948	35.147	275.5	51:02.445	3	3	2:01.843	42.238	43.247	36.358	262.1	6:14.704
20	1	1:57.760	40.688	41.949	35.123	273.4	53:00.205	4	3	2:00.641	41.114	43.257	36.270	260.9	8:15.345
21	1	1:58.758	40.830	42.477	35.451	274.1	54:58.963	5	3	2:00.609	41.120	43.160	36.329	260.9	10:15.954
22	1	1:58.380	40.494	42.712	35.174	271.4	56:57.343	6	3	2:00.794	41.265	43.226	36.303	261.5	12:16.748
23	1	1:57.927	40.282	42.529	35.116	274.1	58:55.270	7	3	2:15.124 B	41.608	44.830	48.686	182.1	14:31.872
24	1	1:58.133	40.390	42.773	34.970	276.9	1:00:53.403	8	3	9:43.030	8:17.413	45.413	40.204	227.8	24:14.902
25	1	2:01.084	42.034	43.551	35.499	274.8	1:02:54.487	9	3	2:00.730	41.280	43.256	36.194	260.9	26:15.632
26	1	1:57.626	40.183	42.511	34.932	272.7	1:04:52.113	10	3	2:07.589 B	41.265	43.550	42.774	262.1	28:23.221
27	1	1:57.540	40.120	42.197	35.223	276.2	1:06:49.653	11	1	4:19.025	2:57.698	44.650	36.677	259.6	32:42.246
28	1	2:00.186	40.189	44.515	35.482	273.4	1:08:49.839	12	1	1:57.560	39.997	42.088	35.475	260.9	34:39.806
29	1	1:58.038	40.172	42.880	34.986	273.4	1:10:47.877	13	1	1:56.920	40.122	41.528	35.270	263.4	36:36.726
30	1	2:21.005 B	41.567	47.301	52.137	192.5	1:13:08.882	14	1	2:04.595	41.467	45.244	37.884	255.9	38:41.321
31	3	4:51.729	3:33.090	43.347	35.292	273.4	1:18:00.611	15	1	1:56.973	40.144	41.486	35.343	262.1	40:38.294
32	3	1:54.438	39.075	41.283	34.080	276.2	1:19:55.049	16	1	2:08.587	42.437	46.791	39.359	213.0	42:46.881
33	3	2:05.376	40.720	42.329	42.327	274.8	1:22:00.425	17	1	2:07.152 B	40.278	43.932	42.942	261.5	44:54.033
34	3	1:56.095	38.855	43.047	34.193	276.2	1:23:56.520	18	1	5:23.645	4:03.765	42.716	37.164	262.8	50:17.678
35	3	1:55.139	39.424	41.198	34.517	276.9	1:25:51.659	19	1	1:59.695	40.613	43.281	35.801	264.1	52:17.373
36	3	1:53.755	38.714	40.949	34.092	276.2	1:27:45.414	20	1	1:58.183	40.320	42.338	35.525	262.8	54:15.556
37	3	1:54.324	38.851	41.148	34.325	278.4	1:29:39.738	21	1	2:00.191	40.068	42.936	37.187	262.8	56:15.747
38	3	2:11.463 B	41.871	46.157	43.435	267.3	1:31:51.201	22	1	1:58.287	40.963	41.892	35.432	266.0	58:14.034
22 JRM HPD ARX 03a - Honda							24 Oak Racing Morgan - Nissan								
1.David Brabham			3.Peter Dumbreck				1.Jacques Nicolet					3.Olivier Pla			
2.Karun Chandhok							2.Matthieu Lahaye					LMP2			
1	1	2:10.013	52.080	42.640	35.293	274.1	2:10.013	1	3	4:00.059	2:39.405	43.940	36.714	259.0	4:00.059
2	1	1:57.744	40.352	42.970	34.422	276.9	4:07.757	2	3	1:59.528	40.840	42.493	36.195	262.1	5:59.587
3	1	1:53.563	38.910	40.583	34.070	277.6	6:01.320	3	3	2:13.001 B	41.490	44.607	46.904	263.4	8:12.588
4	1	1:53.572	39.025	40.471	34.076	278.4	7:54.892	4	3	3:32.316	2:04.096	45.141	43.079	233.3	11:44.904
5	1	2:06.727 B	39.194	42.120	45.413	277.6	10:01.619	5	3	2:06.112 B	39.671	41.215	45.226	265.4	13:51.016
6	1	15:17.943	...	40.886	34.655	275.5	25:19.562								
7	1	1:55.996	39.512	42.132	34.352	276.2	27:15.558								
8	1	1:56.858	40.360	42.359	34.139	275.5	29:12.416								
9	1	1:55.257	39.387	41.507	34.363	277.6	31:07.673								
10	1	1:55.257	39.377	41.781	34.099	274.8	33:02.930								
11	1	2:03.184 B	39.202	41.942	42.040	276.2	35:06.114								
12	1	11:46.019	...	41.039	34.546	273.4	46:52.133								
13	1	1:55.574	40.423	40.911	34.240	274.8	48:47.707								
14	1	1:56.708	39.531	42.609	34.568	274.8	50:44.415								
15	1	2:03.643 B	39.620	41.719	42.304	276.9	52:48.058								
16	3	6:40.728	5:24.208	41.489	35.031	275.5	59:28.786								
17	3	2:14.678	40.034	48.882	45.762	167.4	1:01:43.464								
18	3	1:55.788	39.813	41.472	34.503	276.2	1:03:39.252								

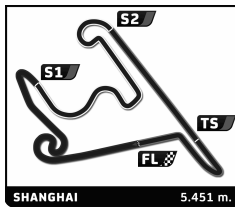


FIA WEC
6 Hours of Shanghai
Free Practice 2

Sector Analysis

Personal Best Session Best B Crossing the finish line in pit lane

Lap	D	Time	Sector 1	Sector 2	Sector 3	T. Spd	Elapsed	Lap	D	Time	Sector 1	Sector 2	Sector 3	T. Spd	Elapsed							
15	3	2:01.987	41.541	43.916	36.530	257.1	41:36.799	10	1	10:12.233	8:45.222	47.709	39.302	262.1	42:28.390							
16	3	2:01.268	41.261	43.667	36.340	260.2	43:38.067	11	1	2:05.745	42.746	44.749	38.250	264.7	44:34.135							
17	3	2:03.530	42.631	44.534	36.365	257.8	45:41.597	12	1	2:02.563	42.108	43.548	36.907	264.7	46:36.698							
18	3	2:00.918	40.969	43.551	36.398	261.5	47:42.515	13	1	2:00.589	40.834	43.040	36.715	266.0	48:37.287							
19	3	2:58.907 B	47.989	54.241	1:16.677	160.7	50:41.422	14	1	1:59.522	40.470	42.725	36.327	266.0	50:36.809							
31 Lotus Lola B12/80 Coupé - Lotus LMP2 1.Thomas Holzer 2.Mirco Schultis								15								1	1:59.410	40.977	42.457	35.976	266.0	52:36.219
1	2	2:55.795	1:29.660	48.548	37.587	261.5	2:55.795	16	1	1:59.886	41.171	42.514	36.201	267.3	54:36.105							
2	2	2:08.255	44.717	46.360	37.178	260.9	5:04.050	17	1	1:58.598	40.485	42.368	35.745	271.4	56:34.703							
3	2	2:02.553	41.975	43.818	36.760	262.8	7:06.603	18	1	2:04.454	41.397	42.801	40.256	154.3	58:39.157							
4	2	2:04.066	42.240	44.469	37.357	260.9	9:10.669	19	1	2:09.735 B	41.632	43.164	44.939	237.4	1:00:48.892							
5	2	2:03.728	42.208	44.383	37.137	267.3	11:14.397	20	2	5:24.266	4:05.512	43.319	35.435	270.0	1:06:13.158							
6	2	2:03.429	42.126	44.323	36.980	264.1	13:17.826	21	2	1:57.346	39.761	42.059	35.526	270.0	1:08:10.504							
7	2	2:34.165 B	45.724	50.431	58.010	164.4	15:51.991	22	2	1:55.805	39.512	41.362	34.931	267.3	1:10:06.309							
8	1	8:37.933	7:16.890	43.975	37.068	264.7	24:29.924	23	2	1:55.290	39.335	41.011	34.944	269.3	1:12:01.599							
9	1	2:00.494	40.896	43.510	36.088	265.4	26:30.418	24	2	1:56.068	39.706	41.302	35.060	272.0	1:13:57.667							
10	1	1:59.736	40.948	43.034	35.754	269.3	28:30.154	25	2	1:56.280	39.687	41.390	35.203	270.7	1:15:53.947							
11	1	1:59.520	40.849	42.886	35.785	264.7	30:29.674	26	2	2:03.784 B	40.513	41.618	41.653	270.0	1:17:57.731							
12	1	2:06.819 B	40.739	42.585	43.495	264.1	32:36.493	27	3	3:13.812	1:51.627	45.578	36.607	268.0	1:21:11.543							
13	1	3:55.124	2:31.999	46.222	36.903	264.1	36:31.617	28	3	2:03.205	42.076	44.734	36.395	267.3	1:23:14.748							
14	1	1:59.039	40.698	42.666	35.675	265.4	38:30.656	29	3	2:05.104	41.949	46.603	36.552	264.7	1:25:19.852							
15	1	1:57.621	40.023	42.017	35.581	266.0	40:28.277	30	3	2:03.361	42.155	45.196	36.010	267.3	1:27:23.213							
16	1	2:00.081	41.056	43.360	35.665	265.4	42:28.358	31	3	2:02.002	41.742	44.399	35.861	270.0	1:29:25.215							
17	1	1:57.864	40.211	42.290	35.363	268.7	44:26.222	32	3	2:02.933	41.154	44.247	37.532	268.7	1:31:28.148							
18	1	1:59.050	40.175	42.979	35.896	265.4	46:25.272	41 Greaves Motorsport Zytec Z11SN - Nissan LMP2 1.Christian Zuegel 3.Elton Julian 2.Ricardo Gonzalez														
19	1	1:57.966	40.365	42.129	35.472	266.0	48:23.238	1	2	3:31.942	2:11.177	43.376	37.389	249.4	3:31.942							
20	1	1:58.546	40.197	42.082	36.267	266.7	50:21.784	2	2	2:00.008	40.951	42.705	36.352	254.1	5:31.950							
21	1	1:57.756	40.396	41.978	35.382	266.7	52:19.540	3	2	2:00.232	40.574	42.765	36.893	254.1	7:32.182							
22	1	1:59.007	40.313	42.403	36.291	267.3	54:18.547	4	2	1:59.478	40.553	42.508	36.417	255.3	9:31.660							
23	1	1:57.586	40.101	42.037	35.448	269.3	56:16.133	5	2	1:58.602	40.715	41.817	36.070	256.5	11:30.262							
24	1	2:07.073 B	41.559	42.332	43.182	268.0	58:23.206	6	2	2:07.219 B	40.582	42.207	44.430	259.6	13:37.481							
25	2	9:13.753	7:49.660	47.125	36.968	264.7	1:07:36.959	7	2	10:34.238	9:14.230	43.014	36.994	255.3	24:11.719							
26	2	2:02.074	41.522	44.054	36.498	263.4	1:09:39.033	8	2	2:00.017	40.965	42.807	36.245	255.9	26:11.736							
27	2	2:01.953	41.787	43.627	36.539	263.4	1:11:40.986	9	2	1:59.218	40.790	42.125	36.303	256.5	28:10.954							
28	2	2:02.413	41.702	44.053	36.658	264.7	1:13:43.399	10	2	1:59.498	40.973	42.325	36.200	255.9	30:10.452							
29	2	2:01.895	41.978	44.080	35.837	265.4	1:15:45.294	11	2	1:59.080	40.699	42.346	36.035	259.6	32:09.532							
30	2	2:01.047	41.364	43.464	36.219	265.4	1:17:46.341	12	2	2:06.636 B	40.474	42.059	44.103	260.9	34:16.168							
31	2	2:04.734	41.559	46.832	36.343	264.7	1:19:51.075	13	2	4:56.006	3:37.643	42.134	36.229	257.1	39:12.174							
32	2	2:01.986	41.515	44.034	36.437	263.4	1:21:53.061	14	2	1:59.449	40.526	42.985	35.938	257.8	41:11.623							
33	2	2:01.974	41.811	43.851	36.312	266.0	1:23:55.035	15	2	1:58.934	40.943	42.186	35.805	257.8	43:10.557							
34	2	2:01.837	42.002	43.582	36.253	264.7	1:25:56.872	16	2	2:06.150 B	40.736	42.294	43.120	257.8	45:16.707							
35	2	2:01.392	41.696	43.751	35.945	265.4	1:27:58.264	17	2	5:50.808	4:31.966	42.854	35.988	262.8	51:07.515							
36	2	2:01.116	41.764	43.417	35.935	263.4	1:29:59.380	18	2	1:59.735	40.731	43.383	35.621	262.8	53:07.250							
37	2	2:13.873 B	42.048	45.005	46.820	265.4	1:32:13.253	19	2	1:59.050	40.733	42.473	35.844	263.4	55:06.300							
32 Lotus Lola B12/80 Coupé - Lotus LMP2 1.Jan Charouz 3.Kevin Weeda 2.James Rossiter								20								2	2:00.070	40.833	42.826	36.411	266.0	57:06.370
1	3	2:45.195	1:19.055	47.795	38.345	263.4	2:45.195	21	2	2:06.179 B	40.790	42.678	42.711	263.4	59:12.549							
2	3	2:06.542	42.115	46.902	37.525	260.2	4:51.737	22	2	6:26.797	5:07.994	42.115	36.688	257.1	1:05:39.346							
3	3	2:06.582	42.328	46.873	37.381	264.7	6:58.319	23	2	1:58.447	40.323	42.101	36.023	259.0	1:07:37.793							
4	3	2:05.228	42.422	45.626	37.180	261.5	9:03.547	24	2	2:07.074	41.238	49.157	36.679	253.5	1:09:44.867							
5	3	2:05.631	43.122	45.173	37.336	263.4	11:09.178	25	2	2:06.219 B	40.594	42.945	42.680	256.5	1:11:51.086							
6	3	2:04.249	42.020	45.148	37.081	267.3	13:13.427	26	1	4:02.118	2:35.969	48.251	37.898	255.3	1:15:53.204							
7	3	2:33.595 B	46.696	51.209	55.960	192.5	15:47.022	27	1	2:07.343	43.847	45.956	37.540	254.1	1:18:00.547							
8	3	8:35.148	7:10.209	46.313	38.626	264.1	24:22.170	28	1	2:06.327	42.962	45.609	37.756	255.3	1:20:06.874							
9	3	7:53.987 B	6:08.279	54.163	51.545	255.3	32:16.157	29	1	2:05.387	42.672	45.245	37.470	252.3	1:22:12.261							
								30								1	2:06.293	43.380	45.557	37.356	254.7	1:24:18.554
								31								1	2:05.987	42.719	45.413	37.855	255.3	1:26:24.541

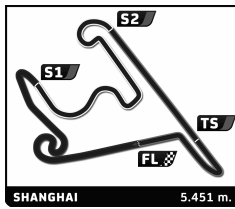


FIA WEC
6 Hours of Shanghai
Free Practice 2

Sector Analysis

Personal Best Session Best B Crossing the finish line in pit lane

Lap	D	Time	Sector 1	Sector 2	Sector 3	T. Spd	Elapsed	Lap	D	Time	Sector 1	Sector 2	Sector 3	T. Spd	Elapsed
32	1	2:05.403	42.233	45.122	38.048	260.2	1:28:29.944	17	1	2:01.680	41.766	43.429	36.485	262.1	48:12.593
33	1	2:05.759	43.111	45.079	37.569	255.9	1:30:35.703	18	1	2:03.885	41.817	45.530	36.538	262.1	50:16.478
44 Starworks Motorsports HPD ARX 03b - Honda 1. Vicente Potolicchio 3. Stéphane Sarrazin LMP2 2. Ryan Dalziel								19 1 2:00.280 41.366 43.084 35.830 263.4 52:16.758 20 1 2:13.232 B 41.671 43.371 48.190 263.4 54:29.990 21 1 2:20.772 1:01.676 42.844 36.252 260.9 56:50.762 22 1 1:59.875 41.081 42.790 36.004 264.1 58:50.637 23 1 2:01.348 41.009 44.024 36.315 264.7 1:00:51.985 24 1 2:04.235 43.665 44.329 36.241 261.5 1:02:56.220 25 1 2:16.731 B 44.198 44.732 47.801 260.2 1:05:12.951 26 2 7:30.850 6:10.809 43.569 36.472 263.4 1:12:43.801 27 2 1:59.342 41.054 42.639 35.649 262.8 1:14:43.143 28 2 1:58.656 40.811 42.265 35.580 262.8 1:16:41.799 29 2 2:08.010 B 40.751 45.057 42.202 261.5 1:18:49.809 30 2 3:11.716 1:45.092 46.173 40.451 231.8 1:22:01.525 31 2 1:57.804 40.158 42.354 35.292 263.4 1:23:59.329 32 2 2:02.420 B 39.968 42.092 40.360 170.6 1:26:01.749 33 2 2:01.546 40.246 42.706 38.594 239.5 1:28:03.295 34 2 1:58.432 40.252 42.818 35.362 263.4 1:30:01.727							
1	3	2:40.323	1:15.810	47.441	37.072	259.6	2:40.323	1	3	2:38.126	1:10.287	48.680	39.159	250.6	2:38.126
2	3	1:59.569	40.526	43.126	35.917	259.6	4:39.892	2	3	2:10.928	44.548	48.116	38.264	253.5	4:49.054
3	3	1:57.575	40.110	41.883	35.582	260.2	6:37.467	3	3	2:11.148	43.875	48.734	38.539	251.2	7:00.202
4	3	1:56.970	39.762	41.678	35.530	259.0	8:34.437	4	3	2:09.947	44.163	47.128	38.656	252.3	9:10.149
5	3	1:57.064	39.790	41.737	35.537	265.4	10:31.501	5	3	2:09.988	44.218	47.347	38.423	251.7	11:20.137
6	3	2:06.209 B	40.060	42.384	43.765	260.2	12:37.710	6	3	2:16.420 B	44.036	47.019	45.365	253.5	13:36.557
7	3	11:45.028	...	43.658	36.601	260.2	24:22.738	7	3	10:54.726	9:25.445	49.155	40.126	250.0	24:31.283
8	3	1:58.776	40.236	42.856	35.684	259.0	26:21.514	8	3	2:10.841	44.731	47.659	38.451	250.6	26:42.124
9	3	1:57.392	40.002	41.823	35.567	262.1	28:18.906	9	3	2:09.881	44.118	47.447	38.316	251.7	28:52.005
10	3	2:04.910 B	40.624	41.953	42.333	260.2	30:23.816	10	3	2:09.120	43.881	47.093	38.146	250.0	31:01.125
11	3	5:16.981	3:59.419	41.863	35.699	259.0	35:40.797	11	3	2:21.851 B	44.687	48.929	48.235	252.3	33:22.976
12	3	1:57.827	40.456	41.829	35.542	260.9	37:38.624	12	3	3:34.097	2:07.647	47.909	38.541	251.2	36:57.073
13	3	2:07.929 B	40.375	44.920	42.634	260.2	39:46.553	13	3	2:08.869	43.727	46.986	38.156	251.7	39:05.942
14	3	12:25.781	...	42.265	36.903	264.7	52:12.334	14	3	2:09.057	43.876	47.271	37.910	253.5	41:14.999
15	3	1:57.083	40.236	41.480	35.367	262.8	54:09.417	15	3	2:08.688	43.586	47.020	38.082	252.3	43:23.687
16	3	2:00.057	41.360	41.563	37.134	262.1	56:09.474	16	3	2:08.361	43.425	46.715	38.221	250.6	45:32.048
17	3	2:05.223 B	40.254	43.137	41.832	261.5	58:14.697	17	3	2:16.537 B	43.974	47.320	45.243	254.1	47:48.585
18	1	3:13.215	1:53.146	43.570	36.499	260.9	1:01:27.912	18	3	3:35.810	2:10.654	47.052	38.104	252.9	51:24.395
19	1	2:00.610	41.163	43.340	36.107	258.4	1:03:28.522	19	3	2:08.334	43.381	46.588	38.365	251.7	53:32.729
20	1	1:59.836	41.078	42.920	35.838	260.2	1:05:28.358	20	3	2:07.311	43.261	46.245	37.805	252.9	55:40.040
21	1	2:00.163	40.885	43.260	36.018	259.6	1:07:28.521	21	3	2:07.747	43.221	46.529	37.997	252.9	57:47.787
22	1	2:00.016	41.147	42.879	35.990	261.5	1:09:28.537	22	3	2:14.510 B	43.539	46.292	44.679	254.1	1:00:02.297
23	1	1:59.032	40.655	42.578	35.799	260.9	1:11:27.569	23	1	3:57.007	2:27.138	50.485	39.384	250.0	1:03:59.304
24	1	1:59.416	40.667	42.949	35.800	262.1	1:13:26.985	24	1	2:13.063	45.718	48.305	39.040	252.9	1:06:12.367
25	1	2:01.853	41.232	44.421	36.200	262.8	1:15:28.838	25	1	2:11.839	45.233	47.965	38.641	252.3	1:08:24.206
26	1	1:59.660	40.851	42.676	36.133	264.1	1:17:28.498	26	1	2:09.885	44.449	47.108	38.328	251.2	1:10:34.091
27	1	1:59.582	40.788	42.841	35.953	265.4	1:19:28.080	27	1	2:09.611	44.202	46.936	38.473	251.2	1:12:43.702
28	1	2:01.345	41.701	43.065	36.579	268.7	1:21:29.425	28	1	2:09.904	44.007	47.452	38.445	252.9	1:14:53.606
29	1	1:59.220	40.780	42.642	35.798	260.9	1:23:28.645	29	1	2:17.895 B	44.261	47.445	46.189	252.3	1:17:11.501
30	1	2:01.161	42.047	42.903	36.211	264.7	1:25:29.806	30	2	4:30.898	3:01.127	50.486	39.285	252.9	1:21:42.399
31	1	1:58.852	40.722	42.557	35.573	262.8	1:27:28.658	31	2	2:10.984	44.449	48.007	38.528	252.3	1:23:53.383
32	1	1:58.997	40.876	42.484	35.637	262.8	1:29:27.655	32	2	2:10.049	44.224	47.596	38.229	250.0	1:26:03.432
33	1	2:00.852	40.997	42.522	37.333	264.7	1:31:28.507	33	2	2:09.496	43.891	47.218	38.387	256.5	1:28:12.928
49 Pecom Racing Oreca 03 - Nissan 1. Luis Perez Companc 3. Pierre Kaffer LMP2 2. Nicolas Minassian								34 2 2:09.132 43.939 47.088 38.105 254.7 1:30:22.060							
1	3	2:08.801	48.236	43.849	36.716	255.9	2:08.801								
2	3	1:59.548	41.017	41.860	36.671	259.6	4:08.349								
3	3	1:58.159	40.357	42.107	35.695	261.5	6:06.508								
4	3	1:57.777	40.253	41.792	35.732	259.6	8:04.285								
5	3	1:58.756	40.375	42.234	36.147	259.6	10:03.041								
6	3	2:06.423 B	40.559	42.944	42.920	259.0	12:09.464								
7	3	12:03.779	...	42.343	35.880	260.9	24:13.243								
8	3	2:01.191	40.590	42.587	38.014	263.4	26:14.434								
9	3	2:05.239 B	40.389	42.199	42.651	261.5	28:19.673								
10	3	3:26.392	2:07.000	43.312	36.080	262.1	31:46.065								
11	3	2:01.394	40.385	44.454	36.555	248.8	33:47.459								
12	3	1:57.142	40.221	41.414	35.507	262.1	35:44.601								
13	3	1:59.735	41.038	43.293	35.404	264.1	37:44.336								
14	3	1:57.142	40.433	41.512	35.197	266.0	39:41.478								
15	3	2:05.656 B	41.253	41.866	42.537	264.1	41:47.134								
16	1	4:23.779	3:03.025	44.241	36.513	260.2	46:10.913								

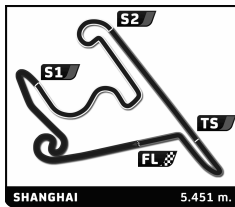


FIA WEC
6 Hours of Shanghai
Free Practice 2

Sector Analysis

■ Personal Best ■ Session Best B Crossing the finish line in pit lane

Lap	D	Time	Sector 1	Sector 2	Sector 3	T. Spd	Elapsed	Lap	D	Time	Sector 1	Sector 2	Sector 3	T. Spd	Elapsed		
51	AF Corse Ferrari F458 Italia																
	1. Giancarlo Fisichella LMGTE Pro																
	2. Gianmaria Bruni																
	1	1	2:47.511	1:19.632	47.559	40.320	253.5		2:47.511	17	3	2:18.635	47.074	50.954	40.607	248.3	48:04.913
	2	1	2:07.772	43.327	46.480	37.965	253.5		4:55.283	18	3	2:32.665 B	47.232	51.811	53.622	250.6	50:37.578
	3	1	2:07.752	43.436	46.574	37.742	255.3		7:03.035	19	2	4:16.059	2:44.692	49.867	41.500	250.0	54:53.637
	4	1	2:13.140	43.558	48.010	41.572	228.8		9:16.175	20	2	2:12.777	45.552	48.605	38.620	251.7	57:06.414
	5	1	2:07.664	43.230	46.490	37.944	254.1		11:23.839	21	2	2:11.732	44.653	48.118	38.961	251.7	59:18.146
	6	1	2:07.264	43.244	46.526	37.494	256.5		13:31.103	22	2	2:10.796	44.329	48.079	38.388	251.7	1:01:28.942
	7	1	2:22.220 B	44.136	47.726	50.358	247.1		15:53.323	23	2	2:18.994 B	44.941	48.308	45.745	250.6	1:03:47.936
	8	1	8:44.775	7:19.505	47.141	38.129	253.5		24:38.098	24	2	4:45.541	3:18.981	47.925	38.635	250.0	1:08:33.477
	9	1	2:07.740	43.413	46.417	37.910	254.7		26:45.838	25	2	2:10.588	44.402	47.783	38.403	250.6	1:10:44.065
	10	1	2:07.421	43.512	46.358	37.551	255.9		28:53.259	26	2	2:13.277	44.631	50.201	38.445	251.2	1:12:57.342
	11	1	2:15.429 B	43.466	47.112	44.851	255.3		31:08.688	27	2	2:17.211 B	44.284	48.211	44.716	252.9	1:15:14.553
	12	1	3:36.080	2:10.340	47.659	38.081	254.1		34:44.768	28	1	3:36.639	2:10.011	47.645	38.983	251.7	1:18:51.192
	13	1	2:06.513	43.210	45.946	37.357	254.1		36:51.281	29	1	2:10.938	44.097	48.028	38.813	251.2	1:21:02.130
	14	1	2:05.778	42.888	45.613	37.277	255.9		38:57.059	30	1	2:09.848	44.145	47.347	38.356	250.6	1:23:11.978
	15	1	2:08.565	43.067	47.542	37.956	254.7		41:05.624	31	1	2:17.906 B	43.968	48.090	45.848	252.3	1:25:29.884
	16	1	2:13.092 B	42.982	45.965	44.145	257.8		43:18.716	32	3	3:39.644	2:06.839	51.403	41.402	249.4	1:29:09.528
	17	1	4:47.078	3:20.196	47.374	39.508	255.3		48:05.794	33	3	2:20.972	47.271	53.008	40.693	251.7	1:31:30.500
	18	1	2:08.732	43.732	47.110	37.890	254.7		50:14.526								
	19	1	2:06.711	43.180	46.135	37.396	258.4		52:21.237								
	20	1	2:06.431	43.131	45.784	37.516	255.3		54:27.668								
	21	1	2:06.826	43.113	46.190	37.523	256.5		56:34.494								
	22	1	2:17.104 B	43.404	47.579	46.121	218.2		58:51.598								
	23	2	5:46.476	4:22.417	46.068	37.991	253.5		1:04:38.074								
	24	2	2:07.559	43.031	46.779	37.749	254.1		1:06:45.633								
	25	2	2:07.396	43.116	46.571	37.709	255.3		1:08:53.029								
	26	2	2:06.291	42.972	45.776	37.543	255.3		1:10:59.320								
	27	2	2:06.462	42.952	45.968	37.542	256.5		1:13:05.782								
	28	2	2:07.040	43.512	46.134	37.394	258.4		1:15:12.822								
	29	2	2:07.118	42.831	46.586	37.701	256.5		1:17:19.940								
	30	2	2:06.586	42.949	45.952	37.685	252.9		1:19:26.526								
	31	2	2:16.408 B	43.938	46.645	45.825	253.5		1:21:42.934								
	32	2	3:39.698	2:13.478	47.991	38.229	251.7		1:25:22.632								
	33	2	2:07.557	43.421	46.402	37.734	255.9		1:27:30.189								
34	2	2:11.557	42.849	46.485	42.223	237.9	1:29:41.746										
35	2	2:06.234	43.046	45.776	37.412	256.5	1:31:47.980										
55	JWA-Avila Porsche 911 RSR (997)																
	1. Joël Camathias LMGTE Am																
	2. Matt Bell 3. Paul Daniels																
	1	1	3:26.315	1:58.444	48.371	39.500	248.8		3:26.315								
	2	1	2:11.487	44.816	47.663	39.008	250.0		5:37.802								
	3	1	2:11.021	44.187	47.927	38.907	248.3		7:48.823								
	4	1	2:10.965	44.247	47.894	38.824	250.0		9:59.788								
	5	1	2:19.999 B	44.175	47.584	48.240	250.0		12:19.787								
	6	1	2:57.007 B	1:20.036	48.964	48.007	248.3		15:16.794								
	7	3	9:30.703	7:55.937	53.975	40.791	248.3		24:47.497								
	8	3	2:19.550	47.185	51.747	40.618	248.8		27:07.047								
	9	3	2:21.811	47.799	52.361	41.651	249.4		29:28.858								
	10	3	2:21.365	47.300	52.974	41.091	248.8		31:50.223								
	11	3	2:20.988	47.472	52.291	41.225	250.0		34:11.211								
	12	3	2:20.455	47.623	52.351	40.481	247.1		36:31.666								
	13	3	2:19.285	47.213	52.056	40.016	250.6		38:50.951								
14	3	2:19.135	46.547	52.314	40.274	251.7	41:10.086										
15	3	2:18.608	47.172	51.778	39.658	251.7	43:28.694										
16	3	2:17.584	46.436	51.143	40.005	248.3	45:46.278										
57	Krohn Racing Ferrari F458 Italia																
	1. Tracy Krohn LMGTE Am																
	2. Niclas Jönsson 3. Michele Rugolo																
	1	1	2:54.813	1:24.313	51.211	39.289	250.0		2:54.813								
	2	1	2:13.803	45.649	49.100	39.054	251.7		5:08.616								
	3	1	2:13.342	45.727	48.843	38.772	249.4		7:21.958								
	4	1	2:11.870	44.390	48.734	38.746	254.7		9:33.828								
	5	1	2:12.657	45.378	48.461	38.818	252.3		11:46.485								
	6	1	2:23.200 B	44.975	49.065	49.160	254.1		14:09.685								
	7	1	10:32.915	9:03.972	50.048	38.895	250.0		24:42.600								
	8	1	2:11.496	44.297	47.980	39.219	249.4		26:54.096								
	9	1	2:11.293	45.005	47.862	38.426	252.3		29:05.389								
	10	1	2:11.186	44.771	47.919	38.496	251.2		31:16.575								
	11	1	2:10.421	44.397	47.789	38.235	252.3		33:26.996								
	12	1	2:10.732	44.472	47.802	38.458	250.6		35:37.728								
	13	1	2:11.061	44.334	48.295	38.432	252.9		37:48.789								
14	1	2:09.917	44.265	47.490	38.162	253.5	39:58.706										
15	1	2:11.265	45.197	47.820	38.248	252.3	42:09.971										
16	1	2:18.078 B	44.398	48.397	45.283	250.6	44:28.049										
17	1	7:40.572	6:12.918	48.751	38.903	250.6	52:08.621										
18	1	2:12.440	44.978	48.907	38.555	254.7	54:21.061										
19	1	2:11.349	44.741	48.265	38.343	251.7	56:32.410										
20	1	2:11.490	44.720	48.190	38.580	252.9	58:43.900										
21	1	2:11.706	44.634	48.699	38.373	254.7	1:00:55.606										
22	1	2:11.833	44.852	48.454	38.527	251.7	1:03:07.439										
23	1	2:20.164 B	45.106	48.996	46.062	254.1	1:05:27.603										
24	2	5:45.481	4:18.395	48.107	38.979	248.8	1:11:13.084										
25	2	2:10.239	44.428	47.367	38.444	252.3	1:13:23.323										
26	2	2:10.378	44.427	47.786	38.165	254.1	1:15:33.701										
27	2	2:09.708	43.890	47.716	38.102	253.5	1:17:43.409										
28	2	2:09.029	43.721	47.227	38.081	254.1	1:19:52.438										
29	2	2:10.366	45.128	46.965	38.273	252.9	1:22:02.804										
30	2	2:08.238	43.658	46.771	37.809	253.5	1:24:11.042										
31	2	2:09.477	44.059	47.156	38.262	254.1	1:26:20.519										
32	2	2:08.676	43.779	46.804	38.093	257.8	1:28:29.195										
33	2	2:09.109	44.083	47.208	37.818	254.1	1:30:38.304										
61	AF Corse-Waltrip Ferrari F458 Italia																
	1. Robert Kauffman LMGTE Am																
2. Rui Aguas 3. Marco Cioci																	
1	2	2:42.381	1:13.523	49.551	39.307	250.0	2:42.381										



FIA WEC
6 Hours of Shanghai
Free Practice 2

Sector Analysis

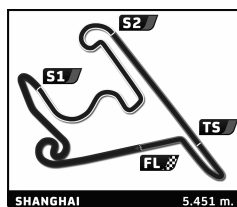
■ Personal Best ■ Session Best B Crossing the finish line in pit lane

Lap	D	Time	Sector 1	Sector 2	Sector 3	T. Spd	Elapsed	Lap	D	Time	Sector 1	Sector 2	Sector 3	T. Spd	Elapsed
2	2	2:10.241	43.913	47.515	38.813	248.3	4:52.622	23	3	2:13.237	45.058	49.236	38.943	250.0	1:05:19.560
3	2	2:08.480	43.745	46.512	38.223	252.9	7:01.102	24	3	2:13.813	45.574	49.186	39.053	250.6	1:07:33.373
4	2	2:17.905B	44.039	46.703	47.163	254.1	9:19.007	25	3	2:14.842	46.768	48.954	39.120	252.9	1:09:48.215
5	2	3:49.436	2:25.098	46.168	38.170	250.6	13:08.443	26	3	2:13.633	45.188	48.873	39.572	250.0	1:12:01.848
6	2	2:33.137B	49.360	51.344	52.433	235.8	15:41.580	27	3	2:23.358B	45.803	49.504	48.051	252.9	1:14:25.206
7	2	8:42.866	7:17.138	47.183	38.545	252.9	24:24.446	28	2	4:46.836	3:18.172	49.246	39.418	248.3	1:19:12.042
8	2	2:07.917	43.537	46.285	38.095	252.9	26:32.363	29	2	2:14.023	45.032	49.787	39.204	248.8	1:21:26.065
9	2	2:07.400	43.214	46.173	38.013	252.3	28:39.763	30	2	2:13.801	45.350	49.553	38.898	252.9	1:23:39.866
10	2	2:07.463	43.360	46.204	37.899	250.6	30:47.226	31	2	2:14.339	45.844	49.087	39.408	250.6	1:25:54.205
11	2	2:07.093	43.226	45.961	37.906	251.2	32:54.319	32	2	2:13.202	44.893	49.616	38.693	251.2	1:28:07.407
12	2	2:22.665B	44.190	50.102	48.373	228.8	35:16.984	33	2	2:12.164	44.814	48.554	38.796	251.7	1:30:19.571
13	1	4:41.508	3:11.196	50.236	40.076	248.8	39:58.492								
14	1	2:16.384	47.353	49.463	39.568	250.6	42:14.876								
15	1	2:14.567	45.053	49.452	40.062	247.7	44:29.443								
16	1	2:18.385	46.790	51.101	40.494	247.1	46:47.828								
17	1	2:16.417	47.080	49.529	39.808	248.8	49:04.245								
18	1	2:16.646	46.994	49.691	39.961	248.3	51:20.891								
19	1	2:16.260	45.652	50.447	40.161	248.8	53:37.151								
20	1	2:15.679	45.781	49.809	40.089	247.7	55:52.830								
21	1	2:15.406	45.568	50.054	39.784	248.3	58:08.236								
22	1	2:15.763	45.475	50.419	39.869	250.0	1:00:23.999								
23	1	2:14.578	45.435	49.696	39.447	247.1	1:02:38.577								
24	1	2:26.882B	46.136	51.679	49.067	245.5	1:05:05.459								
25	3	3:39.691	2:10.162	50.551	38.978	246.6	1:08:45.150								
26	3	2:10.369	44.373	47.603	38.393	250.6	1:10:55.519								
27	3	2:08.728	43.775	46.667	38.286	250.6	1:13:04.247								
28	3	2:14.445B	43.452	46.389	44.604	251.7	1:15:18.692								
29	3	3:04.741	1:40.210	46.581	37.950	249.4	1:18:23.433								
30	3	2:06.788	42.802	46.164	37.822	252.3	1:20:30.221								
31	3	2:06.598	42.993	45.819	37.786	251.7	1:22:36.819								
32	3	2:06.471	42.997	45.922	37.552	254.1	1:24:43.290								
33	3	2:16.726B	44.007	46.535	46.184	251.7	1:27:00.016								

70 Larbre Competition		3.Pascal Gibon		Chevrolet Corvette C6-ZR1			
1.Jean-Philippe Belloc				LMGTE Am			
2.Christophe Bourret							
1	1	3:04.067	1:35.723	48.917	39.427	248.3	3:04.067
2	1	2:10.267	44.358	47.456	38.453	252.3	5:14.334
3	1	2:09.444	44.037	46.975	38.432	252.3	7:23.778
4	1	2:14.462	43.811	47.782	42.869	254.7	9:38.240
5	1	2:09.417	44.043	47.097	38.277	254.7	11:47.657
6	1	2:18.315B	44.205	47.452	46.658	251.2	14:05.972
7	2	10:48.672	9:16.301	52.292	40.079	248.8	24:54.644
8	2	2:16.249	46.249	49.780	40.220	248.8	27:10.893
9	2	2:17.271	46.071	50.597	40.603	250.0	29:28.164
10	2	2:14.158	45.699	49.253	39.206	251.7	31:42.322
11	2	2:14.139	45.797	49.336	39.006	252.9	33:56.461
12	2	2:13.353	45.178	49.396	38.779	251.2	36:09.814
13	2	2:23.524B	45.512	49.658	48.354	250.6	38:33.338
14	3	4:05.221	2:34.839	50.507	39.875	248.3	42:38.559
15	3	2:17.339	46.064	50.758	40.517	249.4	44:55.898
16	3	2:15.878	46.341	50.169	39.368	250.6	47:11.776
17	3	2:15.345	45.814	49.837	39.694	252.3	49:27.121
18	3	2:15.345	45.918	49.923	39.504	252.3	51:42.466
19	3	2:25.991B	46.427	50.006	49.558	214.7	54:08.457
20	3	4:26.086	2:54.887	50.776	40.423	246.0	58:34.543
21	3	2:16.492	46.101	50.551	39.840	251.2	1:00:51.035
22	3	2:15.288	46.300	49.918	39.070	250.0	1:03:06.323

71 AF Corse		2.Olivier Beretta		Ferrari F458 Italia			
1.Andrea Bertolini				LMGTE Pro			
1	2	2:34.688	1:03.337	49.376	41.975	235.3	2:34.688
2	2	2:10.601	44.258	47.720	38.623	251.7	4:45.289
3	2	2:09.857	44.115	46.781	38.961	250.6	6:55.146
4	2	2:09.314	44.013	46.878	38.423	252.3	9:04.460
5	2	2:09.582	43.804	47.676	38.102	254.1	11:14.042
6	2	2:16.806B	44.514	47.570	44.722	252.9	13:30.848
7	2	11:48.149	...	46.512	38.686	251.7	25:18.997
8	2	2:07.143	43.556	45.962	37.625	254.1	27:26.140
9	2	2:07.624	43.870	46.199	37.555	254.7	29:33.764
10	2	2:08.701	43.592	46.851	38.258	255.3	31:42.465
11	2	2:17.268B	43.541	46.997	46.730	236.8	33:59.733
12	2	5:30.810	4:06.388	46.646	37.776	253.5	39:30.543
13	2	2:07.256	43.457	46.252	37.547	255.9	41:37.799
14	2	2:07.847	44.100	46.230	37.517	255.3	43:45.646
15	2	2:15.600B	43.610	46.680	45.310	254.1	46:01.246
16	1	3:40.506	2:10.960	49.654	39.892	254.7	49:41.752
17	1	2:08.266	43.453	46.982	37.831	255.3	51:50.018
18	1	2:07.437	43.407	46.316	37.714	257.8	53:57.455
19	1	2:08.210	43.870	46.447	37.893	254.1	56:05.665
20	1	2:07.259	43.291	46.411	37.557	257.1	58:12.924
21	1	2:07.226	43.281	46.405	37.540	255.9	1:00:20.150
22	1	2:07.124	43.164	46.209	37.751	254.7	1:02:27.274
23	1	2:15.876B	43.498	46.984	45.394	254.1	1:04:43.150
24	1	7:07.593	5:40.919	48.716	37.958	253.5	1:11:50.743
25	1	2:08.888	43.547	46.631	38.710	255.3	1:13:59.631
26	1	2:07.220	43.172	46.448	37.600	255.3	1:16:06.851
27	1	2:07.677	43.226	46.488	37.963	256.5	1:18:14.528
28	1	2:07.621	43.308	46.607	37.706	255.3	1:20:22.149
29	1	2:08.398	43.424	46.429	38.545	255.3	1:22:30.547
30	1	2:16.801B	44.143	47.780	44.878	255.3	1:24:47.348
31	1	3:28.911	2:03.269	47.541	38.101	259.0	1:28:16.259
32	1	2:08.965	43.554	46.996	38.415	256.5	1:30:25.224

77 Team Felbermayr-Proton		2.Richard Lietz		Porsche 911 RSR (997)			
1.Marc Lieb				LMGTE Pro			
1	2	5:18.048	3:43.862	51.002	43.184	210.1	5:18.048
2	2	2:13.875	46.049	47.991	39.835	250.0	7:31.923
3	2	2:10.139	44.288	47.511	38.340	251.7	9:42.062
4	2	2:09.935	44.496	47.472	37.967	254.1	11:51.997
5	2	2:21.054B	44.585	47.157	49.312	254.1	14:13.051
6	2	10:45.022	9:15.029	47.859	42.134	189.1	24:58.073
7	2	2:18.220B	44.648	48.249	45.323	253.5	27:16.293
8	2	3:53.778	2:27.160	46.986	39.632	216.0	31:10.071



FIA WEC 6 Hours of Shanghai Free Practice 2

Sector Analysis

■ Personal Best
 ■ Session Best
 ■ B Crossing the finish line in pit lane

Lap	D	Time	Sector 1	Sector 2	Sector 3	T. Spd	Elapsed	Lap	D	Time	Sector 1	Sector 2	Sector 3	T. Spd	Elapsed
9	2	2:06.942	43.158	46.015	37.769	255.3	33:17.013	32	2	2:15.083	44.325	51.582	39.176	252.3	1:26:18.023
10	2	2:06.382	43.153	45.575	37.654	254.7	35:23.395	33	2	2:11.666	44.829	47.826	39.011	254.1	1:28:29.689
11	2	2:05.993	42.626	45.817	37.550	255.3	37:29.388	34	2	2:11.748	44.900	48.377	38.471	254.7	1:30:41.437
12	2	2:09.826	42.708	47.234	39.884	236.3	39:39.214	<div style="border: 1px solid black; padding: 5px;"> 97 Aston Martin Racing 1. Stefan Mücke 2. Darren Turner Aston Martin Vantage V8 LMGT E Pro </div>							
13	2	2:14.811	43.189	47.537	44.085	255.3	41:54.025								
14	2	7:38.303	6:11.300	47.981	39.022	251.2	49:32.328								
15	2	2:10.207	45.261	47.178	37.768	254.7	51:42.535	1	2	2:40.077	1:13.782	47.359	38.936	254.1	2:40.077
16	2	2:06.517	43.084	46.117	37.316	255.3	53:49.052	2	2	2:07.644	43.499	46.436	37.709	254.1	4:47.721
17	2	2:07.418	43.042	46.628	37.748	255.3	55:56.470	3	2	2:13.458	42.975	45.804	44.679	252.9	7:01.179
18	2	2:06.377	43.203	45.830	37.344	255.3	58:02.847	4	2	6:09.687	4:47.438	44.817	37.432	254.1	13:10.866
19	2	2:13.256	43.190	45.956	44.110	254.7	1:00:16.103	5	2	2:34.566	47.395	51.849	55.322	205.7	15:45.432
20	1	4:09.112	2:43.974	46.637	38.501	251.7	1:04:25.215	6	2	8:33.401	7:09.519	46.285	37.597	250.6	24:18.833
21	1	2:07.506	43.658	46.072	37.776	254.7	1:06:32.721	7	2	2:06.462	43.200	45.699	37.563	254.1	26:25.295
22	1	2:06.760	43.147	45.977	37.636	255.3	1:08:39.481	8	2	2:05.827	42.816	45.327	37.684	254.1	28:31.122
23	1	2:06.919	43.490	45.986	37.443	255.3	1:10:46.400	9	2	2:05.678	42.683	45.566	37.429	252.9	30:36.800
24	1	2:08.620	43.522	47.214	37.884	254.7	1:12:55.020	10	2	2:16.545	43.763	46.973	45.809	254.1	32:53.345
25	1	2:06.844	43.164	46.027	37.653	255.3	1:15:01.864	11	2	4:41.844	3:17.316	46.711	37.817	253.5	37:35.189
26	1	2:06.861	43.053	46.237	37.571	255.3	1:17:08.725	12	2	2:08.046	43.326	47.071	37.649	255.3	39:43.235
27	1	2:13.170	43.189	46.308	43.673	255.9	1:19:21.895	13	2	2:07.332	43.205	46.406	37.721	255.3	41:50.567
28	1	5:09.350	3:45.018	46.526	37.806	253.5	1:24:31.245	14	2	2:06.489	43.189	45.694	37.606	253.5	43:57.056
29	1	2:07.206	43.403	46.146	37.657	254.7	1:26:38.451	15	2	2:16.722	43.388	47.209	46.125	251.7	46:13.778
30	1	2:06.948	43.288	46.058	37.602	255.9	1:28:45.399	16	1	3:39.349	2:13.615	47.259	38.475	252.3	49:53.127
31	1	2:08.359	43.190	47.080	38.089	255.3	1:30:53.758	17	1	2:07.882	43.752	46.196	37.934	254.1	52:01.009
<div style="border: 1px solid black; padding: 5px;"> 88 Team Felbermayr-Proton 1. Christian Ried 2. Gianluca Roda Porsche 911 RSR (997) 3. Paolo Ruberti LMGT E Am </div>								18	1	2:07.448	43.545	45.999	37.904	254.1	54:08.457
								19	1	2:07.259	43.155	45.868	38.236	254.7	56:15.716
								20	1	2:14.196	44.245	46.018	43.933	254.7	58:29.912
21	1	3:19.105	1:54.329	46.567	38.209	252.9	1:01:49.017								
22	1	2:07.534	43.273	46.327	37.934	251.7	1:03:56.551								
23	1	2:07.390	43.255	46.112	38.023	252.9	1:06:03.941								
24	1	2:07.380	43.065	45.963	38.352	252.9	1:08:11.321								
25	1	2:07.630	43.269	46.535	37.826	253.5	1:10:18.951								
26	1	2:06.606	42.893	45.907	37.806	252.9	1:12:25.557								
27	1	2:06.612	42.989	46.012	37.611	254.7	1:14:32.169								
28	1	2:06.784	42.954	46.133	37.697	254.1	1:16:38.953								
29	1	2:07.164	42.830	46.676	37.658	252.9	1:18:46.117								
30	1	2:06.400	42.937	45.891	37.572	253.5	1:20:52.517								
31	1	2:06.968	42.825	46.419	37.724	254.1	1:22:59.485								
32	1	2:06.598	43.098	45.966	37.534	253.5	1:25:06.083								
33	1	2:06.304	42.712	45.845	37.747	254.1	1:27:12.387								
34	1	2:06.915	43.007	46.281	37.627	254.7	1:29:19.302								
35	1	2:07.706	43.387	46.628	37.691	254.7	1:31:27.008								
1	1	5:19.151	3:44.569	51.385	43.197	215.6	5:19.151								
2	1	2:15.877	46.089	50.143	39.645	251.2	7:35.028								
3	1	2:13.818	44.625	49.490	39.703	250.0	9:48.846								
4	1	2:12.423	44.933	48.314	39.176	251.7	12:01.269								
5	1	2:19.143	44.451	48.030	46.662	250.6	14:20.412								
6	1	10:38.772	9:08.092	48.744	41.936	227.8	24:59.184								
7	1	2:13.003	44.799	48.866	39.338	253.5	27:12.187								
8	1	2:15.554	45.422	50.397	39.735	253.5	29:27.741								
9	1	2:12.548	44.815	48.668	39.065	250.6	31:40.289								
10	1	2:14.004	45.097	50.078	38.829	252.3	33:54.293								
11	1	2:11.717	44.300	48.556	38.861	252.9	36:06.010								
12	1	2:10.646	44.126	47.896	38.624	251.7	38:16.656								
13	1	2:10.616	44.222	48.009	38.385	251.7	40:27.272								
14	1	2:13.323	44.848	48.263	40.212	254.1	42:40.595								
15	1	2:21.867	44.730	50.453	46.684	252.9	45:02.462								
16	3	4:03.786	2:38.624	46.666	38.496	252.9	49:06.248								
17	3	2:07.960	43.511	46.397	38.052	251.7	51:14.208								
18	3	2:07.794	43.494	46.387	37.913	251.7	53:22.002								
19	3	2:07.695	43.191	46.408	38.096	252.3	55:29.697								
20	3	2:07.556	43.374	46.449	37.733	253.5	57:37.253								
21	3	2:07.837	43.416	46.667	37.754	252.9	59:45.090								
22	3	2:07.511	43.403	46.419	37.689	254.7	1:01:52.601								
23	3	2:07.894	43.442	46.707	37.745	254.7	1:04:00.495								
24	3	2:08.345	43.606	46.938	37.801	254.7	1:06:08.840								
25	3	2:16.307	43.311	47.110	45.886	254.1	1:08:25.147								
26	2	4:39.676	3:11.553	48.919	39.204	252.3	1:13:04.823								
27	2	2:12.657	45.284	48.965	38.408	254.1	1:15:17.480								
28	2	2:12.441	44.923	48.408	39.110	252.9	1:17:29.921								
29	2	2:10.549	44.575	47.572	38.402	254.1	1:19:40.470								
30	2	2:11.183	44.264	48.537	38.382	252.3	1:21:51.653								
31	2	2:11.287	44.764	48.450	38.073	254.7	1:24:02.940								