FIA WORLD ENDURANCE CHAMPIONSHIP

6 HOURS OF SHANGHAI

ROLEX

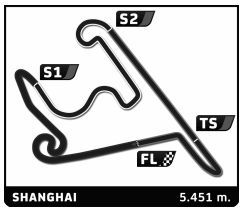

FIA WEC

6 Hours of Shanghai

Free Practice 1

Sector Analysis

Personal Best | Session Best | B Crossing the finish line in pit lane

1 — Audi Sport Team Joest

1.Marcel Fässler
2.André Lotterer
3.Benoit Tréluyer

Audi R18 e-tron quattro
LMP1

Lap	D	Time	Sector 1	Sector 2	Sector 3	T. Spd	Elapsed
1	1	2:28.738	1:08.212	43.296	37.230	214.7	2:28.738
2	1	1:55.079	39.596	39.709	35.774	277.6	4:23.817
3	1	1:52.523	39.137	39.605	33.781	286.5	6:16.340
4	1	1:52.371	38.623	39.911	33.837	287.2	8:08.711
5	1	2:23.076 B	38.765	40.924	1:03.387	286.5	10:31.787
6	1	6:43.940	5:27.644	42.217	34.079	283.5	17:15.727
7	1	1:54.714	38.977	40.715	35.022	286.5	19:10.441
8	1	1:53.478	39.066	40.444	33.968	285.0	21:03.919
9	1	1:53.918	39.067	40.590	34.261	288.8	22:57.837
10	1	1:53.281	38.803	40.378	34.100	285.7	24:51.118
11	1	1:53.115	38.982	40.203	33.930	285.7	26:44.233
12	1	1:52.996	38.864	40.389	33.743	285.7	28:37.229
13	1	1:53.211	38.656	40.707	33.848	285.7	30:30.440
14	1	1:52.575	38.607	40.064	33.904	285.7	32:23.015
15	1	2:00.556 B	38.851	41.372	40.333	286.5	34:23.571
16	2	7:00.153	5:40.907	44.430	34.816	282.7	41:23.724
17	2	1:55.359	39.815	41.386	34.158	284.2	43:19.083
18	2	1:53.764	39.223	40.777	33.764	285.7	45:12.847
19	2	1:53.159	38.848	40.516	33.795	287.2	47:06.006
20	2	1:53.965	39.053	40.922	33.990	285.7	48:59.971
21	2	1:53.351	38.840	40.907	33.604	289.5	50:53.322
22	2	1:55.040	39.777	41.067	34.196	289.5	52:48.362
23	2	1:53.673	39.360	40.651	33.662	286.5	54:42.035
24	2	1:56.302	39.185	43.304	33.813	285.7	56:38.337
25	2	1:53.004	38.726	40.498	33.780	285.7	58:31.341
26	2	1:53.660	39.073	40.735	33.852	285.7	1:00:25.001
27	2	1:54.008	39.131	40.549	34.328	286.5	1:02:19.009
28	2	1:53.859	39.216	40.812	33.831	286.5	1:04:12.868
29	2	1:54.070	39.379	40.709	33.982	286.5	1:06:06.938
30	2	1:53.948	39.203	40.807	33.938	288.8	1:08:00.886
31	2	1:54.722	39.191	41.182	34.349	287.2	1:09:55.608
32	2	1:54.656	39.147	41.002	34.507	288.0	1:11:50.264
33	2	1:55.943	41.099	40.931	33.913	285.0	1:13:46.207
34	2	1:53.902	39.309	40.608	33.985	285.7	1:15:40.109
35	2	1:54.770	39.068	41.733	33.969	285.7	1:17:34.879
36	2	1:53.930	39.445	40.456	34.029	286.5	1:19:28.809
37	2	1:54.884	39.404	41.091	34.389	284.2	1:21:23.693
38	2	1:53.977	39.565	40.682	33.730	285.7	1:23:17.670
39	2	1:53.797	39.267	41.018	33.512	285.0	1:25:11.467
40	2	1:53.977	39.085	41.073	33.819	285.7	1:27:05.444
41	2	1:53.715	39.404	40.581	33.730	287.2	1:28:59.159
42	2	1:57.956	40.457	43.105	34.394	285.7	1:30:57.115

2 — Audi Sport Team Joest

1.Tom Kristensen
2.Allan McNish

Audi R18 e-tron quattro
LMP1

Lap	D	Time	Sector 1	Sector 2	Sector 3	T. Spd	Elapsed
1	2	2:28.151	1:06.796	43.876	37.479	208.5	2:28.151
2	2	1:53.662	38.931	40.216	34.515	284.2	4:21.813
3	2	1:52.618	38.768	39.814	34.036	286.5	6:14.431
4	2	1:53.146	38.593	40.566	33.987	285.0	8:07.577
5	2	1:52.590	38.727	40.004	33.859	286.5	10:00.167
6	2	1:52.219	38.507	40.041	33.671	286.5	11:52.386
7	2	1:53.519	38.871	40.761	33.887	284.2	13:45.905
8	2	1:54.013	38.673	40.222	35.118	288.0	15:39.918
9	2	1:53.421	38.780	40.271	34.370	288.0	17:33.339
10	2	2:00.587 B	38.799	40.871	40.917	287.2	19:33.926
11	2	5:36.299	4:20.816	41.199	34.284	283.5	25:10.225
12	2	1:56.400	39.359	42.701	34.340	282.7	27:06.625
13	2	1:55.028	39.779	40.244	35.005	285.0	29:01.653
14	2	1:53.595	38.752	40.299	34.544	287.2	30:55.248
15	2	1:55.036	38.849	41.692	34.495	285.0	32:50.284
16	2	1:54.072	39.660	40.537	33.875	287.2	34:44.356
17	2	2:00.393 B	38.896	40.750	40.747	286.5	36:44.749
18	2	5:05.960	3:51.002	40.525	34.433	282.7	41:50.709
19	2	1:53.906	39.046	41.039	33.821	282.7	43:44.615
20	2	1:52.896	38.753	40.418	33.725	285.0	45:37.511
21	2	1:53.842	39.648	40.551	33.643	285.0	47:31.353
22	2	1:53.582	38.770	41.040	33.772	283.5	49:24.935
23	2	1:52.953	38.652	40.522	33.779	285.7	51:17.888
24	2	2:02.929 B	38.848	40.613	43.468	283.5	53:20.817
25	2	6:31.884	5:16.462	40.613	34.809	279.1	59:52.701
26	2	1:53.567	38.791	40.758	34.018	283.5	1:01:46.268
27	2	1:54.358	38.763	40.805	34.790	284.2	1:03:40.626
28	2	1:53.160	38.847	40.623	33.690	284.2	1:05:33.786
29	2	1:54.285	38.937	40.520	34.828	287.2	1:07:28.071
30	2	2:01.119 B	39.334	41.365	40.420	282.7	1:09:29.190
31	1	5:04.435	3:42.010	47.099	35.326	260.9	1:14:33.625
32	1	1:57.654	41.131	42.305	34.218	282.0	1:16:31.279
33	1	1:55.077	39.764	41.527	33.786	285.0	1:18:26.356
34	1	1:56.318	40.133	41.929	34.256	281.2	1:20:22.674
35	1	1:54.953	39.424	41.566	33.963	286.5	1:22:17.627
36	1	1:53.620	39.092	40.947	33.581	284.2	1:24:11.247
37	1	1:54.570	39.113	41.079	34.378	284.2	1:26:05.817
38	1	1:54.293	39.266	41.211	33.816	283.5	1:28:00.110
39	1	1:54.569	39.923	40.917	33.729	284.2	1:29:54.679
40	1	1:55.122	39.425	41.780	33.917	282.7	1:31:49.801

7 — Toyota Racing

1.Alexander Wurz
2.Nicolas Lapierre

Toyota TS030 - Hybrid
LMP1

Lap	D	Time	Sector 1	Sector 2	Sector 3	T. Spd	Elapsed
1	2	2:46.123 B	1:12.869	46.648	46.606	268.7	2:46.123
2	2	6:11.128	4:52.870	42.020	36.238	272.7	8:57.251
3	2	1:53.482	38.422	40.944	34.116	272.7	10:50.733
4	2	2:00.449	40.770	43.696	35.983	274.1	12:51.182
5	2	1:52.977	38.829	40.386	33.762	273.4	14:44.159
6	2	1:53.198	38.948	40.544	33.706	274.8	16:37.357
7	2	1:54.270	38.729	40.216	35.325	276.9	18:31.627
8	2	2:04.867 B	39.025	41.550	44.292	171.4	20:36.494
9	2	6:58.337	5:43.239	40.965	34.133	267.3	27:34.831
10	2	1:53.737	38.553	40.996	34.188	268.7	29:28.568
11	2	1:53.596	38.439	40.701	34.456	270.7	31:22.164
12	2	1:52.855	38.456	40.608	33.791	274.8	33:15.019
13	2	2:10.931 B	41.597	43.682	45.652	218.6	35:25.950
14	2	12:18.705	...	41.824	34.392	268.0	47:44.655
15	2	1:53.671	38.302	40.817	34.552	272.7	49:38.326
16	2	1:52.690	38.314	40.449	33.927	272.0	51:31.016
17	2	1:52.365	38.285	40.369	33.711	272.0	53:23.381
18	2	2:03.713 B	38.215	40.322	45.176	248.8	55:27.094
19	2	7:51.653	6:31.629	41.381	38.643	272.0	1:03:18.747
20	2	1:52.663	38.540	40.450	33.673	272.0	1:05:11.410
21	2	1:53.301	38.945	40.605	33.751	272.7	1:07:04.711
22	2	1:59.963 B	39.518	39.970	40.475	274.8	1:09:04.674
23	1	3:24.198	2:06.809	41.888	35.501	264.1	1:12:28.872

FIA WORLD ENDURANCE CHAMPIONSHIP

6 HOURS OF SHANGHAI

ROLEX

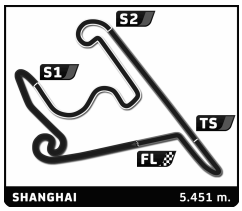

FIA WEC
6 Hours of Shanghai
Free Practice 1
Sector Analysis

Personal Best | Session Best | B Crossing the finish line in pit lane

Lap	D	Time	Sector 1	Sector 2	Sector 3	T. Spd	Elapsed
24	1	2:21.491 B	41.411	49.196	50.884	192.2	1:14:50.363
25	1	7:57.794	6:40.447	42.133	35.214	269.3	1:22:48.157
26	1	1:59.558	39.649	43.801	36.108	274.8	1:24:47.715
27	1	1:57.090	39.925	42.763	34.402	275.5	1:26:44.805
28	1	1:52.941	38.426	40.702	33.813	275.5	1:28:37.746
29	1	1:53.462	38.381	41.004	34.077	272.0	1:30:31.208

12 Rebellion Racing — Lola B12/60 Coupé - Toyota — LMP1
1.Nicolas Prost
2.Neel Jani

Lap	D	Time	Sector 1	Sector 2	Sector 3	T. Spd	Elapsed
1	1	2:28.060	1:02.120	47.968	37.972	230.8	2:28.060
2	1	1:58.605	40.800	42.293	35.512	281.2	4:26.665
3	1	1:57.351	40.355	42.015	34.981	279.1	6:24.016
4	1	1:57.186	39.595	42.660	34.931	281.2	8:21.202
5	1	1:56.515	39.753	41.950	34.812	281.2	10:17.717
6	1	2:06.968 B	40.175	43.281	43.512	282.0	12:24.685
7	1	4:57.540	3:39.034	42.413	36.093	274.8	17:22.225
8	1	1:58.828	40.704	42.719	35.405	282.0	19:21.053
9	1	1:56.279	39.820	41.886	34.573	277.6	21:17.332
10	1	1:55.747	39.626	41.560	34.561	278.4	23:13.079
11	1	1:56.427	39.932	41.861	34.634	278.4	25:09.506
12	1	1:58.356	39.730	42.768	35.858	277.6	27:07.862
13	1	1:55.600	39.487	41.700	34.413	280.5	29:03.462
14	1	1:55.371	39.689	41.391	34.291	280.5	30:58.833
15	1	1:54.998	39.521	41.201	34.276	282.0	32:53.831
16	1	2:07.398 B	40.696	43.543	43.159	280.5	35:01.229
17	1	7:06.611	5:49.135	41.825	35.651	265.4	42:07.840
18	1	1:57.481	39.562	41.907	36.012	280.5	44:05.321
19	1	1:55.229	39.504	41.283	34.442	280.5	46:00.550
20	1	1:57.654	39.804	41.442	36.408	280.5	47:58.204
21	1	1:55.051	39.602	41.189	34.260	283.5	49:53.255
22	1	1:56.735	40.387	41.639	34.709	279.1	51:49.990
23	1	1:55.159	39.570	41.266	34.323	280.5	53:45.149
24	1	2:03.227 B	39.596	41.383	42.248	279.1	55:48.376
25	1	5:41.066	4:23.481	42.813	34.772	277.6	1:01:29.442
26	1	1:57.107	40.601	41.797	34.709	279.8	1:03:26.549
27	1	1:56.978	39.961	42.018	34.999	281.2	1:05:23.527
28	1	1:56.594	40.112	41.764	34.718	279.1	1:07:20.121
29	1	1:55.356	39.822	41.367	34.167	281.2	1:09:15.477
30	1	1:54.825	39.320	41.124	34.381	280.5	1:11:10.302
31	1	2:04.581 B	39.548	42.550	42.483	278.4	1:13:14.883
32	2	4:48.018	3:24.800	43.338	39.880	278.4	1:18:02.901
33	2	1:56.394	39.887	41.805	34.702	282.0	1:19:59.295
34	2	1:56.533	39.607	42.172	34.754	281.2	1:21:55.828
35	2	1:55.730	40.094	41.182	34.454	282.7	1:23:51.558
36	2	2:00.200	39.664	42.039	38.497	280.5	1:25:51.758
37	2	1:54.594	39.248	40.989	34.357	279.1	1:27:46.352
38	2	1:56.292	39.480	41.852	34.960	278.4	1:29:42.644
39	2	2:01.498	41.608	41.425	38.465	207.7	1:31:44.142

13 Rebellion Racing — Lola B12/60 Coupé - Toyota — LMP1
1.Andrea Belicchi
2.Harold Primat
3.Cong Fu Cheng

Lap	D	Time	Sector 1	Sector 2	Sector 3	T. Spd	Elapsed
1	1	2:38.448 B	1:01.619	47.864	48.965	236.8	2:38.448
2	1	4:41.232	3:23.586	42.344	35.302	279.8	7:19.680
3	1	1:56.517	39.847	41.623	35.047	281.2	9:16.197
4	1	1:55.944	39.586	41.616	34.742	285.0	11:12.141
5	1	2:02.896	41.436	43.566	37.894	281.2	13:15.037
6	1	1:56.793	39.689	41.515	35.589	282.7	15:11.830
7	1	2:06.102 B	39.749	41.895	44.458	282.7	17:17.932
8	1	5:21.401	4:04.135	42.182	35.084	280.5	22:39.333
9	1	1:56.400	39.858	41.771	34.771	279.1	24:35.733
10	1	1:56.383	39.698	41.878	34.807	279.1	26:32.116
11	1	1:56.551	39.893	41.753	34.905	278.4	28:28.667
12	1	2:07.151 B	39.721	42.437	44.993	279.8	30:35.818
13	3	4:55.895	3:32.410	46.741	36.744	277.6	35:31.713
14	3	2:02.040	42.285	43.938	35.817	279.1	37:33.753
15	3	1:59.263	40.732	42.869	35.662	282.0	39:33.016
16	3	1:58.157	40.460	42.524	35.173	279.8	41:31.173
17	3	2:00.180	40.272	44.764	35.144	276.9	43:31.353
18	3	1:57.363	40.360	42.150	34.853	280.5	45:28.716
19	3	2:04.390 B	40.060	42.062	42.268	282.0	47:33.106
20	3	4:53.802	3:36.451	42.358	34.993	281.2	52:26.908
21	3	1:56.237	40.189	41.670	34.378	282.0	54:23.145
22	3	1:55.600	39.774	41.489	34.337	282.7	56:18.745
23	3	1:56.347	39.852	41.895	34.600	281.2	58:15.092
24	3	1:55.657	40.055	41.349	34.253	281.2	1:00:10.749
25	3	1:56.571	39.650	42.287	34.634	281.2	1:02:07.320
26	3	2:02.868 B	39.792	41.995	41.081	281.2	1:04:10.188
27	2	4:17.093	2:54.225	45.478	37.390	279.8	1:08:27.281
28	2	2:06.111	41.299	48.293	36.519	277.6	1:10:33.392
29	2	2:11.180 B	41.320	46.348	43.512	277.6	1:12:44.572
30	2	3:55.201	2:32.648	46.122	36.431	277.6	1:16:39.773
31	2	2:01.167	40.912	43.920	36.335	282.7	1:18:40.940
32	2	2:01.086	41.348	44.602	35.136	280.5	1:20:42.026
33	2	2:04.759	42.450	44.209	38.100	230.8	1:22:46.785
34	2	2:00.349	40.718	43.779	35.852	282.7	1:24:47.134
35	2	2:01.210	41.303	44.649	35.258	281.2	1:26:48.344
36	2	2:02.992	41.659	45.775	35.558	279.8	1:28:51.336
37	2	2:08.165	46.113	44.775	37.277	264.1	1:30:59.501

15 Oak Racing — Oak Pescarolo - Honda — LMP1
1.Bertrand Baguette
2.Dominik Kraihamer
3.Takuma Sato

Lap	D	Time	Sector 1	Sector 2	Sector 3	T. Spd	Elapsed
1	3	2:53.295 B	1:20.909	45.886	46.500	261.5	2:53.295
2	3	4:30.070	3:14.493	41.032	34.545	279.8	7:23.365
3	3	1:55.121	39.018	41.154	34.949	284.2	9:18.486
4	3	1:56.418	39.906	41.320	35.192	286.5	11:14.904
5	3	1:57.536	39.731	42.722	35.083	284.2	13:12.440
6	3	1:55.568	39.383	41.427	34.758	283.5	15:08.008
7	3	2:07.017 B	40.800	42.331	43.886	226.4	17:15.025
8	3	8:46.707	7:29.162	42.254	35.291	278.4	26:01.732
9	3	1:57.010	40.066	41.955	34.989	279.8	27:58.742
10	3	1:55.990	39.930	41.703	34.357	280.5	29:54.732
11	3	2:05.841 B	39.946	42.250	43.645	246.6	32:00.573
12	3	7:06.312	5:49.636	41.630	35.046	282.0	39:06.885
13	3	1:55.441	39.824	41.371	34.246	282.0	41:02.326
14	3	1:56.642	39.336	42.695	34.611	280.5	42:58.968
15	3	1:55.626	39.426	41.943	34.257	284.2	44:54.594
16	3	2:02.518 B	39.281	41.975	41.262	285.0	46:57.112
17	1	6:09.761	4:48.859	45.268	35.634	282.0	53:06.873
18	1	2:02.308	41.386	44.903	36.019	279.8	55:09.181
19	1	2:00.852	40.588	45.159	35.105	280.5	57:10.033
20	1	1:57.424	39.870	42.799	34.755	280.5	59:07.457
21	1	1:56.054	39.745	41.569	34.740	279.1	1:01:03.511
22	1	1:55.082	39.603	41.073	34.406	281.2	1:02:58.593
23	1	1:55.236	39.529	41.264	34.443	280.5	1:04:53.829

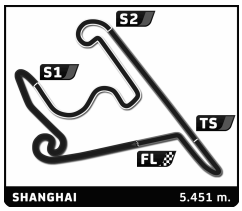

FIA WEC
6 Hours of Shanghai
Free Practice 1
Sector Analysis

Personal Best | Session Best | B Crossing the finish line in pit lane

Lap	D	Time	Sector 1	Sector 2	Sector 3	T. Spd	Elapsed
24	1	2:02.333	40.386	42.675	39.272	281.2	1:06:56.162
25	1	2:21.693 B	57.426	42.403	41.864	279.8	1:09:17.855
26	2	5:08.398	3:47.540	44.577	36.281	276.2	1:14:26.253
27	2	2:04.621	41.568	46.749	36.304	276.9	1:16:30.874
28	2	2:01.730	41.687	44.053	35.990	276.9	1:18:32.604
29	2	2:09.036 B	41.530	44.009	43.497	280.5	1:20:41.640
30	2	3:27.115	2:09.253	42.405	35.457	280.5	1:24:08.755
31	2	1:56.903	40.179	41.762	34.962	278.4	1:26:05.658
32	2	1:57.242	40.299	41.666	35.277	281.2	1:28:02.900
33	2	1:56.805	40.036	42.100	34.669	279.1	1:29:59.705
34	2	1:57.088	40.409	41.599	35.080	282.7	1:31:56.793

21 Strakka Racing — HPD ARX 03a - Honda — LMP1
1.Nick Leventis 2.Danny Watts 3.Jonny Kane

Lap	D	Time	Sector 1	Sector 2	Sector 3	T. Spd	Elapsed
1	2	2:44.923 B	1:10.945	45.767	48.211	196.4	2:44.923
2	2	6:44.653	5:27.013	42.005	35.635	278.4	9:29.576
3	2	1:53.563	38.809	40.109	34.645	278.4	11:23.139
4	2	1:55.314	38.700	41.603	35.011	281.2	13:18.453
5	2	1:56.126	41.310	40.585	34.231	276.9	15:14.579
6	2	1:55.552	39.166	40.622	35.764	280.5	17:10.131
7	2	1:54.786	39.232	41.340	34.214	277.6	19:04.917
8	2	2:05.118 B	38.807	40.112	46.199	230.3	21:10.035
9	2	12:59.981	...	40.971	34.776	273.4	34:10.016
10	2	1:54.027	39.339	40.494	34.194	275.5	36:04.043
11	2	1:53.694	39.167	40.362	34.165	276.2	37:57.737
12	2	1:54.527	38.927	41.414	34.186	276.2	39:52.264
13	2	1:53.424	39.019	40.374	34.031	274.8	41:45.688
14	2	1:56.887	38.972	43.787	34.128	276.9	43:42.575
15	2	1:53.279	38.793	40.413	34.073	279.1	45:35.854
16	2	2:00.503 B	38.924	40.563	41.016	280.5	47:36.357
17	2	13:22.936	...	42.151	39.172	238.4	1:00:59.293
18	2	1:57.104	39.024	40.832	37.248	274.1	1:02:56.397
19	2	1:54.244	39.066	40.859	34.319	275.5	1:04:50.641
20	2	2:08.356 B	39.270	42.334	46.752	278.4	1:06:58.997
21	1	4:50.448	3:26.174	47.156	37.118	271.4	1:11:49.445
22	1	2:04.706	43.513	45.128	36.065	269.3	1:13:54.151
23	1	2:01.505	41.498	44.116	35.891	271.4	1:15:55.656
24	1	2:00.955	41.023	44.174	35.758	272.7	1:17:56.611
25	1	1:59.642	40.804	43.454	35.384	272.7	1:19:56.253
26	1	2:01.182	41.360	44.157	35.665	274.8	1:21:57.435
27	1	1:59.197	40.849	43.024	35.324	274.8	1:23:56.632
28	1	1:59.409	40.795	42.866	35.748	273.4	1:25:56.041
29	1	2:01.259	41.342	44.379	35.538	274.1	1:27:57.300
30	1	1:58.649	40.440	42.755	35.454	274.1	1:29:55.949
31	1	2:08.852 B	40.386	42.994	45.472	273.4	1:32:04.801

22 JRM — HPD ARX 03a - Honda — LMP1
1.David Brabham 2.Karun Chandhok 3.Peter Dumbreck

Lap	D	Time	Sector 1	Sector 2	Sector 3	T. Spd	Elapsed
1	2	3:12.974	1:44.278	47.791	40.905	238.4	3:12.974
2	2	1:58.465	41.050	41.964	35.451	273.4	5:11.439
3	2	1:53.937	39.014	40.477	34.446	275.5	7:05.376
4	2	1:54.910	39.066	40.818	35.026	277.6	9:00.286
5	2	1:56.706	40.056	42.160	34.490	278.4	10:56.992
6	2	1:59.270	39.373	43.282	36.615	276.9	12:56.262
7	2	2:13.501 B	39.994	47.364	46.143	216.9	15:09.763
8	2	12:09.676	...	43.090	35.596	271.4	27:19.439
9	2	1:59.872	41.306	43.135	35.431	270.7	29:19.311
10	2	1:59.554	40.134	42.479	36.941	269.3	31:18.865
11	2	1:55.593	39.551	41.631	34.411	276.9	33:14.458
12	2	1:57.647	40.680	41.383	35.584	276.9	35:12.105
13	2	2:05.215 B	39.537	41.704	43.974	274.8	37:17.320
14	2	8:17.583	6:58.186	43.303	36.094	277.6	45:34.903
15	2	1:53.669	39.037	40.522	34.110	278.4	47:28.572
16	2	1:54.420	39.496	40.813	34.111	277.6	49:22.992
17	2	1:53.943	39.016	40.644	34.283	282.0	51:16.935
18	2	2:11.056 B	39.102	45.379	46.575	251.7	53:27.991
19	3	8:05.162	6:44.680	43.664	36.818	271.4	1:01:33.153
20	3	1:58.011	40.223	42.985	34.803	274.1	1:03:31.164
21	3	1:55.601	39.487	41.815	34.299	275.5	1:05:26.765
22	3	1:56.765	39.418	43.086	34.261	278.4	1:07:23.530
23	3	1:55.529	39.558	41.827	34.144	278.4	1:09:19.059
24	3	1:54.056	39.220	40.835	34.001	276.2	1:11:13.115
25	3	1:54.505	39.067	41.311	34.127	277.6	1:13:07.620
26	3	2:05.075 B	40.186	41.997	42.892	276.2	1:15:12.695
27	1	3:24.285	2:04.038	43.621	36.626	274.8	1:18:36.980
28	1	1:58.524	40.161	43.045	35.318	276.2	1:20:35.504
29	1	1:57.115	39.700	42.516	34.899	274.8	1:22:32.619
30	1	1:57.335	39.417	42.437	35.481	277.6	1:24:29.954
31	1	1:55.566	39.868	41.283	34.415	275.5	1:26:25.520
32	1	1:54.107	39.178	40.739	34.190	276.2	1:28:19.627
33	1	1:54.396	39.217	40.960	34.219	275.5	1:30:14.023

23 Signatech Nissan — Oreca 03 - Nissan — LMP2
1.Franck Mailleux 2.Olivier Lombard 3.Jordan Tresson

Lap	D	Time	Sector 1	Sector 2	Sector 3	T. Spd	Elapsed
1	1	2:39.627 B	56.866	52.388	50.373	198.5	2:39.627
2	3	5:32.233	4:10.658	44.114	37.461	264.7	8:11.860
3	3	2:01.970	41.042	43.028	37.900	266.0	10:13.830
4	3	2:00.780	40.994	42.839	36.947	265.4	12:14.610
5	3	2:00.953	41.070	43.411	36.472	265.4	14:15.563
6	3	1:59.925	41.066	42.756	36.103	266.0	16:15.488
7	3	2:00.762	42.024	42.685	36.053	264.7	18:16.250
8	3	1:59.484	40.980	42.512	35.992	266.0	20:15.734
9	3	1:59.978	41.112	42.782	36.084	265.4	22:15.712
10	3	2:00.897	41.065	43.317	36.515	264.1	24:16.609
11	3	2:07.805 B	41.428	43.072	43.305	262.8	26:24.414
12	1	4:05.744	2:40.358	46.988	38.398	262.8	30:30.158
13	1	2:03.410	42.803	43.766	36.841	263.4	32:33.568
14	1	2:04.222	41.790	46.102	36.330	263.4	34:37.790
15	1	2:01.597	41.620	43.238	36.739	265.4	36:39.387
16	1	2:01.169	41.308	43.770	36.091	265.4	38:40.556
17	1	2:00.886	41.911	42.922	36.053	263.4	40:41.442
18	1	2:00.336	41.171	43.340	35.825	263.4	42:41.778
19	1	1:59.452	40.980	42.664	35.808	265.4	44:41.230
20	1	2:11.937 B	43.336	43.936	44.665	266.0	46:53.167
21	2	4:03.865	2:38.583	47.085	38.197	264.1	50:57.032
22	2	2:05.661	43.013	45.517	37.131	264.7	53:02.693
23	2	2:06.338	42.628	46.332	37.378	260.2	55:09.031
24	2	2:04.064	42.648	44.817	36.599	264.7	57:13.095
25	2	2:01.781	41.573	43.740	36.468	264.1	59:14.876
26	2	2:02.244	42.296	43.383	36.565	262.8	1:01:17.120
27	2	2:04.341	41.424	46.204	36.713	262.1	1:03:21.461
28	2	2:01.872	41.603	43.767	36.502	263.4	1:05:23.333
29	2	2:04.800	42.275	45.575	36.950	265.4	1:07:28.133
30	2	2:04.177	43.293	44.605	36.279	263.4	1:09:32.310

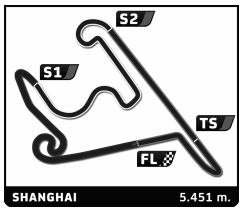

FIA WEC
6 Hours of Shanghai
Free Practice 1
Sector Analysis

Personal Best | Session Best | **B** Crossing the finish line in pit lane

Lap	D	Time	Sector 1	Sector 2	Sector 3	T. Spd	Elapsed
31	2	2:01.776	41.830	43.534	36.412	262.1	1:11:34.086
32	2	2:08.720 B	41.523	43.250	43.947	260.9	1:13:42.806
33	3	4:39.966	3:17.954	45.238	36.774	260.2	1:18:22.772
34	3	2:01.824	41.427	44.008	36.389	264.1	1:20:24.596
35	3	2:02.474	41.738	43.676	37.060	262.8	1:22:27.070
36	3	2:02.637	41.310	44.176	37.151	262.8	1:24:29.707
37	3	2:01.959	41.987	43.471	36.501	260.9	1:26:31.666
38	3	2:01.020	41.443	43.229	36.348	259.0	1:28:32.686
39	3	2:00.908	41.253	43.211	36.444	260.9	1:30:33.594

24 **Oak Racing** — Morgan - Nissan, LMP2
1.Jacques Nicolet 2.Matthieu Lahaye 3.Olivier Pla

Lap	D	Time	Sector 1	Sector 2	Sector 3	T. Spd	Elapsed
1	2	2:35.081 B	1:00.324	47.756	47.001	224.1	2:35.081
2	2	4:13.963	2:53.866	43.374	36.723	265.4	6:49.044
3	2	2:01.027	41.811	42.992	36.224	267.3	8:50.071
4	2	1:59.794	40.733	42.917	36.144	267.3	10:49.865
5	2	2:03.383	42.194	45.097	36.092	269.3	12:53.248
6	2	2:01.908	41.314	43.791	36.803	268.7	14:55.156
7	2	2:03.599	44.216	43.464	35.919	268.7	16:58.755
8	2	2:06.488 B	40.885	42.898	42.705	269.3	19:05.243
9	2	3:53.487	2:34.476	42.698	36.313	267.3	22:58.730
10	2	1:59.604	40.546	43.332	35.726	266.0	24:58.334
11	2	1:59.390	40.674	43.036	35.680	265.4	26:57.724
12	2	2:05.376 B	40.478	42.706	42.192	265.4	29:03.100
13	3	3:46.883	2:27.110	43.258	36.515	266.7	32:49.983
14	3	2:00.545	41.577	43.052	35.916	267.3	34:50.528
15	3	2:02.200	40.667	45.811	35.722	267.3	36:52.728
16	3	1:58.187	40.566	42.230	35.391	268.7	38:50.915
17	3	1:59.111	40.593	42.247	36.271	269.3	40:50.026
18	3	2:07.132 B	40.596	42.477	44.059	267.3	42:57.158
19	3	3:55.796	2:32.687	43.820	39.289	232.8	46:52.954
20	3	1:58.642	40.539	42.342	35.761	270.0	48:51.596
21	3	1:58.420	40.539	42.454	35.427	270.0	50:50.016
22	3	2:05.890	41.016	44.654	40.220	201.5	52:55.906
23	3	1:59.849	41.217	43.143	35.489	268.7	54:55.755
24	3	2:10.226 B	42.023	42.857	45.346	270.0	57:05.981
25	1	3:59.489	2:30.257	49.626	39.606	261.5	1:01:05.470
26	1	2:07.711	43.631	46.412	37.668	262.8	1:03:13.181
27	1	2:07.847	44.085	46.110	37.652	263.4	1:05:21.028
28	1	2:06.562	43.913	45.856	36.793	265.4	1:07:27.590
29	1	2:09.897	43.411	49.051	37.435	264.1	1:09:37.487
30	1	2:05.979	43.070	45.894	37.015	263.4	1:11:43.466
31	1	2:05.178	43.087	45.256	36.835	264.1	1:13:48.644
32	1	2:13.354 B	42.856	44.941	45.557	266.0	1:16:01.998
33	1	4:49.521	3:27.680	44.926	36.915	267.3	1:20:51.519
34	1	2:04.723	42.245	45.998	36.480	264.7	1:22:56.242
35	1	2:05.166	42.601	46.108	36.457	263.4	1:25:01.408
36	1	2:03.009	42.008	44.742	36.259	265.4	1:27:04.417
37	1	2:02.270	42.261	44.016	35.993	266.0	1:29:06.687
38	1	2:02.869	42.402	43.972	36.495	267.3	1:31:09.556

25 **ADR-Delta** — Oreca 03 - Nissan, LMP2
1.John Martin 2.Tor Graves 3.Mathias Beche

Lap	D	Time	Sector 1	Sector 2	Sector 3	T. Spd	Elapsed
1	1	2:31.199	1:04.995	46.386	39.818	225.9	2:31.199
2	1	2:00.482	41.635	42.567	36.280	264.1	4:31.681
3	1	1:57.828	40.099	42.217	35.512	263.4	6:29.509
4	1	1:57.975	40.057	41.461	36.457	267.3	8:27.484
5	1	1:57.004	40.084	41.645	35.275	265.4	10:24.488
6	1	2:05.180 B	40.904	41.772	42.504	265.4	12:29.668
7	1	6:05.642	4:47.097	42.706	35.839	264.7	18:35.310
8	1	1:58.743	40.279	42.694	35.770	264.1	20:34.053
9	1	2:05.110 B	40.351	42.245	42.514	264.1	22:39.163
10	1	5:17.836	4:00.165	42.022	35.649	262.1	27:56.999
11	1	1:56.862	39.903	41.680	35.279	262.8	29:53.861
12	1	2:04.910 B	40.288	42.151	42.471	262.1	31:58.771
13	1	4:07.070	2:48.642	41.378	37.050	250.6	36:05.841
14	1	2:02.199	44.435	42.210	35.554	257.8	38:08.040
15	1	1:56.227	39.878	41.262	35.087	265.4	40:04.267
16	1	1:58.101	40.043	42.575	35.483	263.4	42:02.368
17	1	2:06.041 B	40.336	42.872	42.833	263.4	44:08.409
18	2	4:57.437	3:25.457	52.207	39.773	260.9	49:05.846
19	2	2:14.127	47.193	48.334	38.600	262.8	51:19.973
20	2	2:08.386	43.063	47.701	37.622	260.9	53:28.359
21	2	2:05.252	42.646	45.452	37.154	261.5	55:33.611
22	2	2:03.918	42.262	44.891	36.765	265.4	57:37.529
23	2	2:05.017	43.018	44.790	37.209	260.2	59:42.546
24	2	2:05.001	42.668	45.670	36.663	260.2	1:01:47.547
25	2	2:02.463	41.914	44.264	36.285	263.4	1:03:50.010
26	2	2:02.802	41.724	44.451	36.627	261.5	1:05:52.812
27	2	2:12.305 B	42.488	44.848	44.969	262.8	1:08:05.117
28	2	4:50.055	3:29.607	44.672	35.776	260.2	1:12:55.172
29	2	2:00.110	40.979	43.167	35.964	262.1	1:14:55.282
30	2	2:07.882 B	41.578	43.081	43.223	263.4	1:17:03.164
31	3	4:22.293	3:02.434	43.004	36.855	260.9	1:21:25.457
32	3	1:59.009	40.610	42.559	35.840	263.4	1:23:24.466
33	3	1:58.667	40.438	41.982	36.247	265.4	1:25:23.133
34	3	2:00.760	41.035	44.015	35.710	264.1	1:27:23.893
35	3	1:58.758	40.192	42.862	35.704	261.5	1:29:22.651
36	3	1:58.060	40.437	42.193	35.430	262.8	1:31:20.711

26 **Signatech Nissan** — Oreca 03 - Nissan, LMP2
1.Nelson Panciatici 2.Pierre Ragues 3.Roman Rusinov

Lap	D	Time	Sector 1	Sector 2	Sector 3	T. Spd	Elapsed
1	2	2:20.152	53.548	48.066	38.538	254.7	2:20.152
2	2	2:00.998	41.533	43.290	36.175	262.8	4:21.150
3	2	2:15.464	41.505	57.826	36.133	262.1	6:36.614
4	2	1:58.990	40.718	42.664	35.608	263.4	8:35.604
5	2	2:00.077	40.591	43.379	36.107	262.8	10:35.681
6	2	2:00.157	40.906	43.354	35.897	265.4	12:35.838
7	2	2:00.074	40.982	43.468	35.624	263.4	14:35.912
8	2	2:07.179 B	40.960	43.348	42.871	263.4	16:43.091
9	3	7:04.476	5:44.126	43.487	36.863	262.1	23:47.567
10	3	2:00.390	41.242	42.801	36.347	260.9	25:47.957
11	3	2:00.463	41.131	43.033	36.299	260.9	27:48.420
12	3	1:59.631	41.206	42.556	35.869	261.5	29:48.051
13	3	2:01.061	40.916	44.094	36.051	262.1	31:49.112
14	3	1:59.230	40.968	42.480	35.782	263.4	33:48.342
15	3	1:59.763	40.772	43.357	35.634	264.1	35:48.105
16	3	2:01.443	41.308	44.166	35.969	262.8	37:49.548
17	3	1:58.982	40.667	42.670	35.645	263.4	39:48.530
18	3	2:07.299 B	40.600	43.166	43.533	265.4	41:55.829
19	1	5:12.920	3:48.629	46.604	37.687	251.7	47:08.749
20	1	2:01.709	42.280	43.008	36.421	262.8	49:10.458
21	1	2:02.188	41.734	44.211	36.243	264.1	51:12.646
22	1	2:00.573	41.659	42.891	36.023	264.7	53:13.219

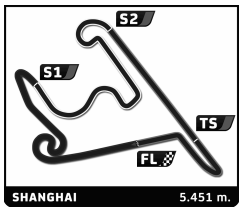

FIA WEC
6 Hours of Shanghai
Free Practice 1
Sector Analysis

Personal Best | Session Best | B Crossing the finish line in pit lane

Lap	D	Time	Sector 1	Sector 2	Sector 3	T. Spd	Elapsed
23	1	2:02.528	41.555	43.936	37.037	262.1	55:15.747
24	1	2:01.217	41.546	43.071	36.600	265.4	57:16.964
25	1	2:01.650	42.782	42.882	35.986	262.1	59:18.614
26	1	2:01.691	41.280	44.342	36.069	260.9	1:01:20.305
27	1	2:11.171 B	41.246	43.559	46.366	262.1	1:03:31.476
28	2	3:49.833	2:28.726	44.333	36.774	261.5	1:07:21.309
29	2	2:03.068	41.454	45.110	36.504	262.1	1:09:24.377
30	2	2:01.324	41.775	43.514	36.035	262.1	1:11:25.701
31	2	2:01.122	41.711	43.331	36.080	260.9	1:13:26.823
32	2	2:02.085	42.242	43.710	36.133	261.5	1:15:28.908
33	2	2:08.425 B	41.518	43.649	43.258	262.1	1:17:37.333
34	3	4:04.705 B	2:10.881	52.660	1:01.164	148.8	1:21:42.038

29 Gulf Racing Middle East — Lola B12/80 Coupé - Nissan
1.Fabien Giroix 3.Jean-Denis Deletraz — LMP2
2.Keiko Ihara

Lap	D	Time	Sector 1	Sector 2	Sector 3	T. Spd	Elapsed
1	1	2:43.939 B	1:08.121	47.410	48.408	241.6	2:43.939
2	1	4:02.556	2:40.878	44.357	37.321	258.4	6:46.495
3	1	2:02.697	41.730	44.337	36.630	264.1	8:49.192
4	1	2:00.213	40.681	43.043	36.489	264.7	10:49.405
5	1	2:03.338	41.696	45.261	36.381	266.0	12:52.743
6	1	2:01.013	41.181	43.561	36.271	264.1	14:53.756
7	1	2:39.617 B	56.236	53.075	50.306	205.3	17:33.373
8	1	4:20.802	2:59.913	43.930	36.959	262.8	21:54.175
9	1	2:02.256	41.693	43.963	36.600	263.4	23:56.431
10	1	2:02.073	41.874	43.715	36.484	263.4	25:58.504
11	1	2:01.448	41.420	43.514	36.514	263.4	27:59.952
12	1	2:01.684	41.622	43.625	36.437	262.8	30:01.636
13	1	2:19.274 B	43.557	47.812	47.905	206.1	32:20.910
14	3	3:59.907	2:34.379	47.830	37.698	261.5	36:20.817
15	3	2:07.577	43.706	45.902	37.969	264.1	38:28.394
16	3	2:04.740	42.554	45.190	36.996	262.8	40:33.134
17	3	2:04.244	43.172	44.595	36.477	261.5	42:37.378
18	3	2:03.231	41.857	44.354	37.020	262.8	44:40.609
19	3	2:02.094	41.656	44.174	36.264	264.1	46:42.703
20	3	2:15.508 B	43.627	45.537	46.344	263.4	48:58.211
21	3	9:38.285	8:15.426	45.889	36.970	259.0	58:36.496
22	3	2:03.196	41.747	44.896	36.553	259.6	1:00:39.692
23	3	2:02.218	41.666	44.043	36.509	261.5	1:02:41.910
24	3	2:01.449	41.363	43.720	36.366	262.8	1:04:43.359
25	3	2:14.512 B	41.950	44.112	48.450	258.4	1:06:57.871
26	2	4:55.247	3:25.077	50.886	39.284	252.3	1:11:53.118
27	2	2:11.082	45.521	47.210	38.351	261.5	1:14:04.200
28	2	2:11.964	44.657	49.012	38.295	259.0	1:16:16.164
29	2	2:08.129	43.571	47.078	37.480	261.5	1:18:24.293
30	2	2:06.761	43.090	46.344	37.327	262.1	1:20:31.054
31	2	2:05.487	42.234	45.764	37.489	264.7	1:22:36.541
32	2	2:07.526	44.111	46.010	37.405	260.9	1:24:44.067
33	2	2:06.591	42.841	46.797	36.953	262.1	1:26:50.658
34	2	2:05.672	41.934	45.140	38.598	260.2	1:28:56.330
35	2	2:05.414	42.187	46.318	36.909	263.4	1:31:01.744

31 Lotus — Lola B12/80 Coupé - Lotus
1.Thomas Holzer — LMP2
2.Mirco Schultis

Lap	D	Time	Sector 1	Sector 2	Sector 3	T. Spd	Elapsed
1	2	3:18.200 B	1:29.032	55.273	53.895	189.8	3:18.200
2	2	7:26.038	5:50.207	55.610	40.221	249.4	10:44.238
3	2	2:15.818	45.778	50.937	39.103	242.7	13:00.056
4	2	2:12.777	44.737	49.514	38.526	262.1	15:12.833
5	2	2:11.926	44.030	49.095	38.801	255.3	17:24.759
6	2	2:10.568	44.298	47.846	38.424	262.1	19:35.327
7	2	2:09.832	44.627	46.841	38.364	261.5	21:45.159
8	2	2:09.271	44.093	47.580	37.598	262.8	23:54.430
9	2	2:19.382 B	44.979	47.139	47.264	262.8	26:13.812
10	1	8:46.734	7:23.458	46.422	36.854	264.1	35:00.546
11	1	2:03.092	41.583	44.991	36.518	263.4	37:03.638
12	1	2:02.126	41.250	44.447	36.429	264.1	39:05.764
13	1	2:00.256	41.335	42.964	35.957	264.1	41:06.020
14	1	1:59.418	40.674	42.766	35.978	266.0	43:05.438
15	1	2:00.245	40.454	42.975	36.816	267.3	45:05.683
16	1	2:13.103 B	41.097	45.030	46.976	211.8	47:18.786
17	1	7:32.913	6:10.428	45.902	36.583	262.8	54:51.699
18	1	1:58.602	40.414	42.472	35.716	265.4	56:50.301
19	1	1:58.053	40.158	42.129	35.766	264.7	58:48.354
20	1	1:57.746	40.124	42.210	35.412	264.7	1:00:46.100
21	1	1:59.149	40.461	42.734	35.954	265.4	1:02:45.249
22	1	1:59.507	40.879	42.750	35.878	266.7	1:04:44.756
23	1	2:15.711 B	42.082	44.105	49.524	266.7	1:07:00.467
24	2	8:34.383	7:10.370	46.584	37.429	262.1	1:15:34.850
25	2	2:04.922	43.338	44.968	36.616	264.1	1:17:39.772
26	2	2:03.483	42.743	44.592	36.148	264.7	1:19:43.255
27	2	2:04.104	42.921	44.405	36.778	264.1	1:21:47.359
28	2	2:04.047	43.351	44.229	36.467	264.1	1:23:51.406
29	2	2:03.023	41.955	44.224	36.844	261.5	1:25:54.429
30	2	2:04.160	42.483	44.614	37.063	262.8	1:27:58.589
31	2	2:04.218	42.597	44.884	36.737	264.7	1:30:02.807

32 Lotus — Lola B12/80 Coupé - Lotus
1.Jan Charouz 3.Kevin Weeda — LMP2
2.James Rossiter

Lap	D	Time	Sector 1	Sector 2	Sector 3	T. Spd	Elapsed
1	2	2:22.203	59.901	45.137	37.165	257.8	2:22.203
2	2	2:09.030 B	41.357	42.901	44.772	264.7	4:31.233
3	2	8:23.607	7:03.146	44.390	36.071	263.4	12:54.840
4	2	2:01.280	40.627	43.439	37.214	271.4	14:56.120
5	2	1:59.162	40.856	42.602	35.704	270.0	16:55.282
6	2	1:59.437	40.515	43.483	35.439	268.7	18:54.719
7	2	1:58.150	40.425	42.296	35.429	268.7	20:52.869
8	2	1:59.879	40.386	43.817	35.676	270.0	22:52.748
9	2	2:04.874 B	40.524	42.529	41.821	268.7	24:57.622

41 Greaves Motorsport — Zytek Z11SN - Nissan
1.Christian Zugel 3.Elton Julian — LMP2
2.Ricardo Gonzalez

Lap	D	Time	Sector 1	Sector 2	Sector 3	T. Spd	Elapsed
1	3	2:52.451 B	1:18.614	46.558	47.279	240.0	2:52.451
2	3	12:11.385	...	45.487	37.393	240.5	15:03.836
3	3	2:02.847	42.006	43.820	37.021	260.9	17:06.683
4	3	2:11.999 B	41.735	44.719	45.545	258.4	19:18.682
5	3	3:45.891	2:24.954	44.056	36.881	252.9	23:04.573
6	3	2:02.229	41.363	43.959	36.907	254.1	25:06.802
7	3	2:02.494	41.282	44.590	36.622	257.8	27:09.296
8	3	2:01.478	41.256	43.778	36.444	256.5	29:10.774
9	3	2:02.135	41.103	44.668	36.364	255.3	31:12.909
10	3	2:00.801	41.207	43.240	36.354	257.8	33:13.710
11	3	2:11.168 B	42.102	43.736	45.330	258.4	35:24.878
12	3	8:30.494	7:09.480	44.055	36.959	232.8	43:55.372
13	3	1:59.150	40.636	42.460	36.054	256.5	45:54.522
14	3	1:58.757	40.622	42.354	35.781	258.4	47:53.279
15	3	1:59.032	40.593	42.620	35.819	258.4	49:52.311

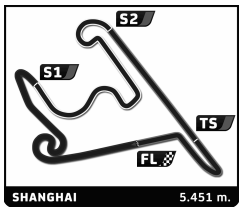

FIA WEC
6 Hours of Shanghai
Free Practice 1
Sector Analysis

Personal Best | Session Best | B Crossing the finish line in pit lane

Lap	D	Time	Sector 1	Sector 2	Sector 3	T. Spd	Elapsed
16	3	2:10.514 B	41.760	43.361	45.393	257.8	52:02.825
17	1	5:47.949 B	3:11.774	1:31.183	1:04.992	136.9	57:50.774
18	1	10:38.056	9:03.630	52.738	41.688	240.5	1:08:28.830
19	1	2:17.367	47.076	51.161	39.130	250.0	1:10:46.197
20	1	2:13.341	44.649	49.815	38.877	250.6	1:12:59.538
21	1	2:10.890	44.131	48.746	38.013	252.9	1:15:10.428
22	1	2:11.146	43.861	48.449	38.836	254.7	1:17:21.574
23	1	2:20.567 B	44.017	47.981	48.569	253.5	1:19:42.141
24	2	4:01.707	2:39.617	45.087	37.003	255.3	1:23:43.848
25	2	2:00.327	41.201	42.637	36.489	255.3	1:25:44.175
26	2	1:59.634	41.103	42.408	36.123	255.9	1:27:43.809
27	2	2:00.762	40.960	42.684	37.118	259.6	1:29:44.571
28	2	2:00.373	41.498	42.769	36.106	256.5	1:31:44.944

44 **Starworks Motorsports** — HPD ARX 03b - Honda — LMP2
1.Vicente Potolicchio 2.Ryan Dalziel 3.Stéphane Sarrazin

Lap	D	Time	Sector 1	Sector 2	Sector 3	T. Spd	Elapsed
1	2	2:49.083 B	1:14.852	47.220	47.011	232.8	2:49.083
2	2	6:28.432	5:06.647	44.337	37.448	234.8	9:17.515
3	2	2:00.169	41.177	42.695	36.297	265.4	11:17.684
4	2	2:00.164	40.715	43.130	36.319	266.7	13:17.848
5	2	2:01.470	42.264	42.816	36.390	262.8	15:19.318
6	2	2:01.874	41.523	43.781	36.570	264.7	17:21.192
7	2	2:00.175	41.108	42.575	36.492	263.4	19:21.367
8	2	2:02.593	40.949	45.471	36.173	262.1	21:23.960
9	2	1:58.870	40.570	42.420	35.880	262.8	23:22.830
10	2	1:58.343	40.506	42.128	35.709	261.5	25:21.173
11	2	2:07.118 B	40.667	42.759	43.692	262.1	27:28.291
12	2	11:14.943	9:56.425	42.598	35.920	263.4	38:43.234
13	2	2:01.834	40.695	43.214	37.925	262.1	40:45.068
14	2	1:59.207	40.855	42.470	35.882	260.9	42:44.275
15	2	1:58.019	40.511	42.135	35.373	264.1	44:42.294
16	2	2:08.413 B	41.536	43.140	43.737	265.4	46:50.707
17	2	7:28.388	6:10.012	42.514	35.862	260.2	54:19.095
18	2	1:58.268	40.566	42.078	35.624	261.5	56:17.363
19	2	1:58.520	40.592	42.188	35.740	264.1	58:15.883
20	2	2:06.618 B	40.635	42.540	43.443	260.9	1:00:22.501
21	1	11:32.910	...	46.953	38.351	259.0	1:11:55.411
22	1	2:04.754	42.528	45.147	37.079	256.5	1:14:00.165
23	1	2:03.030	41.687	44.794	36.549	259.0	1:16:03.195
24	1	2:01.409	41.285	43.625	36.499	259.0	1:18:04.604
25	1	2:02.185	42.264	43.553	36.368	260.9	1:20:06.789
26	1	2:00.982	41.124	43.363	36.495	259.6	1:22:07.771
27	1	2:01.306	41.528	43.065	36.713	260.9	1:24:09.077
28	1	2:00.613	41.633	43.009	35.971	260.2	1:26:09.690
29	1	2:00.171	40.824	43.248	36.099	260.9	1:28:09.861
30	1	1:59.980	41.143	42.961	35.876	260.9	1:30:09.841

49 **Pecom Racing** — Oreca 03 - Nissan — LMP2
1.Luis Perez Companc 2.Nicolas Minassian 3.Pierre Kaffer

Lap	D	Time	Sector 1	Sector 2	Sector 3	T. Spd	Elapsed
1	1	2:33.668 B	55.885	51.120	46.663	215.1	2:33.668
2	2	6:23.689	5:01.870	44.572	37.247	266.0	8:57.357
3	2	2:00.522	41.483	42.483	36.556	267.3	10:57.879
4	2	1:59.174	40.843	42.457	35.874	268.7	12:57.053
5	2	1:59.279	40.815	42.587	35.877	270.0	14:56.332
6	2	2:01.123	41.776	43.715	35.632	269.3	16:57.455
7	2	1:58.881	40.608	42.537	35.736	268.0	18:56.336
8	2	2:08.310 B	41.049	42.310	44.951	269.3	21:04.646
9	2	9:46.812	8:23.631	42.536	40.645	223.6	30:51.458
10	2	2:01.012	41.583	42.411	37.018	268.0	32:52.470
11	2	1:59.621	40.841	43.214	35.566	266.7	34:52.091
12	2	1:58.678	40.691	42.509	35.478	265.4	36:50.769
13	2	1:57.851	40.484	41.917	35.450	266.7	38:48.620
14	2	2:06.649 B	40.746	42.498	43.405	265.4	40:55.269
15	1	5:45.013	4:20.888	46.444	37.681	262.8	46:40.282
16	1	2:03.983	42.389	44.700	36.894	264.1	48:44.265
17	1	2:03.359	41.877	44.680	36.802	266.0	50:47.624
18	1	2:02.606	41.765	43.702	37.139	265.4	52:50.230
19	1	2:04.724	44.142	43.842	36.740	266.7	54:54.954
20	1	2:09.653 B	41.461	43.492	44.700	264.7	57:04.607
21	1	3:39.406	2:19.981	42.780	36.645	262.8	1:00:44.013
22	1	1:59.759	40.949	42.524	36.286	263.4	1:02:43.772
23	1	2:00.039	41.050	42.888	36.101	264.7	1:04:43.811
24	1	2:02.296	42.095	43.842	36.359	266.0	1:06:46.107
25	1	1:59.500	40.981	42.645	35.874	264.1	1:08:45.607
26	1	2:09.266 B	40.637	44.106	44.523	264.1	1:10:54.873
27	3	3:43.227	2:19.220	46.807	37.200	260.9	1:14:38.100
28	3	2:02.528	41.627	44.298	36.603	262.8	1:16:40.628
29	3	2:00.459	40.657	43.647	36.155	265.4	1:18:41.087
30	3	2:03.762	41.522	45.854	36.386	263.4	1:20:44.849
31	3	2:02.844	43.012	43.783	36.049	262.8	1:22:47.693
32	3	2:01.349	41.386	42.754	37.209	264.7	1:24:49.042
33	3	2:10.975	40.353	47.892	42.730	198.5	1:27:00.017
34	3	1:57.930	40.055	41.743	36.132	264.1	1:28:57.947
35	3	2:00.959	41.175	43.296	36.488	267.3	1:30:58.906

50 **Larbre Competition** — Chevrolet Corvette C6-ZR1 — LMGTE Am
1.Patrick Bornhauser 2.Julien Canal 3.Pedro Lamy

Lap	D	Time	Sector 1	Sector 2	Sector 3	T. Spd	Elapsed
1	3	3:19.993 B	1:35.496	51.193	53.304	219.5	3:19.993
2	3	2:58.037 B	1:18.799	50.097	49.141	250.6	6:18.030
3	3	4:53.150	3:25.063	48.208	39.879	252.9	11:11.180
4	3	2:12.360	45.201	48.262	38.897	254.1	13:23.540
5	3	2:10.491	44.764	47.435	38.292	254.1	15:34.031
6	3	2:09.569	44.211	47.384	37.974	253.5	17:43.600
7	3	2:13.438	46.826	47.992	38.620	254.1	19:57.038
8	3	2:10.221	44.153	47.652	38.416	251.7	22:07.259
9	3	2:19.570 B	44.473	48.310	46.787	254.7	24:26.829
10	1	5:11.658	3:39.477	51.182	40.999	245.5	29:38.487
11	1	2:17.720	46.710	49.864	41.146	246.0	31:56.207
12	1	2:15.447	45.777	49.348	40.322	251.2	34:11.654
13	1	2:13.366	45.233	48.842	39.291	254.7	36:25.020
14	1	2:12.732	44.911	48.678	39.143	252.9	38:37.752
15	1	2:13.129	45.308	48.487	39.334	251.7	40:50.881
16	1	2:19.809 B	44.883	48.594	46.332	254.1	43:10.690
17	2	5:20.573	3:47.428	52.096	41.049	248.3	48:31.263
18	2	2:18.052	46.864	50.659	40.529	251.2	50:49.315
19	2	2:15.606	47.167	48.629	39.810	251.7	53:04.921
20	2	2:13.382	45.226	48.593	39.563	254.7	55:18.303
21	2	2:13.111	45.060	48.880	39.171	253.5	57:31.414
22	2	2:12.769	45.319	48.845	38.605	252.9	59:44.183
23	2	2:25.069 B	45.080	49.027	50.962	251.7	1:02:09.252
24	2	3:44.783	2:18.205	48.112	38.466	251.7	1:05:54.035
25	2	2:09.781	44.104	47.267	38.410	254.7	1:08:03.816
26	2	2:09.134	43.966	47.192	37.976	253.5	1:10:12.950
27	2	2:10.024	44.094	47.078	38.852	251.7	1:12:22.974

FIA WORLD ENDURANCE CHAMPIONSHIP

6 HOURS OF SHANGHAI

ROLEX

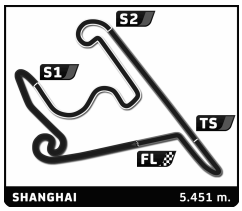

FIA WEC
6 Hours of Shanghai
Free Practice 1
Sector Analysis

Personal Best | Session Best | B Crossing the finish line in pit lane

Lap	D	Time	Sector 1	Sector 2	Sector 3	T. Spd	Elapsed
28	2	2:09.331	44.123	47.169	38.039	252.9	1:14:32.305
29	2	2:18.998 B	43.947	47.704	47.347	254.1	1:16:51.303
30	1	5:44.729	4:17.421	48.764	38.544	251.7	1:22:36.032
31	1	2:12.679	45.368	47.820	39.491	251.7	1:24:48.711
32	1	2:44.124	1:17.504	47.653	38.967	254.1	1:27:32.835
33	1	2:14.226	44.563	49.526	40.137	227.8	1:29:47.061
34	1	2:10.701	44.524	47.640	38.537	255.9	1:31:57.762

51 AF Corse — Ferrari F458 Italia — LMGTE Pro
1.Giancarlo Fisichella
2.Gianmaria Bruni

Lap	D	Time	Sector 1	Sector 2	Sector 3	T. Spd	Elapsed
1	1	2:56.181 B	1:19.243	48.103	48.835	251.2	2:56.181
2	1	3:51.658	2:25.728	47.124	38.806	251.7	6:47.839
3	1	2:09.938	43.896	46.864	39.178	252.3	8:57.777
4	1	2:09.745	44.084	46.924	38.737	251.7	11:07.522
5	1	2:09.408	43.844	47.320	38.244	254.1	13:16.930
6	1	2:09.112	43.864	47.012	38.236	254.1	15:26.042
7	1	2:08.866	43.862	46.772	38.232	254.7	17:34.908
8	1	2:09.878	44.135	47.356	38.387	253.5	19:44.786
9	1	2:08.970	43.859	46.877	38.234	253.5	21:53.756
10	1	2:17.209 B	44.235	47.416	45.558	252.9	24:10.965
11	1	6:29.456	5:03.378	47.686	38.392	251.7	30:40.421
12	1	2:07.628	43.236	46.443	37.949	252.3	32:48.049
13	1	2:14.979	44.104	49.932	40.943	210.1	35:03.028
14	1	2:08.105	43.325	46.942	37.838	255.9	37:11.133
15	1	2:08.383	43.933	46.517	37.933	255.3	39:19.516
16	1	2:07.937	43.586	46.514	37.837	254.7	41:27.453
17	1	2:18.931 B	44.487	48.275	46.169	252.3	43:46.384
18	1	5:07.133	3:38.610	48.916	39.607	252.3	48:53.517
19	1	2:09.246	43.960	47.073	38.213	254.1	51:02.763
20	1	2:08.180	43.674	46.614	37.892	256.5	53:10.943
21	1	2:14.824 B	43.680	46.809	44.335	255.3	55:25.767
22	2	7:32.323	6:05.746	47.727	38.850	250.6	1:02:58.090
23	2	2:10.351	44.191	47.173	38.987	249.4	1:05:08.441
24	2	2:08.851	44.087	46.732	38.032	251.7	1:07:17.292
25	2	2:09.862	43.692	47.712	38.458	254.1	1:09:27.154
26	2	2:08.180	43.540	46.306	38.334	252.9	1:11:35.334
27	2	2:07.621	43.248	46.237	38.136	250.0	1:13:42.955
28	2	2:15.556 B	43.925	47.005	44.626	251.2	1:15:58.511
29	2	8:34.766	7:07.857	47.113	39.796	252.9	1:24:33.277
30	2	2:07.946	43.798	46.452	37.696	252.9	1:26:41.223
31	2	2:06.861	43.062	46.136	37.663	255.3	1:28:48.084
32	2	2:08.200	43.919	46.537	37.744	251.7	1:30:56.284

55 JWA-Avila — Porsche 911 RSR (997) — LMGTE Am
1.Joël Camathias
2.Matt Bell
3.Paul Daniels

Lap	D	Time	Sector 1	Sector 2	Sector 3	T. Spd	Elapsed
1	1	3:15.533 B	1:30.858	53.146	51.529	207.7	3:15.533
2	1	4:45.772	3:16.307	48.546	40.919	216.0	8:01.305
3	1	2:12.220	44.634	48.386	39.200	253.5	10:13.525
4	1	2:11.474	44.769	47.686	39.019	252.9	12:24.999
5	1	3:38.604 B	47.076	1:11.565	1:39.963	70.5	16:03.603
6	1	15:51.340	...	47.728	39.250	252.3	31:54.943
7	1	2:12.044	44.534	47.740	39.770	248.8	34:06.987
8	1	2:10.517	44.133	47.591	38.793	252.9	36:17.504
9	1	2:16.840 B	44.099	47.315	45.426	252.9	38:34.344
10	3	4:37.760	2:58.548	56.685	42.527	242.7	43:12.104
11	3	2:23.178	48.584	52.851	41.743	247.7	45:35.282
12	3	2:24.818	48.642	54.255	41.921	248.3	48:00.100
13	3	2:24.198	49.519	53.150	41.529	247.1	50:24.298
14	3	2:22.925	48.291	53.263	41.371	248.3	52:47.223
15	3	2:26.243	50.259	54.204	41.780	236.8	55:13.466
16	3	2:23.879	48.460	54.465	40.954	248.3	57:37.345
17	3	2:20.921	48.112	51.944	40.865	248.3	59:58.266
18	3	2:21.132	47.308	52.334	41.490	243.8	1:02:19.398
19	3	2:20.716	47.879	51.945	40.892	245.5	1:04:40.114
20	3	2:34.136 B	48.036	52.227	53.873	247.1	1:07:14.250
21	2	4:34.190	3:02.820	51.046	40.324	241.6	1:11:48.440
22	2	2:16.416	46.786	49.573	40.057	247.1	1:14:04.856
23	2	2:13.124	45.812	48.217	39.095	250.6	1:16:17.980
24	2	2:11.087	44.608	47.748	38.731	251.2	1:18:29.067
25	2	2:10.934	44.124	48.467	38.343	252.3	1:20:40.001
26	2	2:13.361	45.421	49.384	38.556	250.6	1:22:53.362
27	2	2:10.989	44.384	48.286	38.319	251.2	1:25:04.351
28	2	2:10.782	44.833	47.524	38.425	252.3	1:27:15.133
29	2	2:10.617	44.362	47.564	38.691	250.6	1:29:25.750
30	2	2:11.794	45.834	47.699	38.261	251.2	1:31:37.544

57 Krohn Racing — Ferrari F458 Italia — LMGTE Am
1.Tracy Krohn
2.Niclas Jönsson
3.Michele Rugolo

Lap	D	Time	Sector 1	Sector 2	Sector 3	T. Spd	Elapsed
1	2	3:03.783 B	1:06.899	1:00.825	56.059	211.4	3:03.783
2	2	5:24.642	3:58.020	47.609	39.013	252.3	8:28.425
3	2	2:09.267	43.823	47.165	38.279	254.7	10:37.692
4	2	2:08.345	43.721	46.641	37.983	253.5	12:46.037
5	2	2:09.998	43.635	47.686	38.677	254.7	14:56.035
6	2	2:10.373	44.766	47.441	38.166	254.7	17:06.408
7	2	2:11.393	44.943	48.008	38.442	255.3	19:17.801
8	2	2:10.549	44.188	48.086	38.275	254.1	21:28.350
9	2	2:17.968 B	44.247	47.379	46.342	254.7	23:46.318
10	1	6:25.308	4:48.451	57.027	39.830	252.9	30:11.626
11	1	2:16.603	46.158	51.014	39.431	251.2	32:28.229
12	1	2:15.402	45.533	50.740	39.129	252.3	34:43.631
13	1	2:13.640	44.948	50.167	38.525	254.7	36:57.271
14	1	2:12.338	44.736	48.960	38.642	254.7	39:09.609
15	1	2:13.010	44.751	49.368	38.891	252.3	41:22.619
16	1	2:48.176	45.317	1:23.643	39.216	253.5	44:10.795
17	1	2:12.954	45.329	48.715	38.910	255.9	46:23.749
18	1	2:13.507	45.006	49.547	38.954	253.5	48:37.256
19	1	2:12.216	45.230	48.430	38.556	257.1	50:49.472
20	1	2:12.557	45.507	48.343	38.707	252.9	53:02.029
21	1	2:21.251 B	45.446	49.586	46.219	252.3	55:23.280
22	3	5:48.350	4:15.060	50.598	42.692	232.3	1:01:11.630
23	3	2:14.162	45.073	50.051	39.038	252.3	1:03:25.792
24	3	2:11.029	44.379	48.092	38.558	251.7	1:05:36.821
25	3	2:09.923	44.428	47.194	38.301	252.9	1:07:46.744
26	3	2:09.022	44.021	46.874	38.127	252.9	1:09:55.766
27	3	2:18.798	51.180	49.053	38.565	252.3	1:12:14.564
28	3	2:08.628	43.732	46.876	38.020	254.1	1:14:23.192
29	3	2:19.524 B	43.928	48.483	47.113	236.8	1:16:42.716
30	1	4:10.148	2:41.002	49.848	39.298	251.7	1:20:52.864
31	1	2:13.077	45.784	48.722	38.571	252.3	1:23:05.941
32	1	2:12.404	44.882	49.090	38.432	251.7	1:25:18.345
33	1	2:11.202	44.798	48.255	38.149	252.9	1:27:29.547
34	1	2:11.604	44.864	48.401	38.339	250.6	1:29:41.151
35	1	2:11.956	44.993	48.724	38.239	251.7	1:31:53.107

FIA WORLD ENDURANCE CHAMPIONSHIP

6 HOURS OF SHANGHAI

ROLEX

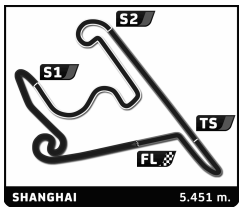

FIA WEC
6 Hours of Shanghai
Free Practice 1
Sector Analysis

Personal Best | Session Best | B Crossing the finish line in pit lane

61 — AF Corse-Waltrip — Ferrari F458 Italia — LMGTE Am
1.Robert Kauffman 2.Rui Aguas 3.Marco Cioci

Lap	D	Time	Sector 1	Sector 2	Sector 3	T. Spd	Elapsed
1	3	3:05.346 B	1:21.181	53.550	50.615	213.4	3:05.346
2	3	3:36.259	2:05.163	50.760	40.336	243.8	6:41.605
3	3	2:18.850	45.978	50.402	42.470	213.4	9:00.455
4	3	2:14.679	46.045	48.979	39.655	248.8	11:15.134
5	3	2:13.333	45.223	48.983	39.127	251.2	13:28.467
6	3	2:11.623	44.904	48.053	38.666	252.3	15:40.090
7	3	2:11.001	44.439	47.778	38.784	252.9	17:51.091
8	3	2:10.638	44.443	47.567	38.628	253.5	20:01.729
9	3	2:10.259	44.599	47.395	38.265	253.5	22:11.988
10	3	2:10.992	44.474	48.014	38.504	252.9	24:22.980
11	3	2:22.360 B	45.460	50.202	46.698	245.5	26:45.340
12	1	10:30.026	8:54.827	54.511	40.688	252.3	37:15.366
13	1	2:18.831	47.013	50.848	40.970	252.3	39:34.197
14	1	2:16.884	46.487	49.383	41.014	247.7	41:51.081
15	1	2:16.879	45.695	49.954	41.230	252.9	44:07.960
16	1	2:14.459	45.212	49.146	40.101	251.7	46:22.419
17	1	2:16.225	45.728	50.431	40.066	247.1	48:38.644
18	1	2:14.201	45.978	49.318	38.905	254.1	50:52.845
19	1	2:27.214 B	46.705	50.004	50.505	233.3	53:20.059
20	1	4:15.976	2:45.471	50.364	40.141	250.0	57:36.035
21	1	2:16.857	47.388	49.754	39.715	248.3	59:52.892
22	1	2:14.260	45.458	49.432	39.370	248.3	1:02:07.152
23	1	2:13.796	45.373	49.507	38.916	250.6	1:04:20.948
24	1	2:24.690 B	45.882	49.884	48.924	249.4	1:06:45.638
25	2	3:50.669	2:21.323	49.632	39.714	250.0	1:10:36.307
26	2	2:11.840	44.636	48.773	38.431	252.3	1:12:48.147
27	2	2:12.171	43.826	47.225	41.120	253.5	1:15:00.318
28	2	2:30.430 B	45.002	47.983	57.445	250.6	1:17:30.748
29	2	3:33.657	2:07.087	47.895	38.675	252.3	1:21:04.405
30	2	2:09.548	43.987	47.108	38.453	251.2	1:23:13.953
31	2	2:09.786	43.966	47.147	38.673	250.6	1:25:23.739
32	2	2:09.537	43.761	46.919	38.857	256.5	1:27:33.276
33	2	2:11.711	44.167	48.646	38.898	250.6	1:29:44.987
34	2	2:08.846	43.774	46.952	38.120	254.1	1:31:53.833

70 — Larbre Competition — Chevrolet Corvette C6-ZR1 — LMGTE Am
1.Jean-Philippe Belloc 2.Christophe Bourret 3.Pascal Gibon

Lap	D	Time	Sector 1	Sector 2	Sector 3	T. Spd	Elapsed
1	1	4:21.418 B	2:22.389	58.534	1:00.495	169.5	4:21.418
2	1	5:11.744	3:38.544	51.942	41.258	234.8	9:33.162
3	1	2:15.434	46.081	49.773	39.580	250.0	11:48.596
4	1	2:12.805	45.035	48.587	39.183	252.9	14:01.401
5	1	2:12.269	44.995	48.414	38.860	254.1	16:13.670
6	1	2:12.067	45.094	48.528	38.445	253.5	18:25.737
7	1	2:11.963	44.648	48.373	38.942	254.1	20:37.700
8	1	2:21.285 B	45.560	48.701	47.024	251.2	22:58.985
9	3	6:03.444	4:28.146	53.427	41.871	244.3	29:02.429
10	3	2:20.484	48.237	51.396	40.851	250.6	31:22.913
11	3	2:18.514	47.025	51.042	40.447	251.7	33:41.427
12	3	2:17.177	46.222	50.673	40.282	252.9	35:58.604
13	3	2:16.828	45.923	50.934	39.971	252.9	38:15.432
14	3	2:16.500	46.215	50.410	39.875	251.2	40:31.932
15	3	2:16.553	46.310	50.290	39.953	252.3	42:48.485
16	3	2:17.303	46.016	51.057	40.230	251.2	45:05.788
17	3	2:15.977	45.967	50.015	39.995	254.1	47:21.765
18	3	2:26.158 B	46.651	50.726	48.781	252.3	49:47.923
19	2	5:06.856	3:30.192	53.935	42.729	247.1	54:54.779
20	2	2:23.999	48.209	53.956	41.834	247.7	57:18.778
21	2	2:17.192	46.399	50.706	40.087	250.6	59:35.970
22	2	2:18.330	46.275	51.900	40.155	249.4	1:01:54.300
23	2	2:15.927	45.939	50.365	39.623	250.0	1:04:10.227
24	2	2:15.137	45.789	49.862	39.486	251.2	1:06:25.364
25	2	2:14.505	45.561	49.778	39.166	254.1	1:08:39.869
26	2	2:16.904	45.882	51.408	39.614	252.3	1:10:56.773
27	2	2:31.292 B	47.611	52.067	51.614	250.6	1:13:28.065
28	1	4:39.485	3:07.993	52.066	39.426	248.8	1:18:07.550
29	1	2:09.382	44.046	46.934	38.402	254.7	1:20:16.932
30	1	2:09.990	44.108	47.539	38.343	252.9	1:22:26.922
31	1	2:09.122	43.888	47.159	38.075	254.7	1:24:36.044
32	1	2:08.968	43.607	47.181	38.180	252.9	1:26:45.012
33	1	2:13.059	43.764	47.958	41.337	251.7	1:28:58.071
34	1	2:12.431	45.077	47.719	39.635	253.5	1:31:10.502

71 — AF Corse — Ferrari F458 Italia — LMGTE Pro
1.Andrea Bertolini 2.Olivier Beretta

Lap	D	Time	Sector 1	Sector 2	Sector 3	T. Spd	Elapsed
1	2	3:28.509 B	1:15.709	51.667	1:21.133	101.5	3:28.509
2	2	23:02.854	...	48.730	39.868	249.4	26:31.363
3	2	2:12.030	45.394	48.012	38.624	252.3	28:43.393
4	2	2:20.278 B	46.852	48.039	45.387	252.9	31:03.671
5	2	36:48.143	...	47.407	38.676	253.5	1:07:51.814
6	2	2:09.580	44.417	47.028	38.135	253.5	1:10:01.394
7	2	2:10.173	44.662	47.412	38.099	252.9	1:12:11.567
8	2	2:07.940	43.592	46.482	37.866	253.5	1:14:19.507
9	2	2:08.908	43.759	47.273	37.876	254.1	1:16:28.415
10	2	2:16.737 B	43.803	47.149	45.785	257.1	1:18:45.152
11	1	3:34.475	2:07.025	48.536	38.914	252.3	1:22:19.627
12	1	2:10.004	43.971	47.806	38.227	253.5	1:24:29.631
13	1	2:09.575	43.955	47.424	38.196	252.9	1:26:39.206
14	1	2:08.594	43.680	46.936	37.978	253.5	1:28:47.800
15	1	2:13.167	44.078	47.711	41.378	255.9	1:31:00.967

77 — Team Felbermayr-Proton — Porsche 911 RSR (997) — LMGTE Pro
1.Marc Lieb 2.Richard Lietz

Lap	D	Time	Sector 1	Sector 2	Sector 3	T. Spd	Elapsed
1	2	3:33.078 B	1:55.393	48.761	48.924	242.7	3:33.078
2	2	5:29.331	4:01.457	48.754	39.120	255.9	9:02.409
3	2	2:08.693	43.386	46.817	38.490	259.0	11:11.102
4	2	2:08.083	43.429	46.347	38.307	258.4	13:19.185
5	2	2:07.419	43.037	46.852	37.530	258.4	15:26.604
6	2	2:12.616	43.633	46.930	42.053	187.2	17:39.220
7	2	2:07.715	43.447	46.738	37.530	259.0	19:46.935
8	2	2:15.471 B	43.988	47.139	44.344	259.0	22:02.406
9	2	9:27.353	8:01.751	47.282	38.320	256.5	31:29.759
10	2	2:08.417	43.880	46.672	37.865	256.5	33:38.176
11	2	2:07.592	43.775	46.246	37.571	257.8	35:45.768
12	2	2:06.834	43.101	46.339	37.394	258.4	37:52.602
13	2	2:07.479	43.403	46.589	37.487	258.4	40:00.081
14	2	2:16.287 B	43.271	46.669	46.347	238.4	42:16.368
15	2	4:40.294	3:14.117	47.793	38.384	258.4	46:56.662
16	2	2:09.281	43.351	46.927	39.003	259.0	49:05.943
17	2	2:17.097 B	44.064	47.357	45.676	259.0	51:23.040
18	1	3:40.666	2:13.249	48.397	39.020	256.5	55:03.706
19	1	2:12.171	44.748	49.006	38.417	257.8	57:15.877

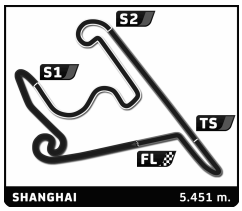

FIA WEC
6 Hours of Shanghai
Free Practice 1
Sector Analysis

Personal Best | Session Best | **B** Crossing the finish line in pit lane

Lap	D	Time	Sector 1	Sector 2	Sector 3	T. Spd	Elapsed
20	1	2:09.833	44.245	47.265	38.323	256.5	59:25.710
21	1	2:08.608	43.648	46.728	38.232	257.1	1:01:34.318
22	1	2:08.607	43.500	47.270	37.837	259.0	1:03:42.925
23	1	2:08.811	43.847	47.014	37.950	257.8	1:05:51.736
24	1	2:15.479 B	43.865	47.070	44.544	257.8	1:08:07.215
25	1	4:54.609	3:29.485	47.075	38.049	255.9	1:13:01.824
26	1	2:09.063	43.930	47.280	37.853	257.8	1:15:10.887
27	1	2:09.321	43.592	47.765	37.964	257.1	1:17:20.208
28	1	2:08.436	43.479	47.062	37.895	256.5	1:19:28.644
29	1	2:08.830	43.844	47.072	37.914	257.1	1:21:37.474
30	1	2:09.032	43.847	47.459	37.726	257.8	1:23:46.506
31	1	2:09.048	43.678	47.269	38.101	256.5	1:25:55.554
32	1	2:16.444 B	44.234	47.456	44.754	257.8	1:28:11.998

88 Team Felbermayr-Proton — Porsche 911 RSR (997)
1.Christian Ried 2.Gianluca Roda 3.Paolo Ruberti — LMGTE Am

Lap	D	Time	Sector 1	Sector 2	Sector 3	T. Spd	Elapsed
1	2	3:09.932	1:35.809	51.414	42.709	216.0	3:09.932
2	2	2:20.571	50.993	49.976	39.602	252.9	5:30.503
3	2	2:13.065	44.913	49.173	38.979	252.3	7:43.568
4	2	2:12.067	44.556	48.892	38.619	255.3	9:55.635
5	2	2:11.971	44.813	48.894	38.264	254.7	12:07.606
6	2	2:21.071 B	45.181	49.231	46.659	256.5	14:28.677
7	2	42:30.413	...	52.308	39.851	227.8	56:59.090
8	2	2:14.993	45.828	50.096	39.069	251.7	59:14.083
9	2	2:12.662	44.955	49.178	38.529	251.2	1:01:26.745
10	2	2:14.223	46.343	49.169	38.711	252.9	1:03:40.968
11	2	2:13.875	44.942	50.478	38.455	256.5	1:05:54.843
12	2	2:11.003	44.673	48.083	38.247	255.9	1:08:05.846
13	2	2:10.057	44.109	47.980	37.968	253.5	1:10:15.903
14	2	2:10.121	44.433	47.849	37.839	254.1	1:12:26.024
15	2	2:22.500 B	45.701	50.014	46.785	251.2	1:14:48.524
16	3	3:47.976	2:18.990	50.073	38.913	252.9	1:18:36.500
17	3	2:11.208	44.363	48.447	38.398	255.3	1:20:47.708
18	3	2:10.866	44.235	48.296	38.335	255.3	1:22:58.574
19	3	2:09.124	43.782	47.222	38.120	253.5	1:25:07.698
20	3	2:09.005	43.892	47.213	37.900	255.9	1:27:16.703
21	3	2:09.577	43.979	47.547	38.051	254.7	1:29:26.280
22	3	2:09.297	44.145	47.111	38.041	252.3	1:31:35.577

97 Aston Martin Racing — Aston Martin Vantage V8
1.Stefan Mücke 2.Darren Turner — LMGTE Pro

Lap	D	Time	Sector 1	Sector 2	Sector 3	T. Spd	Elapsed
1	2	3:29.946 B	1:50.353	50.128	49.465	248.8	3:29.946
2	2	4:50.806	3:24.727	47.578	38.501	252.3	8:20.752
3	2	2:07.806	43.288	46.410	38.108	252.3	10:28.558
4	2	2:06.985	43.044	45.966	37.975	253.5	12:35.543
5	2	2:07.428	43.475	46.069	37.884	252.9	14:42.971
6	2	2:08.029	43.585	46.398	38.046	252.3	16:51.000
7	2	2:07.243	43.274	46.157	37.812	255.3	18:58.243
8	2	2:17.195 B	44.522	47.603	45.070	252.3	21:15.438
9	2	8:53.855	7:28.426	47.084	38.345	249.4	30:09.293
10	2	2:07.641	43.390	46.192	38.059	251.2	32:16.934
11	2	2:08.393	43.887	46.482	38.024	251.7	34:25.327
12	2	2:07.249	43.294	46.028	37.927	252.3	36:32.576
13	2	2:18.347 B	44.668	47.069	46.610	246.6	38:50.923
14	1	5:13.692	3:44.471	49.660	39.561	250.0	44:04.615
15	1	2:10.442	44.656	47.412	38.374	251.7	46:15.057
16	1	2:09.154	44.102	46.827	38.225	252.3	48:24.211
17	1	2:07.515	43.513	45.992	38.010	252.9	50:31.726
18	1	2:13.064	47.637	47.025	38.402	252.3	52:44.790
19	1	2:09.900	44.060	47.120	38.720	253.5	54:54.690
20	1	2:08.516	44.075	46.561	37.880	254.7	57:03.206
21	1	2:16.957 B	43.520	47.535	45.902	251.7	59:20.163
22	1	9:09.269	7:42.198	48.441	38.630	252.9	1:08:29.432
23	1	2:09.037	44.418	46.637	37.982	254.1	1:10:38.469
24	1	2:08.258	43.756	46.858	37.644	252.3	1:12:46.727
25	1	2:06.975	43.269	45.933	37.773	252.9	1:14:53.702
26	1	2:15.405 B	43.793	46.579	45.033	252.9	1:17:09.107
27	1	4:18.081	2:52.289	47.107	38.685	247.7	1:21:27.188
28	1	2:07.498	43.409	46.208	37.881	252.3	1:23:34.686
29	1	2:13.978 B	43.306	46.282	44.390	251.2	1:25:48.664
30	2	3:07.800	1:42.098	46.583	39.119	248.8	1:28:56.464
31	2	2:08.306	43.735	46.583	37.988	254.1	1:31:04.770