

FIA WEC
60th Annual 12 Hours of Sebring
Free Practice 3

Sector Analysis

Personal Best Session Best B Crossing the finish line in pit lane

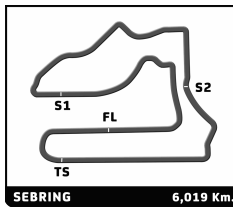
Lap	D	Time	Sector 1	Sector 2	Sector 3	T. Spd	Elapsed	Lap	D	Time	Sector 1	Sector 2	Sector 3	T. Spd	Elapsed
11	3	1:55.627	34.879	40.791	39.957	261.9	32:25.614	2	1	6:13.490B	36.114	47.770	4:49.606	167.4	8:57.708
12	3	1:56.779	33.961	40.592	42.226	262.9	34:22.393	3	1	2:24.451	58.971	42.138	43.342	241.1	11:22.159
13	3	1:57.938	33.821	41.153	42.964	261.9	36:20.331	4	1	2:01.866	36.936	43.956	40.974	268.1	13:24.025
14	3	1:55.072	34.011	39.837	41.224	264.4	38:15.403	5	1	1:56.231	35.233	39.247	41.751	268.1	15:20.256
15	3	1:56.194	34.429	39.901	41.864	261.4	40:11.597	6	1	4:31.841B	33.720	38.714	3:19.407	268.6	19:52.097
16	3	5:30.418B	34.203	39.739	4:16.476	262.9	45:42.015	7	2	2:28.985	1:03.791	41.690	43.504	264.9	22:21.082
17	3	2:22.988	58.372	42.665	41.951	260.9	48:05.003	8	2	1:55.411	34.433	40.134	40.844	268.1	24:16.493
18	3	8:31.389B	36.583	40.357	7:14.449	238.1	56:36.392	9	2	13:02.299B	33.753	38.618	...	268.1	37:18.792
19	3	2:23.465	58.930	42.825	41.710	260.9	58:59.857	10	3	2:25.725	59.436	42.225	44.064	251.7	39:44.517
20	3	1:56.046	34.999	40.045	41.002	259.9	1:00:55.903	11	3	1:56.964	34.935	40.815	41.214	265.4	41:41.481
21	3	1:55.847	34.194	40.458	41.195	254.6	1:02:51.750	12	3	2:00.343	35.372	41.636	43.335	260.4	43:41.824
22	3	1:55.193	34.007	40.932	40.254	260.9	1:04:46.943	13	3	1:56.441	34.196	41.243	41.002	267.5	45:38.265
23	3	14:28.776B	35.294	44.462	...	208.9	1:19:15.719	14	3	1:54.136	33.786	39.753	40.597	267.5	47:32.401
24	2	2:27.501	1:00.962	43.191	43.348	252.2	1:21:43.220	15	3	31:36.335B	4:08.527	1:47.706	...	79.9	1:19:08.736
25	2	15:29.726B	35.056	44.751	...	187.2	1:37:12.946	16	1	2:28.190	1:02.623	42.582	42.985	261.4	1:21:36.926
26	1	6:16.779B	1:01.989	44.903	4:29.887	134.2	1:43:29.725	17	1	15:21.088B	36.054	43.794	...	190.0	1:36:58.014
27	1	2:22.197	57.794	42.068	42.335	245.4	1:45:51.922	18	1	6:23.730B	1:06.938	42.024	4:34.768	189.0	1:43:21.744
28	1	1:56.557	35.148	40.279	41.130	260.4	1:47:48.479	19	1	2:16.515	55.572	39.940	41.003	266.0	1:45:38.259
29	1	1:58.524	36.003	41.813	40.708	260.9	1:49:47.003	20	1	2:00.042	34.646	44.066	41.330	266.0	1:47:38.301
30	1	1:56.105	34.435	40.002	41.668	259.4	1:51:43.108	21	1	1:56.708	34.863	40.693	41.152	265.4	1:49:35.009
31	1	3:43.537B	34.567	40.158	2:28.812	249.9	1:55:26.645	22	1	1:51.459	33.043	38.456	39.960	267.0	1:51:26.468
32	2	2:24.031	1:00.206	42.380	41.445	261.4	1:57:50.676	23	1	1:55.921	36.185	39.337	40.399	268.1	1:53:22.389
33	2	1:57.966	34.464	39.744	43.758	185.9	1:59:48.642	24	1	1:52.827	34.954	38.561	39.312	268.1	1:55:15.216
34	2	1:55.315	34.062	39.628	41.625	259.4	2:01:43.957	25	1	4:44.611B	35.427	38.862	3:30.322	254.6	1:59:59.827
35	2	1:54.441	34.571	39.426	40.444	260.4	2:03:38.398	26	2	2:23.730	58.670	41.940	43.120	240.6	2:02:23.557
36	2	1:53.263	33.750	39.302	40.211	258.9	2:05:31.661	27	2	1:54.817	33.636	38.647	42.534	267.0	2:04:18.374
								28	2	1:52.254	33.106	38.536	40.612	267.5	2:06:10.628

21		Strakka Racing		HPD ARX 03a - Honda			
		1. Nick Leventis	3. Jonny Kane	LM P1			
		2. Danny Watts					
1	1	3:01.942	1:24.569	50.769	46.604	239.8	3:01.942
2	1	5:52.809B	42.084	47.548	4:23.177	188.5	8:54.751
3	1	2:33.347	1:00.760	47.047	45.540	256.0	11:28.098
4	1	3:26.639B	37.453	44.202	2:04.984	248.5	14:54.737
5	2	2:23.716	1:02.481	40.761	40.474	265.4	17:18.453
6	2	1:52.850	34.172	39.165	39.513	272.3	19:11.303
7	2	2:00.628	38.273	40.670	41.685	271.8	21:11.931
8	2	3:09.804B	34.582	40.046	1:55.176	266.0	24:21.735
9	3	2:25.381	1:02.053	41.569	41.759	257.4	26:47.116
10	3	1:54.191	34.891	39.532	39.768	270.7	28:41.307
11	3	1:54.170	34.548	39.534	40.088	269.1	30:35.477
12	3	4:10.129B	33.861	40.748	2:55.520	222.6	34:45.606
13	1	2:25.388	59.921	41.261	44.206	269.1	37:10.994
14	1	2:00.213	35.707	40.663	43.843	259.9	39:11.207
15	1	1:58.825	35.047	40.851	42.927	268.6	41:10.032
16	1	1:59.733	36.590	41.582	41.561	268.6	43:09.765
17	1	1:56.640	34.983	40.596	41.061	268.6	45:06.405
18	1	4:22.046B	35.853	44.086	3:02.107	221.9	49:28.451
19	1	11:38.672B					1:01:07.123
20	2	3:03.000B	1:13.797	50.612	58.591	227.4	1:04:10.123
21	2	14:49.391B	1:12.033	58.849	...	175.1	1:18:59.514
22	2	2:32.489	1:04.206	44.525	43.758	259.9	1:21:32.003
23	2	15:31.896B	36.420	42.765	...	243.2	1:37:03.899
24	3	3:42.406B	1:09.940	45.742	1:46.724	132.9	1:40:46.305

22		JRM		HPD ARX 03a - Honda			
		1. David Brabham	3. Peter Dumbreck	LM P1			
		2. Karun Chandhok					
1	1	2:44.218	1:14.748	45.623	43.847	238.1	2:44.218

23		Signatech Nissan		Oreca 03 - Nissan			
		1. Jordan Tresson	3. Olivier Lombard	LM P2			
		2. Franck Mailleux					
1	1	37:38.429B					37:38.429
2	1	2:53.652	1:21.827	47.303	44.522	251.7	40:32.081
3	1	1:59.980	35.106	42.065	42.809	256.0	42:32.061
4	1	2:09.742B	34.524	41.930	53.288	253.1	44:41.803
5	2	3:26.302	2:00.568	42.306	43.428	255.5	48:08.105
6	2	2:20.091B	34.837	43.938	1:01.316	194.9	50:28.196
7	2	7:28.894B	5:47.341	43.883	57.670	200.4	57:57.090
8	3	3:53.754	2:25.807	44.557	43.390	254.6	1:01:50.844
9	3	2:01.178	35.705	43.229	42.244	255.0	1:03:52.022
10	3	2:17.482B	36.475	41.413	59.594	204.9	1:06:09.504
11	1	16:44.144	...	41.782	41.688	258.4	1:22:53.648
12	1	2:36.504B	39.844	51.329	1:05.331	171.4	1:25:30.152
13	1	14:18.278B	...	42.727	1:11.832	186.6	1:39:48.430
14	1	6:20.689	4:54.502	43.195	42.992	237.7	1:46:09.119
15	1	1:54.375	33.614	40.131	40.630	256.0	1:48:03.494
16	1	1:56.158	34.353	40.308	41.497	256.5	1:49:59.652
17	1	1:53.895	33.551	39.750	40.594	258.4	1:51:53.547
18	1	2:09.246B	34.632	40.234	54.380	252.7	1:54:02.793
19	2	3:48.826	2:24.636	42.746	41.444	256.9	1:57:51.619
20	2	1:57.779	36.808	40.105	40.866	255.5	1:59:49.398
21	2	1:56.257	34.311	40.434	41.512	258.4	2:01:45.655
22	2	1:54.387	33.822	39.867	40.698	257.9	2:03:40.042
23	2	1:54.193	33.896	39.757	40.540	256.5	2:05:34.235

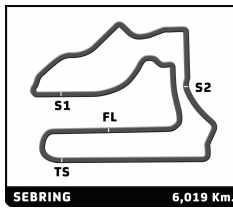
24		Oak Racing		Morgan - Judd			
		1. Jacques Nicolet	3. Olivier Pla	LM P2			
		2. Matthieu Lahaye					
1	1	4:32.085B	2:33.005	46.578	1:12.502	124.9	4:32.085



FIA WEC
60th Annual 12 Hours of Sebring
Free Practice 3

Sector Analysis

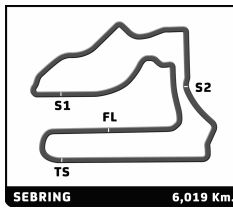
							Personal Best		Session Best		B Crossing the finish line in pit lane							
Lap	D	Time	Sector 1	Sector 2	Sector 3	T. Spd	Elapsed	Lap	D	Time	Sector 1	Sector 2	Sector 3	T. Spd	Elapsed			
19	2	2:09.776	39.542	44.660	45.574	247.6	49:27.805	6	2	2:00.676	35.606	41.581	43.489	235.2	23:34.262			
20	2	5:53.376 B	41.394	46.052	4:25.930	204.3	55:21.181	7	2	1:55.857	34.924	40.286	40.647	257.9	25:30.119			
21	2	2:32.918	1:04.084	45.044	43.790	256.5	57:54.099	8	2	8:47.134 B	36.640	42.781	7:27.713	214.9	34:17.253			
22	2	2:05.111	36.794	44.424	43.893	255.0	59:59.210	9	2	2:22.867	56.683	41.854	44.330	235.2	36:40.120			
23	2	2:08.453	37.481	45.360	45.612	224.8	1:02:07.663	10	2	1:56.669	35.231	40.457	40.981	256.9	38:36.789			
24	2	2:04.123	37.046	42.181	44.896	245.0	1:04:11.786	11	2	2:02.490	35.764	41.340	45.386	185.4	40:39.279			
25	2	15:12.059 B	38.212	42.235	...	170.8	1:19:23.845	12	2	1:56.375	34.134	40.026	42.215	255.0	42:35.654			
26	1	2:49.192	1:07.241	52.914	49.037	212.2	1:22:13.037	13	2	6:58.269 B	36.066	42.819	5:39.384	253.6	49:33.923			
27	1	14:41.651 B	40.031	47.898	...	238.9	1:36:54.688	14	2	7:42.980	6:17.425	42.002	43.553	229.3	57:16.903			
28	1	6:22.988 B	1:05.958	43.841	4:33.189	170.3	1:43:17.676	15	2	1:58.586	35.123	41.621	41.842	218.0	59:15.489			
29	1	2:25.470	58.988	43.336	43.146	255.0	1:45:43.146	16	2	1:54.310	34.158	39.747	40.405	256.5	1:01:09.799			
30	1	2:01.524	35.627	42.454	43.443	257.4	1:47:44.670	17	2	19:05.314 B	34.498	40.012	...	255.5	1:20:15.113			
31	1	1:59.778	35.239	42.718	41.821	257.9	1:49:44.448	18	3	2:22.771	58.381	42.215	42.175	261.9	1:22:37.884			
32	1	1:57.735	35.168	40.765	41.802	245.4	1:51:42.183	19	3	15:57.738 B	34.157	49.269	...	185.9	1:38:35.622			
33	1	1:58.930	34.885	40.258	43.787	252.7	1:53:41.113	20	3	4:43.683 B	1:04.620	41.904	2:57.159	254.1	1:43:19.305			
34	1	2:03.879	34.509	43.667	45.703	250.8	1:55:44.992	21	3	2:19.595	55.936	41.008	42.651	254.6	1:45:38.900			
35	1	1:57.793	34.959	41.254	41.580	257.9	1:57:42.785	22	3	1:58.931	34.046	42.817	42.068	257.4	1:47:37.831			
36	1	1:56.234	34.807	40.390	41.037	259.9	1:59:39.019	23	3	1:54.965	34.086	40.420	40.459	257.4	1:49:32.796			
37	1	1:56.825	34.697	40.874	41.254	258.4	2:01:35.844	24	3	1:54.404	33.460	39.712	41.232	257.9	1:51:27.200			
38	1	1:56.863	34.586	39.939	42.338	257.4	2:03:32.707	25	3	2:01.659	35.960	42.435	43.264	185.1	1:53:28.859			
39	1	1:56.448	35.292	40.025	41.131	258.4	2:05:29.155	26	3	1:54.467	33.790	40.232	40.445	257.4	1:55:23.326			
41	Greaves Motorsport		3. Elton Julian		Zytek Z11SN - Nissan		LM P2											
		1. Christian Zuegel																
		2. Ricardo Gonzalez																
1	1	4:22.222 B	2:24.902	50.815	1:06.505	200.4	4:22.222	30	3	1:51.824	33.142	39.083	39.599	259.9	2:03:03.731			
2	1	7:27.117	5:54.955	46.770	45.392	247.2	11:49.339	31	3	1:56.534	34.638	39.900	41.996	247.6	2:05:00.265			
3	1	2:05.593	37.711	44.274	43.608	253.6	13:54.932								49		Pecom Racing	
4	1	2:05.285	37.464	43.424	44.397	233.2	16:00.217			1. Luis Perez Companc		3. Soheil Ayari		Oreca 03 - Nissan		LM P2		
5	1	2:04.340	37.420	43.376	43.544	257.4	18:04.557			2. Pierre Kaffer								
6	1	2:29.502 B	39.811	46.880	1:02.811	207.4	20:34.059	1	2	9:50.909 B	2:15.087	43.918	6:51.904	164.2	9:50.909			
7	2	4:48.070	3:24.561	41.575	41.934	255.0	25:22.129	2	2	2:25.737	1:01.458	42.321	41.958	253.1	12:16.646			
8	2	1:56.134	34.217	40.458	41.459	255.0	27:18.263	3	2	1:57.199	34.761	40.829	41.609	258.4	14:13.845			
9	2	1:58.550	35.708	41.312	41.530	256.5	29:16.813	4	2	3:27.660 B	37.271	43.572	2:06.817	249.0	17:41.505			
10	2	1:55.308	34.520	39.957	40.831	255.5	31:12.121	5	2	2:26.288	1:01.271	42.142	42.875	257.4	20:07.793			
11	2	1:55.747	34.243	39.821	41.683	256.5	33:07.868	6	2	1:54.975	34.715	39.951	40.309	256.5	22:02.768			
12	2	1:55.499	34.350	40.001	41.148	255.5	35:03.367	7	2	3:46.979 B	35.239	40.876	2:30.864	251.3	25:49.747			
13	2	2:12.962 B	34.218	42.630	56.114	249.4	37:16.329	8	1	2:32.153	1:03.502	44.126	44.525	254.6	28:21.900			
14	2	4:57.858	3:33.247	41.701	42.910	250.8	42:14.187	9	1	2:00.064	36.974	41.319	41.771	255.0	30:21.964			
15	2	1:56.397	35.930	39.914	40.553	257.4	44:10.584	10	1	1:58.318	35.239	41.484	41.595	256.0	32:20.282			
16	2	1:55.381	33.979	39.841	41.561	254.1	46:05.965	11	1	2:12.603	34.646	55.120	42.837	256.0	34:32.885			
17	2	1:58.549	34.627	40.002	43.920	257.4	48:04.514	12	1	2:02.888	36.235	42.182	44.471	256.9	36:35.773			
18	2	2:16.015 B	37.287	40.492	58.236	253.1	50:20.529	13	1	1:57.975	35.108	40.793	42.074	256.5	38:33.748			
19	3	8:38.565	7:08.380	46.113	44.072	245.8	58:59.094	14	1	2:00.993	38.246	40.790	41.957	257.9	40:34.741			
20	3	2:02.006	36.994	42.755	42.257	256.5	1:01:01.100	15	1	3:39.012 B	35.293	40.422	2:23.297	257.4	44:13.753			
21	3	1:59.913	35.807	42.527	41.579	256.0	1:03:01.013	16	3	2:27.742	1:00.469	44.153	43.120	258.4	46:41.495			
22	3	1:58.135	35.326	40.490	42.319	254.6	1:04:59.148	17	3	2:02.597	36.567	43.480	42.550	258.9	48:44.092			
23	3	2:51.257 B	35.312	1:03.387	1:12.558	156.5	1:07:50.405	18	3	7:22.267 B	35.349	45.121	6:01.797	229.3	56:06.359			
24	3	14:28.892	...	42.268	43.538	250.8	1:22:19.297	19	3	2:20.792	56.872	41.648	42.272	256.5	58:27.151			
25	3	2:34.490 B	36.508	53.815	1:04.167	204.6	1:24:53.787	20	3	1:56.465	35.405	40.186	40.874	257.9	1:00:23.616			
44	Starworks Motorsports		3. Stéphane Sarrazin		HPD ARX 03B - Honda		LM P2											
		1. Vicente Potolicchio																
		2. Ryan Dalziel																
1	1	10:23.656 B	2:19.118	57.679	7:06.859	192.4	10:23.656	21	3	1:56.367	33.892	40.035	42.440	256.5	1:02:19.983			
2	1	2:28.546	1:01.957	43.325	43.264	256.5	12:52.202	22	3	1:58.815	34.642	41.296	42.877	245.0	1:04:18.798			
3	1	1:58.645	35.897	41.079	41.669	257.9	14:50.847	23	3	15:53.369 B	35.571	40.679	...	174.3	1:20:12.167			
4	1	4:20.532 B	35.200	40.338	3:04.994	260.9	19:11.379	24	3	2:21.188	57.810	41.835	41.543	256.5	1:22:33.355			
5	2	2:22.207	58.553	41.964	41.690	256.5	21:33.586	25	3	15:37.519 B	34.445	49.961	...	163.0	1:38:10.874			
26	3	6:47.007 B	1:02.623	43.160	5:01.224	188.2	1:44:57.881	26	3	2:19.980	57.364	40.756	41.860	255.0	1:47:17.861			
27	3	1:54.866	34.532	39.662	40.672	256.5	1:49:12.727	27	3	1:54.866	34.532	39.662	40.672	256.5	1:49:12.727			



FIA WEC
60th Annual 12 Hours of Sebring
Free Practice 3
Sector Analysis

Personal Best Session Best B Crossing the finish line in pit lane

Lap	D	Time	Sector 1	Sector 2	Sector 3	T. Spd	Elapsed	Lap	D	Time	Sector 1	Sector 2	Sector 3	T. Spd	Elapsed
29	3	2:00.092	36.731	40.312	43.049	257.9	1:51:12.819	17	1	2:02.168	36.531	42.193	43.444	247.6	42:54.099
30	3	1:57.532	36.212	39.660	41.660	256.9	1:53:10.351	18	1	2:02.016	35.960	42.570	43.486	248.5	44:56.115
31	3	1:57.001	35.228	41.008	40.765	258.4	1:55:07.352	19	1	2:01.572	35.866	42.302	43.404	251.3	46:57.687
50 Larbre Competition Chevrolet Corvette C6-ZR1								55 JWA-Avila Porsche 911 RSR (997)							
1. Patrick Bornhauer								1. Bill Binnie							
2. Julien Canal								2. Markus Palttala							
3. Pedro Lamy								3. Joel Camathias							
LM GTE Am								LM GTE Am							
1	3	3:54.631 B	2:04.205	48.534	1:01.892	176.5	3:54.631	1	1	3:03.197	1:26.328	49.395	47.474	248.5	3:03.197
2	3	8:06.053	6:34.188	45.468	46.397	248.5	12:00.684	2	1	6:01.095 B	41.310	47.626	4:32.159	190.0	9:04.292
3	3	2:09.309	37.600	45.379	46.330	237.3	14:09.993	3	1	2:30.492	1:00.695	44.438	45.359	249.4	11:34.784
4	3	2:09.425	38.261	45.355	45.809	221.5	16:19.418	4	1	2:33.627	37.533	1:10.582	45.512	248.5	14:08.411
5	3	2:09.708	38.664	46.152	44.892	249.9	18:29.126	5	1	2:08.592	38.236	44.078	46.278	248.5	16:17.003
6	3	2:04.202	37.012	42.816	44.374	249.9	20:33.328	6	1	2:07.309	38.116	43.784	45.409	249.9	18:24.312
7	3	2:19.364 B	38.373	45.513	55.478	242.8	22:52.692	7	1	5:30.591 B	37.595	43.650	4:09.346	248.1	23:54.903
8	1	5:03.764	3:29.396	45.874	48.494	213.5	27:56.456	8	1	2:29.788	59.709	44.234	45.845	247.2	26:24.691
9	1	2:09.396	38.688	44.411	46.297	247.2	30:05.852	9	1	2:07.802	38.933	43.612	45.257	247.6	28:32.493
10	1	2:10.038	38.936	44.614	46.488	246.3	32:15.890	10	1	2:06.781	37.733	43.548	45.500	248.5	30:39.274
11	1	2:11.905	37.979	46.051	47.875	219.4	34:27.795	11	1	3:48.561 B	37.907	44.296	2:26.358	233.6	34:27.835
12	1	2:23.861 B	38.671	45.169	1:00.021	223.7	36:51.656	12	2	2:43.018	1:05.333	49.552	48.133	244.1	37:10.853
13	1	5:30.352	3:44.507	52.501	53.344	204.3	42:22.008	13	2	2:09.776	38.373	44.515	46.888	239.8	39:20.629
14	1	2:24.225	43.181	51.740	49.304	224.0	44:46.233	14	2	3:39.450 B	39.658	46.353	2:13.439	247.2	43:00.079
15	1	2:10.664	39.396	45.085	46.183	247.2	46:56.897	15	2	2:38.389	1:03.775	46.970	47.644	244.1	45:38.468
16	1	2:09.928	39.212	43.809	46.907	235.6	49:06.825	16	2	2:08.938	39.129	44.618	45.191	247.2	47:47.406
17	1	2:36.995 B	39.356	51.274	1:06.365	158.7	51:43.820	17	2	7:48.376 B	37.949	45.152	6:25.275	187.4	55:35.782
18	1	7:01.343	5:27.135	46.953	47.255	242.3	58:45.163	18	2	2:29.782	1:00.115	44.321	45.346	248.5	58:05.564
19	1	2:08.688	38.642	44.603	45.443	245.4	1:00:53.851	19	2	2:05.795	37.439	43.313	45.043	249.0	1:00:11.359
20	1	2:11.893	38.496	47.354	46.043	246.7	1:03:05.744	20	2	2:05.628	37.318	42.969	45.341	249.9	1:02:16.987
21	1	2:06.840	38.221	43.634	44.985	249.0	1:05:12.584	21	2	2:10.506	37.744	45.335	47.427	243.6	1:04:27.493
22	1	2:56.913 B	39.306	1:06.460	1:11.147	160.9	1:08:09.497	22	2	15:07.096 B	38.910	45.601	...	220.8	1:19:34.589
23	1	13:54.758	...	50.809	49.418	232.4	1:22:04.255	23	3	2:42.457	1:06.104	48.271	48.082	239.8	1:22:17.046
24	1	2:37.532 B	37.822	44.493	1:15.217	145.5	1:24:41.787	24	3	15:13.923 B	42.355	53.456	...	183.6	1:37:30.969
25	2	15:47.540 B	...	53.117	1:10.115	156.8	1:40:29.327	25	3	6:34.030 B	1:05.424	49.832	4:38.774	165.0	1:44:04.999
26	2	5:55.163	4:19.353	46.055	49.755	191.4	1:46:24.490	26	3	2:41.097	1:03.453	47.780	49.864	241.1	1:46:46.096
27	2	2:09.400	38.183	44.365	46.852	247.6	1:48:33.890	27	3	2:10.298	39.169	44.529	46.600	246.7	1:48:56.394
28	2	2:07.050	37.702	43.917	45.431	248.5	1:50:40.940	28	3	2:23.047	39.574	45.945	57.528	241.9	1:51:19.441
29	2	2:07.014	37.671	43.972	45.371	248.1	1:52:47.954	29	3	2:13.816	40.890	45.538	47.388	242.3	1:53:33.257
30	2	2:12.420	37.520	48.796	46.104	248.1	1:55:00.374	30	3	2:13.918	39.361	46.574	47.983	236.1	1:55:47.175
31	2	2:12.003	37.446	43.725	50.832	181.4	1:57:12.377	31	3	2:13.469	39.592	47.213	46.664	246.3	1:58:00.644
32	2	2:20.597 B	37.968	44.334	58.295	195.2	1:59:32.974								
51 AF Corse Ferrari F458 Italia															
1. Giancarlo Fisichella															
2. Gianmaria Bruni															
3. Toni Vilander															
LM GTE Pro															
1	2	3:05.412	1:29.816	48.172	47.424	249.4	3:05.412								
2	2	5:50.694 B	42.261	47.225	4:21.208	116.3	8:56.106								
3	2	2:26.123	57.667	42.923	45.533	246.3	11:22.229								
4	2	2:05.229	37.157	44.420	43.652	250.3	13:27.458								
5	2	2:02.693	35.768	41.979	44.946	245.4	15:30.151								
6	2	2:02.321	36.389	42.323	43.609	249.9	17:32.472								
7	2	2:00.323	35.752	41.735	42.836	250.8	19:32.795								
8	2	3:30.520 B	37.670	45.201	2:07.649	245.4	23:03.315								
9	2	2:28.424	1:00.042	44.157	44.225	249.0	25:31.739								
10	2	2:04.609	36.721	43.501	44.387	249.4	27:36.348								
11	2	2:04.237	36.715	43.164	44.358	248.1	29:40.585								
12	2	2:03.928	36.458	43.312	44.158	235.2	31:44.513								
13	2	2:02.819	36.076	42.753	43.990	250.3	33:47.332								
14	2	2:04.161	36.563	43.766	43.832	249.4	35:51.493								
15	2	2:36.367 B	36.820	43.384	1:16.163	234.8	38:27.860								
16	1	2:24.071	57.418	42.777	43.876	249.0	40:51.931								

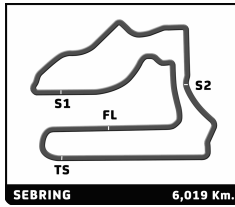


FIA WEC
60th Annual 12 Hours of Sebring
Free Practice 3

Sector Analysis

Personal Best Session Best B Crossing the finish line in pit lane

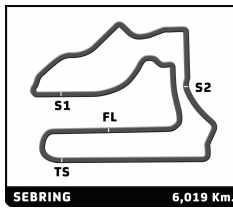
Lap	D	Time	Sector 1	Sector 2	Sector 3	T. Spd	Elapsed	Lap	D	Time	Sector 1	Sector 2	Sector 3	T. Spd	Elapsed
32	3	3:48.653B	39.936	44.992	2:23.725	245.0	2:01:49.297	13	2	2:31.393	1:01.893	45.346	44.154	244.1	39:59.834
33	1	2:32.226	1:01.811	43.821	46.594	247.6	2:04:21.523	14	2	2:02.606	36.222	42.722	43.662	246.3	42:02.440
34	1	2:09.492	39.029	44.612	45.851	248.5	2:06:31.015	15	2	2:02.903	36.141	42.232	44.530	245.0	44:05.343
57 Krohn Racing Ferrari F458 Italia 1.Tracy Krohn 3.Michele Rugolo LM GTE Am 2.Niclas Jönsson								16 2 2:01.864 36.367 42.045 43.452 249.4 46:07.207 17 2 9:18.197B 36.755 42.643 7:58.799 177.4 55:25.404 18 3 2:38.342 1:04.317 46.640 47.385 242.8 58:03.746 19 3 2:10.044 38.420 45.938 45.686 245.4 1:00:13.790 20 3 2:07.623 37.901 43.940 45.782 242.3 1:02:21.413 21 3 2:08.096 38.306 43.996 45.794 245.8 1:04:29.509 22 3 14:32.364B 38.716 51.564 ... 216.2 1:19:01.873 23 3 2:31.162 59.408 45.539 46.215 239.8 1:21:33.035 24 3 15:24.677B 38.552 46.509 ... 203.0 1:36:57.712 25 1 6:34.478B 1:08.797 48.344 4:37.337 220.1 1:43:32.190 26 1 3:37.130B 59.483 44.850 1:52.797 241.5 1:47:09.320 27 1 2:32.555 59.941 45.912 46.702 244.5 1:49:41.875 28 1 2:08.472 37.692 44.420 46.360 244.1 1:51:50.347 29 1 2:09.427 38.024 43.436 47.967 241.9 1:53:59.774 30 1 2:07.838 38.325 43.988 45.525 244.1 1:56:07.612 31 1 2:05.818 37.569 43.355 44.894 245.4 1:58:13.430 32 1 2:05.668 37.193 43.205 45.270 245.8 2:00:19.098 33 1 2:07.052 37.919 43.561 45.572 246.3 2:02:26.150 34 1 2:09.670 37.203 46.162 46.305 245.0 2:04:35.820							
58 Luxury Racing Ferrari F458 Italia 1.Pierre Ehret 3.François Jakubowski LM GTE Am 2.Dominik Farnbacher								59 Luxury Racing Ferrari F458 Italia 1.Frédéric Makowiecki 3.Jean-Karl Vernay LM GTE Pro 2.Jaime Melo							
1	2	2:59.222	1:25.192	47.580	46.450	220.1	2:59.222	1	2	2:58.295	1:24.688	47.757	45.850	226.3	2:58.295
2	2	5:58.882B	37.290	44.600	4:36.992	186.4	8:58.104	2	2	5:59.046B	37.396	44.979	4:36.671	197.7	8:57.341
3	2	2:28.919	58.676	45.214	45.029	249.4	11:27.023	3	2	2:29.160	59.227	45.160	44.773	240.2	11:26.501
4	2	2:06.293	38.128	43.091	45.074	247.2	13:33.316	4	2	2:05.374	37.115	43.632	44.627	251.3	13:31.875
5	2	2:03.852	36.730	42.849	44.273	247.2	15:37.168	5	2	5:16.979B	36.719	42.607	3:57.653	239.4	18:48.854
6	2	2:03.616	36.483	43.205	43.928	247.6	17:40.784	6	2	2:24.906	58.159	43.017	43.730	250.3	21:13.760
7	2	2:02.397	36.430	42.397	43.570	247.6	19:43.181	7	2	2:04.770	37.473	43.148	44.149	251.7	23:18.530
8	2	4:40.391B	36.147	42.324	3:21.920	246.7	24:23.572	8	2	3:42.200B	36.314	47.277	2:18.609	248.1	27:00.730
9	2	2:27.437	1:00.106	43.399	43.932	247.6	26:51.009	9	1	2:28.975	1:00.400	43.712	44.863	251.3	29:29.705
10	2	2:05.321	37.061	42.856	45.404	245.4	28:56.330	10	1	2:04.265	36.545	43.365	44.355	249.0	31:33.970
11	2	2:03.923	36.826	42.825	44.272	245.4	31:00.253	11	1	2:05.628	37.535	43.224	44.869	249.4	33:39.598
12	2	6:28.188B	36.602	43.189	5:08.397	245.4	37:28.441	12	1	2:03.631	36.746	42.971	43.914	249.9	35:43.229
								13 1 2:02.552 36.132 42.716 43.704 249.9 37:45.781 14 1 8:35.188B 36.433 43.878 7:14.877 250.8 46:20.969 15 1 2:27.282 58.733 43.679 44.870 248.1 48:48.251 16 1 6:35.954B 39.962 43.535 5:12.457 166.0 55:24.205 17 1 2:31.361 1:02.434 44.257 44.670 248.1 57:55.566 18 1 2:02.985 36.012 43.256 43.717 252.7 59:58.551 19 1 2:05.577 37.541 43.732 44.304 217.6 1:02:04.128 20 1 2:04.594 37.127 43.545 43.922 241.1 1:04:08.722 21 1 15:33.882B 36.558 41.948 ... 248.1 1:19:42.604 22 3 2:32.421 59.865 45.376 47.180 239.8 1:22:15.025 23 3 14:40.811B 38.658 54.145 ... 212.2 1:36:55.836 24 3 6:58.611B 1:08.739 46.202 5:03.670 169.7 1:43:54.447 25 3 2:29.086 59.412 43.563 46.111 227.0 1:46:23.533 26 3 2:08.635 37.136 42.807 48.692 228.5 1:48:32.168 27 3 2:07.637 38.433 43.856 45.348 246.7 1:50:39.805 28 3 2:05.817 36.788 42.538 46.491 214.9 1:52:45.622 29 3 4:02.529B 38.982 45.115 2:38.432 224.8 1:56:48.151 30 3 2:27.723 59.909 42.869 44.945 245.8 1:59:15.874 31 3 2:03.885 36.306 42.656 44.923 247.6 2:01:19.759 32 3 2:02.852 36.213 42.295 44.344 246.7 2:03:22.611							



FIA WEC
60th Annual 12 Hours of Sebring
Free Practice 3
Sector Analysis

Personal Best Session Best B Crossing the finish line in pit lane

Lap	D	Time	Sector 1	Sector 2	Sector 3	T. Spd	Elapsed	Lap	D	Time	Sector 1	Sector 2	Sector 3	T. Spd	Elapsed
33	3	2:03.093	36.206	43.040	43.847	247.2	2:05:25.704								
61		AF Corse-Waltrip					Ferrari F458 Italia	71		AF Corse					Ferrari F458 Italia
		1.Robert Kauffman	3.Rui Aguas				LM GTE Am			1.Andrea Bertolini	3.Marco Cioci				LM GTE Pro
		2.Michael Waltrip								2.Olivier Beretta					
1	3	3:10.685	1:26.028	51.737	52.920	179.5	3:10.685	1	3	3:13.740	1:34.570	49.198	49.972	220.1	3:13.740
2	3	5:48.769 B	42.107	47.429	4:19.233	193.3	8:59.454	2	3	5:46.691 B	41.795	48.002	4:16.894	200.9	9:00.431
3	3	2:32.367	1:00.407	45.271	46.689	245.8	11:31.821	3	3	2:32.979	1:01.397	45.677	45.905	246.3	11:33.410
4	3	2:08.689	37.509	44.055	47.125	225.1	13:40.510	4	3	2:06.929	37.430	43.502	45.997	238.9	13:40.339
5	3	2:06.115	38.178	43.193	44.744	248.1	15:46.625	5	3	2:06.115	37.702	43.137	45.276	248.5	15:46.454
6	3	2:05.789	36.926	43.492	45.371	250.8	17:52.414	6	3	2:04.778	36.620	43.613	44.545	248.5	17:51.232
7	3	2:08.313	36.853	44.374	47.086	245.4	20:00.727	7	3	2:04.504	37.210	43.027	44.267	249.9	19:55.736
8	3	2:04.292	37.004	42.987	44.301	247.6	22:05.019	8	3	2:03.458	36.546	42.741	44.171	250.8	21:59.194
9	3	2:03.663	36.566	42.868	44.229	247.6	24:08.682	9	3	2:04.056	36.521	42.761	44.774	248.5	24:03.250
10	3	5:01.083 B	36.637	42.847	3:41.599	249.9	29:09.765	10	3	2:05.137	36.822	42.745	45.570	242.8	26:08.387
11	1	2:54.223	1:13.772	49.674	50.777	242.3	32:03.988	11	3	3:53.413 B	37.733	45.512	2:30.168	247.6	30:01.800
12	1	2:20.278	41.340	48.407	50.531	234.8	34:24.266	12	3	2:35.933	1:03.815	46.091	46.027	246.3	32:37.733
13	1	2:15.870	40.962	45.733	49.175	241.9	36:40.136	13	3	2:08.666	38.897	44.977	44.792	248.5	34:46.399
14	1	2:17.785	40.198	47.554	50.033	224.8	38:57.921	14	3	2:05.417	37.146	43.691	44.580	248.5	36:51.816
15	1	2:21.816	40.462	49.931	51.423	232.8	41:19.737	15	3	2:10.431	37.130	44.279	49.022	244.1	39:02.247
16	1	2:13.794	39.242	46.837	47.715	227.8	43:33.531	16	3	3:54.093 B	37.422	45.134	2:31.537	222.9	42:56.340
17	1	5:52.473 B	40.147	46.371	4:25.955	195.2	49:26.004	17	1	2:37.065	1:02.141	47.915	47.009	241.1	45:33.405
18	2	8:05.224	6:29.865	46.839	48.520	224.8	57:31.228	18	1	2:06.131	37.541	43.499	45.091	246.7	47:39.536
19	2	2:11.110	38.495	45.491	47.124	237.3	59:42.338	19	1	8:16.719 B	37.806	43.520	6:55.393	240.6	55:56.255
20	2	2:13.952	38.174	47.232	48.546	243.2	1:01:56.290	20	1	2:34.106	1:00.921	44.743	48.442	203.9	58:30.361
21	2	2:11.803	39.214	46.165	46.424	244.1	1:04:08.093	21	1	2:13.828	41.527	45.826	46.475	241.9	1:00:44.189
22	2	15:06.438 B	39.191	44.468	...	172.1	1:19:14.531	22	1	2:06.182	38.230	43.416	44.536	247.6	1:02:50.371
23	2	2:40.182	1:04.619	46.459	49.104	236.5	1:21:54.713	23	1	2:03.760	37.237	42.424	44.099	247.2	1:04:54.131
24	2	2:40.785 B	38.983	48.369	1:13.433	166.6	1:24:35.498	24	1	15:09.188 B	36.407	1:05.305	...	162.2	1:20:03.319
								25	2	2:36.801	1:02.871	46.068	47.862	236.5	1:22:40.120
								26	2	14:39.285 B	37.275	51.022	...	149.9	1:37:19.405
								27	2	6:22.767 B	1:01.455	44.742	4:36.570	156.5	1:43:42.172
								28	2	2:29.795	59.476	45.446	44.873	246.3	1:46:11.967
								29	2	2:03.651	36.587	42.979	44.085	248.1	1:48:15.618
								30	2	2:02.837	36.812	42.310	43.715	249.0	1:50:18.455
								31	2	2:02.737	36.095	42.889	43.753	248.5	1:52:21.192
								32	2	2:01.541	36.104	41.920	43.517	248.5	1:54:22.733
								33	2	2:19.233 B	37.038	43.906	48.289	218.0	1:56:41.966
70		Larbre Competition					Chevrolet Corvette C6-ZR1	77		Team Felbermayr-Proton					Porsche 911 RSR (997)
		1.Christophe Bourret	3.Jean-Philippe Belloc				LM GTE Am			1.Richard Lietz	3.Patrick Pilet				LM GTE Pro
		2.Pascal Gibon								2.Marc Lieb					
1	2	3:52.938 B	1:53.954	55.252	1:03.732	200.6	3:52.938	1	3	2:45.471	1:12.503	46.677	46.291	232.0	2:45.471
2	2	8:02.067	6:22.811	50.628	48.628	239.4	11:55.005	2	3	6:03.608 B	40.645	49.374	4:33.589	175.6	8:49.079
3	2	2:11.941	39.831	45.639	46.471	243.2	14:06.946	3	3	2:31.260	1:00.461	44.167	46.632	232.4	11:20.339
4	2	2:10.750	38.942	44.653	47.155	210.6	16:17.696	4	3	2:05.559	38.271	43.335	43.953	252.2	13:25.898
5	2	2:14.828	39.989	47.757	47.082	215.2	18:32.524	5	3	2:04.083	36.486	42.492	45.105	250.3	15:29.981
6	2	2:15.252	40.200	47.351	47.701	240.2	20:47.776	6	3	2:03.596	37.381	42.254	43.961	250.8	17:33.577
7	2	2:12.250	40.339	45.250	46.661	239.8	23:00.026	7	3	2:05.171	36.397	43.943	44.831	250.8	19:38.748
8	2	2:26.143 B	40.149	47.550	58.444	214.5	25:26.169	8	3	2:02.079	36.240	41.902	43.937	251.3	21:40.827
9	3	7:46.468	6:10.615	47.058	48.795	232.4	33:12.637	9	3	5:07.039 B	36.282	43.911	3:46.846	246.3	26:47.866
10	3	2:14.242	40.240	46.311	47.691	231.6	35:26.879	10	3	2:31.275	1:00.924	44.460	45.891	215.2	29:19.141
11	3	2:13.236	39.855	45.587	47.794	224.4	37:40.115	11	3	2:06.324	38.388	42.757	45.179	245.4	31:25.465
12	3	3:00.844 B	39.824	47.145	1:33.875	242.8	40:40.959	12	3	2:06.081	37.864	42.919	45.298	250.8	33:31.546
13	1	8:35.626	6:57.528	50.880	47.218	241.1	49:16.585	13	3	2:02.661	36.637	42.087	43.937	251.7	35:34.207
14	1	2:30.524 B	39.236	45.819	1:05.469	162.4	51:47.109	14	3	5:52.700 B	37.331	43.441	4:31.928	206.7	41:26.907
15	1	6:24.097	4:52.770	45.865	45.462	246.7	58:11.206	15	3	2:27.553	58.476	43.984	45.093	249.9	43:54.460
16	1	2:07.661	37.915	44.287	45.459	243.2	1:00:18.867	16	3	2:03.392	36.898	42.405	44.089	251.3	45:57.852
17	1	2:06.289	37.561	43.862	44.866	249.4	1:02:25.156	17	3	2:05.637	36.656	43.695	45.286	250.8	48:03.489
18	1	2:05.288	37.143	43.393	44.752	248.5	1:04:30.444	18	3	7:13.443 B	38.889	43.685	5:50.869	219.0	55:16.932
19	1	2:37.131 B	38.089	53.994	1:05.048	198.6	1:07:07.575								
20	2	15:23.689	...	48.632	49.054	217.3	1:22:31.264								
21	2	2:37.834 B	39.260	50.177	1:08.397	184.1	1:25:09.098								
22	3	15:47.373 B	...	58.053	1:11.648	145.3	1:40:56.471								
23	3	5:52.020	4:08.607	50.928	52.485	191.9	1:46:48.491								
24	3	2:17.782	41.091	47.679	49.012	229.3	1:49:06.273								
25	3	2:14.560	40.274	46.892	47.394	240.6	1:51:20.833								
26	3	2:59.365 B	41.476	48.559	1:29.330	151.4	1:54:20.198								



FIA WEC
60th Annual 12 Hours of Sebring
Free Practice 3

Sector Analysis

■ Personal Best ■ Session Best B Crossing the finish line in pit lane

Lap	D	Time	Sector 1	Sector 2	Sector 3	T. Spd	Elapsed	Lap	D	Time	Sector 1	Sector 2	Sector 3	T. Spd	Elapsed
19	1	2:30.369	1:00.886	44.300	45.183	230.9	57:47.301	6	3	2:39.960	1:04.005	47.111	48.844	226.6	36:43.412
20	1	2:08.358	38.849	43.090	46.419	240.6	59:55.659	7	3	2:13.414	41.868	44.721	46.825	230.5	38:56.826
21	1	2:03.698	36.627	42.851	44.220	249.4	1:01:59.357	8	3	16:23.230B	38.517	44.651	...	236.1	55:20.056
22	1	2:03.566	36.435	43.128	44.003	250.8	1:04:02.923	9	2	2:36.837	1:04.594	45.867	46.376	245.8	57:56.893
23	1	14:59.972B	36.766	42.741	...	237.3	1:19:02.895	10	2	2:06.537	36.919	44.017	45.601	247.6	1:00:03.430
24	2	2:36.875	1:03.041	45.197	48.637	227.4	1:21:39.770	11	2	2:05.804	37.026	44.448	44.330	253.1	1:02:09.234
25	2	16:16.901B	37.088	45.552	...	200.6	1:37:56.671	12	2	16:48.374B	38.963	44.684	...	249.9	1:18:57.608
26	2	6:24.507B	1:03.134	50.244	4:31.129	164.4	1:44:21.178	13	3	2:30.598	59.334	45.769	45.495	247.6	1:21:28.206
27	2	2:31.345	59.084	45.809	46.452	243.2	1:46:52.523	14	3	15:24.229B	37.309	44.977	...	206.4	1:36:52.435
28	2	2:08.338	37.246	46.424	44.668	249.9	1:49:00.861	15	3	6:30.504B	1:07.265	46.653	4:36.586	189.8	1:43:22.939
29	2	2:07.157	37.102	44.182	45.873	249.0	1:51:08.018	16	3	2:28.987	1:00.087	44.176	44.724	249.0	1:45:51.926
30	2	2:03.585	36.778	42.494	44.313	249.4	1:53:11.603	17	3	3:20.883B	36.636	43.582	2:00.665	211.2	1:49:12.809
31	2	2:02.843	36.513	42.211	44.119	250.8	1:55:14.446	18	3	5:09.109B	1:54:21.918
32	2	4:49.727B	36.437	42.448	3:30.842	250.3	2:00:04.173	19	3	2:30.989	1:02.006	44.154	44.829	249.9	1:56:52.907

88 **Team Felbermayr-Proton** Porsche 911 RSR (997)
1. Christian Ried LM GTE Am
2. Gianluca Roda
3. Paolo Ruberti

1	2	3:07.711	1:21.260	54.452	51.999	200.9	3:07.711
2	2	5:44.021B	42.025	46.730	4:15.266	185.6	8:51.732
3	2	2:36.139	1:01.297	47.032	47.810	241.9	11:27.871
4	2	2:12.308	39.730	45.413	47.165	251.3	13:40.179
5	2	2:11.081	39.961	44.827	46.293	253.6	15:51.260
6	2	2:09.028	37.912	44.667	46.449	241.1	18:00.288
7	2	2:08.367	38.608	44.088	45.671	249.0	20:08.655
8	2	2:07.839	38.213	44.395	45.231	253.1	22:16.494
9	2	2:07.524	38.244	44.454	44.826	252.2	24:24.018
10	2	5:03.991B	42.812	43.837	3:37.342	231.6	29:28.009
11	1	2:40.419	1:05.345	47.456	47.618	246.7	32:08.428
12	1	2:14.614	40.101	45.739	48.774	239.8	34:23.042
13	1	6:42.829B	38.960	45.643	5:18.226	221.5	41:05.871
14	3	2:36.232	1:03.970	46.215	46.047	245.8	43:42.103
15	3	2:07.887	38.713	44.094	45.080	239.4	45:49.990
16	3	2:05.244	37.317	43.744	44.183	252.7	47:55.234
17	3	9:17.781B	36.674	43.083	7:58.024	208.9	57:13.015
18	3	2:28.121	58.280	45.106	44.735	250.3	59:41.136
19	3	2:04.712	36.933	43.052	44.727	251.7	1:01:45.848
20	3	2:05.709	37.182	43.994	44.533	241.5	1:03:51.557
21	3	15:12.568B	36.946	43.110	...	250.3	1:19:04.125
22	3	2:32.770	1:02.244	45.179	45.347	252.2	1:21:36.895
23	3	15:16.387B	37.533	46.985	...	221.1	1:36:53.282
24	2	6:40.952B	1:13.348	50.066	4:37.538	130.6	1:43:34.234
25	2	2:41.526	1:06.663	48.163	46.700	246.3	1:46:15.760
26	2	2:08.977	38.642	44.491	45.844	251.3	1:48:24.737
27	2	2:08.099	38.332	44.234	45.533	252.7	1:50:32.836
28	2	2:12.897	38.350	47.183	47.364	214.2	1:52:45.733
29	2	2:08.256	38.372	44.575	45.309	250.8	1:54:53.989
30	2	2:07.956	38.261	44.135	45.560	251.7	1:57:01.945
31	2	2:07.062	37.818	44.095	45.149	251.3	1:59:09.007
32	2	5:21.144B	41.014	46.572	3:53.558	224.8	2:04:30.151

97 **Aston Martin Racing** Aston Martin Vantage V8
1. Stefan Mücke LM GTE Pro
2. Adrian Fernandez
3. Darren Turner

1	1	13:45.918B	1:26.624	2:35.259	9:44.035	197.7	13:45.918
2	1	2:35.576	1:02.067	46.996	46.513	239.4	16:21.494
3	1	2:09.986	37.940	46.381	45.665	239.4	18:31.480
4	1	2:08.927	38.147	45.169	45.611	243.2	20:40.407
5	1	13:23.045B	38.657	45.285	...	242.3	34:03.452