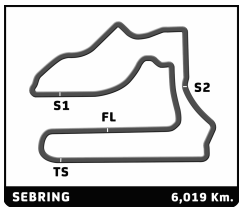

FIA WEC

60th Annual 12 Hours of Sebring

Free Practice 1

Sector Analysis

Personal Best | Session Best | **B** Crossing the finish line in pit lane

1 — Audi Sport Team Joest — Audi R18 — LM P1

1.André Lotterer, 2.Benoit Tréluyer, 3.Marcel Fässler

Lap	D	Time	Sector 1	Sector 2	Sector 3	T. Spd	Elapsed
1	1	4:59.792 B	3:20.861	43.771	55.160	218.7	4:59.792
2	1	5:11.179 B	3:28.432	40.997	1:01.750	231.3	10:10.971
3	1	6:25.165	5:00.909	41.665	42.591	269.6	16:36.136
4	1	1:56.005	34.931	39.679	41.395	272.9	18:32.141
5	1	1:50.545	33.085	38.680	38.780	271.3	20:22.686
6	1	1:50.926	33.435	38.465	39.026	275.1	22:13.612
7	1	1:50.113	32.174	38.345	39.594	270.7	24:03.725
8	1	2:02.275 B	32.936	40.631	48.708	274.0	26:06.000
9	1	11:34.416 B	...	41.441	51.370	274.5	37:40.416
10	1	7:41.362	6:20.932	40.653	39.777	271.8	45:21.778
11	1	1:55.609	33.471	39.806	42.332	274.5	47:17.387
12	1	1:52.371	32.765	39.213	40.393	271.8	49:09.758
13	1	1:51.623	33.571	38.810	39.242	274.0	51:01.381
14	1	1:51.781	32.903	40.423	38.455	275.6	52:53.162
15	1	2:23.425 B	32.936	41.665	1:08.824	209.6	55:16.587
16	1	5:15.730	3:54.804	39.125	41.801	230.5	1:00:32.317

2 — Audi Sport Team Joest — Audi R18 — LM P1

1.Allan McNish, 2.Tom Kristensen, 3.Dindo Capello

Lap	D	Time	Sector 1	Sector 2	Sector 3	T. Spd	Elapsed
1	2	6:55.579 B	2:28.147	48.799	3:38.633	261.9	6:55.579
2	2	7:41.456 B	59.070	43.812	5:58.574	255.5	14:37.035
3	2	2:37.301	1:15.277	41.572	40.452	253.1	17:14.336
4	2	1:51.919	33.777	38.665	39.477	273.4	19:06.255
5	2	1:54.141	33.706	40.090	40.345	271.8	21:00.396
6	2	1:53.797	34.032	39.776	39.989	272.9	22:54.193
7	2	1:52.946	34.310	38.793	39.843	271.3	24:47.139
8	2	1:52.105	33.557	39.157	39.391	274.0	26:39.244
9	2	6:32.519 B	36.100	40.916	5:15.503	269.6	33:11.763
10	2	2:16.685	56.433	41.351	38.901	270.2	35:28.448
11	2	1:52.741	34.654	39.281	38.806	274.5	37:21.189
12	2	5:31.833 B	32.584	50.720	4:08.529	173.4	42:53.022
13	2	2:30.186	1:09.957	39.679	40.550	262.9	45:23.208
14	2	1:55.465	34.585	40.185	40.695	268.1	47:18.673
15	2	1:51.688	33.337	39.042	39.309	274.0	49:10.361
16	2	1:52.341	33.634	38.851	39.856	266.5	51:02.702
17	2	1:51.342	32.676	40.107	38.559	275.1	52:54.044
18	2	4:25.836 B	33.243	40.998	3:11.595	209.9	57:19.880
19	2	2:17.806	56.119	40.463	41.224	269.6	59:37.686

3 — Audi Sport Team Joest — Audi R18 — LM P1

1.Timo Bernhard, 2.Romain Dumas, 3.Loic Duval

Lap	D	Time	Sector 1	Sector 2	Sector 3	T. Spd	Elapsed
1	2	4:56.209 B	1:16.790	46.919	2:52.500	252.2	4:56.209
2	2	2:26.052	1:00.968	43.271	41.813	263.9	7:22.261
3	2	1:56.792	33.518	41.416	41.858	267.5	9:19.053
4	2	4:55.919 B	38.196	42.869	3:34.854	209.3	14:14.972
5	2	2:27.263	1:03.321	40.776	43.166	230.5	16:42.235
6	2	1:59.591	35.802	40.790	42.999	251.7	18:41.826
7	2	1:54.656	34.585	40.168	39.903	271.8	20:36.482
8	2	1:51.833	34.162	38.974	38.697	271.3	22:28.315
9	2	1:52.191	32.220	40.395	39.576	271.3	24:20.506
10	2	1:51.035	34.022	38.400	38.613	272.3	26:11.541
11	2	1:49.065	32.364	38.441	38.260	271.8	28:00.606
12	2	1:48.626	31.812	37.859	38.955	273.4	29:49.232
13	2	1:48.996	32.275	38.260	38.461	274.0	31:38.228
14	2	1:50.016	31.666	39.168	39.182	275.1	33:28.244
15	2	1:49.649	32.008	38.242	39.399	276.8	35:17.893
16	2	1:52.446	32.932	39.649	39.865	270.2	37:10.339
17	2	5:44.488 B	32.230	46.839	4:25.419	177.0	42:54.827
18	2	2:31.254	1:11.134	40.144	39.976	275.6	45:26.081
19	2	1:53.948	33.750	39.992	40.206	271.8	47:20.029
20	2	1:52.929	33.702	39.029	40.198	274.0	49:12.958
21	2	1:51.353	32.503	39.694	39.156	277.3	51:04.311
22	2	1:51.722	33.534	39.114	39.074	274.0	52:56.033
23	2	4:22.607 B	33.301	45.803	3:03.503	203.9	57:18.640
24	3	2:22.903	57.488	43.432	41.983	233.6	59:41.543
25	3	1:56.917	35.198	40.165	41.554	272.3	1:01:38.460

12 — Rebellion Racing — Lola B12/60 Coupé - Toyota — LM P1

1.Nicolas Prost, 2.Neel Jani, 3.Nick Heidfeld

Lap	D	Time	Sector 1	Sector 2	Sector 3	T. Spd	Elapsed
1	1	2:48.613	1:20.834	43.458	44.321	253.1	2:48.613
2	1	2:02.344	35.940	43.029	43.375	245.0	4:50.957
3	1	1:57.638	35.527	40.478	41.633	254.1	6:48.595
4	1	1:53.786	33.830	39.640	40.316	269.1	8:42.381
5	1	5:37.296 B	33.162	46.184	4:17.950	226.6	14:19.677
6	1	2:30.517	1:07.921	40.598	41.998	267.5	16:50.194
7	1	1:57.728	35.372	40.107	42.249	257.4	18:47.922
8	1	2:00.612	36.527	43.301	40.784	267.0	20:48.534
9	1	1:57.014	35.069	40.685	41.260	267.0	22:45.548
10	1	1:52.376	33.740	38.994	39.642	268.1	24:37.924
11	1	1:54.683	34.780	38.979	40.924	268.6	26:32.607
12	1	1:52.276	33.472	39.377	39.427	268.6	28:24.883
13	1	3:43.726	33.150	38.827	2:31.749	270.2	32:08.609
14	1	1:56.459	33.035	42.014	41.410	266.5	34:05.068
15	1	1:53.067	34.657	38.954	39.456	269.1	35:58.135
16	1	7:01.853 B	33.000	38.905	5:49.948	190.3	42:59.988
17	2	2:40.299	1:16.334	41.709	42.256	268.1	45:40.287
18	2	1:59.482	34.731	42.383	42.368	269.6	47:39.769
19	2	3:51.505	35.444	41.232	2:34.829	267.0	51:31.274
20	2	1:52.315	33.288	39.310	39.717	271.8	53:23.589
21	2	4:15.719 B	33.218	41.416	3:01.085	189.0	57:39.308
22	2	2:21.695	54.892	40.475	46.328	179.1	1:00:01.003
23	2	1:55.767	35.315	40.590	39.862	269.1	1:01:56.770

13 — Rebellion Racing — Lola B12/60 Coupé - Toyota — LM P1

1.Andrea Belicchi, 2.Harold Primat, 3.Jeroen Bleekemolen

Lap	D	Time	Sector 1	Sector 2	Sector 3	T. Spd	Elapsed
1	1	4:21.829					4:21.829
2	1	1:54.652					6:16.481
3	1	1:52.861					8:09.342
4	1	10:04.351					18:13.693
5	1	1:51.105					20:04.798
6	1	1:55.134					21:59.932
7	1	1:52.613					23:52.545
8	1	1:52.493					25:45.038
9	1	21:02.145					46:47.183
10	1	1:52.452					48:39.635
11	1	1:51.641					50:31.276
12	1	1:52.438					52:23.714
13	1	9:23.100					1:01:46.814

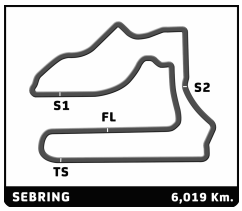

FIA WEC

60th Annual 12 Hours of Sebring

Free Practice 1

Sector Analysis

Personal Best | Session Best | **B** Crossing the finish line in pit lane

15 — Oak Racing — Oak Pescarolo - Judd — LM P1

1.Guillaume Moreau 2.Bertrand Baguette 3.Dominik Kraihamer

Lap	D	Time	Sector 1	Sector 2	Sector 3	T. Spd	Elapsed
1	3	3:05.885	1:37.813	44.670	43.402	256.9	3:05.885
2	3	1:56.403	34.506	40.390	41.507	236.5	5:02.288
3	3	1:57.415	34.622	41.791	41.002	260.9	6:59.703
4	3	1:54.450	35.085	39.472	39.893	259.9	8:54.153
5	3	2:19.242 B	34.339	41.695	1:03.208	171.0	11:13.395
6	3	5:40.765	4:18.137	39.710	42.918	248.1	16:54.160
7	3	1:58.355	36.309	41.675	40.371	259.9	18:52.515
8	3	1:59.642	34.497	43.941	41.204	260.9	20:52.157
9	3	1:57.260	33.967	41.387	41.906	251.7	22:49.417
10	3	1:56.276	34.303	40.814	41.159	238.9	24:45.693
11	3	1:54.942	34.649	40.151	40.142	262.9	26:40.635
12	3	1:57.365	34.909	41.398	41.058	263.9	28:38.000
13	3	1:51.703	33.470	38.692	39.541	261.4	30:29.703
14	3	2:05.052 B	34.013	39.544	51.495	259.4	32:34.755
15	3	5:29.461 B	3:45.080	40.059	1:04.322	259.4	38:04.216
16	3	9:29.847	8:05.218	41.469	43.160	241.9	47:34.063
17	3	1:55.589	34.700	39.584	41.305	255.0	49:29.652
18	3	1:55.789	33.914	40.834	41.041	257.9	51:25.441
19	3	1:53.909	34.382	39.171	40.356	262.4	53:19.350
20	3	2:29.763 B	35.393	42.353	1:12.017	198.0	55:49.113
21	1	3:51.297	2:20.647	44.216	46.434	214.9	59:40.410
22	1	1:57.147	33.343	40.049	43.755	261.4	1:01:37.557

16 — Pescarolo Team — Pescarolo - Judd — LM P1

1.Emmanuel Collard 2.Jean-Christophe Boullion 3.Julien Jousse

Lap	D	Time	Sector 1	Sector 2	Sector 3	T. Spd	Elapsed
1	1	2:50.998	1:23.807	43.822	43.369	256.9	2:50.998
2	1	2:01.821	35.256	43.697	42.868	260.9	4:52.819
3	1	1:57.387	36.121	40.563	40.703	262.4	6:50.206
4	1	1:55.642	34.075	40.820	40.747	259.4	8:45.848
5	1	9:39.668 B	34.306	42.436	8:22.926	183.4	18:25.516
6	1	2:23.332	58.624	42.865	41.843	261.9	20:48.848
7	1	2:00.126	35.139	42.515	42.472	262.4	22:48.974
8	1	1:54.352	34.033	39.829	40.490	258.9	24:43.326
9	1	1:53.664	33.418	40.314	39.932	261.4	26:36.990
10	1	6:39.681 B	37.956	42.400	5:19.325	260.9	33:16.671
11	1	2:20.313	56.000	41.569	42.744	258.9	35:36.984
12	1	7:32.931 B	33.856	40.200	6:18.875	225.1	43:09.915
13	1	2:50.536	1:27.762	41.238	41.536	260.4	46:00.451
14	1	2:01.201	35.308	42.700	43.193	228.2	48:01.652
15	1	1:57.426	34.647	40.488	42.291	257.9	49:59.078
16	1	1:57.049	35.680	40.021	41.348	255.0	51:56.127
17	1	1:54.204	34.366	39.585	40.253	260.4	53:50.331
18	1	4:00.952 B	33.827	39.580	2:47.545	169.5	57:51.283
19	1	2:17.612	55.579	41.155	40.878	260.4	1:00:08.895

21 — Strakka Racing — HPD ARX 03a - Honda — LM P1

1.Nick Leventis 2.Danny Watts 3.Jonny Kane

Lap	D	Time	Sector 1	Sector 2	Sector 3	T. Spd	Elapsed
1	1	8:46.433 B					8:46.433
2	2	5:38.203 B	1:13.879	54.183	3:30.141	177.2	14:24.636
3	2	2:38.845	1:14.073	43.044	41.728	259.9	17:03.481
4	2	1:55.630	34.605	39.942	41.083	271.8	18:59.111
5	2	1:57.991	33.939	40.652	43.400	244.5	20:57.102
6	2	1:54.198	33.451	40.594	40.153	269.6	22:51.300
7	2	1:54.532	34.651	39.422	40.459	271.3	24:45.832
8	2	1:52.720	33.778	39.291	39.651	271.8	26:38.552
9	2	7:05.652 B	36.551	40.209	5:48.892	259.4	33:44.204
10	2	2:36.565	1:07.273	46.036	43.256	266.0	36:20.769
11	2	6:44.073 B	36.266	42.573	5:25.234	178.4	43:04.842
12	1	2:46.482	1:21.189	42.400	42.893	267.5	45:51.324
13	1	2:06.295	35.089	42.337	48.869	228.5	47:57.619
14	1	2:00.847	36.407	40.708	43.732	254.6	49:58.466
15	1	1:59.875	36.163	41.223	42.489	263.9	51:58.341
16	1	5:23.238 B	36.328	40.819	4:06.091	258.4	57:21.579
17	1	2:22.502	57.301	42.192	43.009	268.1	59:44.081
18	1	1:58.843	35.691	41.525	41.627	266.0	1:01:42.924

22 — JRM — HPD ARX 03a - Honda — LM P1

1.David Brabham 2.Karun Chandhok 3.Peter Dumbreck

Lap	D	Time	Sector 1	Sector 2	Sector 3	T. Spd	Elapsed
1	1	3:33.639 B					3:33.639
2	3	2:45.224	1:04.523	51.965	48.736	226.3	6:18.863
3	3	2:04.524	37.453	43.399	43.672	258.4	8:23.387
4	3	5:55.645 B	36.430	43.246	4:35.969	208.3	14:19.032
5	3	2:34.946	1:08.783	42.969	43.194	264.9	16:53.978
6	3	2:02.004	36.343	42.887	42.774	262.4	18:55.982
7	3	2:01.786	34.970	41.330	45.486	236.1	20:57.768
8	3	1:57.310	35.040	41.028	41.242	266.0	22:55.078
9	3	1:59.722	35.605	40.994	43.123	261.4	24:54.800
10	3	1:55.557	34.893	39.974	40.690	265.4	26:50.357
11	3	16:17.119 B	37.079	42.474	...	253.1	43:07.476
12	2	2:52.490	1:23.485	43.595	45.410	189.0	45:59.966
13	2	2:00.758	35.387	41.157	44.214	261.4	48:00.724
14	2	1:58.140	35.110	40.460	42.570	256.0	49:58.864
15	2	2:00.588	36.884	40.670	43.034	249.4	51:59.452
16	2	5:23.768 B	35.470	41.474	4:06.824	240.6	57:23.220
17	2	2:25.134	59.360	41.556	44.218	258.9	59:48.354
18	2	1:59.210	34.981	41.198	43.031	230.1	1:01:47.564

23 — Signatech Nissan — Oreca 03 - Nissan — LM P2

1.Jordan Tresson 2.Franck Mailleux 3.Olivier Lombard

Lap	D	Time	Sector 1	Sector 2	Sector 3	T. Spd	Elapsed
1	2	2:42.073	1:12.943	44.782	44.348	247.6	2:42.073
2	2	2:08.434	39.028	43.850	45.556	244.5	4:50.507
3	2	1:57.802	35.078	41.151	41.573	251.3	6:48.309
4	2	1:59.816	35.600	41.651	42.565	246.7	8:48.125
5	2	2:24.254 B	36.793	44.732	1:02.729	173.8	11:12.379
6	2	6:04.474	4:40.521	42.267	41.686	252.2	17:16.853
7	2	1:57.449	34.681	41.153	41.615	252.7	19:14.302
8	2	1:57.614	34.657	41.383	41.574	254.1	21:11.916
9	2	2:13.229 B	35.506	42.007	55.716	229.7	23:25.145
10	3	3:52.843	2:27.462	42.802	42.579	253.6	27:17.988
11	3	1:58.058	35.184	40.984	41.890	253.1	29:16.046
12	3	1:59.128	35.031	41.325	42.772	254.1	31:15.174
13	3	1:59.670	35.881	41.044	42.745	256.9	33:14.844
14	3	1:58.513	35.012	41.625	41.876	257.4	35:13.357
15	3	1:59.591	35.606	41.350	42.635	255.0	37:12.948
16	3	2:33.591 B	39.772	51.457	1:02.362	161.9	39:46.539
17	3	6:05.521	4:40.176	42.063	43.282	254.1	45:52.060
18	3	2:04.114	35.049	41.463	47.602	250.3	47:56.174
19	3	2:00.796	35.353	41.655	43.788	255.5	49:56.970
20	3	2:00.985	35.165	41.309	44.511	255.5	51:57.955
21	3	2:12.436 B	35.856	40.662	55.918	239.4	54:10.391

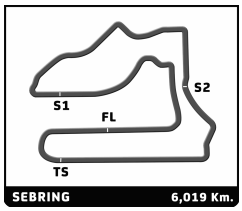

FIA WEC

60th Annual 12 Hours of Sebring

Free Practice 1

Sector Analysis

Personal Best | Session Best | B Crossing the finish line in pit lane

24 — Oak Racing — Morgan - Judd — LM P2

1.Jacques Nicolet, 2.Matthieu Lahaye, 3.Olivier Pla

Lap	D	Time	Sector 1	Sector 2	Sector 3	T. Spd	Elapsed
1	3	3:49.787 B	2:10.322	44.703	54.762	229.7	3:49.787
2	3	5:06.618	3:43.051	41.845	41.722	255.5	8:56.405
3	3	2:29.457 B	36.521	50.890	1:02.046	213.5	11:25.862
4	3	5:10.971	3:43.059	42.520	45.392	245.4	16:36.833
5	3	2:03.559	36.755	43.174	43.630	245.4	18:40.392
6	3	2:02.511	35.909	42.697	43.905	245.0	20:42.903
7	3	2:08.375	35.665	49.511	43.199	250.3	22:51.278
8	3	2:18.261 B	37.240	43.802	57.219	213.2	25:09.539
9	3	6:33.033	5:07.876	42.901	42.256	237.7	31:42.572
10	3	1:58.849	35.075	41.428	42.346	242.3	33:41.421
11	3	1:58.710	34.735	41.536	42.439	234.4	35:40.131
12	3	2:20.725 B	34.958	41.335	1:04.432	245.8	38:00.856
13	3	12:58.008	...	43.011	42.531	238.1	50:58.864
14	3	2:01.505	34.759	44.007	42.739	243.2	53:00.369
15	3	2:34.566 B	34.767	45.486	1:14.313	174.7	55:34.935

25 — ADR-Delta — Oreca 03 - Nissan — LM P2

1.John Martin, 2.Robbie Kerr, 3.Tor Graves

Lap	D	Time	Sector 1	Sector 2	Sector 3	T. Spd	Elapsed
1	3	3:40.107	2:11.391	44.812	43.904	244.5	3:40.107
2	3	1:59.815	37.338	41.280	41.197	255.5	5:39.922
3	3	1:57.636	34.017	41.043	42.576	256.0	7:37.558
4	3	6:46.180 B	35.023	41.316	5:29.841	209.3	14:23.738
5	3	2:34.960	1:12.208	41.381	41.371	251.7	16:58.698
6	3	1:59.187	34.431	42.830	41.926	255.0	18:57.885
7	3	2:56.369 B	34.921	41.457	1:39.991	254.6	21:54.254
8	3	2:22.223	56.274	40.751	45.198	206.7	24:16.477
9	3	1:54.887	34.016	40.118	40.753	257.9	26:11.364
10	3	1:55.678	35.211	39.552	40.915	256.5	28:07.042
11	3	1:53.084	33.555	39.182	40.347	257.4	30:00.126
12	3	2:02.374	39.791	40.142	42.441	258.9	32:02.500
13	3	11:06.220 B	35.491	39.953	9:50.776	256.9	43:08.720
14	1	2:53.832	1:26.105	44.553	43.174	255.5	46:02.552
15	1	3:12.711 B	35.635	42.162	1:54.914	245.4	49:15.263
16	1	2:24.223	58.321	41.836	44.066	255.5	51:39.486
17	1	1:58.127	34.892	40.428	42.807	253.6	53:37.613
18	1	3:39.537 B	36.102	45.144	2:18.291	177.4	57:17.150
19	1	2:26.661	58.034	44.161	44.466	249.0	59:43.811
20	1	1:59.689	35.168	42.805	41.716	257.4	1:01:43.500

28 — Gulf Racing Middle East — Lola B12/80 Coupé - Nissan — LM P2

1.Fabien Giroix, 2.Maxime Jousse, 3.Stefan Johansson

Lap	D	Time	Sector 1	Sector 2	Sector 3	T. Spd	Elapsed
1	1	41:48.832 B					41:48.832
2	3	6:51.550 B	5:00.642	51.207	59.701	183.6	48:40.382
3	3	5:51.090 B	4:05.994	45.035	1:00.061	251.3	54:31.472
4	3	5:25.890	4:00.244	42.594	43.052	252.7	59:57.362
5	3	2:14.823	35.502	55.869	43.452	247.6	1:02:12.185

29 — Gulf Racing Middle East — Lola B12/80 Coupé - Nissan — LM P2

1.Frédéric Fatien, 2.Keiko Ihara, 3.Jean-Denis Deletraz

Lap	D	Time	Sector 1	Sector 2	Sector 3	T. Spd	Elapsed
1	1	26:22.172 B					26:22.172
2	3	3:37.215	1:57.680	50.774	48.761	230.9	29:59.387
3	3	2:08.944	40.878	43.527	44.539	219.0	32:08.331
4	3	2:05.379	38.478	42.732	44.169	234.4	34:13.710
5	3	2:04.978	37.521	42.784	44.673	249.9	36:18.688
6	3	2:33.291 B	37.055	45.351	1:10.885	199.5	38:51.979
7	3	7:27.395	5:54.691	46.592	46.112	247.6	46:19.374
8	3	2:02.500	36.421	42.868	43.211	249.9	48:21.874
9	3	2:01.042	36.183	42.043	42.816	250.3	50:22.916
10	3	1:59.826	35.696	41.522	42.608	249.9	52:22.742
11	3	2:41.769 B	35.679	41.356	1:24.734	102.1	55:04.511
12	3	5:00.896	3:33.046	43.955	43.895	248.5	1:00:05.407

31 — Lotus — Lola B12/80 Coupé - Lotus — LM P2

1.Thomas Holzer, 2.Mirco Shultis, 3.Luca Moro

Lap	D	Time	Sector 1	Sector 2	Sector 3	T. Spd	Elapsed
1	1	3:07.213 B					3:07.213
2	2	5:19.515 B	1:16.190	55.449	3:07.876	160.7	8:26.728
3	2	5:55.926 B	1:05.780	50.270	3:59.876	216.6	14:22.654
4	2	2:45.987	1:16.037	44.992	44.958	250.8	17:08.641
5	2	2:13.061	37.866	50.366	44.829	248.5	19:21.702
6	2	4:07.825 B	46.805	45.416	2:35.604	232.8	23:29.527
7	2	2:34.101	1:04.537	44.267	45.297	221.5	26:03.628
8	2	2:07.151	37.427	44.900	44.824	234.4	28:10.779
9	2	2:04.869	37.884	42.969	44.016	251.7	30:15.648
10	2	2:04.494	37.522	43.319	43.653	250.8	32:20.142
11	2	10:30.542 B	39.614	44.544	9:06.384	219.4	42:50.684
12	3	2:45.029	1:16.043	45.038	43.948	251.7	45:35.713
13	3	2:02.576	37.209	43.284	42.083	254.6	47:38.289
14	3	2:04.009	37.001	42.808	44.200	255.5	49:42.298
15	3	2:01.257	36.530	42.294	42.433	256.0	51:43.555
16	3	1:59.336	36.058	41.269	42.009	256.0	53:42.891
17	3	4:57.547 B	37.111	43.445	3:36.991	183.1	58:40.438
18	3	2:22.808	59.141	41.511	42.156	252.7	1:01:03.246

41 — Greaves Motorsport — Zytek Z11SN - Nissan — LM P2

1.Christian Zugel, 2.Ricardo Gonzalez, 3.Elton Julian

Lap	D	Time	Sector 1	Sector 2	Sector 3	T. Spd	Elapsed
1	3	4:38.797	3:03.187	49.314	46.296	241.5	4:38.797
2	3	2:05.940	38.452	44.634	42.854	252.2	6:44.737
3	3	1:58.541	35.906	41.063	41.572	252.7	8:43.278
4	3	2:20.279 B	34.973	43.794	1:01.512	222.2	11:03.557
5	3	5:38.143	4:10.841	42.556	44.746	244.1	16:41.700
6	3	2:01.750	36.241	42.077	43.432	248.5	18:43.450
7	3	2:01.106	35.233	41.723	44.150	208.9	20:44.556
8	3	2:09.526	35.084	52.602	41.840	256.9	22:54.082
9	3	2:14.391 B	36.652	41.967	55.772	244.1	25:08.473
10	3	3:25.588	2:02.519	41.626	41.443	251.3	28:34.061
11	3	1:54.876	34.668	39.535	40.673	253.1	30:28.937
12	3	1:55.694	34.215	39.689	41.790	255.5	32:24.631
13	3	1:59.081	35.237	42.242	41.602	256.9	34:23.712
14	3	1:57.348	34.460	40.988	41.900	255.0	36:21.060
15	3	2:25.071 B	37.689	41.970	1:05.412	197.5	38:46.131
16	1	8:08.243	6:42.631	43.292	42.320	254.1	46:54.374
17	1	1:59.501	35.736	41.199	42.566	250.8	48:53.875
18	1	1:59.123	35.840	41.089	42.194	253.6	50:52.998
19	1	2:00.317	36.204	41.600	42.513	256.0	52:53.315
20	1	2:35.048 B	36.147	46.849	1:12.052	190.0	55:28.363
21	1	4:54.871	3:30.199	42.495	42.177	249.9	1:00:23.234

44 — Starworks Motorsports — HPD ARX 03b - Honda — LM P2

1.Vicente Potolicchio, 2.Ryan Dalziel, 3.Stéphane Sarrazin

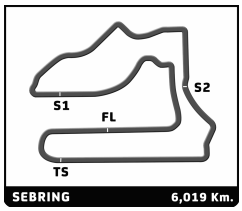

FIA WEC

60th Annual 12 Hours of Sebring

Free Practice 1

Sector Analysis

Personal Best | Session Best | **B** Crossing the finish line in pit lane

49 — Pecom Racing — Oreca 03 - Nissan — LM P2

1.Luis Perez Companc 2.Pierre Kaffer 3.Soheil Ayari

Lap	D	Time	Sector 1	Sector 2	Sector 3	T. Spd	Elapsed
1	1	14:26.880 B					14:26.880
2	1	6:32.106 B	1:43.465	53.046	3:55.595	245.8	20:58.986
3	1	2:38.752	1:11.063	43.623	44.066	255.0	23:37.738
1	3	4:02.134	2:30.172	47.202	44.760	250.8	4:02.134
2	3	2:01.573	36.854	41.638	43.081	253.1	6:03.707
3	3	1:56.720	34.390	40.446	41.884	251.7	8:00.427
4	3	6:15.369 B	34.950	40.111	5:00.308	227.8	14:15.796
5	3	2:27.790	1:05.128	40.631	42.031	255.5	16:43.586
6	3	2:00.849	35.188	43.312	42.349	261.9	18:44.435
7	3	1:58.958	36.608	40.164	42.186	245.0	20:43.393
8	3	1:57.155	34.936	40.699	41.520	255.5	22:40.548
9	3	1:54.500	33.729	39.641	41.130	255.5	24:35.048
10	3	1:57.245	34.913	39.631	42.701	254.1	26:32.293
11	3	1:56.108	34.838	39.779	41.491	256.5	28:28.401
12	3	3:29.142 B	33.766	39.354	2:16.022	255.5	31:57.543
13	1	2:43.550 B	1:05.455	43.354	54.741	255.5	34:41.093
14	1	2:23.756	1:01.172	40.929	41.655	255.0	37:04.849
15	1	5:55.929 B	35.799	48.136	4:31.994	195.8	43:00.778
16	1	2:41.137	1:17.137	40.686	43.314	252.7	45:41.915
17	1	2:00.512	35.985	40.314	44.213	254.6	47:42.427
18	1	1:59.990	35.783	40.452	43.755	256.9	49:42.417
19	1	1:58.718	34.325	41.432	42.961	256.5	51:41.135
20	1	1:56.854	34.233	40.015	42.606	256.9	53:37.989
21	1	4:16.915 B	36.978	44.267	2:55.670	182.2	57:54.904
22	1	2:19.429	55.976	41.169	42.284	255.0	1:00:14.333

50 — Larbre Competition — Chevrolet Corvette C6-ZR1 — LM GTE Am

1.Patrick Bornhauser 2.Julien Canal 3.Pedro Lamy

Lap	D	Time	Sector 1	Sector 2	Sector 3	T. Spd	Elapsed
1	2	4:44.716 B	2:24.653	1:06.129	1:13.934	156.6	4:44.716
2	3	14:23.523	...	51.300	47.553	212.5	19:08.239
3	3	2:08.147	37.990	44.264	45.893	215.5	21:16.386
4	3	2:05.935	37.507	43.352	45.076	247.6	23:22.321
5	3	2:05.056	37.013	43.324	44.719	249.0	25:27.377
6	3	2:07.830	37.802	44.322	45.706	232.8	27:35.207
7	3	2:46.814 B	38.658	49.085	1:19.071	117.1	30:22.021
8	3	17:15.581	...	52.483	49.000	223.7	47:37.602
9	3	2:15.032	41.678	47.564	45.790	246.7	49:52.634
10	3	2:05.225	36.584	42.911	45.730	243.6	51:57.859
11	3	3:01.194 B	41.299	52.441	1:27.454	106.4	54:59.053

51 — AF Corse — Ferrari F458 Italia — LM GTE Pro

1.Giancarlo Fisichella 2.Gianmaria Bruni 3.Toni Vilander

Lap	D	Time	Sector 1	Sector 2	Sector 3	T. Spd	Elapsed
1	3	4:12.116	2:35.425	48.299	48.392	239.4	4:12.116
2	3	2:09.230	38.549	45.086	45.595	243.6	6:21.346
3	3	2:03.758	36.388	42.566	44.804	244.1	8:25.104
4	3	5:52.633 B	36.169	44.011	4:32.453	214.5	14:17.737
5	3	2:33.498	1:06.231	43.395	43.872	247.6	16:51.235
6	3	2:02.476	36.539	42.304	43.633	245.0	18:53.711
7	3	2:21.370	36.139	50.393	54.838	135.6	21:15.081
8	3	2:01.895	35.981	42.496	43.418	246.3	23:16.976
9	3	2:17.136	35.880	43.210	58.046	157.9	25:34.112
10	3	3:18.101 B	35.985	42.076	2:00.040	247.2	28:52.213
11	3	2:27.958	57.871	42.221	47.866	147.2	31:20.171
12	3	2:04.049	36.026	43.864	44.159	245.0	33:24.220
13	3	2:01.610	35.978	42.159	43.473	246.3	35:25.830
14	3	7:32.471 B	37.297	42.720	6:12.454	209.9	42:58.301
15	3	2:43.636	1:15.194	43.701	44.741	236.9	45:41.937
16	3	2:09.122	36.959	43.839	48.324	245.4	47:51.059
17	3	2:03.602	36.687	42.994	43.921	248.1	49:54.661
18	3	2:02.884	36.242	42.291	44.351	247.6	51:57.545
19	3	5:22.593 B	39.631	42.489	4:00.473	171.0	57:20.138
20	1	2:25.734	57.443	44.519	43.772	248.5	59:45.872
21	1	2:02.659	36.188	42.478	43.993	247.6	1:01:48.531

55 — JWA-Avila — Porsche 911 RSR (997) — LM GTE Am

1.Bill Binnie 2.Markus Palttala 3.Jöel Camathias

Lap	D	Time	Sector 1	Sector 2	Sector 3	T. Spd	Elapsed
1	1	1:39.353 B					1:39.353
2	2	2:57.478	1:19.314	49.624	48.540	232.8	4:36.831
3	2	4:24.359 B	39.381	46.459	2:58.519	212.5	9:01.190
4	2	7:21.040	5:47.027	46.044	47.969	243.6	16:22.230
5	2	2:10.180	39.364	44.938	45.878	245.4	18:32.410
6	2	2:08.029	38.142	44.621	45.266	247.6	20:40.439
7	2	2:08.276	37.773	44.644	45.859	247.6	22:48.715
8	2	2:07.857	38.154	43.937	45.766	246.3	24:56.572
9	2	6:39.351 B	39.128	45.268	5:14.955	242.3	31:35.923
10	2	2:33.970	1:02.671	45.066	46.233	245.8	34:09.893
11	2	2:06.395	38.258	43.359	44.778	245.0	36:16.288
12	2	6:47.666 B	37.599	45.016	5:25.051	183.6	43:03.954
13	2	2:52.200	1:21.791	44.970	45.439	246.3	45:56.154
14	2	6:28.024 B	37.993	44.463	5:05.568	244.5	52:24.178
15	2	5:04.048 B	1:02.054	45.260	3:16.734	244.5	57:28.226
16	2	2:30.523	1:01.080	43.766	45.677	248.5	59:58.749
17	2	2:07.585	38.153	44.086	45.346	245.4	1:02:06.334

57 — Krohn Racing — Ferrari F458 Italia — LM GTE Am

1.Tracy Krohn 2.Niclas Jönsson 3.Michele Rugolo

Lap	D	Time	Sector 1	Sector 2	Sector 3	T. Spd	Elapsed
1	2	3:39.771	2:04.604	47.776	47.391	241.9	3:39.771
2	2	2:08.632	39.568	44.278	44.786	243.2	5:48.403
3	2	2:19.173	36.883	56.240	46.050	242.8	8:07.576
4	2	2:31.023 B	37.182	46.119	1:07.722	163.2	10:38.599
5	2	7:14.287	5:44.226	44.686	45.375	242.8	17:52.886
6	2	2:05.093	37.444	43.192	44.457	243.6	19:57.979
7	2	2:05.863	38.033	43.129	44.701	244.1	22:03.842
8	2	2:03.822	36.682	42.483	44.657	245.0	24:07.664
9	2	2:03.709	36.733	42.709	44.267	245.4	26:11.373
10	2	2:15.523 B	36.902	42.837	55.784	222.2	28:26.896
11	1	11:01.572 B	9:09.112	49.851	1:02.609	236.5	39:28.468
12	1	6:53.362	5:20.754	44.804	47.804	242.3	46:21.830
13	1	2:10.220	38.943	44.094	47.183	242.8	48:32.050
14	1	2:08.720	38.331	43.948	46.441	243.2	50:40.770
15	1	2:08.561	38.442	44.536	45.583	244.1	52:49.331
16	1	2:32.019 B	39.187	46.234	1:06.598	225.9	55:21.350
17	1	4:53.566	3:21.825	45.051	46.690	243.2	1:00:14.916

58 — Luxury Racing — Ferrari F458 Italia — LM GTE Am

1.Pierre Ehret 2.Dominik Farnbacher 3.François Jakubowski

Lap	D	Time	Sector 1	Sector 2	Sector 3	T. Spd	Elapsed
1	2	3:10.755	1:36.117	47.296	47.342	219.7	3:10.755
2	2	2:09.486	39.314	44.677	45.495	241.1	5:20.241
3	2	2:06.135	37.845	43.862	44.428	242.8	7:26.376

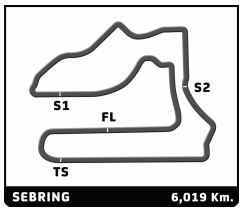

FIA WEC

60th Annual 12 Hours of Sebring

Free Practice 1

Sector Analysis

Personal Best | Session Best | B Crossing the finish line in pit lane

Lap	D	Time	Sector 1	Sector 2	Sector 3	T. Spd	Elapsed
4	2	6:52.136 B	36.929	43.199	5:32.008	242.8	14:18.512
5	2	2:36.802	1:08.510	43.490	44.802	246.7	16:55.314
6	2	2:05.496	37.431	43.442	44.623	243.6	19:00.810
7	2	2:04.127	36.988	42.989	44.150	242.8	21:04.937
8	2	3:49.123 B	37.291	43.859	2:27.973	243.2	24:54.060
9	2	2:25.841	57.665	43.723	44.453	245.0	27:19.901
10	2	2:03.444	36.881	42.561	44.002	241.9	29:23.345
11	2	2:02.988	36.383	42.735	43.870	242.8	31:26.333
12	2	3:52.558 B	36.819	42.789	2:32.950	245.0	35:18.891
13	1	7:43.601 B	1:01.684	44.097	5:57.820	242.8	43:02.492
14	1	2:52.800	1:20.731	45.263	46.806	242.8	45:55.292
15	1	7:11.341 B	37.939	1:39.278	4:54.124	175.6	53:06.633
16	1	4:30.162 B	1:03.771	47.734	2:38.657	171.4	57:36.795
17	1	2:32.731	1:00.378	46.631	45.722	241.1	1:00:09.526

59 Luxury Racing — Ferrari F458 Italia — LM GTE Pro
1.Frédéric Makowiecki 2.Jaime Melo 3.Jean-Karl Vernay

Lap	D	Time	Sector 1	Sector 2	Sector 3	T. Spd	Elapsed
1	2	3:06.906	1:34.520	46.277	46.109	221.5	3:06.906
2	2	2:07.297	37.536	43.803	45.958	218.7	5:14.203
3	2	2:03.065	36.381	42.498	44.186	247.6	7:17.268
4	2	6:59.561 B	38.194	43.613	5:37.754	247.6	14:16.829
5	1	2:33.478	1:05.419	43.671	44.388	246.3	16:50.307
6	1	2:06.656	36.872	45.791	43.993	249.0	18:56.963
7	1	2:03.918	36.149	42.945	44.824	230.9	21:00.881
8	1	2:04.507	36.900	43.533	44.074	249.9	23:05.388
9	1	2:01.713	36.386	41.773	43.554	249.0	25:07.101
10	1	4:53.868 B	36.208	42.465	3:35.195	250.8	30:00.969
11	1	2:23.732	57.431	42.450	43.851	246.7	32:24.701
12	1	4:50.461 B	36.637	43.324	3:30.500	248.5	37:15.162
13	1	7:51.121	6:21.904	43.949	45.268	229.3	45:06.283
14	1	2:04.019	37.781	42.661	43.577	248.5	47:10.302
15	1	4:31.367 B	37.492	43.946	3:09.929	246.3	51:41.669
16	3	5:42.590 B	1:00.253	44.536	3:57.801	209.6	57:24.259
17	3	2:33.963	1:01.833	45.670	46.460	237.3	59:58.222
18	3	2:07.628	37.977	43.700	45.951	245.8	1:02:05.850

61 AF Corse-Waltrip — Ferrari F458 Italia — LM GTE Am
1.Robert Kauffman 2.Michael Waltrip 3.Rui Aguas

Lap	D	Time	Sector 1	Sector 2	Sector 3	T. Spd	Elapsed
1	3	4:50.160	3:11.988	48.648	49.524	204.3	4:50.160
2	3	2:20.314	39.793	49.756	50.765	207.4	7:10.474
3	3	7:17.286 B	38.521	47.702	5:51.063	236.9	14:27.760
4	3	2:57.826	1:24.526	46.674	46.626	241.9	17:25.586
5	3	2:07.659	37.991	44.165	45.503	242.3	19:33.245
6	3	4:03.054 B	37.666	43.889	2:41.499	215.2	23:36.299
7	3	2:33.101	1:02.120	45.468	45.513	242.8	26:09.400
8	3	2:06.647	37.801	43.728	45.118	245.0	28:16.047
9	3	2:05.617	37.379	43.550	44.688	242.8	30:21.664
10	3	2:05.864	37.372	43.126	45.366	245.0	32:27.528
11	3	4:39.462 B	38.210	45.172	3:16.080	231.6	37:06.990
12	1	8:20.066	6:38.831	51.408	49.827	224.0	45:27.056
13	1	2:19.314	40.123	49.940	49.251	238.1	47:46.370
14	1	2:14.390	39.340	46.087	48.963	218.7	50:00.760
15	1	2:11.868	39.089	45.639	47.140	236.9	52:12.628
16	1	5:18.683 B	39.134	45.589	3:53.960	103.4	57:31.311
17	1	2:37.008	1:03.003	46.062	47.943	242.8	1:00:08.319

70 Larbre Competition — Chevrolet Corvette C6-ZR1 — LM GTE Am
1.Christophe Bourret 2.Pascal Gibon 3.Jean-Philippe Belloc

Lap	D	Time	Sector 1	Sector 2	Sector 3	T. Spd	Elapsed
1	1	5:05.640 B	3:02.093	55.433	1:08.114	151.9	5:05.640
2	1	12:23.130	...	48.102	46.501	241.9	17:28.770
3	1	2:07.173	38.190	43.884	45.099	243.6	19:35.943
4	1	2:21.359 B	37.574	43.733	1:00.052	222.2	21:57.302
5	1	4:38.519	2:59.140	49.691	49.688	213.2	26:35.821
6	1	2:24.844 B	39.193	46.463	59.188	198.0	29:00.665
7	3	6:23.091	4:47.949	47.591	47.551	240.6	35:23.756
8	3	2:32.462 B	39.307	46.071	1:07.084	206.7	37:56.218
9	3	8:26.328	6:50.126	46.675	49.527	230.5	46:22.546
10	3	2:11.692	39.469	45.627	46.596	242.3	48:34.238
11	3	2:09.879	38.677	44.422	46.780	225.5	50:44.117
12	3	2:09.244	38.366	44.575	46.303	245.8	52:53.361
13	3	2:40.065 B	38.870	47.317	1:13.878	177.7	55:33.426
14	3	4:44.918	3:12.769	45.624	46.525	242.8	1:00:18.344

71 AF Corse — Ferrari F458 Italia — LM GTE Pro
1.Andrea Bertolini 2.Olivier Beretta 3.Marco Cioci

Lap	D	Time	Sector 1	Sector 2	Sector 3	T. Spd	Elapsed
1	1	8:12.699 B					8:12.699
2	1	6:08.277 B	1:00.760	47.696	4:19.821	235.2	14:20.976
3	1	2:42.029	1:11.242	45.372	45.415	243.6	17:03.005
4	1	2:03.325	36.854	42.514	43.957	245.4	19:06.330
5	1	2:05.283	36.400	42.565	46.318	223.7	21:11.613
6	1	2:05.938	36.639	44.238	45.061	232.8	23:17.551
7	1	2:03.564	36.351	42.684	44.529	249.0	25:21.115
8	1	2:05.907	37.244	43.263	45.400	211.5	27:27.022
9	1	2:01.690	36.188	41.843	43.659	249.0	29:28.712
10	1	2:02.275	36.620	41.909	43.746	247.2	31:30.987
11	1	2:02.085	36.231	42.305	43.549	249.4	33:33.072
12	1	2:05.621	37.602	43.333	44.686	249.9	35:38.693
13	1	7:20.618 B	36.326	44.345	5:59.947	246.3	42:59.311
14	3	2:49.579	1:17.092	43.928	48.559	216.2	45:48.890
15	3	2:05.676	37.067	43.268	45.341	247.2	47:54.566
16	3	2:05.556	36.785	42.874	45.897	246.3	50:00.122
17	3	2:03.858	36.797	42.518	44.543	248.5	52:03.980
18	3	5:21.293 B	37.151	42.535	4:01.607	248.1	57:25.273
19	3	2:29.119	1:01.048	43.877	44.194	248.5	59:54.392
20	3	2:17.591	36.866	49.292	51.433	152.1	1:02:11.983

77 Team Felbermayr-Proton — Porsche 911 RSR (997) — LM GTE Pro
1.Richard Lietz 2.Marc Lieb 3.Patrick Pilet

Lap	D	Time	Sector 1	Sector 2	Sector 3	T. Spd	Elapsed
1	1	5:01.669 B	1:26.323	47.927	2:47.419	238.9	5:01.669
2	1	2:26.848	58.897	43.331	44.620	248.1	7:28.517
3	1	6:43.051 B	36.753	43.135	5:23.163	246.7	14:11.568
4	1	2:32.990	1:04.557	44.089	44.344	248.1	16:44.558
5	1	2:04.200	36.899	43.549	43.752	252.2	18:48.758
6	1	2:09.207	37.436	45.871	45.900	247.6	20:57.965
7	1	2:04.212	36.697	43.601	43.914	249.9	23:02.177
8	1	2:02.853	36.636	42.436	43.781	248.5	25:05.030
9	1	2:02.030	36.146	42.243	43.641	249.0	27:07.060
10	1	5:35.470 B	36.377	42.179	4:16.914	248.5	32:42.530
11	1	2:25.434	59.013	42.806	43.615	249.0	35:07.964
12	1	2:02.514	36.473	42.076	43.965	248.5	37:10.478
13	1	5:45.786 B	36.213	43.665	4:25.908	182.4	42:56.264
14	2	2:42.787	1:14.688	43.448	44.651	248.1	45:39.051

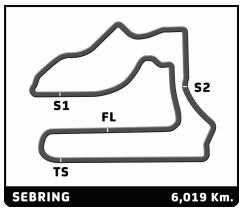

FIA WEC

60th Annual 12 Hours of Sebring

Free Practice 1

Sector Analysis

Personal Best | Session Best | **B** Crossing the finish line in pit lane

Lap	D	Time	Sector 1	Sector 2	Sector 3	T. Spd	Elapsed
15	2	5:13.501 B	36.534	42.366	3:54.601	186.4	50:52.552

88 **Team Felbermayr-Proton** — Porsche 911 RSR (997)
1.Christian Ried, 2.Gianluca Roda, 3.Paolo Ruberti — LM GTE Am

Lap	D	Time	Sector 1	Sector 2	Sector 3	T. Spd	Elapsed
1	3	3:23.284	1:46.936	47.988	48.360	227.8	3:23.284
2	3	2:07.348	38.380	43.760	45.208	247.2	5:30.632
3	3	2:05.563	36.871	43.277	45.415	249.4	7:36.195
4	3	6:41.055 B	36.693	43.488	5:20.874	187.7	14:17.250
5	3	2:36.195	1:07.054	44.060	45.081	247.2	16:53.445
6	3	2:05.607	37.159	44.355	44.093	251.3	18:59.052
7	3	2:03.512	36.556	42.848	44.108	251.7	21:02.564
8	3	5:13.598 B	37.079	44.373	3:52.146	225.9	26:16.162
9	2	2:47.676	1:06.940	49.372	51.364	211.5	29:03.838
10	2	2:10.256	38.681	45.585	45.990	247.6	31:14.094
11	2	2:07.547	38.631	43.460	45.456	250.8	33:21.641
12	2	2:06.293	38.147	43.628	44.518	252.7	35:27.934
13	2	16:01.936 B	37.393	43.977	...	249.4	51:29.870
14	2	5:52.757 B	58.569	44.301	4:09.887	244.5	57:22.627
15	2	2:29.141	58.734	44.795	45.612	250.8	59:51.768
16	2	2:06.315	37.912	43.189	45.214	250.8	1:01:58.083

97 **Aston Martin Racing** — Aston Martin Vantage V8
1.Stefan Mücke, 2.Adrian Fernandez, 3.Darren Turner — LM GTE Pro

Lap	D	Time	Sector 1	Sector 2	Sector 3	T. Spd	Elapsed
1	1	1:38.293 B					1:38.293
2	1	7:02.075 B	1:16.903	52.673	4:52.499	186.6	8:40.368
3	1	5:33.109 B	1:03.240	50.867	3:39.002	212.5	14:13.477
4	1	2:40.761	1:07.883	46.503	46.375	217.6	16:54.238
5	1	2:08.551	38.192	45.097	45.262	249.4	19:02.789
6	1	2:07.287	37.917	44.466	44.904	241.9	21:10.076
7	1	2:09.606	37.574	46.376	45.656	247.6	23:19.682
8	1	2:06.722	38.160	43.993	44.569	247.2	25:26.404
9	1	2:11.323	37.172	48.519	45.632	250.8	27:37.727
10	1	8:20.755 B	37.837	44.365	6:58.553	222.9	35:58.482
11	1	6:58.292 B	1:02.260	46.716	5:09.316	203.9	42:56.774
12	1	2:47.179	1:16.013	45.029	46.137	245.4	45:43.953
13	1	2:08.552	37.742	43.259	47.551	246.3	47:52.505
14	1	2:05.762	37.058	43.451	45.253	232.4	49:58.267
15	1	7:28.590 B	37.850	43.025	6:07.715	233.2	57:26.857
16	1	2:29.876	1:01.014	44.084	44.778	243.6	59:56.733
17	1	2:05.273	37.380	42.953	44.940	246.7	1:02:02.006