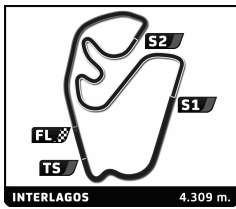


FIA WEC
6 Hours of Sao Paulo
Warm Up

Sector Analysis

Personal Best Session Best B Crossing the finish line in pit lane

Lap	D	Time	Sector 1	Sector 2	Sector 3	T. Spd	Elapsed	Lap	D	Time	Sector 1	Sector 2	Sector 3	T. Spd	Elapsed
1 Audi Sport Team Joest Audi R18 e-tron quattro LMP1 1.Marcel Fässler 3.Benoit Tréluyer 2.André Lotterer								12	2	1:29.617	22.230	46.688	20.699	234.8	19:42.735
1	3	2:01.020	34.530	52.935	33.555		2:01.020	13	2	1:31.419	22.895	47.868	20.656	234.3	21:14.154
2	3	1:28.433	22.070	46.371	19.992	232.3	3:29.453								
3	3	1:29.421 B	20.637	42.469	26.315	279.1	4:58.874								
4	1	2:40.804	1:32.084	48.558	20.162		7:39.678								
5	1	1:32.537 B	21.112	45.098	26.327	268.7	9:12.215								
6	1	2:02.620 B	48.248	46.535	27.837		11:14.835								
7	2	6:15.485	5:10.995	44.569	19.921		17:30.320								
8	2	1:23.608	20.743	43.163	19.702	274.1	18:53.928								
9	2	1:25.553	20.829	44.225	20.499	280.5	20:19.481								
2 Audi Sport Team Joest Audi R18 ultra LMP1 1.Tom Kristensen 3.Lucas Di Grassi 2.Allan McNish															
1	1	1:41.161	30.696	48.969	21.496		1:41.161								
2	1	1:25.733	21.770	43.833	20.130	241.1	3:06.894								
3	1	1:24.135	20.932	43.174	20.029	263.4	4:31.029								
4	1	1:26.965	20.732	45.646	20.587	273.4	5:57.994								
5	1	1:23.635	20.839	42.916	19.880	277.6	7:21.629								
6	1	1:31.155 B	21.110	42.768	27.277	266.7	8:52.784								
7	2	2:17.911	1:11.746	45.798	20.367		11:10.695								
8	2	1:28.557	23.735	44.784	20.038	233.3	12:39.252								
9	2	1:24.473	20.806	43.652	20.015	272.7	14:03.725								
10	2	1:24.012	20.800	43.290	19.922	276.9	15:27.737								
11	2	1:24.797	20.736	43.539	20.522	273.4	16:52.534								
12	2	1:24.930	21.074	43.936	19.920	264.7	18:17.464								
13	2	1:27.612	21.330	45.820	20.462	242.2	19:45.076								
14	2	1:27.510	21.324	46.088	20.098	259.0	21:12.586								
7 Toyota Racing Toyota TS030 - Hybrid LMP1 1.Alexander Wurz 2.Nicolas Lapierre															
1	2	2:21.619 B	58.186	52.009	31.424		2:21.619								
2	2	5:48.510	4:24.510	54.010	29.990		8:10.129								
3	2	1:27.409	22.011	45.236	20.162	220.0	9:37.538								
4	2	1:27.408	20.917	46.126	20.365	270.7	11:04.946								
5	2	1:23.515	20.924	42.842	19.749	272.0	12:28.461								
6	2	1:23.402	20.852	42.725	19.825	273.4	13:51.863								
7	2	1:33.411 B	20.962	44.647	27.802	274.1	15:25.274								
8	1	2:30.881	1:23.545	46.773	20.563		17:56.155								
9	1	1:24.259	20.918	43.398	19.943	268.7	19:20.414								
10	1	1:24.700	20.803	43.989	19.908	274.8	20:45.114								
12 Rebellion Racing Lola B12/60 Coupé - Toyota LMP1 1.Nicolas Prost 2.Neel Jani															
1	1	1:35.929	30.342	45.308	20.279		1:35.929								
2	1	1:25.485	21.337	44.078	20.070	272.0	3:01.414								
3	1	1:25.008	21.276	43.503	20.229	264.1	4:26.422								
4	1	1:32.569	21.241	50.177	21.151	268.7	5:58.991								
5	1	1:25.040	21.255	43.748	20.037	264.1	7:24.031								
6	1	1:24.955	21.136	43.720	20.099	270.0	8:48.986								
7	1	1:30.212	21.165	48.366	20.681	274.8	10:19.198								
8	1	1:40.608 B	21.314	49.361	29.933	262.8	11:59.806								
9	2	3:14.768	2:08.504	45.827	20.437		15:14.574								
10	2	1:27.162	21.932	44.830	20.400	263.4	16:41.736								
11	2	1:31.382	22.195	48.526	20.661	226.4	18:13.118								
13 Rebellion Racing Lola B12/60 Coupé - Toyota LMP1 1.Andrea Belicchi 2.Harold Primat															
1	2	1:50.937	38.456	50.882	21.599		1:50.937								
2	2	1:26.555	21.849	44.301	20.405	244.3	3:17.492								
3	2	1:25.804	21.503	43.987	20.314	267.3	4:43.296								
4	2	1:27.098	21.447	45.211	20.440	247.7	6:10.394								
5	2	1:30.729	21.385	48.346	20.998	257.8	7:41.123								
6	2	1:25.526	21.396	44.029	20.101	250.0	9:06.649								
7	2	1:25.346	21.252	43.933	20.161	266.0	10:31.995								
8	2	1:25.484	21.275	43.521	20.688	260.2	11:57.479								
9	2	1:25.061	21.205	43.727	20.129	259.0	13:22.540								
10	2	1:27.229	21.238	45.716	20.275	265.4	14:49.769								
11	2	1:27.078	21.323	44.680	20.175	262.8	16:16.847								
12	2	1:26.095	21.665	44.251	20.179	247.7	17:42.942								
13	2	1:25.990	21.416	44.407	20.167	259.6	19:08.932								
14	2	1:32.626 B	21.501	43.968	27.157	266.7	20:41.558								
21 Strakka Racing HPD ARX 03a - Honda LMP1 1.Nick Leventis 3.Jonny Kane 2.Danny Watts															
1	3	2:04.948	52.457	51.373	21.118		2:04.948								
2	3	1:27.095	21.961	44.714	20.420	223.6	3:32.043								
3	3	1:25.156	21.339	43.587	20.230	255.9	4:57.199								
4	3	1:24.823	21.261	43.478	20.084	258.4	6:22.022								
5	3	1:40.709 B	21.949	45.416	33.344	262.8	8:02.731								
6	1	3:06.972	1:53.616	52.764	20.592		11:09.703								
7	1	1:56.845 B	27.021	53.287	36.537	213.4	13:06.548								
8	1	5:08.404	3:56.972	50.376	21.056		18:14.952								
9	1	1:32.839	22.679	48.915	21.245	221.8	19:47.791								
10	1	1:36.226	22.980	51.628	21.618	209.3	21:24.017								
22 JRM HPD ARX 03a - Honda LMP1 1.David Brabham 3.Peter Dumbreck 2.Karun Chandhok															
1	1	1:50.074 B	30.287	50.409	29.378		1:50.074								
2	1	3:13.716	2:07.365	45.832	20.519		5:03.790								
3	1	1:26.011	21.181	44.031	20.799	264.1	6:29.801								
4	1	1:26.312	21.283	44.736	20.293	267.3	7:56.113								
5	1	1:28.659	21.168	45.690	21.801	270.0	9:24.772								
6	1	1:34.142 B	21.197	46.484	26.461	268.0	10:58.914								
7	2	3:00.973	1:54.441	46.091	20.441		13:59.887								
8	2	1:25.459	21.282	43.893	20.284	268.7	15:25.346								
9	2	1:27.088	21.174	45.237	20.677	272.7	16:52.434								
10	2	1:28.481	21.672	45.378	21.431	276.2	18:20.915								
11	2	1:35.621 B	21.074	46.344	28.203	274.1	19:56.536								
23 Signatech Nissan Oreca 03 - Nissan LMP2 1.Franck Mailleux 3.Jordan Tresson 2.Olivier Lombard															
1	1	2:27.931	1:11.840	54.183	21.908		2:27.931								
2	1	1:39.638 B	23.290	47.751	28.597	216.9	4:07.569								
3	2	2:43.113	1:34.028	47.570	21.515		6:50.682								
4	2	1:37.999 B	22.235	47.422	28.342	257.8	8:28.681								
5	3	2:42.759	1:29.957	51.010	21.792		11:11.440								
6	3	1:41.032 B	24.603	48.096	28.333	250.0	12:52.472								
7	3	2:52.377	1:43.843	47.042	21.492		15:44.849								

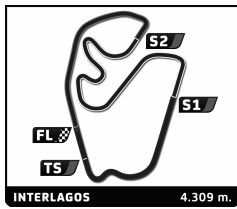


FIA WEC
6 Hours of Sao Paulo
Warm Up

Sector Analysis

Personal Best Session Best B Crossing the finish line in pit lane

Lap	D	Time	Sector 1	Sector 2	Sector 3	T. Spd	Elapsed	Lap	D	Time	Sector 1	Sector 2	Sector 3	T. Spd	Elapsed
8	3	1:30.356	22.775	46.193	21.388	225.0	17:15.205	6	1	4:53.209	3:41.518	49.939	21.752		13:45.345
9	3	1:30.754	22.439	46.704	21.611	234.3	18:45.959	7	1	1:32.894	22.989	48.269	21.636	224.5	15:18.239
10	3	1:29.569	22.408	45.754	21.407	241.6	20:15.528	8	1	1:31.466	22.454	47.360	21.652	242.2	16:49.705
24 Oak Racing Morgan - Nissan 1.Jacques Nicolet 3.Olivier Pla LMP2 2.Matthieu Lahaye								31 Lotus Lola B12/80 Coupé - Lotus 1.Thomas Holzer 3.Luca Moro LMP2 2.Mirco Schultis							
1	3	1:52.747	40.727	49.540	22.480		1:52.747	1	1	2:11.606	54.737	54.346	22.523		2:11.606
2	3	1:29.600	22.627	45.744	21.229	231.8	3:22.347	2	1	1:33.403	24.100	47.417	21.886	199.6	3:45.009
3	3	1:28.304	22.053	45.058	21.193	259.6	4:50.651	3	1	1:32.193	22.815	47.412	21.966	248.3	5:17.202
4	3	1:27.959	21.845	44.923	21.191	261.5	6:18.610	4	1	1:30.904	22.798	46.554	21.552	248.3	6:48.106
5	3	1:28.585	22.185	45.311	21.089	264.7	7:47.195	5	1	1:30.774	22.619	46.586	21.569	251.7	8:18.880
6	3	1:32.279	22.730	48.121	21.428	266.0	9:19.474	6	1	1:38.979 B	22.482	46.655	29.842	257.8	9:57.859
7	3	1:28.053	22.016	44.914	21.123	262.8	10:47.527	32 Lotus Lola B12/80 Coupé - Lotus 1.Vitantonio Liuzzi 3.Kevin Weeda LMP2 2.James Rossiter							
8	3	1:27.977	21.754	45.095	21.128	261.5	12:15.504	1	2	2:31.500	1:19.685	49.722	22.093		2:31.500
9	3	1:28.225	21.830	45.250	21.145	262.1	13:43.729	2	2	1:30.562	22.736	46.204	21.622	244.9	4:02.062
10	3	1:29.914	22.207	46.428	21.279	264.1	15:13.643	3	2	1:29.697	22.201	45.700	21.796	256.5	5:31.759
11	3	1:27.823	21.894	44.862	21.067	262.8	16:41.466	4	2	1:34.779	22.226	50.659	21.894	258.4	7:06.538
12	3	1:30.285	22.109	46.713	21.463	263.4	18:11.751	5	2	1:29.286	22.152	45.591	21.543	258.4	8:35.824
13	3	1:37.869 B	21.896	46.086	29.887	263.4	19:49.620	6	2	1:29.210	22.339	45.366	21.505	259.0	10:05.034
25 ADR-Delta Oreca 03 - Nissan 1.John Martin 3.Tor Graves LMP2 2.Jan Charouz								7 2 1:35.959 B 22.177 45.383 28.399 258.4 11:40.993 8 3 3:17.811 2:05.925 49.791 22.095 14:58.804 9 3 1:33.439 23.161 48.335 21.943 226.9 16:32.243 10 3 1:33.039 23.109 47.828 22.102 237.9 18:05.282 11 3 1:37.095 24.372 49.765 22.958 197.1 19:42.377 12 3 1:34.271 23.423 48.654 22.194 233.3 21:16.648							
1	1	1:59.589	49.129	48.887	21.573		1:59.589	35 Oak Racing Morgan - Nissan 1.Bertrand Baguette 3.Alex Brundle LMP2 2.Dominik Kraihamer							
2	1	1:31.546	22.265	47.440	21.841	252.9	3:31.135	1	2	1:53.375	40.469	50.375	22.531		1:53.375
3	1	1:29.438	22.404	45.725	21.309	258.4	5:00.573	2	2	1:30.048	22.835	45.882	21.331	226.4	3:23.423
4	1	1:36.148 B	22.240	45.818	28.090	261.5	6:36.721	3	2	1:28.324	21.962	45.226	21.136	257.1	4:51.747
5	1	3:13.197	2:05.862	45.944	21.391		9:49.918	4	2	1:27.970	21.803	45.031	21.136	258.4	6:19.717
6	1	1:29.120	21.981	45.658	21.481	260.2	11:19.038	5	2	1:28.530	22.202	45.202	21.126	262.1	7:48.247
7	1	1:37.853 B	22.443	46.790	28.620	257.1	12:56.891	6	2	1:30.200	21.980	46.678	21.542	246.6	9:18.447
8	1	2:53.137	1:45.365	46.438	21.334		15:50.028	7	2	1:27.776	21.913	44.796	21.067	255.3	10:46.223
9	1	1:28.852	22.040	45.467	21.345	259.6	17:18.880	8	2	1:28.668	21.699	45.348	21.621	257.8	12:14.891
10	1	1:29.066	22.614	45.290	21.162	257.1	18:47.946	9	2	1:28.302	21.807	45.327	21.168	260.9	13:43.193
11	1	1:29.611	22.435	46.040	21.136	248.3	20:17.557	10	2	1:28.493	21.922	45.489	21.082	259.6	15:11.686
26 Signatech Nissan Oreca 03 - Nissan 1.Nelson Panciatichi 3.Roman Rusinov LMP2 2.Pierre Ragues								11 2 1:35.487 B 21.754 44.882 28.851 257.1 16:47.173 12 1 2:46.782 B 1:32.194 46.650 27.938 19:33.955							
1	1	1:52.680	34.932	54.655	23.093		1:52.680	41 Greaves Motorsport Zytec Z11SN - Nissan 1.Christian Zugel 3.Elton Julian LMP2 2.Roberto Gonzalez							
2	1	1:36.977	23.373	52.156	21.448	239.5	3:29.657	1	1	2:44.151	1:20.197	1:00.671	23.283		2:44.151
3	1	1:38.757 B	25.030	46.999	26.728	259.0	5:08.414	2	1	1:36.756	24.161	50.272	22.323	204.2	4:20.907
4	2	2:43.667	1:34.534	47.587	21.546		7:52.081	3	1	1:40.496	23.481	53.422	23.593	211.8	6:01.403
5	2	1:33.141	22.584	48.081	22.476	255.3	9:25.222	4	1	1:33.971	23.799	48.390	21.782	209.7	7:35.374
6	2	1:30.242	22.780	46.099	21.363	255.9	10:55.464	5	1	1:33.792	23.066	49.091	21.635	239.5	9:09.166
7	2	1:36.393 B	22.994	45.874	27.525	233.3	12:31.857	6	1	1:32.695	23.405	47.391	21.899	230.8	10:41.861
8	3	2:51.358	1:43.443	46.415	21.500		15:23.215	7	1	1:42.422 B	23.471	47.707	31.244	238.4	12:24.283
9	3	1:29.735	22.281	45.933	21.521	259.6	16:52.950	8	2	3:20.175	2:08.531	49.633	22.011		15:44.458
10	3	1:30.315	22.750	46.118	21.447	239.5	18:23.265								
11	3	1:29.465	22.234	45.877	21.354	258.4	19:52.730								
12	3	1:32.598	22.400	47.738	22.460	247.7	21:25.328								
29 Gulf Racing Middle East Lola B12/80 Coupé - Nissan 1.Fabien Giroix 3.Jean-Denis Deletraz LMP2 2.Keiko Ihara															
1	1	2:21.416	1:06.697	52.708	22.011		2:21.416								
2	1	1:34.934	24.292	48.787	21.855	242.7	3:56.350								
3	1	1:33.696	23.069	48.923	21.704	230.8	5:30.046								
4	1	1:37.359	22.842	52.129	22.388	228.8	7:07.405								
5	1	1:44.731 B	22.914	49.239	32.578	243.8	8:52.136								

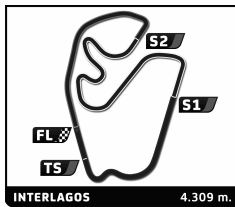


FIA WEC 6 Hours of Sao Paulo Warm Up

Sector Analysis

■ Personal Best
 ■ Session Best
 ■ Crossing the finish line in pit lane

Lap	D	Time	Sector 1	Sector 2	Sector 3	T. Spd	Elapsed	Lap	D	Time	Sector 1	Sector 2	Sector 3	T. Spd	Elapsed	
9	2	1:34.500	24.610	48.063	21.827	240.0	17:18.958	8	2	1:43.756 B	23.626	49.439	30.691	235.3	13:28.517	
10	2	1:31.034	23.042	46.168	21.824	247.7	18:49.992	9	1	3:08.067	1:55.057	50.146	22.864		16:36.584	
11	2	1:30.647	22.497	46.381	21.769	255.3	20:20.639	10	1	1:35.659	23.761	49.158	22.740	232.3	18:12.243	
44 Starworks Motorsports HPD ARX 03b - Honda																
			1.Vicente Potolicchio	3.Stéphane Sarrazin				LMP2								
			2.Ryan Dalziel													
1	2	1:52.442	39.024	50.885	22.533		1:52.442	12	1	1:38.248	23.607	51.537	23.104	233.3	21:25.766	
2	2	1:28.399	22.310	44.998	21.091	238.4	3:20.841	11	1	1:35.275	23.572	48.807	22.896	239.5	19:47.518	
3	2	1:27.911	22.016	44.699	21.196	260.2	4:48.752	12	1	1:38.248	23.607	51.537	23.104	233.3	21:25.766	
4	2	1:29.320	22.412	45.040	21.868	260.9	6:18.072	10	1	1:35.659	23.761	49.158	22.740	232.3	18:12.243	
5	2	1:27.778	21.928	44.773	21.077	260.2	7:45.850	11	1	1:35.275	23.572	48.807	22.896	239.5	19:47.518	
6	2	1:38.232 B	22.561	47.637	28.034	262.1	9:24.082	12	1	1:38.248	23.607	51.537	23.104	233.3	21:25.766	
7	2	4:25.859	3:13.775	50.271	21.813		13:49.941	10	1	1:35.659	23.761	49.158	22.740	232.3	18:12.243	
8	2	1:28.557	22.030	45.188	21.339	260.2	15:18.498	11	1	1:35.275	23.572	48.807	22.896	239.5	19:47.518	
9	2	1:30.241	22.471	46.441	21.329	231.8	16:48.739	12	1	1:38.248	23.607	51.537	23.104	233.3	21:25.766	
10	2	1:28.146	22.073	44.831	21.242	260.9	18:16.885	10	1	1:35.659	23.761	49.158	22.740	232.3	18:12.243	
11	2	1:37.470 B	22.187	46.348	28.935	259.6	19:54.355	11	1	1:35.275	23.572	48.807	22.896	239.5	19:47.518	
49 Pecom Racing Oreca 03 - Nissan																
			1.Luis Perez Companc	3.Pierre Kaffer				LMP2								
			2.Nicolas Minassian													
1	3	1:43.282	32.179	49.365	21.738		1:43.282	10	1	1:35.659	23.761	49.158	22.740	232.3	18:12.243	
2	3	1:29.509	22.493	45.749	21.267	244.3	3:12.791	11	1	1:35.275	23.572	48.807	22.896	239.5	19:47.518	
3	3	1:29.494	22.964	45.356	21.174	260.2	4:42.285	12	1	1:38.248	23.607	51.537	23.104	233.3	21:25.766	
4	3	1:28.448	21.969	45.305	21.174	257.1	6:10.733	10	1	1:35.659	23.761	49.158	22.740	232.3	18:12.243	
5	3	1:39.460 B	22.439	47.241	29.780	255.3	7:50.193	11	1	1:35.275	23.572	48.807	22.896	239.5	19:47.518	
6	1	2:46.465	1:36.914	48.063	21.488		10:36.658	12	1	1:38.248	23.607	51.537	23.104	233.3	21:25.766	
7	1	1:30.137	22.626	46.199	21.312	245.5	12:06.795	10	1	1:35.659	23.761	49.158	22.740	232.3	18:12.243	
8	1	1:29.935	22.242	46.251	21.442	259.0	13:36.730	11	1	1:35.275	23.572	48.807	22.896	239.5	19:47.518	
9	1	1:38.113 B	22.644	46.408	29.061	260.9	15:14.843	12	1	1:38.248	23.607	51.537	23.104	233.3	21:25.766	
10	2	2:42.783	1:30.295	50.224	22.264		17:57.626	10	1	1:35.659	23.761	49.158	22.740	232.3	18:12.243	
11	2	1:33.136	22.452	48.592	22.092	253.5	19:30.762	11	1	1:35.275	23.572	48.807	22.896	239.5	19:47.518	
12	2	1:29.820	22.435	45.951	21.434	257.8	21:00.582	12	1	1:38.248	23.607	51.537	23.104	233.3	21:25.766	
50 Larbre Competition Chevrolet Corvette C6-ZR1																
			1.Patrick Bornhauser	3.Fernando Rees				LMGTE Am								
			2.Julien Canal													
1	2	2:33.575	1:10.237	59.289	24.049		2:33.575	10	1	1:35.659	23.761	49.158	22.740	232.3	18:12.243	
2	2	1:50.162 B	25.732	52.485	31.945	195.7	4:23.737	11	1	1:35.275	23.572	48.807	22.896	239.5	19:47.518	
3	2	3:23.065	2:06.200	53.036	23.829		7:46.802	12	1	1:38.248	23.607	51.537	23.104	233.3	21:25.766	
4	2	1:42.963	26.677	53.227	23.059	162.2	9:29.765	10	1	1:35.659	23.761	49.158	22.740	232.3	18:12.243	
5	2	1:39.214	24.379	50.634	24.201	225.9	11:08.979	11	1	1:35.275	23.572	48.807	22.896	239.5	19:47.518	
6	2	1:37.887	24.665	50.179	23.043	214.3	12:46.866	12	1	1:38.248	23.607	51.537	23.104	233.3	21:25.766	
7	2	1:37.340	24.291	49.985	23.064	231.8	14:24.206	10	1	1:35.659	23.761	49.158	22.740	232.3	18:12.243	
8	2	1:36.445	24.028	49.522	22.895	232.8	16:00.651	11	1	1:35.275	23.572	48.807	22.896	239.5	19:47.518	
9	2	1:36.845	23.959	49.750	23.136	236.8	17:37.496	12	1	1:38.248	23.607	51.537	23.104	233.3	21:25.766	
10	2	1:36.882	24.094	49.789	22.999	233.3	19:14.378	10	1	1:35.659	23.761	49.158	22.740	232.3	18:12.243	
11	2	1:36.912	24.109	49.834	22.969	233.3	20:51.290	11	1	1:35.275	23.572	48.807	22.896	239.5	19:47.518	
51 AF Corse Ferrari F458 Italia																
			1.Giancarlo Fisichella				LMGTE Pro									
			2.Gianmaria Bruni													
1	2	2:10.639	51.935	55.600	23.104		2:10.639	10	1	1:35.659	23.761	49.158	22.740	232.3	18:12.243	
2	2	1:38.859	25.422	50.477	22.960	197.8	3:49.498	11	1	1:35.275	23.572	48.807	22.896	239.5	19:47.518	
3	2	1:35.465	23.892	48.841	22.732	221.8	5:24.963	12	1	1:38.248	23.607	51.537	23.104	233.3	21:25.766	
4	2	1:34.916	23.633	48.663	22.620	230.3	6:59.879	10	1	1:35.659	23.761	49.158	22.740	232.3	18:12.243	
5	2	1:35.001	23.638	48.555	22.808	235.3	8:34.880	11	1	1:35.275	23.572	48.807	22.896	239.5	19:47.518	
6	2	1:35.230	23.582	48.986	22.662	229.8	10:10.110	12	1	1:38.248	23.607	51.537	23.104	233.3	21:25.766	
7	2	1:34.651	23.416	48.552	22.683	235.3	11:44.761	10	1	1:35.659	23.761	49.158	22.740	232.3	18:12.243	
55 JWA-Avila Porsche 911 RSR (997)																
			1.Joël Camathias	3.Paul Daniels				LMGTE Am								
			2.Markus Palmtala													
1	3	2:32.279	1:06.238	1:01.196	24.845		2:32.279	10	1	1:35.659	23.761	49.158	22.740	232.3	18:12.243	
2	3	1:46.088	26.973	55.059	24.056	180.3	4:18.367	11	1	1:35.275	23.572	48.807	22.896	239.5	19:47.518	
3	3	1:42.897	25.700	53.341	23.856	189.1	6:01.264	12	1	1:38.248	23.607	51.537	23.104	233.3	21:25.766	
4	3	1:42.328	25.801	52.595	23.932	194.6	7:43.592	10	1	1:35.659	23.761	49.158	22.740	232.3	18:12.243	
5	3	1:42.789	25.760	53.208	23.821	189.5	9:26.381	11	1	1:35.275	23.572	48.807	22.896	239.5	19:47.518	
6	3	1:42.363	25.578	52.575	24.210	206.9	11:08.744	12	1	1:38.248	23.607	51.537	23.104	233.3	21:25.766	
7	3	1:43.974	26.537	53.849	23.588	192.2	12:52.718	10	1	1:35.659	23.761	49.158	22.740	232.3	18:12.243	
8	3	1:42.189	25.422	52.808	23.959	201.5	14:34.907	11	1	1:35.275	23.572	48.807	22.896	239.5	19:47.518	
9	3	1:41.917	26.042	52.539	23.336	194.6	16:16.824	12	1	1:38.248	23.607	51.537	23.104	233.3	21:25.766	
10	3	1:44.138	26.426	53.816	23.896	202.2	18:00.962	10	1	1:35.659	23.761	49.158	22.740	232.3	18:12.243	
11	3	1:42.856	25.340	52.865	24.651	209.7	19:43.818	11	1	1:35.275	23.572	48.807	22.896	239.5	19:47.518	
12	3	1:41.832	25.910	52.371	23.551	205.7	21:25.650	12	1	1:38.248	23.607	51.537	23.104	233.3	21:25.766	
57 Krohn Racing Ferrari F458 Italia																
			1.Tracy Krohn	3.Michele Rugolo				LMGTE Am								
			2.Niclas Jönsson													
1	2	2:13.558	48.630	1:00.494	24.434		2:13.558	10	1	1:35.659	23.761	49.158	22.740	232.3	18:12.243	
2	2	1:38.280	24.299	50.830	23.151	218.6	3:51.838	11	1	1:35.275	23.572	48.807	22.896	239.5	19:47.518	
3	2	1:36.876	24.042	49.830	23.004	227.4	5:28.714	12	1	1:38.248	23.607	51.537	23.104	233.3	21:25.766	
4	2	1:39.708	23.932	51.938	23.838	227.4	7:08.422	10	1	1:35.659	23.761	49.158	22.740	232.3	18:12.243	
5	2	1:37.100	24.073	50.095	22.932	224.5	8:45.522	11	1	1:35.275	23.572	48.807	22.896	239.5	19:47.518	
6	2	1:37.253	24.368	49.874	23.011	190.1	10:22.775	12	1	1:38.248	23.607	51.537	23.104	233.3	21:25.766	
7	2	1:46.750 B	23.937	49.693	33.120	230.3	12:09.525	10	1	1:35.659	23.761	49.158	22.740	232.3	18:12.243	
8	1	4:13.890	2:56.721	53.243	23.926		16:23.415	11	1	1:35.275	23.572	48.807	22.896	239.5	19:47.518	
9	1	1:41.250	25.014	52.832												



FIA WEC
6 Hours of Sao Paulo
Warm Up

Sector Analysis

■ Personal Best ■ Session Best B Crossing the finish line in pit lane

Lap	D	Time	Sector 1	Sector 2	Sector 3	T. Spd	Elapsed	Lap	D	Time	Sector 1	Sector 2	Sector 3	T. Spd	Elapsed
5	2	1:38.596	24.573	51.054	22.969	206.1	11:19.436	5	1	1:36.446	23.796	49.941	22.709	225.5	8:45.576
6	2	1:38.110	24.461	50.635	23.014	202.2	12:57.546	6	1	1:35.810	23.634	49.285	22.891	229.3	10:21.386
7	2	1:38.574	24.484	51.114	22.976	201.5	14:36.120	7	1	1:42.571 B	23.782	48.977	29.812	228.8	12:03.957
8	2	1:40.984	25.132	52.769	23.083	198.9	16:17.104	8	1	2:41.975	1:28.217	50.989	22.769		14:45.932
9	2	1:40.906	25.943	51.759	23.204	204.2	17:58.010	9	1	1:36.832	23.758	49.903	23.171	226.4	16:22.764
10	2	1:39.412	24.565	51.401	23.446	206.9	19:37.422	10	1	1:38.027	23.774	50.750	23.503	230.3	18:00.791
11	2	1:39.334	24.756	51.355	23.223	200.0	21:16.756	11	1	1:36.234	23.716	49.592	22.926	234.3	19:37.025
								12	1	1:41.884 B	23.855	48.778	29.251	227.8	21:18.909

71		AF Corse		Ferrari F458 Italia			
		1.Andrea Bertolini		LMGTE Pro			
		2.Olivier Beretta					
1	2	2:12.940	56.660	52.858	23.422	2:12.940	
2	2	1:37.541	24.199	50.451	22.891	217.3	3:50.481
3	2	1:37.298	24.613	49.844	22.841	224.1	5:27.779
4	2	1:36.305	24.062	49.488	22.755	225.5	7:04.084
5	2	1:35.768	23.761	49.331	22.676	232.3	8:39.852
6	2	1:35.747	23.891	49.149	22.707	236.3	10:15.599
7	2	1:46.039 B	23.922	49.980	32.137	233.8	12:01.638
8	1	2:59.741	1:45.674	51.152	22.915		15:01.379
9	1	1:37.314	24.470	50.026	22.818	237.4	16:38.693
10	1	1:36.821	24.004	49.886	22.931	224.1	18:15.514
11	1	1:36.471	23.897	49.814	22.760	232.3	19:51.985
12	1	1:40.450	27.020	50.683	22.747	233.3	21:32.435

77		Team Felbermayr-Proton		Porsche 911 RSR (997)			
		1.Marc Lieb		LMGTE Pro			
		2.Richard Lietz					
1	1	2:45.363	1:22.982	58.611	23.770	2:45.363	
2	1	1:41.498	25.447	52.963	23.088	174.5	4:26.861
3	1	1:37.868	24.674	50.499	22.695	185.9	6:04.729
4	1	1:38.620	24.156	51.222	23.242	201.9	7:43.349
5	1	1:36.284	23.917	49.662	22.705	213.0	9:19.633
6	1	1:35.386	23.740	49.035	22.611	219.5	10:55.019
7	1	1:46.417 B	23.621	51.657	31.139	232.8	12:41.436
8	2	2:54.055	1:40.354	51.149	22.552		15:35.491
9	2	1:35.452	23.744	49.228	22.480	225.9	17:10.943
10	2	1:35.336	23.698	49.066	22.572	236.3	18:46.279
11	2	1:36.256	23.734	49.905	22.617	225.0	20:22.535

88		Team Felbermayr-Proton		Porsche 911 RSR (997)			
		1.Christian Ried		LMGTE Am			
		2.Gianluca Roda		3.Paolo Ruberti			
1	3	2:18.891	52.095	1:01.566	25.230	2:18.891	
2	3	1:44.110	26.513	53.539	24.058	178.2	4:03.001
3	3	1:39.682	25.492	51.042	23.148	192.2	5:42.683
4	3	1:36.792	24.270	49.621	22.901	206.5	7:19.475
5	3	1:36.557	24.025	49.682	22.850	220.0	8:56.032
6	3	1:45.170 B	24.375	50.089	30.706	225.5	10:41.202
7	3	4:34.712	3:19.935	51.795	22.982		15:15.914
8	3	1:36.607	23.969	49.835	22.803	228.3	16:52.521
9	3	1:36.897	24.394	49.648	22.855	216.0	18:29.418
10	3	1:36.642	24.424	49.391	22.827	233.3	20:06.060

97		Aston Martin Racing		Aston Martin Vantage V8			
		1.Stefan Mücke		LMGTE Pro			
		2.Darren Turner					
1	1	2:09.308	49.136	56.648	23.524	2:09.308	
2	1	1:45.474	26.751	55.675	23.048	180.0	3:54.782
3	1	1:38.175	24.247	50.868	23.060	212.6	5:32.957
4	1	1:36.173	23.786	49.566	22.821	221.3	7:09.130