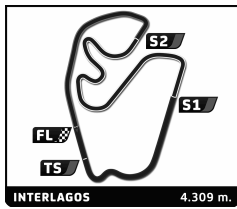


FIA WEC
6 Hours of Sao Paulo
Free Practice 3

Sector Analysis

■ Personal Best ■ Session Best B Crossing the finish line in pit lane

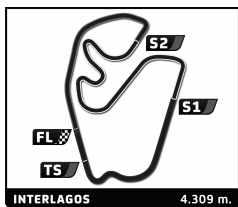
Lap	D	Time	Sector 1	Sector 2	Sector 3	T. Spd	Elapsed	Lap	D	Time	Sector 1	Sector 2	Sector 3	T. Spd	Elapsed
1 AUDI SPORT TEAM JOEST Audi R18 e-tron quattro LMP1 1. Marcel Fässler 3. Benoit Tréluyer 2. André Lotterer								17	2	1:24.118	20.814	43.206	20.098	271.4	25:33.612
1	1	1:39.498	32.034	47.039	20.425		1:39.498	18	2	1:24.809	21.442	43.241	20.126	275.5	26:58.421
2	1	1:23.071	20.925	42.488	19.658	264.1	3:02.569	19	2	1:23.356	20.548	42.794	20.014	276.9	28:21.777
3	1	1:23.958	21.191	42.837	19.930	274.1	4:26.527	20	2	1:24.381	20.505	43.617	20.259	280.5	29:46.158
4	1	1:22.765	20.418	42.597	19.750	276.9	5:49.292	21	2	1:23.228	20.504	42.850	19.874	278.4	31:09.386
5	1	1:22.891	20.344	42.742	19.805	278.4	7:12.183	22	2	1:25.592	20.462	45.078	20.052	282.7	32:34.978
6	1	1:24.697	20.483	44.437	19.777	279.1	8:36.880	23	2	1:32.639 B	20.542	45.033	27.064	279.8	34:07.617
7	1	1:25.135	20.667	44.765	19.703	279.1	10:02.015	24	3	4:03.542	2:57.320	46.116	20.106		38:11.159
8	1	1:23.225	20.428	42.817	19.980	277.6	11:25.240	25	3	1:25.644	20.812	44.712	20.120	270.0	39:36.803
9	1	1:22.804	20.361	42.701	19.742	279.8	12:48.044	26	3	1:24.055	20.606	43.484	19.965	278.4	41:00.858
10	1	1:30.444 B	20.554	43.166	26.724	276.2	14:18.488	27	3	1:23.944	20.461	43.486	19.997	278.4	42:24.802
11	1	3:36.550	2:33.058	43.511	19.981		17:55.038	28	3	1:24.766	20.732	43.834	20.200	275.5	43:49.568
12	1	1:23.475	20.586	43.260	19.629	276.9	19:18.513	29	3	1:23.560	20.581	42.969	20.010	279.1	45:13.128
13	1	1:23.204	20.553	42.972	19.679	279.1	20:41.717	30	3	1:23.262	20.442	42.816	20.004	279.1	46:36.390
14	1	1:30.348 B	20.641	43.527	26.180	277.6	22:12.065	31	3	1:32.354 B	20.416	43.845	28.093	280.5	48:08.744
15	2	2:30.875	1:25.724	45.175	19.976		24:42.940	32	3	2:15.967	1:05.935	47.590	22.442		50:24.711
16	2	1:24.994	21.284	43.946	19.764	263.4	26:07.934	33	3	1:25.596	20.385	44.074	21.137	279.8	51:50.307
17	2	1:24.810	20.834	44.243	19.733	264.7	27:32.744	34	3	1:24.829	20.638	43.583	20.608	276.9	53:15.136
18	2	1:24.888	20.852	44.230	19.806	272.0	28:57.632	35	3	1:25.370	20.336	43.944	21.090	281.2	54:40.506
19	2	1:25.717	21.708	43.939	20.070	269.3	30:23.349	36	3	1:22.953	20.338	42.638	19.977	284.2	56:03.459
20	2	1:24.205	21.231	43.282	19.692	279.8	31:47.554	37	3	1:23.060	20.348	42.805	19.907	280.5	57:26.519
21	2	1:34.833 B	20.700	47.019	27.114	274.1	33:22.387	38	3	1:33.746 B	20.832	45.622	27.292	247.7	59:00.265
22	2	6:19.471	5:12.844	46.238	20.389		39:41.858								
23	2	1:25.772	20.704	45.089	19.979	262.1	41:07.630								
24	2	1:22.944	20.395	42.933	19.616	279.1	42:30.574								
25	2	1:25.122	20.653	44.257	20.212	281.2	43:55.696								
26	2	1:25.360	20.687	44.899	19.774	273.4	45:21.056								
27	2	1:23.321	20.526	43.105	19.690	279.8	46:44.377								
28	2	1:31.307 B	20.578	43.646	27.083	279.8	48:15.684								
29	3	3:18.827	2:13.979	44.927	19.921		51:34.511								
30	3	1:24.590	21.245	43.573	19.772	245.5	52:59.101								
31	3	1:25.273	20.941	43.916	20.416	279.1	54:24.374								
32	3	1:23.555	20.488	43.461	19.606	277.6	55:47.929								
33	3	1:24.055	20.535	43.632	19.888	282.0	57:11.984								
34	3	1:24.003	20.419	43.725	19.859	280.5	58:35.987								
35	3	1:48.513 B	20.606	1:00.306	27.601	279.1	1:00:24.500								
2 AUDI SPORT TEAM JOEST Audi R18 ultra LMP1 1. Tom Kristensen 3. Lucas Di Grassi 2. Allan McNish															
1	1	1:44.532	34.671	49.143	20.718		1:44.532								
2	1	1:25.251	21.230	43.655	20.366	246.6	3:09.783								
3	1	1:24.082	20.670	43.407	20.005	266.7	4:33.865								
4	1	1:25.072	20.534	43.437	21.101	271.4	5:58.937								
5	1	1:23.134	20.491	42.648	19.995	274.1	7:22.071								
6	1	1:23.593	20.568	42.843	20.182	274.1	8:45.664								
7	1	1:25.376	20.551	44.511	20.314	276.2	10:11.040								
8	1	1:24.799	20.679	44.016	20.104	272.7	11:35.839								
9	1	1:26.102	20.684	45.337	20.081	275.5	13:01.941								
10	1	1:24.497	20.680	43.737	20.080	274.1	14:26.438								
11	1	1:23.604	20.513	43.096	19.995	278.4	15:50.042								
12	1	1:23.530	20.577	42.782	20.171	276.2	17:13.572								
13	1	1:23.316	20.528	42.784	20.004	276.9	18:36.888								
14	1	1:23.721	20.427	43.265	20.029	279.1	20:00.609								
15	1	1:32.979 B	20.655	45.168	27.156	279.8	21:33.588								
16	2	2:35.906	1:31.000	44.726	20.180		24:09.494								
7 TOYOTA RACING Toyota TS030 - Hybrid LMP1 1. Alexander Wurz 2. Nicolas Lapierre								1	2	2:01.866 B	42.247	50.912	28.707		2:01.866
								2	2	5:57.367	4:52.672	44.195	20.500		7:59.233
								3	2	1:23.473	20.830	42.774	19.869	270.7	9:22.706
								4	2	1:24.054	20.861	42.728	20.465	272.7	10:46.760
								5	2	1:24.880	20.867	43.892	20.121	272.7	12:11.640
								6	2	1:24.044	20.799	43.039	20.206	273.4	13:35.684
								7	2	1:33.978 B	22.160	44.790	27.028	257.1	15:09.662
								8	2	13:24.986	...	43.404	19.960		28:34.648
								9	2	1:25.155	21.110	43.933	20.112	268.0	29:59.803
								10	2	1:25.771	21.120	44.528	20.123	272.7	31:25.574
								11	2	1:30.511 B	20.791	43.193	26.527	274.1	32:56.085
								12	1	12:09.553	...	44.181	20.055		45:05.638
								13	1	1:24.126	20.801	43.290	20.035	269.3	46:29.764
								14	1	1:24.181	20.896	43.307	19.978	272.0	47:53.945
								15	1	1:23.686	20.677	43.049	19.960	270.7	49:17.631
								16	1	1:23.770	20.857	42.948	19.965	272.7	50:41.401
								17	1	1:33.122 B	21.677	44.564	26.881	260.2	52:14.523
								18	1	2:11.696	1:08.626	43.310	19.760		54:26.219
								19	1	1:23.511	20.576	43.069	19.866	275.5	55:49.730
								20	1	1:23.664	20.579	43.226	19.859	276.2	57:13.394
								21	1	1:25.977	21.959	43.821	20.197	259.0	58:39.371
								22	1	1:24.683	20.660	43.334	20.689	273.4	1:00:04.054
12 REBELLION RACING Lola B12/60 Coupé - Toyota LMP1 1. Nicolas Prost 2. Neel Jani								1	1	1:35.852	29.796	45.489	20.567		1:35.852
								2	1	1:25.794	21.301	44.154	20.339	272.0	3:01.646
								3	1	1:28.420	23.269	44.452	20.699	270.7	4:30.066
								4	1	1:25.375	21.112	43.873	20.390	274.8	5:55.441
								5	1	1:34.755 B	21.202	44.445	29.108	274.1	7:30.196
								6	1	4:23.145	3:14.958	47.556	20.631		11:53.341
								7	1	1:27.446	22.931	44.197	20.318	263.4	13:20.787



FIA WEC
6 Hours of Sao Paulo
Free Practice 3
Sector Analysis

Personal Best Session Best B Crossing the finish line in pit lane

Lap	D	Time	Sector 1	Sector 2	Sector 3	T. Spd	Elapsed	Lap	D	Time	Sector 1	Sector 2	Sector 3	T. Spd	Elapsed
8	1	1:26.637	21.151	45.120	20.366	269.3	14:47.424	29	1	1:25.487	21.135	43.948	20.404	267.3	57:18.714
9	1	1:24.681	21.046	43.342	20.293	273.4	16:12.105	30	1	1:25.505	21.211	43.858	20.436	267.3	58:44.219
10	1	1:26.841	21.098	45.153	20.590	272.7	17:38.946	31	1	1:29.164	21.926	46.623	20.615	268.0	1:00:13.383
11	1	1:24.757	21.129	43.312	20.316	274.8	19:03.703	21 STRAKKA RACING 1.Nick Leventis 3.Jonny Kane HPD ARX 03a - Honda 2.Danny Watts LMP1							
12	1	1:36.286 B	21.056	46.462	28.768	274.1	20:39.989	1	3	3:56.583	2:47.481	48.097	21.005		3:56.583
13	1	3:21.182	2:15.149	45.602	20.431		24:01.171	2	3	1:27.596	21.559	45.737	20.300	237.4	5:24.179
14	1	1:27.789	21.171	45.798	20.820	272.7	25:28.960	3	3	1:28.124	21.700	46.113	20.311	252.3	6:52.303
15	1	1:24.886	21.125	43.535	20.226	267.3	26:53.846	4	3	1:25.594	21.308	44.098	20.188	259.6	8:17.897
16	1	1:25.913	21.074	44.070	20.769	272.7	28:19.759	5	3	1:25.263	21.041	44.108	20.114	267.3	9:43.160
17	1	1:34.541 B	21.575	44.258	28.708	274.8	29:54.300	6	3	1:24.667	20.987	43.564	20.116	262.8	11:07.827
18	2	2:57.710	1:51.771	45.655	20.284		32:52.010	7	3	1:25.084	21.089	43.832	20.163	262.8	12:32.911
19	2	1:25.073	21.081	43.715	20.277	271.4	34:17.083	8	3	1:24.623	21.019	43.528	20.076	255.9	13:57.534
20	2	1:29.278	23.086	45.784	20.408	224.5	35:46.361	9	3	1:24.876	21.069	43.627	20.180	270.0	15:22.410
21	2	1:25.727	21.112	44.230	20.385	273.4	37:12.088	10	3	1:36.073 B	21.334	46.035	28.704	262.1	16:58.483
22	2	1:34.641 B	20.908	44.091	29.642	273.4	38:46.729	11	1	7:18.103	6:06.132	50.755	21.216		24:16.586
23	2	3:18.280	2:09.548	48.223	20.509		42:05.009	12	1	1:30.092	22.311	46.903	20.878	244.9	25:46.678
24	2	1:33.647 B	21.197	43.834	28.616	272.7	43:38.656	13	1	1:28.497	21.934	45.732	20.831	252.3	27:15.175
25	2	3:37.183	2:28.379	48.510	20.294		47:15.839	14	1	1:31.720	22.362	47.559	21.799	251.2	28:46.895
26	2	1:24.730	20.727	43.529	20.474	274.1	48:40.569	15	1	1:29.072	22.217	45.770	21.085	256.5	30:15.967
27	2	1:26.174	20.982	44.874	20.318	276.2	50:06.743	16	1	1:28.896	21.963	46.085	20.848	252.9	31:44.863
28	2	1:24.413	20.736	43.252	20.425	273.4	51:31.156	17	1	1:32.826	22.440	48.624	21.762	233.3	33:17.689
29	2	1:34.086 B	20.932	45.551	27.603	276.2	53:05.242	18	1	1:32.582	22.957	48.105	21.520	217.3	34:50.271
30	2	2:46.545	1:40.479	45.686	20.380		55:51.787	19	1	1:29.296	22.060	46.403	20.833	242.7	36:19.567
31	2	1:25.189	20.909	44.018	20.262	273.4	57:16.976	20	1	1:29.607	22.653	46.173	20.781	215.6	37:49.174
32	2	1:26.218	20.802	44.397	21.019	275.5	58:43.194	21	1	1:29.156	22.251	46.124	20.781	232.3	39:18.330
33	2	1:27.426	22.500	44.664	20.262	266.7	1:00:10.620	22	1	1:28.953	22.012	46.064	20.877	241.1	40:47.283
13 REBELLION RACING 1.Andrea Belicchi LMP1 2.Harold Primat								Lola B12/60 Coupé - Toyota							
1	2	1:47.925	37.625	49.386	20.914		1:47.925	23	1	1:41.870 B	22.147	47.991	31.732	231.3	42:29.153
2	2	1:27.177	21.739	45.051	20.387	251.7	3:15.102	24	2	3:07.442	2:00.677	46.281	20.484		45:36.595
3	2	1:26.327	21.467	44.446	20.414	255.9	4:41.429	25	2	1:27.047	21.291	44.606	21.150	250.0	47:03.642
4	2	1:25.673	21.316	44.012	20.345	252.9	6:07.102	26	2	1:26.456	21.202	44.830	20.424	268.0	48:30.098
5	2	1:28.444	21.452	46.483	20.509	251.7	7:35.546	27	2	1:25.341	21.088	43.699	20.554	272.7	49:55.439
6	2	1:25.999	21.439	44.208	20.352	262.1	9:01.545	28	2	1:37.842 B	20.969	44.696	32.177	271.4	51:33.281
7	2	1:37.107 B	22.475	45.618	29.014	236.8	10:38.652	29	2	2:32.395	1:24.412	47.907	20.076		54:05.676
8	2	5:13.715	4:02.617	50.629	20.469		15:52.367	30	2	1:25.549	21.062	43.425	21.062	277.6	55:31.225
9	2	1:29.177	21.519	47.169	20.489	264.1	17:21.544	31	2	1:26.445	21.127	44.450	20.868	273.4	56:57.670
10	2	1:25.744	21.385	43.897	20.462	260.2	18:47.288	32	2	1:25.338	20.857	44.142	20.339	274.1	58:23.008
11	2	1:30.708	21.257	47.250	22.201	263.4	20:17.996	33	2	1:24.657	21.006	43.449	20.202	275.5	59:47.665
12	2	1:29.170	21.865	46.797	20.508	260.2	21:47.166	34	2	1:47.191 B	21.528	48.148	37.515	277.6	1:01:34.856
13	2	1:35.435 B	21.435	45.101	28.899	262.1	23:22.601	22 JRM 1.David Brabham 3.Peter Dumbreck HPD ARX 03a - Honda 2.Karun Chandhok LMP1							
14	1	4:35.722	3:26.088	48.987	20.647		27:58.323	1	3	1:45.215	37.819	46.472	20.924		1:45.215
15	1	1:25.767	21.261	44.019	20.487	268.0	29:24.090	2	3	1:25.598	21.396	43.851	20.351	262.1	3:10.813
16	1	1:29.028	21.168	46.973	20.887	263.4	30:53.118	3	3	1:25.395	21.217	43.923	20.255	270.7	4:36.208
17	1	1:25.877	21.446	43.924	20.507	269.3	32:18.995	4	3	1:24.901	21.029	43.489	20.383	270.7	6:01.109
18	1	1:26.507	21.305	44.766	20.436	264.7	33:45.502	5	3	1:25.096	21.123	43.621	20.352	274.8	7:26.205
19	1	1:26.737	21.612	44.658	20.467	257.8	35:12.239	6	3	1:25.584	21.193	43.754	20.637	274.1	8:51.789
20	1	1:25.012	21.156	43.561	20.295	266.7	36:37.251	7	3	1:35.101 B	21.304	44.566	29.231	274.1	10:26.890
21	1	1:38.526 B	22.499	46.340	29.687	243.2	38:15.777	8	2	5:06.452	3:58.879	46.981	20.592		15:33.342
22	1	5:58.645	4:39.555	58.553	20.537		44:14.422	9	2	1:26.254	21.132	44.237	20.885	268.7	16:59.596
23	1	1:24.855	21.088	43.478	20.289	257.8	45:39.277	10	2	1:25.549	21.218	43.972	20.359	271.4	18:25.145
24	1	1:26.116	21.011	44.575	20.530	266.0	47:05.393	11	2	1:26.248	21.198	44.393	20.657	271.4	19:51.393
25	1	1:37.394 B	21.862	45.667	29.865	260.2	48:42.787	12	2	1:25.129	20.986	43.749	20.394	275.5	21:16.522
26	1	3:47.348	2:39.429	47.262	20.657		52:30.135	13	2	1:25.012	21.044	43.702	20.266	272.7	22:41.534
27	1	1:38.558 B	21.250	45.274	32.034	263.4	54:08.693	14	2	1:37.669 B	20.996	44.017	32.656	274.1	24:19.203
28	1	1:44.534	36.094	47.897	20.543		55:53.227								



FIA WEC
6 Hours of Sao Paulo
Free Practice 3
Sector Analysis

■ Personal Best ■ Session Best ■ Crossing the finish line in pit lane

Lap	D	Time	Sector 1	Sector 2	Sector 3	T. Spd	Elapsed	Lap	D	Time	Sector 1	Sector 2	Sector 3	T. Spd	Elapsed
15	2	7:25.852	6:19.348	45.953	20.551		31:45.055	1	1	1:51.671	40.112	49.805	21.754		1:51.671
16	2	1:29.388	21.325	47.191	20.872	264.7	33:14.443	2	1	1:31.712	22.763	47.343	21.606	246.6	3:23.383
17	2	1:25.343	21.120	43.763	20.460	272.7	34:39.786	3	1	1:31.556	22.752	47.211	21.593	255.9	4:54.939
18	2	1:25.143	21.046	43.792	20.305	272.0	36:04.929	4	1	1:31.854	22.489	47.588	21.777	243.2	6:26.793
19	2	1:25.891	21.058	44.423	20.410	273.4	37:30.820	5	1	1:32.372	22.825	47.291	22.256	229.3	7:59.165
20	2	1:28.976	22.474	45.887	20.615	252.9	38:59.796	6	1	1:32.984	23.666	47.671	21.647	224.5	9:32.149
21	2	1:38.760	21.005	44.602	33.153	272.0	40:38.556	7	1	1:32.705	22.380	47.510	22.815	250.0	11:04.854
22	3	5:19.530	4:11.844	47.165	20.521		45:58.086	8	1	1:32.847	22.655	48.564	21.628	251.2	12:37.701
23	3	1:24.138	20.914	42.992	20.232	272.7	47:22.224	9	1	1:33.251	22.563	49.053	21.635	244.3	14:10.952
24	3	1:25.299	20.774	44.192	20.333	275.5	48:47.523	10	1	1:31.948	22.787	47.559	21.602	249.4	15:42.900
25	3	1:25.424	21.037	44.022	20.365	274.1	50:12.947	11	1	1:31.202	22.419	47.243	21.540	252.3	17:14.102
26	3	1:36.057	20.992	47.033	28.032	274.1	51:49.004	12	1	1:31.445	22.548	47.248	21.649	255.3	18:45.547
27	3	5:25.768	4:18.916	46.481	20.371		57:14.772	13	1	1:32.379	22.534	47.957	21.888	252.3	20:17.926
28	3	1:25.844	20.962	44.405	20.477	274.1	58:40.616	14	1	1:33.299	22.977	47.811	22.511	227.8	21:51.225
29	3	1:24.823	20.885	43.485	20.453	276.2	1:00:05.439	15	1	1:34.033	22.990	49.296	21.747	225.9	23:25.258

23 SIGNATECH NISSAN
1. Franck MAILLEUX 3. Jordan TRESSON
2. Olivier LOMBARD

Oreca 03 - Nissan LMP2

1	1	3:21.258	2:12.039	47.608	21.611		3:21.258
2	1	1:29.286	22.266	45.521	21.499	246.6	4:50.544
3	1	1:29.077	21.995	45.669	21.413	259.0	6:19.621
4	1	1:28.560	21.957	45.210	21.393	260.2	7:48.181
5	1	1:29.249	22.051	45.653	21.545	258.4	9:17.430
6	1	1:29.881	22.000	46.262	21.619	259.0	10:47.311
7	1	1:36.693	22.221	46.150	28.322	255.9	12:24.004
8	1	3:04.738	1:54.669	48.230	21.839		15:28.742
9	1	1:28.791	22.195	45.250	21.346	255.9	16:57.533
10	1	1:27.912	21.925	44.806	21.181	260.2	18:25.445
11	1	1:39.947	24.630	53.863	21.454	226.9	20:05.392
12	1	1:28.071	21.912	44.890	21.269	259.6	21:33.463
13	1	1:47.981	23.274	1:02.248	22.459	260.9	23:21.444
14	1	1:52.713	26.731	1:04.197	21.785	203.0	25:14.157
15	1	1:28.210	21.905	45.087	21.218	258.4	26:42.367
16	1	1:37.743	22.997	46.312	28.434	242.2	28:20.110
17	2	2:57.764	1:49.423	46.864	21.477		31:17.874
18	2	1:29.599	22.075	46.105	21.419	257.8	32:47.473
19	2	1:29.248	22.035	45.813	21.400	259.6	34:16.721
20	2	1:30.400	23.294	45.681	21.425	240.0	35:47.121
21	2	1:28.899	22.000	45.575	21.324	260.2	37:16.020
22	2	1:28.749	21.920	45.474	21.355	259.6	38:44.769
23	2	1:38.771	22.131	48.220	28.420	259.6	40:23.540
24	3	2:39.556	1:30.924	47.044	21.588		43:03.096
25	3	1:30.538	22.610	46.381	21.547	244.9	44:33.634
26	3	1:31.045	22.454	46.868	21.723	254.1	46:04.679
27	3	1:30.123	22.369	46.257	21.497	255.3	47:34.802
28	3	1:30.006	22.601	45.967	21.438	255.3	49:04.808
29	3	1:30.046	22.383	46.241	21.422	257.1	50:34.854
30	3	1:30.164	22.707	45.973	21.484	234.8	52:05.018
31	3	1:29.537	22.491	45.680	21.366	254.1	53:34.555
32	3	1:30.157	22.304	46.398	21.455	255.3	55:04.712
33	3	1:29.818	22.273	46.103	21.442	254.1	56:34.530
34	3	1:30.797	22.293	46.921	21.583	257.8	58:05.327
35	3	1:29.862	22.414	46.057	21.391	244.3	59:35.189
36	3	1:37.650	22.308	46.453	28.889	254.1	1:01:12.839

24 OAK RACING
1. Jacques NICOLET 3. Olivier PLA
2. Matthieu LAHOYE

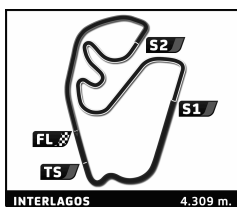
Morgan - Nissan LMP2

1	1	1:51.671	40.112	49.805	21.754		1:51.671
2	1	1:31.712	22.763	47.343	21.606	246.6	3:23.383
3	1	1:31.556	22.752	47.211	21.593	255.9	4:54.939
4	1	1:31.854	22.489	47.588	21.777	243.2	6:26.793
5	1	1:32.372	22.825	47.291	22.256	229.3	7:59.165
6	1	1:32.984	23.666	47.671	21.647	224.5	9:32.149
7	1	1:32.705	22.380	47.510	22.815	250.0	11:04.854
8	1	1:32.847	22.655	48.564	21.628	251.2	12:37.701
9	1	1:33.251	22.563	49.053	21.635	244.3	14:10.952
10	1	1:31.948	22.787	47.559	21.602	249.4	15:42.900
11	1	1:31.202	22.419	47.243	21.540	252.3	17:14.102
12	1	1:31.445	22.548	47.248	21.649	255.3	18:45.547
13	1	1:32.379	22.534	47.957	21.888	252.3	20:17.926
14	1	1:33.299	22.977	47.811	22.511	227.8	21:51.225
15	1	1:34.033	22.990	49.296	21.747	225.9	23:25.258
16	1	1:42.312	22.847	48.730	30.735	234.8	25:07.570
17	2	3:49.412	2:39.741	47.929	21.742		28:56.982
18	2	1:31.547	23.380	46.369	21.798	243.8	30:28.529
19	2	1:29.727	22.305	45.869	21.553	249.4	31:58.256
20	2	1:29.604	22.370	45.752	21.482	253.5	33:27.860
21	2	1:37.096	22.204	46.381	28.511	257.8	35:04.956
22	2	2:52.114	1:45.066	45.738	21.310		37:57.070
23	2	1:28.941	22.614	45.088	21.239	254.1	39:26.011
24	2	1:28.590	22.263	45.086	21.241	257.1	40:54.601
25	2	1:28.248	21.887	45.066	21.295	257.8	42:22.849
26	2	1:40.453	22.887	48.922	28.644	251.2	44:03.302
27	2	4:46.739	3:38.730	46.525	21.484		48:50.041
28	2	1:28.648	22.139	45.106	21.403	253.5	50:18.689
29	2	1:31.354	21.887	47.773	21.694	257.1	51:50.043
30	2	1:28.787	22.245	45.215	21.327	252.3	53:18.830
31	2	1:29.117	22.058	45.780	21.279	256.5	54:47.947
32	2	1:29.840	21.974	46.607	21.259	257.8	56:17.787
33	2	1:28.820	21.905	45.468	21.447	259.0	57:46.607
34	2	1:28.776	21.845	45.524	21.407	257.8	59:15.383
35	2	1:30.459	21.782	47.333	21.344	260.2	1:00:45.842

25 ADR-DELTA
1. John MARTIN 3. Tor GRAVES
2. Jan CHAROUZ

Oreca 03 - Nissan LMP2

1	2	2:03.307	49.676	51.835	21.796		2:03.307
2	2	1:30.143	22.739	46.194	21.210	236.8	3:33.450
3	2	1:29.055	22.283	45.481	21.291	250.0	5:02.505
4	2	1:28.353	22.017	45.185	21.151	259.0	6:30.858
5	2	1:28.624	22.004	45.461	21.159	261.5	7:59.482
6	2	1:36.230	22.633	45.670	27.927	231.8	9:35.712
7	2	3:59.113	2:50.510	46.727	21.876		13:34.825
8	2	1:28.771	22.033	45.370	21.368	257.1	15:03.596
9	2	1:28.527	22.054	45.249	21.224	258.4	16:32.123
10	2	1:30.602	21.963	47.425	21.214	260.9	18:02.725
11	2	1:36.030	22.792	45.510	27.728	259.0	19:38.755
12	3	4:32.126	3:16.240	53.080	22.806		24:10.881
13	3	1:31.271	23.269	46.572	21.430	225.5	25:42.152
14	3	1:30.289	22.317	46.429	21.543	252.9	27:12.441
15	3	1:29.895	22.428	46.142	21.325	248.3	28:42.336
16	3	1:29.389	22.399	45.598	21.392	251.7	30:11.725
17	3	1:30.851	22.157	46.845	21.849	254.7	31:42.576
18	3	1:34.713	22.538	49.276	22.899	250.6	33:17.289
19	3	1:34.467	24.136	48.390	21.941	213.0	34:51.756



FIA WEC 6 Hours of Sao Paulo Free Practice 3 Sector Analysis

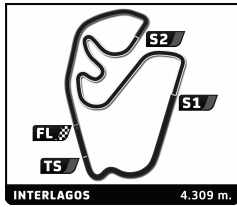
■ Personal Best
 ■ Session Best
 ■ Crossing the finish line in pit lane

Lap	D	Time	Sector 1	Sector 2	Sector 3	T. Spd	Elapsed	Lap	D	Time	Sector 1	Sector 2	Sector 3	T. Spd	Elapsed
20	3	1:30.908	22.602	46.212	22.094	245.5	36:22.664	3	1	1:30.596	22.547	46.453	21.596	239.5	5:59.176
21	3	1:30.764	22.202	47.054	21.508	248.3	37:53.428	4	1	1:41.105	22.259	56.380	22.466	243.8	7:40.281
22	3	1:30.301	22.087	46.315	21.899	252.9	39:23.729	5	1	1:30.781	22.614	46.596	21.571	251.2	9:11.062
23	3	1:38.486 B	22.306	45.998	30.182	253.5	41:02.215	6	1	1:29.947	22.214	46.140	21.593	252.3	10:41.009
24	1	3:50.455	2:39.704	48.831	21.920		44:52.670	7	1	1:33.508	22.264	49.636	21.608	254.7	12:14.517
25	1	1:29.140	22.250	45.486	21.404	247.7	46:21.810	8	1	1:30.873	22.442	46.421	22.010	254.7	13:45.390
26	1	1:35.808 B	22.017	45.246	28.545	258.4	47:57.618	9	1	1:31.372	22.248	46.183	22.941	254.7	15:16.762
27	1	3:45.567	2:30.649	52.920	21.998		51:43.185	10	1	1:55.646 B	25.345	55.797	34.504	252.3	17:12.408
28	1	1:36.293 B	22.253	45.744	28.296	254.1	53:19.478	11	2	4:07.087	2:54.171	50.802	22.114		21:19.495
29	1	2:36.471	1:28.792	46.358	21.321		55:55.949	12	2	1:35.931	23.359	50.025	22.547	214.3	22:55.426
30	1	1:27.297	21.780	44.364	21.153	259.6	57:23.246	13	2	1:34.814	23.649	48.433	22.732	212.6	24:30.240
31	1	1:28.575	22.286	44.971	21.318	253.5	58:51.821	14	2	1:34.654	23.742	49.062	21.850	208.9	26:04.894
32	1	1:45.042 B	24.290	52.688	28.064	260.9	1:00:36.863	15	2	1:32.758	23.049	47.821	21.888	226.4	27:37.652

26		SIGNATECH NISSAN		Oreca 03 - Nissan		LMP2	
		1.Nelson Panciatichi		3.Roman Rusinov			
		2.Pierre Ragues					
1	1	2:10.426	59.825	48.496	22.105		2:10.426
2	1	1:33.196	24.606	46.933	21.657	211.4	3:43.622
3	1	1:29.484	22.171	46.005	21.308	257.8	5:13.106
4	1	1:31.234	22.232	47.222	21.780	260.9	6:44.340
5	1	1:28.627	21.950	45.362	21.315	259.0	8:12.967
6	1	1:44.020 B	22.014	50.295	31.711	260.9	9:56.987
7	1	3:23.647	2:12.868	49.241	21.538		13:20.634
8	1	1:29.344	22.375	45.799	21.170	240.0	14:49.978
9	1	1:27.074	21.709	44.282	21.083	259.0	16:17.052
10	1	1:27.674	21.642	44.909	21.123	260.2	17:44.726
11	1	1:26.815	21.592	44.116	21.107	260.2	19:11.541
12	1	1:26.860	21.508	44.298	21.054	260.9	20:38.401
13	1	1:29.485	21.442	46.907	21.136	260.2	22:07.886
14	1	1:34.880 B	21.602	44.956	28.322	259.6	23:42.766
15	3	3:21.971	2:13.785	46.617	21.569		27:04.737
16	3	1:28.818	22.143	45.253	21.422	256.5	28:33.555
17	3	1:29.689	22.029	46.172	21.488	259.0	30:03.244
18	3	1:31.242	22.200	47.656	21.386	253.5	31:34.486
19	3	1:28.995	21.993	45.510	21.492	257.8	33:03.481
20	3	1:28.471	21.894	45.189	21.388	258.4	34:31.952
21	3	1:28.486	21.968	45.160	21.358	257.8	36:00.438
22	3	1:29.915	21.964	46.485	21.466	258.4	37:30.353
23	3	1:30.924	23.060	46.208	21.656	242.2	39:01.277
24	3	1:28.994	22.147	45.380	21.467	257.1	40:30.271
25	3	1:28.574	21.905	45.156	21.513	256.5	41:58.845
26	3	1:29.070	21.928	45.582	21.560	255.9	43:27.915
27	3	1:29.060	21.979	45.602	21.479	256.5	44:56.975
28	3	1:29.135	22.051	45.666	21.418	257.1	46:26.110
29	3	1:37.067 B	21.957	46.656	28.454	257.8	48:03.177
30	2	2:53.905	1:45.652	46.630	21.623		50:57.082
31	2	1:31.257	22.782	46.877	21.598	242.2	52:28.339
32	2	1:30.495	22.082	46.740	21.673	254.1	53:58.834
33	2	1:30.066	22.227	46.026	21.813	255.3	55:28.900
34	2	1:30.529	22.386	46.309	21.834	257.1	56:59.429
35	2	1:29.694	22.380	45.741	21.573	254.1	58:29.123
36	2	1:31.433	22.760	47.273	21.400	255.9	1:00:00.556

29		GULF RACING MIDDLE EAST		Lola B12/80 Coupé - Nissan		LMP2	
		1.Fabien Giroix		3.Jean-Denis Deletraz			
		2.Keiko Ihara					
1	1	2:55.040	1:34.438	56.753	23.849		2:55.040
2	1	1:33.540	23.593	48.022	21.925	211.8	4:28.580

31		LOTUS		Lola B12/80 Coupé - Lotus		LMP2	
		1.Thomas Holzer		3.Luca Moro			
		2.Mirco Schultis					
1	1	2:14.453 B	48.853	54.785	30.815		2:14.453
2	1	5:07.675	3:55.977	49.626	22.072		7:22.128
3	1	1:30.092	22.605	46.080	21.407	248.3	8:52.220
4	1	1:29.997	22.207	46.334	21.456	259.0	10:22.217
5	1	1:30.176	22.057	46.585	21.534	256.5	11:52.393
6	1	1:29.269	22.408	45.324	21.537	251.7	13:21.662
7	1	1:29.909	22.426	46.000	21.483	246.0	14:51.571
8	1	1:28.868	22.152	45.234	21.482	255.9	16:20.439
9	1	1:28.757	22.217	45.186	21.354	255.9	17:49.196
10	1	1:41.622 B	22.466	48.882	30.274	256.5	19:30.818
11	3	3:23.384	2:07.227	53.091	23.066		22:54.202
12	3	1:35.866	23.562	49.271	23.033	248.8	24:30.068
13	3	1:33.146	23.732	47.309	22.105	236.3	26:03.214
14	3	1:32.573	23.257	47.353	21.963	252.3	27:35.787
15	3	1:32.626	23.278	47.198	22.150	252.9	29:08.413
16	3	1:32.181	22.924	47.107	22.150	254.1	30:40.594
17	3	1:32.244	23.169	47.140	21.935	252.9	32:12.838
18	3	1:31.832	23.114	46.700	22.018	252.9	33:44.670
19	3	1:34.488	22.765	48.845	22.878	255.3	35:19.158
20	3	1:32.472	23.208	47.189	22.075	248.8	36:51.630
21	3	1:41.351 B	23.255	47.366	30.730	249.4	38:32.981
22	2	5:27.313	4:14.255	50.818	22.240		44:00.294
23	2	1:34.509	23.554	48.920	22.035	239.5	45:34.803

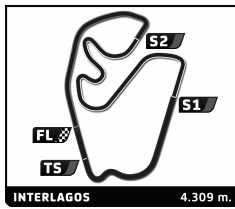


FIA WEC
6 Hours of Sao Paulo
Free Practice 3

Sector Analysis

Personal Best Session Best B Crossing the finish line in pit lane

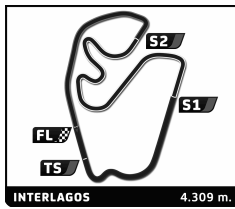
Lap	D	Time	Sector 1	Sector 2	Sector 3	T. Spd	Elapsed	Lap	D	Time	Sector 1	Sector 2	Sector 3	T. Spd	Elapsed							
24	2	1:34.087	23.306	48.721	22.060	248.8	47:08.890	12	3	1:28.957	22.049	45.648	21.260	257.1	23:08.310							
25	2	1:33.385	23.018	48.151	22.216	247.1	48:42.275	13	3	1:32.328	22.269	47.793	22.266	261.5	24:40.638							
26	2	1:33.423	23.162	48.072	22.189	246.6	50:15.698	14	3	1:31.523	22.184	48.010	21.329	255.9	26:12.161							
27	2	1:36.549	23.468	49.912	23.169	218.6	51:52.247	15	3	1:29.594	21.940	46.308	21.346	258.4	27:41.755							
28	2	1:33.580	23.216	48.382	21.982	237.4	53:25.827	16	3	1:33.510	21.832	49.509	22.169	260.9	29:15.265							
29	2	1:33.254	22.939	48.002	22.313	243.2	54:59.081	17	3	1:37.493 B	21.980	45.656	29.857	262.1	30:52.758							
30	2	1:33.407	23.457	47.947	22.003	248.3	56:32.488	18	1	3:29.611	2:21.057	47.155	21.399		34:22.369							
31	2	1:32.779	23.000	47.969	21.810	248.8	58:05.267	19	1	1:32.023	22.200	47.642	22.181	260.9	35:54.392							
32	2	1:33.033	23.400	47.593	22.040	238.4	59:38.300	20	1	1:29.447	22.269	45.912	21.266	255.9	37:23.839							
33	2	1:32.409	22.995	47.482	21.932	242.7	1:01:10.709	21	1	1:29.093	21.973	45.808	21.312	256.5	38:52.932							
32 LOTUS Lola B12/80 Coupé - Lotus 1. Vitantonio Liuzzi 2. James Rossiter 3. Kevin Weeda LMP2								22								1	1:29.574	22.005	46.159	21.410	260.2	40:22.506
1	3	2:10.471	55.344	52.527	22.600		2:10.471	23	1	1:29.397	21.966	46.064	21.367	262.1	41:51.903							
2	3	1:40.074	24.786	51.615	23.673	182.1	3:50.545	24	1	1:29.289	21.978	45.968	21.343	260.2	43:21.192							
3	3	1:33.646	23.779	47.893	21.974	210.1	5:24.191	25	1	1:38.055 B	22.018	46.456	29.581	261.5	44:59.247							
4	3	1:36.287	22.929	50.949	22.409	215.1	7:00.478	26	1	3:11.851	1:46.507	1:03.887	21.457		48:11.098							
5	3	1:33.224	23.078	48.118	22.028	223.6	8:33.702	27	1	1:27.683	21.851	44.779	21.053	256.5	49:38.781							
6	3	1:33.214	22.796	48.541	21.877	233.8	10:06.916	28	1	1:28.010	21.714	45.204	21.092	261.5	51:06.791							
7	3	1:32.899	23.019	48.129	21.751	242.2	11:39.815	29	1	1:27.681	21.560	44.612	21.509	263.4	52:34.472							
8	3	1:32.242	22.933	47.645	21.664	241.6	13:12.057	30	1	1:29.252	22.633	45.284	21.335	259.6	54:03.724							
9	3	1:39.643	22.926	54.666	22.051	244.9	14:51.700	31	1	1:27.790	21.625	44.687	21.478	263.4	55:31.514							
10	3	1:32.430	23.272	47.501	21.657	206.1	16:24.130	32	1	1:29.560	21.947	45.213	22.400	264.7	57:01.074							
11	3	1:31.708	22.752	47.340	21.616	245.5	17:55.838	33	1	1:33.468	22.545	49.719	21.204	260.2	58:34.542							
12	3	1:32.136	23.029	47.326	21.781	223.1	19:27.974	34	1	2:29.507 B	21.728	1:35.654	32.125	263.4	1:01:04.049							
13	3	1:31.937	22.715	47.518	21.704	244.9	20:59.911	41 GREAVES MOTORSPORT Zytek Z11SN - Nissan 1. Christian Zuegel 2. Roberto Gonzalez 3. Elton Julian LMP2														
14	3	1:31.927	22.714	47.543	21.670	244.3	22:31.838	1	3	2:27.894	1:17.369	48.728	21.797		2:27.894							
15	3	1:45.478 B	23.104	48.885	33.489	244.9	24:17.316	2	3	1:30.021	22.409	45.762	21.850	241.6	3:57.915							
16	1	6:58.126	5:48.568	48.193	21.365		31:15.442	3	3	1:31.471	22.270	47.334	21.867	254.1	5:29.386							
17	1	1:29.934	22.391	46.050	21.493	255.3	32:45.376	4	3	1:40.535 B	22.477	46.790	31.268	242.2	7:09.921							
18	1	1:29.883	22.085	45.730	22.068	256.5	34:15.259	5	3	4:04.904	2:57.868	45.562	21.474		11:14.825							
19	1	1:28.696	22.122	45.245	21.329	254.7	35:43.955	6	3	1:28.530	22.083	44.979	21.468	252.9	12:43.355							
20	1	1:28.887	22.212	45.304	21.371	257.1	37:12.842	7	3	1:28.339	21.985	44.975	21.379	253.5	14:11.694							
21	1	1:38.232 B	22.580	45.945	29.707	259.0	38:51.074	8	3	1:39.000 B	22.406	47.707	28.887	255.3	15:50.694							
22	1	9:55.519	8:41.313	52.663	21.543		48:46.593	9	3	4:31.816	3:22.525	47.736	21.555		20:22.510							
23	1	1:28.798	22.061	45.020	21.717	255.9	50:15.391	10	3	1:28.380	22.061	44.471	21.848	254.7	21:50.890							
24	1	1:32.198	22.239	48.595	21.364	259.0	51:47.589	11	3	1:27.973	21.894	44.717	21.362	253.5	23:18.863							
25	1	1:28.531	21.826	44.810	21.895	257.1	53:16.120	12	3	1:39.969 B	24.075	46.364	29.530	230.8	24:58.832							
26	1	1:27.717	21.721	44.717	21.279	259.0	54:43.837	13	1	4:19.118	3:00.737	55.010	23.371		29:17.950							
27	1	1:27.887	21.725	44.735	21.427	258.4	56:11.724	14	1	1:37.493	23.872	51.334	22.287	241.1	30:55.443							
28	1	1:27.760	21.793	44.752	21.215	257.1	57:39.484	15	1	1:34.086	23.540	48.564	21.982	243.2	32:29.529							
29	1	1:27.399	21.654	44.472	21.273	257.8	59:06.883	16	1	1:33.931	23.109	48.662	22.160	235.3	34:03.460							
30	1	1:41.672 B	21.690	50.115	29.867	257.8	1:00:48.555	17	1	1:33.112	23.198	47.922	21.992	233.3	35:36.572							
35 OAK RACING Morgan - Nissan 1. Bertrand Baguette 2. Dominik Kraihamer 3. Alex Brundle LMP2								18								1	1:33.304	23.343	47.820	22.141	222.7	37:09.876
1	3	2:04.019 B	41.642	52.315	30.062		2:04.019	19	1	1:33.309	23.177	47.889	22.243	235.8	38:43.185							
2	3	4:01.890	2:52.692	47.520	21.678		6:05.909	20	1	1:47.367 B	23.212	52.154	32.001	229.8	40:30.552							
3	3	1:30.906	22.151	47.236	21.519	250.6	7:36.815	21	2	3:47.725	2:35.171	50.090	22.464		44:18.277							
4	3	1:29.715	22.134	46.144	21.437	259.0	9:06.530	22	2	1:32.003	23.111	47.053	21.839	242.7	45:50.280							
5	3	1:29.536	21.892	45.830	21.814	259.0	10:36.066	23	2	1:30.213	22.392	46.056	21.765	252.3	47:20.493							
6	3	1:28.996	21.946	45.608	21.442	260.9	12:05.062	24	2	1:30.611	22.318	46.451	21.842	254.1	48:51.104							
7	3	1:30.315	21.961	46.453	21.901	262.1	13:35.377	25	2	1:46.643	22.274	1:02.701	21.668	254.7	50:37.747							
8	3	1:31.730	22.577	47.770	21.383	253.5	15:07.107	26	2	1:29.406	22.066	45.802	21.538	254.7	52:07.153							
9	3	1:38.090 B	22.275	46.467	29.348	264.1	16:45.197	27	2	1:29.234	22.327	45.333	21.574	254.7	53:36.387							
10	3	3:25.188	2:09.122	54.481	21.585		20:10.385	28	2	1:37.869 B	22.160	46.335	29.374	255.3	55:14.256							
11	3	1:28.968	21.945	45.692	21.331	259.0	21:39.353	29	2	2:46.611	1:38.447	46.561	21.603		58:00.867							
								30	2	1:31.095	22.160	45.416	23.519	254.7	59:31.962							
								31	2	1:29.125	21.940	45.530	21.655	254.1	1:01:01.087							



FIA WEC 6 Hours of Sao Paulo Free Practice 3 Sector Analysis

■ Personal Best
 ■ Session Best
 ■ Crossing the finish line in pit lane

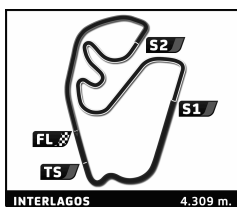
Lap	D	Time	Sector 1	Sector 2	Sector 3	T. Spd	Elapsed	Lap	D	Time	Sector 1	Sector 2	Sector 3	T. Spd	Elapsed
44 STARWORKS MOTORSPORTS HPD ARX 03b - Honda LMP2 1. Vicente Potolicchio 3. Stéphane Sarrazin 2. Ryan Dalziel															
1	1	2:00.682	50.436	48.735	21.511		2:00.682	23	2	1:29.261	22.064	45.638	21.559	257.1	43:10.585
2	1	1:30.365	22.144	46.769	21.452	246.6	3:31.047	24	2	1:28.592	21.965	45.255	21.372	255.3	44:39.177
3	1	1:29.117	22.178	45.385	21.554	251.7	5:00.164	25	2	1:35.230 B	22.083	45.394	27.753	254.7	46:14.407
4	1	1:29.187	22.161	45.661	21.365	255.3	6:29.351	26	1	3:07.627	1:57.887	47.988	21.752		49:22.034
5	1	1:29.662	22.431	45.499	21.732	259.0	7:59.013	27	1	1:32.460	22.578	48.139	21.743	240.0	50:54.494
6	1	1:29.454	22.569	45.517	21.368	253.5	9:28.467	28	1	1:30.243	22.371	46.285	21.587	251.2	52:24.737
7	1	1:59.191 B	22.209	45.407	51.575	253.5	11:27.658	29	1	1:30.290	22.387	46.423	21.480	255.9	53:55.027
8	3	4:07.419	2:59.550	46.506	21.363		15:35.077	30	1	1:30.840	22.382	46.984	21.474	255.3	55:25.867
9	3	1:29.094	22.084	45.805	21.205	256.5	17:04.171	31	1	1:33.825	22.259	48.645	22.921	258.4	56:59.692
10	3	1:27.897	21.949	44.747	21.201	258.4	18:32.068	32	1	1:31.065	22.780	46.562	21.723	227.4	58:30.757
11	3	1:35.430 B	21.887	45.218	28.325	259.0	20:07.498	33	1	1:44.299 B	22.438	50.301	31.560	248.8	1:00:15.056
12	3	5:09.120	3:59.988	48.057	21.075		25:16.618								
13	3	1:27.175	21.735	44.370	21.070	257.1	26:43.793								
14	3	1:35.418 B	22.284	45.067	28.067	256.5	28:19.211								
15	3	4:12.333	3:05.261	45.926	21.146		32:31.544								
16	3	1:29.536	21.798	46.469	21.269	257.1	34:01.080								
17	3	1:27.469	21.838	44.541	21.090	255.9	35:28.549								
18	3	1:33.661 B	21.712	44.443	27.506	257.8	37:02.210								
19	3	7:01.696	5:54.958	45.285	21.453		44:03.906								
20	3	1:29.010	22.050	45.653	21.307	254.7	45:32.916								
21	3	1:31.033	21.927	46.844	22.262	255.9	47:03.949								
22	3	1:35.841 B	22.093	45.705	28.043	257.1	48:39.790								
23	3	2:39.991	1:30.062	48.436	21.493		51:19.781								
24	3	1:29.396	22.384	45.238	21.774	250.0	52:49.177								
25	3	1:27.909	22.025	44.586	21.298	255.9	54:17.086								
26	3	1:28.014	22.069	44.409	21.536	255.9	55:45.100								
27	3	1:27.642	21.758	44.632	21.252	256.5	57:12.742								
28	3	1:30.264	22.618	46.310	21.336	251.7	58:43.006								
29	3	1:37.679 B	23.027	46.466	28.186	254.1	1:00:20.685								
49 PECOM RACING Oreca 03 - Nissan LMP2 1. Luis Perez Companc 3. Pierre Kaffer 2. Nicolas Minassian															
1	3	1:40.513	29.706	49.018	21.789		1:40.513								
2	3	1:30.296	22.382	46.314	21.600	250.0	3:10.809								
3	3	1:30.234	22.438	46.277	21.519	230.8	4:41.043								
4	3	1:29.332	22.865	45.193	21.274	243.8	6:10.375								
5	3	1:28.825	22.079	45.312	21.434	252.9	7:39.200								
6	3	1:35.954 B	22.150	45.529	28.275	254.1	9:15.154								
7	3	4:33.658	3:25.239	47.166	21.253		13:48.812								
8	3	1:27.599	21.855	44.534	21.210	258.4	15:16.411								
9	3	1:27.924	21.784	44.879	21.261	257.1	16:44.335								
10	3	1:28.405	21.882	45.262	21.261	258.4	18:12.740								
11	3	1:30.990	21.820	47.855	21.315	256.5	19:43.730								
12	3	1:34.527 B	21.931	44.797	27.799	256.5	21:18.257								
13	2	3:32.095	2:19.853	50.685	21.557		24:50.352								
14	2	1:30.933	22.199	46.810	21.924	251.7	26:21.285								
15	2	1:29.089	22.189	45.489	21.411	254.1	27:50.374								
16	2	1:30.245	22.093	46.181	21.971	258.4	29:20.619								
17	2	1:33.750	22.220	49.288	22.242	252.9	30:54.369								
18	2	1:28.833	22.244	45.251	21.338	254.1	32:23.202								
19	2	1:28.417	22.059	45.008	21.350	257.8	33:51.619								
20	2	1:36.347 B	22.170	45.925	28.252	257.1	35:27.966								
21	2	4:44.343	3:30.275	52.528	21.540		40:12.309								
22	2	1:29.015	22.046	45.466	21.503	254.1	41:41.324								
50 LARBRE COMPETITION Chevrolet Corvette C6-ZR1 LMGTE Am 1. Patrick Bornhauser 3. Fernando Rees 2. Julien Canal															
1	3	2:07.432	50.265	54.032	23.135		2:07.432								
2	3	1:36.902	24.083	49.760	23.059	221.8	3:44.334								
3	3	1:36.097	23.754	49.379	22.964	234.8	5:20.431								
4	3	1:39.207	23.693	52.507	23.007	238.4	6:59.638								
5	3	1:36.827	23.859	50.049	22.919	224.5	8:36.465								
6	3	1:45.003 B	24.019	50.281	30.703	242.7	10:21.468								
7	3	4:14.175	3:00.080	51.032	23.063		14:35.643								
8	3	1:36.167	23.784	49.467	22.916	237.9	16:11.810								
9	3	1:36.394	23.839	49.624	22.931	241.6	17:48.204								
10	3	1:45.341 B	23.596	50.975	30.770	238.4	19:33.545								
11	3	3:53.922	2:40.915	50.079	22.928		23:27.467								
12	3	1:34.756	23.672	48.493	22.591	241.6	25:02.223								
13	3	1:36.611	23.274	50.367	22.970	247.1	26:38.834								
14	3	1:34.462	23.371	48.362	22.729	244.3	28:13.296								
15	3	1:34.476	23.338	48.367	22.771	243.8	29:47.772								
16	3	1:45.386 B	24.541	49.843	31.002	229.3	31:33.158								
17	2	4:45.321	3:30.956	51.334	23.031		36:18.479								
18	2	1:37.455	24.042	50.446	22.967	222.2	37:55.934								
19	2	1:37.273	24.038	50.183	23.052	230.8	39:33.207								
20	2	1:37.944	23.969	50.813	23.162	231.3	41:11.151								
21	2	1:36.767	23.913	49.728	23.126	228.3	42:47.918								
22	2	1:36.193	23.821	49.410	22.962	232.3	44:24.111								
23	2	1:38.821	23.870	51.810	23.141	229.3	46:02.932								
24	2	1:49.547 B	24.401	52.923	32.223	214.7	47:52.479								
25	1	3:20.023	2:03.475	53.327	23.221		51:12.502								
26	1	1:37.618	24.238	50.259	23.121	225.5	52:50.120								
27	1	1:37.042	24.005	49.879	23.158	226.9	54:27.162								
28	1	1:37.150	24.070	50.025	23.055	225.9	56:04.312								
29	1	1:38.971	23.973	51.700	23.298	228.3	57:43.283								
30	1	1:37.334	24.096	50.230	23.008	227.4	59:20.617								
31	1	1:39.236	25.666	50.611	22.959	228.8	1:00:59.853								
51 AF CORSE Ferrari F458 Italia LMGTE Pro 1. Giancarlo Fisichella 2. Gianmaria Bruni															
1	2	2:10.155	53.758	53.151	23.246		2:10.155								
2	2	1:37.077	24.313	49.790	22.974	212.2	3:47.232								
3	2	1:35.678	23.756	48.969	22.953	229.8	5:22.910								
4	2	1:35.904	23.462	49.655	22.787	231.8	6:58.814								
5	2	1:35.011	23.515	48.644	22.852	232.8	8:33.825								
6	2	1:37.638	23.841	50.861	22.936	221.8	10:11.463								
7	2	1:35.053	23.643	48.685	22.725	228.8	11:46.516								
8	2	1:34.908	23.484	48.703	22.721	235.8	13:21.424								
9	2	1:44.198 B	23.964	49.561	30.673	233.3	15:05.622								



FIA WEC
6 Hours of Sao Paulo
Free Practice 3
Sector Analysis

Personal Best Session Best B Crossing the finish line in pit lane

Lap	D	Time	Sector 1	Sector 2	Sector 3	T. Spd	Elapsed	Lap	D	Time	Sector 1	Sector 2	Sector 3	T. Spd	Elapsed
10	2	2:49.799	1:37.441	49.500	22.858		17:55.421								
11	2	1:35.747	23.585	49.337	22.825	232.3	19:31.168								
12	2	1:43.665	23.546	49.081	31.038	236.3	21:14.833								
13	2	3:14.965	2:01.068	50.928	22.969		24:29.798								
14	2	1:37.059	24.170	50.138	22.751	225.5	26:06.857								
15	2	1:38.535	25.234	50.454	22.847	237.9	27:45.392								
16	2	1:35.366	23.641	49.018	22.707	234.3	29:20.758								
17	2	1:42.184	23.645	55.329	23.210	231.8	31:02.942								
18	2	1:44.542	23.659	49.812	31.071	230.3	32:47.484								
19	1	4:00.270	2:47.129	50.226	22.915		36:47.754								
20	1	1:36.123	23.879	49.357	22.887	235.8	38:23.877								
21	1	1:36.203	23.775	49.456	22.972	234.3	40:00.080								
22	1	1:35.781	23.781	49.121	22.879	225.5	41:35.861								
23	1	1:35.454	23.560	49.075	22.819	237.4	43:11.315								
24	1	1:43.158	23.715	49.840	29.603	223.1	44:54.473								
25	1	3:22.853	2:10.892	49.218	22.743		48:17.326								
26	1	1:34.724	23.530	48.313	22.881	235.8	49:52.050								
27	1	1:34.330	23.340	48.387	22.603	235.3	51:26.380								
28	1	1:37.250	23.228	51.292	22.730	240.5	53:03.630								
29	1	1:34.333	23.307	48.351	22.675	237.9	54:37.963								
30	1	1:34.588	23.261	48.711	22.616	242.2	56:12.551								
31	1	1:40.286	27.201	50.251	22.834	247.7	57:52.837								
32	1	1:34.373	23.469	48.292	22.612	237.4	59:27.210								
33	1	1:34.409	23.378	48.444	22.587	239.5	1:01:01.619								
55 JWA-AVILA Porsche 911 RSR (997) LMGTE Am								57 KROHN RACING Ferrari F458 Italia LMGTE Am							
1. Joël Camathias								1. Tracy Krohn							
2. Markus Palttala								2. Niclas Jönsson							
3. Paul Daniels								3. Michele Rugolo							
1	2	5:45.063	4:28.276	53.352	23.435		5:45.063	1	1	2:09.941	52.469	54.129	23.343		2:09.941
2	2	1:37.734	24.450	50.057	23.227	215.1	7:22.797	2	1	1:40.082	25.213	51.553	23.316	201.5	3:50.023
3	2	1:37.487	24.205	50.171	23.111	225.5	9:00.284	3	1	1:39.079	24.421	51.415	23.243	215.6	5:29.102
4	2	1:37.100	24.111	49.792	23.197	220.0	10:37.384	4	1	1:39.370	24.585	51.650	23.135	216.0	7:08.472
5	2	1:37.399	24.184	50.028	23.187	227.8	12:14.783	5	1	1:38.404	24.124	51.135	23.145	223.6	8:46.876
6	2	1:37.915	24.098	50.775	23.042	225.9	13:52.698	6	1	1:38.917	24.204	51.569	23.144	220.0	10:25.793
7	2	1:37.393	24.133	49.996	23.264	227.4	15:30.091	7	1	1:39.967	24.272	52.173	23.522	221.3	12:05.760
8	2	1:45.044	24.163	50.232	30.649	228.3	17:15.135	8	1	1:49.749	25.499	52.021	32.229	220.4	13:55.509
9	3	3:58.062	2:36.410	57.252	24.400		21:13.197	9	1	4:11.824	2:55.939	52.685	23.200		18:07.333
10	3	1:43.782	25.959	53.593	24.230	198.2	22:56.979	10	1	1:38.871	24.407	51.090	23.374	217.7	19:46.204
11	3	1:43.101	25.579	53.305	24.217	196.4	24:40.080	11	1	1:38.507	24.150	51.075	23.282	220.9	21:24.711
12	3	1:42.539	25.544	53.267	23.728	200.7	26:22.619	12	1	1:37.973	24.295	50.440	23.238	225.9	23:02.684
13	3	1:42.784	25.243	53.847	23.694	211.4	28:05.403	13	1	1:39.348	24.212	51.383	23.753	232.3	24:42.032
14	3	1:41.807	25.069	52.968	23.770	214.7	29:47.210	14	1	1:49.034	24.480	53.356	31.198	229.3	26:31.066
15	3	1:41.738	25.588	52.734	23.416	211.8	31:28.948	15	2	5:09.727	3:53.361	53.388	22.978		31:40.793
16	3	1:41.642	25.586	52.585	23.471	201.9	33:10.590	16	2	1:37.455	23.851	50.624	22.980	225.5	33:18.248
17	3	1:42.296	25.250	52.814	24.232	211.4	34:52.886	17	2	1:36.963	24.403	49.533	23.027	217.3	34:55.211
18	3	1:43.411	25.448	54.177	23.786	216.4	36:36.297	18	2	1:37.435	23.807	50.700	22.928	230.3	36:32.646
19	3	1:41.860	25.871	52.516	23.473	206.1	38:18.157	19	2	1:36.044	23.858	49.243	22.943	232.3	38:08.690
20	3	1:42.236	25.602	52.759	23.875	209.3	40:00.393	20	2	1:35.742	23.573	49.152	23.017	238.4	39:44.432
21	3	1:52.176	25.401	52.702	34.073	218.6	41:52.569	21	2	1:35.866	23.589	49.346	22.931	234.3	41:20.298
22	1	4:10.215	2:54.720	52.109	23.386		46:02.784	22	2	1:35.570	23.647	49.042	22.881	235.3	42:55.868
23	1	1:38.412	24.297	50.770	23.345	229.3	47:41.196	23	2	1:44.188	23.632	49.111	31.445	234.8	44:40.056
24	1	1:38.611	24.320	51.078	23.213	225.9	49:19.807	24	2	6:00.402	4:46.733	50.653	23.016		50:40.458
25	1	1:38.183	24.257	50.663	23.263	230.8	50:57.990	25	2	1:36.468	23.908	49.600	22.960	235.3	52:16.926
26	1	1:39.585	24.211	50.584	24.790	235.3	52:37.575	26	2	1:36.064	23.767	49.282	23.015	233.3	53:52.990
27	1	1:46.072	24.427	50.888	30.757	227.4	54:23.647	27	2	1:36.813	23.840	50.016	22.957	234.3	55:29.803
28	1	2:24.116	1:10.245	50.572	23.299		56:47.763	28	2	1:36.321	23.840	49.567	22.914	236.8	57:06.124
29	1	1:38.424	24.450	50.558	23.416	221.8	58:26.187	29	2	1:36.154	23.673	49.442	23.039	235.3	58:42.278
30	1	1:38.144	24.205	50.628	23.311	233.3	1:00:04.331	30	2	1:49.507	23.932	51.774	33.801	232.8	1:00:31.785
61 AF CORSE-WALTRIP Ferrari F458 Italia LMGTE Am								61 AF CORSE-WALTRIP Ferrari F458 Italia LMGTE Am							
1. Francisco Longo								1. Francisco Longo							
2. Alexandre Negrão								2. Alexandre Negrão							
3. Enrique Bernoldi								3. Enrique Bernoldi							
1	2	3:33.317	2:06.865	59.529	26.923		3:33.317	1	2	3:33.317	2:06.865	59.529	26.923		3:33.317
2	2	1:44.085	26.693	53.416	23.976	196.7	5:17.402	2	2	1:44.085	26.693	53.416	23.976	196.7	5:17.402
3	2	1:45.727	26.271	54.368	25.088	197.4	7:03.129	3	2	1:45.727	26.271	54.368	25.088	197.4	7:03.129
4	2	1:38.738	24.477	50.946	23.315	221.8	8:41.867	4	2	1:38.738	24.477	50.946	23.315	221.8	8:41.867
5	2	1:37.668	24.132	49.872	23.664	233.8	10:19.535	5	2	1:37.668	24.132	49.872	23.664	233.8	10:19.535
6	2	1:39.523	24.120	51.661	23.742	226.9	11:59.058	6	2	1:39.523	24.120	51.661	23.742	226.9	11:59.058
7	2	1:37.372	24.137	49.652	23.583	232.3	13:36.430	7	2	1:37.372	24.137	49.652	23.583	232.3	13:36.430
8	2	1:50.012	25.239	51.614	33.159	217.7	15:26.442	8	2	1:50.012	25.239	51.614	33.159	217.7	15:26.442
9	1	5:08.410	3:52.956	51.845	23.609		20:34.852	9	1	5:08.410	3:52.956	51.845	23.609		20:34.852
10	1	1:39.465	24.997	50.915	23.553	216.0	22:14.317	10	1	1:39.465	24.997	50.915	23.553	216.0	22:14.317
11	1	1:39.619	25.061	51.111	23.447	211.4	23:53.936	11	1	1:39.619	25.061	51.111	23.447	211.4	23:53.936
12	1	1:40.595	24.448	52.711	23.436	220.0	25:34.531	12	1	1:40.595	24.448	52.711	23.436	220.0	25:34.531
13	1	1:39.097	24.680	50.862	23.555	216.0	27:13.628	13	1	1:39.097	24.680	50.862	23.555	216.0	27:13.628
14	1	2:03.991	24.526	1:15.131	24.334	219.1	29:17.619	14	1	2:03.991	24.526	1:15.131	24.334	219.1	29:17.619
15	1	1:40.182	25.139	51.414	23.629	217.3	30:57.801	15	1	1:40.182	25.139	51.414	23.629	217.3	30:57.801
16	1	1:39.033	24.626	51.122	23.285	216.9	32:36.834	16	1	1:39.033	24.626	51.122	23.285	216.9	32:36.834
17	1	1:38.737	24.275	50.968	23.494	225.5	34:15.571	17	1	1:38.737	24.275	50.968	23.494	225.5	34:15.571
18	1	1:40.045	24.456	51.747	23.842	217.7	35:55.616	18	1	1:40.045	24.456	51.747	23.842	217.7	35:55.616
19	1	1:39.137	24.429	51.341	23.367	233.3	37:34.753	19	1	1:39.137	24.429	51.341	23.367	233.3	37:34.753
20	1	1:50.854	24.720	51.114	35.020	228.3	39:25.607	20	1	1:50.854	24.720	51.114	35.020	228.3	39:25.607
21	3	2:49.420	1:35.826	50.339	23.255		42:15.027	21	3	2:49.420	1:35.826	50.339	23.255		42:15.027



FIA WEC
6 Hours of Sao Paulo
Free Practice 3
Sector Analysis

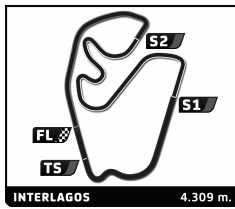
Personal Best Session Best B Crossing the finish line in pit lane

Lap	D	Time	Sector 1	Sector 2	Sector 3	T. Spd	Elapsed	Lap	D	Time	Sector 1	Sector 2	Sector 3	T. Spd	Elapsed
22	3	1:36.684	24.092	49.353	23.239	226.9	43:51.711	10	1	1:34.590	23.633	48.332	22.625	233.3	18:48.776
23	3	1:36.319	23.985	49.221	23.113	230.3	45:28.030	11	1	1:34.608	23.712	48.198	22.698	239.5	20:23.384
24	3	1:45.624	23.806	49.456	32.362	233.8	47:13.654	12	1	1:34.860	23.575	48.514	22.771	232.3	21:58.244
25	3	2:44.166	1:29.422	51.639	23.105		49:57.820	13	1	1:35.010	23.542	48.687	22.781	237.9	23:33.254
26	3	1:35.329	23.760	48.684	22.885	231.8	51:33.149	14	1	1:34.549	23.492	48.380	22.677	233.8	25:07.803
27	3	1:34.977	23.679	48.338	22.960	238.9	53:08.126	15	1	1:34.458	23.436	48.341	22.681	240.5	26:42.261
28	3	1:36.300	23.716	49.090	23.494	234.8	54:44.426	16	1	1:45.233	24.136	50.516	30.581	216.4	28:27.494
29	3	1:37.633	23.755	50.657	23.221	240.0	56:22.059	17	2	3:11.394	1:56.831	51.484	23.079		31:38.888
30	3	1:47.139	24.664	59.206	23.269	225.9	58:09.198	18	2	1:37.979	24.505	50.203	23.271	229.8	33:16.867
31	3	1:35.811	23.886	48.750	23.175	236.8	59:45.009	19	2	1:37.489	23.993	50.467	23.029	230.8	34:54.356
32	3	1:36.193	23.604	49.550	23.039	231.3	1:01:21.202	20	2	1:37.032	24.045	49.947	23.040	231.3	36:31.388
								21	2	1:35.725	23.760	49.105	22.860	230.8	38:07.113
								22	2	1:36.004	23.799	49.295	22.910	232.8	39:43.117
								23	2	1:35.469	23.470	49.113	22.886	239.5	41:18.586
								24	2	1:35.553	23.717	48.913	22.923	228.8	42:54.139
								25	2	1:35.608	23.630	49.019	22.959	240.5	44:29.747
								26	2	1:36.069	23.788	49.223	23.058	230.3	46:05.816
								27	2	1:36.121	23.596	49.535	22.990	234.3	47:41.937
								28	2	1:36.417	23.792	49.625	23.000	232.3	49:18.354
								29	2	1:38.640	23.691	51.764	23.185	235.3	50:56.994
								30	2	1:36.752	23.845	49.877	23.030	220.4	52:33.746
								31	2	1:36.447	23.629	49.947	22.871	231.8	54:10.193
								32	2	1:35.822	23.527	49.479	22.816	237.4	55:46.015
								33	2	1:36.548	23.542	50.043	22.963	236.8	57:22.563
								34	2	1:36.021	23.481	49.635	22.905	237.4	58:58.584
								35	2	1:35.524	23.474	49.221	22.829	237.4	1:00:34.108

70		LARBRE COMPETITION		Chevrolet Corvette C6-ZR1			
		1. Jean-Philippe Belloc		3. Pascal Gibon			
		2. Christophe Bourret		LMGTE Am			
1	3	2:57.714	1:28.732	1:01.848	27.134	2:57.714	
2	3	1:47.842	27.757	55.913	24.172	184.0	4:45.556
3	3	1:41.147	25.447	52.278	23.422	200.4	6:26.703
4	3	1:41.083	25.290	52.482	23.311	187.2	8:07.786
5	3	1:40.839	25.322	51.907	23.610	203.8	9:48.625
6	3	1:39.865	24.860	51.572	23.433	206.5	11:28.490
7	3	1:40.493	25.131	51.968	23.394	215.1	13:08.983
8	3	1:55.198	25.551	57.226	32.421	200.0	15:04.181
9	3	4:51.275	3:31.936	54.762	24.577		19:55.456
10	3	1:41.347	25.577	52.412	23.358	215.1	21:36.803
11	3	1:41.437	25.546	52.403	23.488	202.2	23:18.240
12	3	1:40.923	25.383	52.102	23.438	193.2	24:59.163
13	3	1:41.631	25.655	52.675	23.301	188.5	26:40.794
14	3	1:41.851	25.143	52.993	23.715	200.4	28:22.645
15	3	1:40.563	25.277	51.909	23.377	195.3	30:03.208
16	3	1:49.575	25.344	52.117	32.114	195.3	31:52.783
17	1	4:17.523	3:00.571	53.881	23.071		36:10.306
18	1	1:37.653	24.320	50.332	23.001	221.3	37:47.959
19	1	1:36.835	23.966	49.783	23.086	223.1	39:24.794
20	1	1:36.892	24.435	49.652	22.805	226.4	41:01.686
21	1	1:47.513	23.878	50.716	32.919	224.1	42:49.199
22	1	2:55.956	1:40.788	52.257	22.911		45:45.155
23	1	1:38.068	23.774	51.157	23.137	225.0	47:23.223
24	1	1:35.937	23.512	49.720	22.705	224.1	48:59.160
25	1	1:35.254	23.618	48.914	22.722	226.4	50:34.414
26	1	1:37.854	24.418	50.576	22.860	225.5	52:12.268
27	1	1:35.584	23.735	49.098	22.751	226.4	53:47.852
28	1	1:35.595	23.741	49.041	22.813	230.3	55:23.447
29	1	1:36.164	23.781	49.273	23.110	225.5	56:59.611
30	1	1:41.104	24.644	52.797	23.663	223.6	58:40.715
31	1	1:49.253	24.029	52.258	32.966	230.8	1:00:29.968

71		AF CORSE		Ferrari F458 Italia			
		1. Andrea Bertolini		LMGTE Pro			
		2. Olivier Beretta					
1	1	2:21.787	1:05.961	52.786	23.040	2:21.787	
2	1	1:36.714	24.067	49.617	23.030	218.6	3:58.501
3	1	1:35.830	23.920	49.125	22.785	228.3	5:34.331
4	1	1:35.529	23.586	49.121	22.822	232.3	7:09.860
5	1	1:37.073	23.569	50.592	22.912	235.8	8:46.933
6	1	1:35.722	23.683	49.349	22.690	238.4	10:22.655
7	1	1:44.304	23.645	49.188	31.471	236.3	12:06.959
8	1	3:32.309	2:20.132	49.575	22.602		15:39.268
9	1	1:34.918	23.674	48.623	22.621	226.4	17:14.186

77		TEAM FELBERMAYR-PROTON		Porsche 911 RSR (997)			
		1. Marc Lieb		LMGTE Pro			
		2. Richard Lietz					
1	1	2:19.458	1:05.948	50.693	22.817	2:19.458	
2	1	1:35.429	23.760	49.027	22.642	218.6	3:54.887
3	1	1:35.449	23.557	49.031	22.861	229.8	5:30.336
4	1	1:37.029	23.496	50.988	22.545	227.8	7:07.365
5	1	1:35.464	23.576	49.207	22.681	230.3	8:42.829
6	1	1:36.251	23.475	49.961	22.815	234.3	10:19.080
7	1	1:36.392	23.861	49.700	22.831	216.0	11:55.472
8	1	1:43.174	23.669	49.061	30.444	226.9	13:38.646
9	1	4:44.649	3:27.411	54.679	22.559		18:23.295
10	1	1:33.900	23.463	47.908	22.529	233.3	19:57.195
11	1	1:33.774	23.277	48.086	22.411	235.3	21:30.969
12	1	1:33.764	23.310	48.000	22.454	238.4	23:04.733
13	1	1:34.473	23.179	48.742	22.552	238.9	24:39.206
14	1	1:36.375	23.336	50.453	22.586	237.9	26:15.581
15	1	1:41.286	23.425	48.453	29.408	237.4	27:56.867
16	2	4:43.393	3:27.508	52.951	22.934		32:40.260
17	2	1:35.547	23.670	48.834	23.043	229.3	34:15.807
18	2	1:39.222	24.483	51.720	23.019	208.1	35:55.029
19	2	1:34.901	23.504	48.761	22.636	231.8	37:29.930
20	2	1:35.301	23.654	48.945	22.702	226.9	39:05.231
21	2	1:34.949	23.630	48.606	22.713	235.3	40:40.180
22	2	1:34.873	23.483	48.643	22.747	232.8	42:15.053
23	2	1:35.115	23.650	48.613	22.852	228.8	43:50.168
24	2	1:35.741	23.604	49.415	22.722	233.3	45:25.909
25	2	1:34.914	23.432	48.706	22.776	237.4	47:00.823
26	2	1:36.574	23.443	50.318	22.813	232.8	48:37.397
27	2	1:37.012	24.375	49.896	22.741	214.3	50:14.409
28	2	1:39.105	23.597	50.684	24.824	233.3	51:53.514



FIA WEC
6 Hours of Sao Paulo
Free Practice 3

Sector Analysis

■ Personal Best ■ Session Best B Crossing the finish line in pit lane

Lap	D	Time	Sector 1	Sector 2	Sector 3	T. Spd	Elapsed	Lap	D	Time	Sector 1	Sector 2	Sector 3	T. Spd	Elapsed
29	2	1:35.116	23.545	48.762	22.809	236.8	53:28.630	13	2	4:50.970	3:37.953	50.338	22.679		28:03.464
30	2	1:34.833	23.403	48.688	22.742	237.9	55:03.463	14	2	1:35.150	23.606	48.804	22.740	233.3	29:38.614
31	2	1:35.570	23.467	49.300	22.803	235.8	56:39.033	15	2	1:34.920	23.518	48.783	22.619	237.9	31:13.534
32	2	1:34.935	23.588	48.607	22.740	238.4	58:13.968	16	2	1:44.157 B	23.790	51.204	29.163	235.8	32:57.691
33	2	1:34.983	23.494	48.769	22.720	235.8	59:48.951	17	2	7:55.534	6:42.761	50.062	22.711		40:53.225
34	2	1:46.798 B	23.655	48.710	34.433	234.8	1:01:35.749	18	2	1:35.800	23.414	49.645	22.741	230.8	42:29.025

88 **TEAM FELBERMAYR-PROTON** Porsche 911 RSR (997)
1. Christian Ried 3. Paolo Ruberti LMGTE Am
2. Gianluca Roda

1	3	1:56.474	41.109	52.005	23.360		1:56.474
2	3	1:36.866	24.085	49.903	22.878	222.7	3:33.340
3	3	1:36.183	23.935	49.254	22.994	225.9	5:09.523
4	3	1:43.898 B	23.765	50.354	29.779	228.3	6:53.421
5	3	3:22.762	2:08.662	51.161	22.939		10:16.183
6	3	1:35.684	23.799	48.852	23.033	235.8	11:51.867
7	3	1:36.753	24.883	49.079	22.791	236.3	13:28.620
8	3	1:35.005	23.652	48.531	22.822	230.8	15:03.625
9	3	1:36.374	24.077	49.518	22.779	219.1	16:39.999
10	3	1:35.192	23.626	48.852	22.714	233.8	18:15.191
11	3	1:44.743 B	24.063	50.044	30.636	227.8	19:59.934
12	2	3:53.025	2:37.504	52.091	23.430		23:52.959
13	2	1:38.775	24.353	50.816	23.606	215.1	25:31.734
14	2	1:38.548	24.484	50.887	23.177	213.4	27:10.282
15	2	1:38.481	24.502	50.129	23.850	216.0	28:48.763
16	2	1:37.851	24.281	50.248	23.322	214.3	30:26.614
17	2	1:37.653	24.441	50.051	23.161	213.4	32:04.267
18	2	1:37.527	24.438	50.052	23.037	215.6	33:41.794
19	2	1:37.541	24.201	50.075	23.265	220.0	35:19.335
20	2	1:37.615	24.498	49.892	23.225	207.3	36:56.950
21	2	1:42.573	26.310	52.919	23.344	213.9	38:39.523
22	2	1:55.857 B	24.163	58.409	33.285	223.6	40:35.380
23	1	3:00.195	1:43.135	53.350	23.710		43:35.575
24	1	1:39.672	24.655	51.619	23.398	215.1	45:15.247
25	1	1:38.625	24.247	51.198	23.180	222.7	46:53.872
26	1	1:38.224	24.316	50.726	23.182	217.3	48:32.096
27	1	1:40.744	25.046	51.776	23.922	219.1	50:12.840
28	1	1:41.148	24.485	53.002	23.661	218.2	51:53.988
29	1	1:38.152	24.509	50.514	23.129	220.4	53:32.140
30	1	1:38.345	24.276	50.777	23.292	224.1	55:10.485
31	1	1:38.657	24.341	51.003	23.313	227.8	56:49.142
32	1	1:38.671	24.434	51.026	23.211	227.8	58:27.813
33	1	1:38.534	24.344	50.911	23.279	226.9	1:00:06.347

97 **ASTON MARTIN RACING** Aston Martin Vantage V8
1. Stefan Mücke LMGTE Pro
2. Darren Turner

1	1	2:00.951	46.452	51.728	22.771		2:00.951
2	1	1:36.770	24.230	49.887	22.653	226.9	3:37.721
3	1	1:34.104	23.493	48.219	22.392	230.3	5:11.825
4	1	1:34.798	23.429	48.699	22.670	229.8	6:46.623
5	1	1:43.094 B	23.590	48.572	30.932	226.9	8:29.717
6	2	5:03.676	3:49.232	51.657	22.787		13:33.393
7	2	1:36.644	23.742	50.087	22.815	224.1	15:10.037
8	2	1:34.836	23.555	48.642	22.639	237.4	16:44.873
9	2	1:34.715	23.499	48.676	22.540	228.8	18:19.588
10	2	1:34.807	23.374	48.617	22.816	234.8	19:54.395
11	2	1:34.408	23.447	48.356	22.605	236.8	21:28.803
12	2	1:43.691 B	23.791	50.981	28.919	231.8	23:12.494