FIA WORLD ENDURANCE CHAMPIONSHIP

6 HOURS OF SAO-PAULO

ROLEX

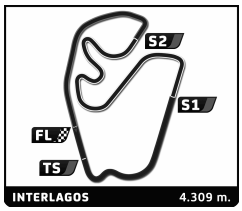

FIA WEC

6 Hours of Sao Paulo

Free Practice 1

Sector Analysis

Personal Best | Session Best | B Crossing the finish line in pit lane

1 — AUDI SPORT TEAM JOEST

Audi R18 e-tron quattro, LMP1

1.Marcel Fässler, 2.André Lotterer, 3.Benoit Tréluyer

Lap	D	Time	Sector 1	Sector 2	Sector 3	T. Spd	Elapsed
1	1	1:54.882	38.470	54.463	21.949		1:54.882
2	1	1:32.995	22.582	49.342	21.071	202.2	3:27.877
3	1	1:38.105 B	21.790	46.366	29.949	215.1	5:05.982
4	1	8:54.450	7:44.252	49.605	20.593		14:00.432
5	1	1:30.584	21.480	48.241	20.863	229.3	15:31.016
6	1	1:26.599	21.509	44.383	20.707	246.0	16:57.615
7	1	1:25.834	21.497	43.843	20.494	249.4	18:23.449
8	1	1:25.950	21.572	43.879	20.499	253.5	19:49.399
9	1	1:27.510	21.820	44.991	20.699	241.1	21:16.909
10	1	1:27.706	21.864	45.422	20.420	227.8	22:44.615
11	1	1:27.266	22.025	44.826	20.415	233.3	24:11.881
12	1	1:26.756	21.751	44.562	20.443	245.5	25:38.637
13	1	1:25.884	21.101	44.005	20.778	257.1	27:04.521
14	1	1:26.601	21.485	44.870	20.246	248.8	28:31.122
15	1	1:25.409	21.022	44.060	20.327	260.9	29:56.531
16	1	1:28.143	21.872	45.337	20.934	261.5	31:24.674
17	1	1:44.932 B	23.318	51.206	30.408	227.4	33:09.606
18	2	6:29.840	5:17.769	50.816	21.255		39:39.446
19	2	1:28.288	22.222	45.658	20.408	211.8	41:07.734
20	2	1:27.722	21.405	45.898	20.419	241.1	42:35.456
21	2	1:35.459 B	21.353	45.677	28.429	255.3	44:10.915
22	2	2:53.886	1:44.589	48.309	20.988		47:04.801
23	2	1:25.301	21.247	43.836	20.218	274.1	48:30.102
24	2	1:24.954	21.231	43.764	19.959	260.9	49:55.056
25	2	1:25.224	20.931	44.317	19.976	264.7	51:20.280
26	2	1:26.257	21.005	44.709	20.543	268.0	52:46.537
27	2	1:26.775	21.180	44.060	21.535	265.4	54:13.312
28	2	1:26.858	22.081	44.907	19.870	259.0	55:40.170
29	2	1:24.692	21.003	43.888	19.801	268.0	57:04.862
30	2	1:24.420	20.849	43.682	19.889	271.4	58:29.282
31	2	1:25.411	20.841	44.649	19.921	281.2	59:54.693
32	2	1:26.970	21.300	45.695	19.975	271.4	1:01:21.663
33	2	1:24.370	21.082	43.403	19.885	265.4	1:02:46.033
34	2	1:27.420	20.990	45.634	20.796	264.7	1:04:13.453
35	2	1:26.086	21.353	44.274	20.459	262.1	1:05:39.539
36	2	1:25.538	21.617	44.028	19.893	266.0	1:07:05.077
37	2	1:25.670	22.176	43.583	19.911	266.0	1:08:30.747
38	2	1:24.769	21.095	43.671	20.003	261.5	1:09:55.516
39	2	1:32.508 B	21.555	44.776	26.177	248.8	1:11:28.024
40	3	3:06.579	1:57.502	48.315	20.762		1:14:34.603
41	3	1:26.759	21.611	45.045	20.103	239.5	1:16:01.362
42	3	1:27.931	20.924	46.925	20.082	255.9	1:17:29.293
43	3	1:28.052	20.916	47.069	20.067	262.1	1:18:57.345
44	3	1:27.261	21.139	45.447	20.675	257.8	1:20:24.606
45	3	1:27.617	21.106	46.341	20.170	260.2	1:21:52.223
46	3	1:28.493	20.762	46.743	20.988	276.9	1:23:20.716
47	3	1:26.634	21.684	44.864	20.086	258.4	1:24:47.350
48	3	1:26.223	20.977	44.666	20.580	279.8	1:26:13.573
49	3	1:25.758	20.835	44.827	20.096	278.4	1:27:39.331
50	3	1:25.223	20.973	44.048	20.202	271.4	1:29:04.554
51	3	1:24.934	20.887	44.081	19.966	276.2	1:30:29.488

2 — AUDI SPORT TEAM JOEST

Audi R18 ultra, LMP1

1.Tom Kristensen, 2.Allan McNish, 3.Lucas Di Grassi

Lap	D	Time	Sector 1	Sector 2	Sector 3	T. Spd	Elapsed
1	1	1:53.754	39.222	52.993	21.539		1:53.754
2	1	1:29.504	22.477	46.357	20.670	223.6	3:23.258
3	1	1:27.457	21.764	44.840	20.853	232.3	4:50.715
4	1	1:26.223	21.672	44.273	20.278	252.3	6:16.938
5	1	1:27.025	21.786	44.972	20.267	222.7	7:43.963
6	1	1:26.797	21.612	44.822	20.363	264.7	9:10.760
7	1	1:26.132	21.280	44.345	20.507	264.1	10:36.892
8	1	1:27.415	22.276	44.820	20.319	240.5	12:04.307
9	1	1:30.049	22.127	47.553	20.369	253.5	13:34.356
10	1	1:28.420	21.578	46.562	20.280	248.8	15:02.776
11	1	1:30.951	23.065	46.818	21.068	225.9	16:33.727
12	1	1:27.267	21.882	45.039	20.346	240.0	18:00.994
13	1	1:27.394	21.796	45.204	20.394	217.3	19:28.388
14	1	1:26.905	21.444	44.994	20.467	254.7	20:55.293
15	1	1:29.111	21.897	46.123	21.091	235.3	22:24.404
16	1	1:34.065	23.594	49.222	21.249	203.8	23:58.469
17	1	1:31.283	23.728	46.933	20.622	211.8	25:29.752
18	1	1:27.909	21.899	45.560	20.450	232.8	26:57.661
19	1	1:28.127	21.569	45.923	20.635	238.9	28:25.788
20	1	1:35.161 B	21.390	45.054	28.717	249.4	30:00.949
21	2	3:11.336	1:52.537	54.399	24.400		33:12.285
22	2	1:33.786	23.671	49.553	20.562	188.5	34:46.071
23	2	1:29.056	22.539	46.224	20.293	200.4	36:15.127
24	2	1:26.597	21.599	44.802	20.196	223.1	37:41.724
25	2	1:25.731	21.169	44.204	20.358	241.6	39:07.455
26	2	1:26.172	21.562	44.345	20.265	246.0	40:33.627
27	2	1:26.815	21.378	44.762	20.675	240.5	42:00.442
28	2	1:26.167	21.240	44.583	20.344	239.5	43:26.609
29	2	1:35.525 B	21.764	45.931	27.830	241.6	45:02.134
30	2	5:54.362	4:47.955	46.093	20.314		50:56.496
31	2	1:27.248	22.051	44.816	20.381	243.2	52:23.744
32	2	1:25.972	21.176	44.050	20.746	247.7	53:49.716
33	2	1:25.060	21.083	43.704	20.273	251.7	55:14.776
34	2	1:30.801	22.784	47.589	20.428	260.2	56:45.577
35	2	1:27.288	21.291	45.169	20.828	260.2	58:12.865
36	2	1:28.320	21.344	46.603	20.373	247.7	59:41.185
37	2	1:25.261	21.156	43.798	20.307	263.4	1:01:06.446
38	2	1:25.599	20.918	44.065	20.616	272.7	1:02:32.045
39	2	1:37.199 B	23.325	46.373	27.501	246.0	1:04:09.244
40	3	2:40.298	1:27.431	52.300	20.567		1:06:49.542
41	3	1:28.490	22.435	45.669	20.386	219.5	1:08:18.032
42	3	1:28.885	22.083	46.389	20.413	227.8	1:09:46.917
43	3	1:26.970	21.276	44.834	20.860	251.7	1:11:13.887
44	3	1:26.663	21.177	44.924	20.562	261.5	1:12:40.550
45	3	1:28.096	21.111	46.363	20.622	270.0	1:14:08.646
46	3	1:28.370	21.293	46.034	21.043	268.7	1:15:37.016
47	3	1:26.178	21.045	44.846	20.287	274.1	1:17:03.194
48	3	1:31.102	21.161	49.168	20.773	274.1	1:18:34.296
49	3	1:30.587	21.377	47.916	21.294	254.7	1:20:04.883
50	3	1:28.921	21.232	46.808	20.881	269.3	1:21:33.804
51	3	1:27.501	21.172	45.557	20.772	272.7	1:23:01.305
52	3	1:25.635	21.001	44.395	20.239	274.8	1:24:26.940
53	3	1:24.838	20.852	43.677	20.309	278.4	1:25:51.778
54	3	1:25.378	20.932	44.196	20.250	274.1	1:27:17.156
55	3	1:29.524	21.152	46.645	21.727	275.5	1:28:46.680
56	3	1:27.281	21.372	45.565	20.344	257.8	1:30:13.961

FIA WORLD ENDURANCE CHAMPIONSHIP

6 HOURS OF SAO-PAULO

ROLEX

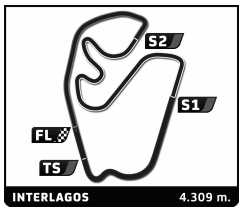

FIA WEC
6 Hours of Sao Paulo
Free Practice 1

Sector Analysis

Personal Best | Session Best | B Crossing the finish line in pit lane

7 TOYOTA RACING
1.Alexander Wurz
2.Nicolas Lapierre
Toyota TS030 - Hybrid
LMP1

Lap	D	Time	Sector 1	Sector 2	Sector 3	T. Spd	Elapsed
1	2	2:40.319 B	1:10.265	57.564	32.490		2:40.319
2	2	9:33.636	8:24.107	48.580	20.949		12:13.955
3	2	1:27.220	22.446	44.347	20.427	220.0	13:41.175
4	2	1:27.082	22.388	44.056	20.638	226.4	15:08.257
5	2	1:28.784	21.418			249.4	16:37.041
6	2	1:27.646	22.044	45.299	20.303	234.3	18:04.687
7	2	1:32.919 B	21.265	44.246	27.408	262.8	19:37.606
8	2	4:19.637 B	2:57.921	52.465	29.251		23:57.243
9	2	3:33.429	2:21.304	51.073	21.052		27:30.672
10	2	1:40.226 B	21.979	48.307	29.940	236.3	29:10.898
11	2	3:35.518	2:13.272	57.917	24.329		32:46.416
12	2	1:36.539	24.107	50.785	21.647	203.8	34:22.955
13	2	1:27.129	22.260	44.769	20.100	237.4	35:50.084
14	2	1:25.341	21.651	43.539	20.151	260.9	37:15.425
15	2	1:25.399	21.198	44.093	20.108	265.4	38:40.824
16	2	1:26.280	21.314	44.652	20.314	262.1	40:07.104
17	2	1:29.081	21.167			268.7	41:36.185
18	2	1:27.408	22.994	44.012	20.402	243.8	43:03.593
19	2	1:27.344	22.197			251.7	44:30.937
20	2	1:25.638	21.299	44.116	20.223	264.7	45:56.575
21	2	1:30.933 B	21.175	43.305	26.453	268.7	47:27.508
22	2	11:58.835	...	44.050	20.373		59:26.343
23	2	1:27.002	21.220	44.727	21.055	269.3	1:00:53.345
24	2	1:28.519	22.222	46.003	20.294	252.9	1:02:21.864
25	2	1:31.906	23.997			269.3	1:03:53.770
26	2	1:25.145	21.823			251.7	1:05:18.915
27	2	1:30.880 B	21.119	43.413	26.348	269.3	1:06:49.795
28	2	2:18.569	1:13.898				1:09:08.364
29	2	1:27.667	23.151	44.120	20.396	242.7	1:10:36.031
30	2	1:28.179	21.086	43.969	23.124	268.7	1:12:04.210
31	2	1:27.792	23.254	44.310	20.228	199.6	1:13:32.002
32	2	1:25.055	21.109	43.147	20.799	271.4	1:14:57.057
33	2	1:37.320 B	21.006			269.3	1:16:34.377
34	1	2:49.169	1:41.432				1:19:23.546
35	1	1:28.668	22.128			231.3	1:20:52.214
36	1	1:26.997	21.618	44.830	20.549	232.3	1:22:19.211
37	1	2:06.808 B	25.549	55.015	46.244	244.3	1:24:26.019
38	1	2:20.384	1:14.696				1:26:46.403
39	1	1:26.955	21.706	45.109	20.140	247.1	1:28:13.358
40	1	1:25.756	21.739	43.943	20.074	240.5	1:29:39.114
41	1	1:26.763	21.500	45.029	20.234	256.5	1:31:05.877

12 REBELLION RACING
1.Nicolas Prost
2.Neel Jani
Lola B12/60 Coupé - Toyota
LMP1

Lap	D	Time	Sector 1	Sector 2	Sector 3	T. Spd	Elapsed
1	1	2:13.360 B	45.875	54.723	32.762		2:13.360
2	1	3:45.909	2:33.797	49.909	22.203		5:59.269
3	1	1:33.111	23.874	48.060	21.177	192.2	7:32.380
4	1	1:30.926	22.978	46.792	21.156	209.3	9:03.306
5	1	1:41.541 B	22.612	49.094	29.835	217.3	10:44.847
6	1	3:19.472	2:11.091	47.609	20.772		14:04.319
7	1	1:31.213	22.228	47.761	21.224	239.5	15:35.532
8	1	1:28.129	22.157	45.337	20.635	234.8	17:03.661
9	1	1:28.922	22.054	45.433	21.435	228.8	18:32.583
10	1	1:27.664	22.042	44.852	20.770	228.3	20:00.247
11	1	1:32.857	23.898	47.612	21.347	222.2	21:33.104
12	1	1:33.390	22.760	49.035	21.595	217.7	23:06.494
13	1	1:34.786	24.288	48.937	21.561	194.2	24:41.280
14	1	1:44.859 B	24.242	49.717	30.900	189.5	26:26.139
15	1	13:46.314	...	47.666	21.406		40:12.453
16	1	1:31.261	22.423	46.760	22.078	226.4	41:43.714
17	1	1:28.715	21.963	45.693	21.059	225.9	43:12.429
18	1	1:27.893	21.674	45.550	20.669	250.6	44:40.322
19	1	1:31.990	22.629	48.585	20.776	244.3	46:12.312
20	1	1:27.008	21.813	44.540	20.655	254.1	47:39.320
21	1	1:27.986	21.593	44.328	22.065	268.0	49:07.306
22	1	1:26.648	21.738	44.261	20.649	259.6	50:33.954
23	1	1:30.433	21.560	47.547	21.326	268.0	52:04.387
24	1	1:28.796	21.747	46.161	20.888	257.8	53:33.183
25	1	1:30.042	22.643	46.611	20.788	238.9	55:03.225
26	1	1:29.444	22.114	46.205	21.125	259.6	56:32.669
27	1	1:26.094	21.489	43.986	20.619	266.0	57:58.763
28	1	1:26.045	21.480	43.940	20.625	266.0	59:24.808
29	1	1:38.093 B	21.455	46.046	30.592	268.0	1:01:02.901
30	2	4:22.483	3:13.393	48.179	20.911		1:05:25.384
31	2	1:29.638	21.899	47.000	20.739	235.3	1:06:55.022
32	2	1:27.193	21.557	44.834	20.802	254.1	1:08:22.215
33	2	1:29.116	21.520	46.370	21.226	262.8	1:09:51.331
34	2	1:26.923	21.269	44.864	20.790	268.7	1:11:18.254
35	2	1:29.539	22.143	46.317	21.079	271.4	1:12:47.793
36	2	1:26.530	21.285	44.710	20.535	271.4	1:14:14.323
37	2	1:29.216	21.849	46.604	20.763	270.0	1:15:43.539
38	2	1:26.737	21.204	44.504	21.029	272.0	1:17:10.276
39	2	1:26.255	21.229	44.255	20.771	268.0	1:18:36.531
40	2	1:28.691	22.001	45.741	20.949	269.3	1:20:05.222
41	2	1:38.089 B	21.681	47.846	28.562	235.8	1:21:43.311
42	2	5:17.983	4:10.794	46.420	20.769		1:27:01.294
43	2	1:25.798	21.144	44.133	20.521	269.3	1:28:27.092
44	2	1:26.926	21.466	44.795	20.665	274.8	1:29:54.018
45	2	1:26.502	21.101	44.799	20.602	272.0	1:31:20.520

13 REBELLION RACING
1.Andrea Belicchi
2.Harold Primat
Lola B12/60 Coupé - Toyota
LMP1

Lap	D	Time	Sector 1	Sector 2	Sector 3	T. Spd	Elapsed
1	1	2:28.764 B	53.285	57.850	37.629		2:28.764
2	1	6:49.051	5:38.696	49.394	20.961		9:17.815
3	1	1:28.974	22.201	46.063	20.710	234.8	10:46.789
4	1	1:28.921	21.960	46.159	20.802	241.1	12:15.710
5	1	1:28.655	21.912	46.151	20.592	232.8	13:44.365
6	1	1:28.909	21.590	46.639	20.680	248.3	15:13.274
7	1	1:28.586	21.784	45.857	20.945	251.2	16:41.860
8	1	1:39.535 B	21.693	46.717	31.125	247.7	18:21.395
9	1	23:16.548	...	46.505	22.312		41:37.943
10	1	1:27.427	21.752	44.969	20.706	242.2	43:05.370
11	1	1:29.848	21.554	47.285	21.009	257.1	44:35.218
12	1	1:28.624	22.836	44.971	20.817	265.4	46:03.842
13	1	1:26.903	21.601	44.629	20.673	260.9	47:30.745
14	1	1:27.245	21.475	45.027	20.743	262.1	48:57.990
15	1	1:35.167 B	21.611	44.579	28.977	254.7	50:33.157
16	1	5:50.068	4:34.863	53.277	21.928		56:23.225
17	1	1:26.851	21.382	44.637	20.832	259.6	57:50.076
18	1	1:28.853	21.608	46.338	20.907	262.8	59:18.929
19	1	1:38.730 B	21.707	45.135	31.888	264.1	1:00:57.659

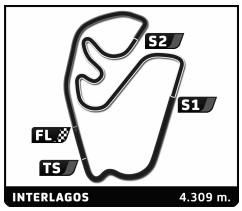

FIA WEC
6 Hours of Sao Paulo
Free Practice 1
Sector Analysis

Personal Best | Session Best | B Crossing the finish line in pit lane

Lap	D	Time	Sector 1	Sector 2	Sector 3	T. Spd	Elapsed
20	2	4:36.950	3:23.105	52.788	21.057		1:05:34.609
21	2	1:30.185	23.053	46.075	21.057	205.7	1:07:04.794
22	2	1:29.827	23.604	45.424	20.799	206.1	1:08:34.621
23	2	1:30.791	22.217	47.823	20.751	227.8	1:10:05.412
24	2	1:59.538	21.952	45.292	52.294	247.1	1:12:04.950
25	2	1:37.118	26.499	49.679	20.940	159.1	1:13:42.068
26	2	1:28.898	22.204	45.539	21.155	232.8	1:15:10.966
27	2	1:28.252	22.181	45.316	20.755	234.8	1:16:39.218
28	2	1:38.320 B	21.933	46.565	29.822	228.8	1:18:17.538
29	2	4:03.547	2:53.650	48.969	20.928		1:22:21.085
30	2	1:31.266	22.311	48.149	20.806	249.4	1:23:52.351
31	2	1:28.925	22.053	45.888	20.984	248.3	1:25:21.276
32	2	1:27.906	22.061	45.052	20.793	247.1	1:26:49.182
33	2	1:28.057	21.831	45.521	20.705	252.3	1:28:17.239
34	2	1:31.418	21.735	48.174	21.509	251.7	1:29:48.657
35	2	1:27.936	21.875	45.416	20.645	248.8	1:31:16.593

21 STRAKKA RACING — HPD ARX 03a - Honda — LMP1
1.Nick Leventis 2.Danny Watts 3.Jonny Kane

Lap	D	Time	Sector 1	Sector 2	Sector 3	T. Spd	Elapsed
1	3	2:50.688	1:29.612	57.799	23.277		2:50.688
2	3	1:35.029	25.181	48.076	21.772	187.5	4:25.717
3	3	1:33.701	23.014	48.703	21.984	197.1	5:59.418
4	3	1:27.330	22.161	44.729	20.440	219.5	7:26.748
5	3	1:27.644	21.706	45.186	20.752	230.8	8:54.392
6	3	1:28.564	22.346	45.277	20.941	226.9	10:22.956
7	3	1:26.566	21.717	44.459	20.390	232.8	11:49.522
8	3	1:29.885	21.423	47.275	21.187	245.5	13:19.407
9	3	1:37.843 B	21.828	46.141	29.874	230.3	14:57.250
10	2	31:34.315	...	49.749	21.250		46:31.565
11	2	1:31.094	21.893	46.466	22.735	230.8	48:02.659
12	2	1:28.161	21.792	45.866	20.503	247.7	49:30.820
13	2	1:26.606	21.600	44.551	20.455	251.7	50:57.426
14	2	1:26.902	21.431	44.892	20.579	256.5	52:24.328
15	2	1:26.088	21.405	44.272	20.411	263.4	53:50.416
16	2	1:25.588	21.285	43.931	20.372	260.9	55:16.004
17	2	1:27.744	21.511	45.775	20.458	272.0	56:43.748
18	2	1:28.922	21.560	46.448	20.914	260.9	58:12.670
19	2	1:26.079	21.251	44.377	20.451	274.1	59:38.749
20	2	1:36.927 B	21.258	44.101	31.568	262.8	1:01:15.676
21	1	5:22.298	4:03.090	55.960	23.248		1:06:37.974
22	1	1:38.282	23.990	52.247	22.045	185.9	1:08:16.256
23	1	1:37.370	23.575	51.529	22.266	201.9	1:09:53.626
24	1	1:35.768	23.479	50.639	21.650	195.3	1:11:29.394
25	1	1:33.319	22.844	49.132	21.343	210.1	1:13:02.713
26	1	1:34.067	23.131	49.391	21.545	202.2	1:14:36.780
27	1	1:36.860	22.743	51.065	23.052	229.8	1:16:13.640
28	1	1:32.596	22.930	48.258	21.408	215.1	1:17:46.236
29	1	1:33.035	22.823	48.315	21.897	218.2	1:19:19.271
30	1	1:31.647	22.681	47.857	21.109	228.8	1:20:50.918
31	1	1:33.501	22.798	49.253	21.450	209.7	1:22:24.419
32	1	1:32.606	22.881	48.500	21.225	228.3	1:23:57.025
33	1	1:32.106	22.773	47.390	21.943	210.9	1:25:29.131
34	1	1:34.387	23.372	49.270	21.745	196.0	1:27:03.518
35	1	1:30.912	22.707	47.036	21.169	215.6	1:28:34.430
36	1	1:56.794 B	23.173	57.889	35.732	214.7	1:30:31.224

22 JRM — HPD ARX 03a - Honda — LMP1
1.David Brabham 2.Karun Chandhok 3.Peter Dumbreck

Lap	D	Time	Sector 1	Sector 2	Sector 3	T. Spd	Elapsed
1	3	3:13.509 B	1:38.290	59.449	35.770		3:13.509
2	3	7:35.308	6:28.361	46.316	20.631		10:48.817
3	3	1:27.277	21.554	45.164	20.559	243.8	12:16.094
4	3	1:28.568	22.154	45.972	20.442	226.4	13:44.662
5	3	1:29.748	21.809	47.072	20.867	241.1	15:14.410
6	3	1:27.956	21.670	45.338	20.948	255.9	16:42.366
7	3	1:28.424	21.632	45.337	21.455	263.4	18:10.790
8	3	1:26.684	21.531	44.595	20.558	266.7	19:37.474
9	3	1:26.582	21.700	44.321	20.561	264.1	21:04.056
10	3	1:26.687	21.638	44.515	20.534	262.8	22:30.743
11	3	1:27.302	21.764	44.782	20.756	257.8	23:58.045
12	3	1:28.453	22.700	45.220	20.533	248.3	25:26.498
13	3	1:26.440	21.604	44.379	20.457	263.4	26:52.938
14	3	1:34.771 B	21.359	45.234	28.178	268.0	28:27.709
15	1	8:09.393	6:57.650	50.327	21.416		36:37.102
16	1	1:29.273	22.538	45.927	20.808	244.9	38:06.375
17	1	1:28.504	21.705	46.133	20.666	256.5	39:34.879
18	1	1:27.884	21.612	45.619	20.653	261.5	41:02.763
19	1	1:26.804	21.477	44.511	20.816	267.3	42:29.567
20	1	1:26.671	21.402	44.617	20.652	268.7	43:56.238
21	1	1:26.782	21.434	44.745	20.603	268.0	45:23.020
22	1	1:27.575	21.391	44.561	21.623	264.1	46:50.595
23	1	1:29.028	22.896	45.349	20.783	241.1	48:19.623
24	1	1:28.278	21.454	44.756	22.068	264.7	49:47.901
25	1	1:30.589	22.012	47.626	20.951	244.9	51:18.490
26	1	1:27.956	21.493	45.347	21.116	262.1	52:46.446
27	1	1:36.425 B	22.147	45.278	29.000	239.5	54:22.871
28	2	11:15.110	...	53.061	21.804		1:05:37.981
29	2	1:32.573	23.203	48.237	21.133	219.1	1:07:10.554
30	2	1:31.350	22.279	47.977	21.094	246.6	1:08:41.904
31	2	1:28.558	22.273	45.517	20.768	241.6	1:10:10.462
32	2	1:29.043	22.040	46.218	20.785	242.2	1:11:39.505
33	2	1:29.786	23.214	45.742	20.830	237.9	1:13:09.291
34	2	1:29.445	22.255	46.412	20.778	244.3	1:14:38.736
35	2	1:32.307	21.640	49.476	21.191	264.7	1:16:11.043
36	2	1:27.140	21.598	45.007	20.535	264.7	1:17:38.183
37	2	1:27.221	21.865	44.844	20.512	239.5	1:19:05.404
38	2	1:26.663	21.475	44.507	20.681	272.7	1:20:32.067
39	2	1:29.083	23.142	45.519	20.422	227.4	1:22:01.150
40	2	1:36.975 B	23.748	44.892	28.335	221.3	1:23:38.125

23 SIGNATECH NISSAN — Oreca 03 - Nissan — LMP2
1.Franck Mailleux 2.Olivier Lombard 3.Jordan Tresson

Lap	D	Time	Sector 1	Sector 2	Sector 3	T. Spd	Elapsed
1	2	3:06.953	1:32.206	1:07.609	27.138		3:06.953
2	2	1:45.458	26.532	55.808	23.118	206.5	4:52.411
3	2	1:39.352	23.999	53.037	22.316	218.2	6:31.763
4	2	1:35.193	23.540	49.778	21.875	222.2	8:06.956
5	2	1:33.228	23.207	48.292	21.729	220.9	9:40.184
6	2	1:31.968	22.871	47.458	21.639	227.8	11:12.152
7	2	1:31.995	22.567	47.742	21.686	244.3	12:44.147
8	2	1:35.045	22.544	49.575	22.926	242.2	14:19.192
9	2	1:31.987	22.950	47.315	21.722	242.2	15:51.179
10	2	1:41.148 B	22.627	47.303	31.218	246.6	17:32.327
11	3	3:44.447	2:32.300	50.333	21.814		21:16.774

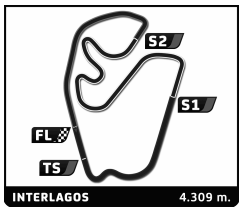

FIA WEC
6 Hours of Sao Paulo
Free Practice 1

Sector Analysis

Personal Best | Session Best | B Crossing the finish line in pit lane

Lap	D	Time	Sector 1	Sector 2	Sector 3	T. Spd	Elapsed
12	3	1:33.745	23.861	48.285	21.599	195.3	22:50.519
13	3	1:32.497	23.123	47.644	21.730	228.8	24:23.016
14	3	1:33.770	23.583	48.591	21.596	225.5	25:56.786
15	3	1:35.130	23.144	50.175	21.811	236.3	27:31.916
16	3	1:31.691	22.987	47.082	21.622	238.4	29:03.607
17	3	1:31.187	22.856	46.739	21.592	247.1	30:34.794
18	3	1:35.244	24.075	49.124	22.045	248.3	32:10.038
19	3	1:37.105	23.792	51.091	22.222	220.9	33:47.143
20	3	1:43.842 B	24.037	48.836	30.969	236.8	35:30.985
21	1	4:00.429	2:46.979	51.193	22.257		39:31.414
22	1	1:34.117	23.635	48.261	22.221	184.6	41:05.531
23	1	1:31.966	22.888	47.422	21.656	210.5	42:37.497
24	1	1:30.951	22.587	46.493	21.871	229.3	44:08.448
25	1	1:29.884	22.369	46.027	21.488	234.8	45:38.332
26	1	1:30.020	22.441	45.826	21.753	235.3	47:08.352
27	1	1:29.468	22.399	45.576	21.493	241.1	48:37.820
28	1	1:31.655	22.507	47.427	21.721	229.8	50:09.475
29	1	1:33.281	22.409	49.245	21.627	237.9	51:42.756
30	1	1:31.156	22.328	46.748	22.080	250.6	53:13.912
31	1	1:30.494	22.427	46.371	21.696	248.8	54:44.406
32	1	1:37.886 B	22.391	45.734	29.761	248.3	56:22.292
33	2	6:16.280	5:04.301	50.098	21.881		1:02:38.572
34	2	1:37.433	23.078	51.871	22.484	228.8	1:04:16.005
35	2	1:32.513	23.209	47.559	21.745	243.8	1:05:48.518
36	2	1:33.570	23.320	48.440	21.810	219.1	1:07:22.088
37	2	1:33.567	23.035	47.585	22.947	230.8	1:08:55.655
38	2	1:31.771	22.741	47.302	21.728	241.6	1:10:27.426
39	2	1:35.974	22.566	46.767	26.641	245.5	1:12:03.400
40	2	1:33.106	23.623	47.724	21.759	198.9	1:13:36.506
41	2	1:41.427 B	22.599	48.501	30.327	253.5	1:15:17.933
42	3	3:18.659	2:08.201	48.517	21.941		1:18:36.592
43	3	1:33.326	23.761	47.789	21.776	238.9	1:20:09.918
44	3	1:33.055	23.223	47.839	21.993	242.7	1:21:42.973
45	3	1:32.791	23.678	47.091	22.022	240.5	1:23:15.764
46	3	1:32.776	23.795	47.103	21.878	225.9	1:24:48.540
47	3	1:32.499	23.344	47.466	21.689	242.7	1:26:21.039
48	3	1:31.496	22.791	47.006	21.699	252.9	1:27:52.535
49	3	1:31.843	23.031	47.183	21.629	248.3	1:29:24.378
50	3	1:30.920	22.709	46.459	21.752	254.7	1:30:55.298

24 OAK RACING — Morgan - Nissan, LMP2
1.Jacques Nicolet 2.Matthieu Lahaye 3.Olivier Pla

Lap	D	Time	Sector 1	Sector 2	Sector 3	T. Spd	Elapsed
1	2	2:09.870 B	42.574	55.520	31.776		2:09.870
2	2	5:06.576	3:50.046	53.283	23.247		7:16.446
3	2	1:35.700	25.150	48.553	21.997	186.2	8:52.146
4	2	1:32.991	23.324	47.819	21.848	206.9	10:25.137
5	2	1:34.149	23.017	49.204	21.928	217.3	11:59.286
6	2	1:31.729	23.206	47.065	21.458	208.5	13:31.015
7	2	1:30.865	22.887	46.542	21.436	213.9	15:01.880
8	2	1:33.188	24.034	47.395	21.759	208.1	16:35.068
9	2	1:38.739 B	22.753	47.359	28.627	221.8	18:13.807
10	2	5:23.945	4:10.380	51.585	21.980		23:37.752
11	2	1:35.140	24.998	48.317	21.825	169.8	25:12.892
12	2	1:31.885	23.321	46.828	21.736	197.1	26:44.777
13	2	1:36.073	22.965	51.120	21.988	213.0	28:20.850
14	2	1:32.824	23.335	47.664	21.825	214.7	29:53.674
15	2	1:49.194 B	24.956	54.232	30.006	220.9	31:42.868
16	3	11:52.509	...	48.937	21.879		43:35.377
17	3	1:34.427	23.696	49.122	21.609	210.1	45:09.804
18	3	1:30.475	22.525	46.239	21.711	233.8	46:40.279
19	3	1:30.718	22.567	46.321	21.830	231.8	48:10.997
20	3	1:30.888	22.260	46.890	21.738	235.8	49:41.885
21	3	1:29.967	22.283	46.047	21.637	233.8	51:11.852
22	3	1:30.161	22.225	46.614	21.322	236.8	52:42.013
23	3	1:29.836	22.152	46.232	21.452	239.5	54:11.849
24	3	1:34.355	23.430	49.382	21.543	246.0	55:46.204
25	3	1:29.911	22.179	46.278	21.454	237.4	57:16.115
26	3	1:31.563	22.080	48.031	21.452	251.2	58:47.678
27	3	1:29.100	22.004	45.673	21.423	257.8	1:00:16.778
28	3	1:37.836 B	22.094	45.578	30.164	256.5	1:01:54.614
29	1	4:15.522	3:00.270	52.254	22.998		1:06:10.136
30	1	1:37.059	23.787	51.100	22.172	210.5	1:07:47.195
31	1	1:36.196	23.843	50.471	21.882	188.5	1:09:23.391
32	1	1:34.454	23.390	49.172	21.892	222.2	1:10:57.845
33	1	1:32.626	22.995	48.070	21.561	224.5	1:12:30.471
34	1	1:33.993	22.696	49.631	21.666	240.0	1:14:04.464
35	1	1:42.649 B	22.736	48.129	31.784	238.9	1:15:47.113
36	1	2:54.505	1:43.189	49.386	21.930		1:18:41.618
37	1	1:34.389	23.267	49.360	21.762	208.1	1:20:16.007
38	1	1:33.798	23.318	48.497	21.983	220.4	1:21:49.805
39	1	1:33.982	22.766	49.290	21.926	245.5	1:23:23.787
40	1	1:34.086	23.354	48.716	22.016	232.8	1:24:57.873
41	1	1:33.396	23.087	48.361	21.948	238.9	1:26:31.269
42	1	1:33.489	22.842	48.835	21.812	236.8	1:28:04.758
43	1	1:33.254	23.033	48.582	21.639	239.5	1:29:38.012
44	1	1:33.122	23.146	48.049	21.927	233.3	1:31:11.134

25 ADR-DELTA — Oreca 03 - Nissan, LMP2
1.John Martin 2.Jan Charouz 3.Tor Graves

Lap	D	Time	Sector 1	Sector 2	Sector 3	T. Spd	Elapsed
1	1	2:31.315 B	55.578	58.742	36.995		2:31.315
2	1	7:42.916	6:30.399	50.570	21.947		10:14.231
3	1	1:31.304	23.263	46.321	21.720	223.1	11:45.535
4	1	1:31.250	23.091	46.601	21.558	234.8	13:16.785
5	1	1:29.606	22.458	45.638	21.510	255.3	14:46.391
6	1	1:29.177	22.366	45.344	21.467	255.9	16:15.568
7	1	1:41.304 B	22.616	47.381	31.307	259.0	17:56.872
8	1	7:35.990	6:21.496	52.483	22.011		25:32.862
9	1	1:30.824	23.215	46.095	21.514	226.4	27:03.686
10	1	1:31.577	22.567	46.949	22.061	240.0	28:35.263
11	1	1:29.486	22.294	45.541	21.651	254.1	30:04.749
12	1	1:41.433 B	22.945	47.656	30.832	254.1	31:46.182
13	1	7:56.761	6:46.964	48.050	21.747		39:42.943
14	1	1:29.162	22.229	45.503	21.430	252.9	41:12.105
15	1	1:30.591	22.016	46.779	21.796	259.0	42:42.696
16	1	1:31.757	24.105	46.056	21.596	244.3	44:14.453
17	1	1:37.659 B	22.242	46.613	28.804	258.4	45:52.112
18	3	6:00.467	4:34.002	1:01.011	25.454		51:52.579
19	3	1:43.840	25.098	56.308	22.434	196.7	53:36.419
20	3	1:36.910	23.872	51.160	21.878	208.9	55:13.329
21	3	1:36.646	24.311	49.895	22.440	225.9	56:49.975
22	3	1:35.816	24.397	49.531	21.888	217.3	58:25.791
23	3	1:34.589	23.214	49.392	21.983	226.4	1:00:00.380
24	3	1:33.127	23.256	48.178	21.693	224.5	1:01:33.507
25	3	1:33.232	22.963	48.443	21.826	226.9	1:03:06.739

FIA WORLD ENDURANCE CHAMPIONSHIP

6 HOURS OF SAO-PAULO

ROLEX

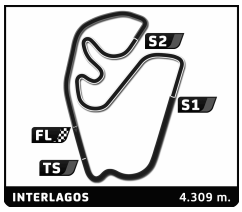

FIA WEC

6 Hours of Sao Paulo

Free Practice 1

Sector Analysis

Personal Best | Session Best | B Crossing the finish line in pit lane

Lap	D	Time	Sector 1	Sector 2	Sector 3	T. Spd	Elapsed
26	3	1:33.004	23.025	47.971	22.008	243.2	1:04:39.743
27	3	1:49.840 B	23.155	53.175	33.510	232.3	1:06:29.583
28	3	5:18.880	4:04.513	51.975	22.392		1:11:48.463
29	3	1:33.093	23.204	47.917	21.972	233.3	1:13:21.556
30	3	1:33.193	22.956	48.338	21.899	244.9	1:14:54.749
31	3	1:33.277	22.850	48.260	22.167	242.7	1:16:28.026
32	3	1:32.218	23.003	47.383	21.832	243.8	1:18:00.244
33	3	1:42.646 B	22.842	47.623	32.181	243.8	1:19:42.890
34	2	4:13.104	2:58.621	52.266	22.217		1:23:55.994
35	2	1:34.326	23.534	49.028	21.764	201.9	1:25:30.320
36	2	1:37.076	24.206	51.053	21.817	191.5	1:27:07.396
37	2	1:31.916	23.132	46.991	21.793	206.9	1:28:39.312
38	2	1:31.781	22.719	47.288	21.774	237.9	1:30:11.093

26 SIGNATECH NISSAN — Oreca 03 - Nissan — LMP2

1.Nelson Panciatici 2.Pierre Ragues 3.Roman Rusinov

Lap	D	Time	Sector 1	Sector 2	Sector 3	T. Spd	Elapsed
1	2	2:19.681	59.743	57.377	22.561		2:19.681
2	2	1:35.039	23.856	49.420	21.763	201.1	3:54.720
3	2	1:31.618	22.631	47.290	21.697	232.8	5:26.338
4	2	1:31.050	22.486	46.909	21.655	247.7	6:57.388
5	2	1:31.228	22.388	47.211	21.629	250.6	8:28.616
6	2	1:31.006	22.670	46.387	21.949	250.0	9:59.622
7	2	1:31.678	24.018	46.148	21.512	225.9	11:31.300
8	2	1:29.974	22.233	46.161	21.580	255.3	13:01.274
9	2	1:31.134	22.776	46.874	21.484	216.4	14:32.408
10	2	1:37.597 B	22.535	46.372	28.690	249.4	16:10.005
11	3	5:59.525	4:47.147	50.510	21.868		22:09.530
12	3	1:34.724	24.374	48.351	21.999	180.9	23:44.254
13	3	1:32.524	23.507	47.315	21.702	196.0	25:16.778
14	3	1:32.960	23.770	47.446	21.744	213.9	26:49.738
15	3	1:32.003	22.556	47.902	21.545	233.8	28:21.741
16	3	1:30.458	22.650	46.263	21.545	233.8	29:52.199
17	3	1:32.810	24.144	47.106	21.560	229.8	31:25.009
18	3	1:38.721	24.306	51.948	22.467	206.1	33:03.730
19	3	1:34.553	24.033	48.701	21.819	189.5	34:38.283
20	3	1:37.253 B	22.825	46.322	28.106	216.9	36:15.536
21	1	3:36.741	2:23.335	51.124	22.282		39:52.277
22	1	1:34.371	22.740	49.893	21.738	223.1	41:26.648
23	1	1:31.201	22.442	46.357	22.402	240.5	42:57.849
24	1	1:31.942	23.435	46.557	21.950	244.9	44:29.791
25	1	1:29.954	22.169	46.325	21.460	255.3	45:59.745
26	1	1:29.412	22.188	45.730	21.494	255.9	47:29.157
27	1	1:29.115	22.136	45.609	21.370	257.1	48:58.272
28	1	1:29.034	22.280	45.449	21.305	244.3	50:27.306
29	1	1:29.251	22.106	45.623	21.522	259.6	51:56.557
30	1	1:41.728 B	22.583	49.473	29.672	249.4	53:38.285
31	2	3:29.441	2:18.528	49.124	21.789		57:07.726
32	2	1:30.854	22.646	46.511	21.697	231.3	58:38.580
33	2	1:30.263	22.426	46.191	21.646	248.3	1:00:08.843
34	2	1:30.882	22.431	46.734	21.717	252.3	1:01:39.725
35	2	1:30.250	22.425	46.097	21.728	250.0	1:03:09.975
36	2	1:30.870	22.302	46.459	22.109	252.3	1:04:40.845
37	2	1:32.701	22.612	48.361	21.728	247.7	1:06:13.546
38	2	1:38.191 B	22.812	47.114	28.265	244.9	1:07:51.737
39	3	3:14.834 B	1:53.198	53.041	28.595		1:11:06.571
40	3	5:32.123	4:21.623	48.018	22.482		1:16:38.694
41	3	1:31.366	22.276	47.436	21.654	246.6	1:18:10.060
42	3	1:31.267	22.443	46.918	21.906	252.9	1:19:41.327
43	3	1:29.724	22.293	45.877	21.554	254.7	1:21:11.051
44	3	1:30.152	22.307	46.237	21.608	258.4	1:22:41.203
45	3	1:30.649	22.815	46.315	21.519	259.6	1:24:11.852
46	3	1:30.186	22.416	46.190	21.580	246.0	1:25:42.038
47	3	1:31.073	22.430	46.839	21.804	254.1	1:27:13.111
48	3	1:32.032	22.433	47.873	21.726	254.7	1:28:45.143
49	3	1:31.175	22.314	47.172	21.689	255.9	1:30:16.318

29 GULF RACING MIDDLE EAST — Lola B12/80 Coupé - Nissan — LMP2

1.Fabien Giroix 2.Keiko Ihara 3.Jean-Denis Deletraz

Lap	D	Time	Sector 1	Sector 2	Sector 3	T. Spd	Elapsed
1	3	2:22.367	58.890	59.535	23.942		2:22.367
2	3	1:53.316 B	25.423	52.255	35.638	175.9	4:15.683
3	3	4:52.254	3:36.894	53.154	22.206		9:07.937
4	3	1:34.984	24.150	48.712	22.122	205.7	10:42.921
5	3	1:36.386	24.135	50.334	21.917	211.4	12:19.307
6	3	1:36.372	23.758	50.008	22.606	223.1	13:55.679
7	3	1:48.352 B	23.937	52.164	32.251	221.3	15:44.031
8	3	6:13.571	5:00.004	51.451	22.116		21:57.602
9	3	1:39.718	24.878	51.538	23.302	197.8	23:37.320
10	3	1:38.616	26.334	50.020	22.262	176.2	25:15.936
11	3	1:36.766	24.216	50.567	21.983	194.6	26:52.702
12	3	1:35.598	23.460	48.612	23.526	210.9	28:28.300
13	3	1:46.154 B	23.722	48.592	33.840	227.8	30:14.454
14	2	4:48.916	3:09.273	1:10.435	29.208		35:03.370
15	2	1:57.236	31.701	59.330	26.205	149.6	37:00.606
16	2	2:00.997 B	26.453	56.855	37.689	172.2	39:01.603
17	2	2:37.679	1:18.758	54.907	24.014		41:39.282
18	2	1:39.801	25.188	51.436	23.177	199.6	43:19.083
19	2	1:38.486	24.595	51.619	22.272	186.2	44:57.569
20	2	1:37.941	24.441	50.970	22.530	192.2	46:35.510
21	2	1:35.549	23.972	49.010	22.567	210.1	48:11.059
22	2	1:36.829	23.727	49.847	23.255	211.4	49:47.888
23	2	1:35.295	24.023	49.073	22.199	206.5	51:23.183
24	2	1:35.823	24.102	49.281	22.440	204.9	52:59.006
25	2	1:35.041	23.908	48.447	22.686	205.3	54:34.047
26	2	1:35.232	23.840	48.995	22.397	210.1	56:09.279
27	2	1:35.406	23.947	48.907	22.552	204.5	57:44.685
28	2	1:51.678 B	24.155	52.346	35.177	205.3	59:36.363
29	2	4:36.656	3:18.049	55.908	22.699		1:04:13.019
30	2	1:34.812	23.555	48.452	22.805	211.4	1:05:47.831
31	2	1:33.581	23.530	48.063	21.988	213.9	1:07:21.412
32	2	1:34.680	22.835	47.071	24.774	227.8	1:08:56.092
33	2	1:32.401	22.980	47.703	21.718	229.3	1:10:28.493
34	2	1:45.106 B	22.547	47.041	35.518	244.3	1:12:13.599
35	1	4:40.408	3:26.783	50.540	23.085		1:16:54.007
36	1	1:32.975	23.120	48.014	21.841	228.8	1:18:26.982
37	1	1:32.911	23.080	47.218	22.613	242.7	1:19:59.893
38	1	1:34.651	24.849	47.871	21.931	208.5	1:21:34.544
39	1	1:31.624	22.745	46.968	21.911	247.7	1:23:06.168
40	1	1:36.571	22.774	51.864	21.933	243.2	1:24:42.739
41	1	1:33.356	22.705	47.117	23.534	247.1	1:26:16.095
42	1	1:33.234	22.799	48.540	21.895	241.1	1:27:49.329
43	1	1:31.710	22.835	47.004	21.871	240.0	1:29:21.039
44	1	1:31.571	22.735	47.098	21.738	247.7	1:30:52.610

FIA WORLD ENDURANCE CHAMPIONSHIP

6 HOURS OF SAO-PAULO

ROLEX

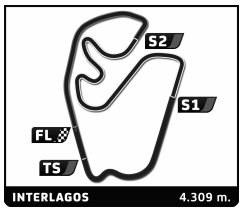

FIA WEC

6 Hours of Sao Paulo

Free Practice 1

Sector Analysis

Personal Best | Session Best | B Crossing the finish line in pit lane

31 LOTUS

Lola B12/80 Coupé - Lotus LMP2

1.Thomas Holzer 2.Mirco Schultis 3.Luca Moro

Lap	D	Time	Sector 1	Sector 2	Sector 3	T. Spd	Elapsed
1	2	2:59.175 B	1:21.397	1:00.826	36.952		2:59.175
2	2	5:16.330	3:57.962	55.154	23.214		8:15.505
3	2	1:43.398	25.910	54.855	22.633	174.8	9:58.903
4	2	1:41.323	25.589	52.598	23.136	201.9	11:40.226
5	2	1:40.817	24.621	53.291	22.905	218.6	13:21.043
6	2	1:40.047	24.851	52.332	22.864	213.9	15:01.090
7	2	1:41.460	24.685	53.905	22.870	209.7	16:42.550
8	2	1:38.489	24.091	51.907	22.491	227.8	18:21.039
9	2	1:37.838	24.273	50.843	22.722	215.1	19:58.877
10	2	1:44.435	25.481	56.161	22.793	221.8	21:43.312
11	2	2:03.886 B	26.948	1:00.705	36.233	163.9	23:47.198
12	2	8:05.594	6:45.708	56.829	23.057		31:52.792
13	2	1:46.781	25.235	56.643	24.903	184.9	33:39.573
14	2	1:39.457	25.052	51.673	22.732	197.8	35:19.030
15	2	1:40.757	25.481	52.375	22.901	212.6	36:59.787
16	2	1:45.522 B	24.046	50.770	30.706	213.0	38:45.309
17	3	4:15.378	2:44.273	1:04.741	26.364		43:00.687
18	3	1:43.937	25.499	55.362	23.076	190.1	44:44.624
19	3	1:38.417	24.942	50.843	22.632	207.3	46:23.041
20	3	1:40.778	24.046	52.653	24.079	222.7	48:03.819
21	3	1:39.048	25.276	50.597	23.175	187.8	49:42.867
22	3	1:36.950	24.070	50.127	22.753	212.6	51:19.817
23	3	1:35.894	24.289	49.227	22.378	201.9	52:55.711
24	3	1:36.606	24.064	49.425	23.117	225.0	54:32.317
25	3	1:36.101	23.955	49.404	22.742	225.9	56:08.418
26	3	1:35.240	23.725	48.875	22.640	243.2	57:43.658
27	3	1:35.262	23.677	49.123	22.462	240.0	59:18.920
28	3	1:35.725	24.035	49.008	22.682	204.5	1:00:54.645
29	3	1:37.961	23.657	50.952	23.352	242.7	1:02:32.606
30	3	1:43.185	25.397	54.262	23.526	190.1	1:04:15.791
31	3	1:50.820 B	24.357	49.793	36.670	225.5	1:06:06.611
32	1	5:25.103	4:04.838	57.377	22.888		1:11:31.714
33	1	1:37.117	25.084	49.831	22.202	204.5	1:13:08.831
34	1	1:35.232	24.371	48.642	22.219	226.4	1:14:44.063
35	1	1:32.603	23.287	47.370	21.946	242.2	1:16:16.666
36	1	1:31.830	23.071	46.921	21.838	236.3	1:17:48.496
37	1	1:32.616	23.338	46.803	22.475	241.6	1:19:21.112
38	1	1:32.731	23.116	47.324	22.291	237.4	1:20:53.843
39	1	1:31.653	22.927	46.713	22.013	246.0	1:22:25.496
40	1	1:33.834	23.150	48.780	21.904	224.1	1:23:59.330
41	1	1:31.725	22.962	46.603	22.160	236.8	1:25:31.055
42	1	1:33.922	23.566	48.413	21.943	200.4	1:27:04.977
43	1	1:31.187	22.849	46.481	21.857	245.5	1:28:36.164
44	1	1:31.755	22.818	47.014	21.923	245.5	1:30:07.919

32 LOTUS

Lola B12/80 Coupé - Lotus LMP2

1.Vitantonio Liuzzi 2.James Rossiter 3.Kevin Weeda

Lap	D	Time	Sector 1	Sector 2	Sector 3	T. Spd	Elapsed
1	1	2:46.361 B	1:14.269	55.819	36.273		2:46.361
2	1	7:20.451	6:09.163	49.358	21.930		10:06.812
3	1	1:32.822	23.072	47.982	21.768	246.6	11:39.634
4	1	1:30.330	22.811	45.963	21.556	243.2	13:09.964
5	1	1:29.704	22.586	45.585	21.533	252.9	14:39.668
6	1	1:30.117	22.533	45.839	21.745	254.7	16:09.785
7	1	1:29.331	22.453	45.388	21.490	254.7	17:39.116
8	1	1:40.641 B	23.763	47.327	29.551	234.8	19:19.757
9	3	7:09.469	5:45.268	1:00.304	23.897		26:29.226
10	3	1:41.911	25.282	53.860	22.769	201.1	28:11.137
11	3	1:40.093	24.450	52.968	22.675	200.4	29:51.230
12	3	1:43.337	25.178	54.690	23.469	195.3	31:34.567
13	3	1:48.897	26.084	57.590	25.223	177.3	33:23.464
14	3	1:43.569	26.682	54.141	22.746	185.2	35:07.033
15	3	1:46.292	27.175	55.893	23.224	192.2	36:53.325
16	3	1:38.084	24.039	51.778	22.267	209.3	38:31.409
17	3	1:36.422	23.977	49.812	22.633	215.1	40:07.831
18	3	1:36.582	23.517	49.975	23.090	225.5	41:44.413
19	3	1:37.460	23.734	51.324	22.402	213.0	43:21.873
20	3	1:50.439 B	24.605	52.761	33.073	204.9	45:12.312
21	3	9:04.671	7:40.226	58.255	26.190		54:16.983
22	3	1:37.761	24.619	50.193	22.949	218.6	55:54.744
23	3	1:35.582	23.813	49.409	22.360	213.0	57:30.326
24	3	1:36.510	23.719	50.253	22.538	223.1	59:06.836
25	3	1:35.968	23.719	49.940	22.309	210.1	1:00:42.804
26	3	1:35.185	23.598	49.385	22.202	217.3	1:02:17.989
27	3	1:35.689	23.809	48.941	22.939	210.9	1:03:53.678
28	3	1:36.884	24.733	49.924	22.227	218.6	1:05:30.562
29	3	1:34.512	23.517	49.024	21.971	226.9	1:07:05.074
30	3	1:45.807 B	25.004	49.846	30.957	194.6	1:08:50.881
31	1	11:22.627	...	49.002	21.637		1:20:13.508
32	1	1:30.925	22.305	46.751	21.869	254.7	1:21:44.433
33	1	1:31.225	22.653	46.930	21.642	258.4	1:23:15.658
34	1	1:29.264	22.291	45.603	21.370	255.3	1:24:44.922
35	1	1:29.571	22.212	45.554	21.805	257.1	1:26:14.493
36	1	1:31.282	22.261	47.490	21.531	260.2	1:27:45.775
37	1	1:28.951	22.112	45.418	21.421	257.1	1:29:14.726

35 OAK RACING

Morgan - Nissan LMP2

1.Bertrand Baguette 2.Dominik Kraihamer 3.Alex Brundle

Lap	D	Time	Sector 1	Sector 2	Sector 3	T. Spd	Elapsed
1	1	2:02.152 B	34.081	54.342	33.729		2:02.152
2	1	5:31.070	4:19.836	49.641	21.593		7:33.222
3	1	1:30.890	22.940	46.430	21.520	217.7	9:04.112
4	1	1:31.743	22.305	47.778	21.660	233.8	10:35.855
5	1	1:33.211	23.376	48.365	21.470	232.8	12:09.066
6	1	1:29.786	22.153	46.207	21.426	245.5	13:38.852
7	1	1:29.932	22.262	46.230	21.440	241.1	15:08.784
8	1	1:31.047	22.256	47.205	21.586	248.3	16:39.831
9	1	1:31.225	22.215	47.169	21.841	248.8	18:11.056
10	1	1:37.900 B	22.364	46.149	29.387	242.2	19:48.956
11	1	8:58.137	7:42.808	53.860	21.469		28:47.093
12	1	1:30.395	22.376	46.314	21.705	240.5	30:17.488
13	1	1:47.087 B	25.356	50.664	31.067	248.8	32:04.575
14	3	8:11.857	6:58.459	51.361	22.037		40:16.432
15	3	1:32.968	23.405	47.772	21.791	197.4	41:49.400
16	3	1:32.827	22.571	48.588	21.668	233.3	43:22.227
17	3	1:33.096	23.137	48.229	21.730	224.5	44:55.323
18	3	1:31.973	22.531	47.813	21.629	236.8	46:27.296
19	3	1:36.632	22.725	49.959	23.948	246.0	48:03.928
20	3	1:31.572	23.163	46.881	21.528	236.3	49:35.500
21	3	1:33.180	22.565	47.800	22.815	235.3	51:08.680
22	3	1:30.946	22.760	46.511	21.675	245.5	52:39.626
23	3	1:31.773	22.450	47.807	21.516	243.8	54:11.399
24	3	1:31.196	22.611	46.926	21.659	258.4	55:42.595

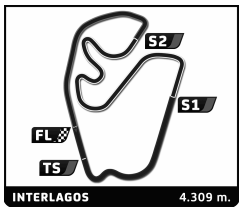

FIA WEC
6 Hours of Sao Paulo
Free Practice 1

Sector Analysis

Personal Best | Session Best | B Crossing the finish line in pit lane

Lap	D	Time	Sector 1	Sector 2	Sector 3	T. Spd	Elapsed
25	3	1:30.244	22.295	46.325	21.624	251.2	57:12.839
26	3	1:30.312	22.323	46.432	21.557	252.3	58:43.151
27	3	1:30.253	22.230	46.357	21.666	258.4	1:00:13.404
28	3	1:39.434 B	22.163	47.765	29.506	252.9	1:01:52.838
29	2	4:23.580	3:10.642	50.984	21.954		1:06:16.418
30	2	1:32.681	23.217	47.584	21.880	221.8	1:07:49.099
31	2	1:33.691	22.912	48.641	22.138	231.3	1:09:22.790
32	2	1:32.365	22.880	47.344	22.141	231.8	1:10:55.155
33	2	1:31.843	22.840	47.014	21.989	252.9	1:12:26.998
34	2	1:32.285	23.474	46.858	21.953	240.0	1:13:59.283
35	2	1:38.777 B	22.363	46.988	29.426	251.2	1:15:38.060
36	2	5:01.931	3:52.684	47.522	21.725		1:20:39.991
37	2	1:30.801	22.693	46.621	21.487	235.8	1:22:10.792
38	2	1:30.736	22.449	46.608	21.679	251.2	1:23:41.528
39	2	1:30.796	22.380	46.636	21.780	256.5	1:25:12.324
40	2	1:30.331	22.305	46.503	21.523	250.0	1:26:42.655
41	2	1:30.442	22.329	46.445	21.668	250.6	1:28:13.097
42	2	1:30.566	22.305	46.644	21.617	252.9	1:29:43.663
43	2	1:30.388	22.196	46.409	21.783	257.8	1:31:14.051

41 GREAVES MOTORSPORT — Zytek Z11SN - Nissan — LMP2
1.Christian Zugel 2.Roberto Gonzalez 3.Elton Julian

Lap	D	Time	Sector 1	Sector 2	Sector 3	T. Spd	Elapsed
1	1	3:36.052 B	1:58.145	1:02.976	34.931		3:36.052
2	1	3:39.915	2:22.168	54.889	22.858		7:15.967
3	1	1:42.128	25.794	53.611	22.723	209.7	8:58.095
4	1	1:38.741	24.694	51.268	22.779	200.4	10:36.836
5	1	1:38.941	24.769	51.346	22.826	183.7	12:15.777
6	1	1:37.778	24.814	50.651	22.313	187.8	13:53.555
7	1	1:39.340	24.701	51.787	22.852	197.4	15:32.895
8	1	1:37.316	24.653	50.448	22.215	196.0	17:10.211
9	1	1:36.183	24.274	49.583	22.326	207.3	18:46.394
10	1	1:35.747	24.027	49.572	22.148	210.9	20:22.141
11	1	1:52.985 B	24.050	55.566	33.369	219.1	22:15.126
12	2	5:16.966	3:53.306	59.650	24.010		27:32.092
13	2	1:37.108	25.102	50.103	21.903	180.0	29:09.200
14	2	1:33.301	23.914	47.720	21.667	196.7	30:42.501
15	2	1:35.896	24.337	49.574	21.985	229.8	32:18.397
16	2	1:34.817	23.561	49.531	21.725	226.9	33:53.214
17	2	1:31.776	23.082	46.984	21.710	236.8	35:24.990
18	2	1:32.696	22.752	47.686	22.258	247.1	36:57.686
19	2	1:31.884	23.178	47.093	21.613	236.3	38:29.570
20	2	1:39.428 B	22.538	46.765	30.125	250.0	40:08.998
21	2	4:01.076	2:46.688	52.279	22.109		44:10.074
22	2	1:31.165	22.846	46.546	21.773	244.9	45:41.239
23	2	1:30.674	22.674	46.086	21.914	250.0	47:11.913
24	2	1:30.520	22.540	46.190	21.790	250.0	48:42.433
25	2	1:35.184	22.727	50.651	21.806	250.6	50:17.617
26	2	1:32.126	22.728	47.116	22.282	251.2	51:49.743
27	2	1:31.514	22.480	46.950	22.084	252.9	53:21.257
28	2	1:40.500 B	22.992	47.456	30.052	251.2	55:01.757
29	2	5:56.594	4:46.481	48.263	21.850		1:00:58.351
30	2	1:32.743	22.389	47.909	22.445	255.3	1:02:31.094
31	2	1:36.506	24.413	49.629	22.464	244.9	1:04:07.600
32	2	1:31.410	22.598	46.647	22.165	254.7	1:05:39.010
33	2	1:32.513	23.126	47.502	21.885	251.2	1:07:11.523
34	2	1:56.063	28.574	49.227	38.262	254.7	1:09:07.586
35	2	1:36.296	27.947	46.615	21.734	229.3	1:10:43.882
36	2	1:39.019 B	22.362	47.391	29.266	255.3	1:12:22.901
37	1	3:35.151	2:22.023	51.145	21.983		1:15:58.052
38	1	1:36.842	23.739	51.243	21.860	217.3	1:17:34.894
39	1	1:38.159	23.931	49.761	24.467	210.5	1:19:13.053
40	1	1:36.104	24.238	49.699	22.167	196.0	1:20:49.157
41	1	1:35.477	23.503	49.788	22.186	235.3	1:22:24.634
42	1	1:36.787	23.820	50.899	22.068	220.9	1:24:01.421
43	1	1:35.843	23.434	50.183	22.226	231.8	1:25:37.264
44	1	1:36.920	23.500	49.831	23.589	234.3	1:27:14.184
45	1	1:37.387	24.360	50.042	22.985	198.9	1:28:51.571
46	1	1:37.850	24.667	50.600	22.583	178.2	1:30:29.421

44 STARWORKS MOTORSPORTS — HPD ARX 03b - Honda — LMP2
1.Vicente Potolicchio 2.Ryan Dalziel 3.Stéphane Sarrazin

Lap	D	Time	Sector 1	Sector 2	Sector 3	T. Spd	Elapsed
1	3	2:10.974 B	46.501	52.459	32.014		2:10.974
2	3	7:17.059	6:07.246	48.143	21.670		9:28.033
3	3	1:30.573	22.876	46.194	21.503	218.6	10:58.606
4	3	1:30.395	22.676	46.174	21.545	224.5	12:29.001
5	3	1:30.404	22.669	46.011	21.724	233.8	13:59.405
6	3	1:33.438	22.771	48.530	22.137	242.7	15:32.843
7	3	1:30.746	23.154	45.557	22.035	252.3	17:03.589
8	3	1:31.175	23.021	46.645	21.509	227.4	18:34.764
9	3	1:29.662	22.397	45.704	21.561	243.8	20:04.426
10	3	1:39.548 B	22.718	47.218	29.612	245.5	21:43.974
11	3	9:18.357	8:05.586	51.197	21.574		31:02.331
12	3	1:45.758 B	24.204	50.654	30.900	213.4	32:48.089
13	3	9:59.023	8:51.409	46.369	21.245		42:47.112
14	3	1:28.302	22.222	44.788	21.292	241.6	44:15.414
15	3	1:28.745	21.939	45.436	21.370	255.3	45:44.159
16	3	1:29.494	22.291	45.452	21.751	248.8	47:13.653
17	3	1:35.856 B	22.285	45.527	28.044	250.6	48:49.509
18	3	15:15.044	...	48.100	21.747		1:04:04.553
19	3	1:38.360 B	22.639	47.495	28.226	240.0	1:05:42.913
20	1	4:25.261	3:10.069	52.904	22.288		1:10:08.174
21	1	1:36.620	24.013	50.013	22.594	169.3	1:11:44.794
22	1	1:34.058	23.272	48.786	22.000	192.5	1:13:18.852
23	1	1:32.670	22.933	47.804	21.933	226.9	1:14:51.522
24	1	1:33.841	23.002	48.881	21.958	234.8	1:16:25.363
25	1	1:33.997	22.990	49.047	21.960	242.7	1:17:59.360
26	1	1:32.339	23.124	47.424	21.791	236.8	1:19:31.699
27	1	1:32.436	23.186	47.588	21.662	226.9	1:21:04.135
28	1	1:32.084	23.078	47.250	21.756	233.3	1:22:36.219
29	1	1:32.048	22.990	47.267	21.791	242.7	1:24:08.267
30	1	1:32.318	22.932	47.366	22.020	229.3	1:25:40.585
31	1	1:32.330	22.793	47.317	22.220	230.3	1:27:12.915
32	1	1:33.925	23.308	48.192	22.425	242.7	1:28:46.840
33	1	1:31.923	22.957	46.894	22.072	243.8	1:30:18.763

49 PECOM RACING — Oreca 03 - Nissan — LMP2
1.Luis Perez Companc 2.Nicolas Minassian 3.Pierre Kaffer

Lap	D	Time	Sector 1	Sector 2	Sector 3	T. Spd	Elapsed
1	3	2:26.129 B	51.560	57.328	37.241		2:26.129
2	3	21:31.111	...	1:02.785	25.019		23:57.240
3	3	1:38.261	26.947	49.078	22.236	178.8	25:35.501
4	3	1:33.056	23.412	47.822	21.822	210.1	27:08.557
5	3	1:31.303	22.846	46.690	21.767	223.1	28:39.860
6	3	1:32.084	22.741	47.287	22.056	230.8	30:11.944
7	3	3:01.415	1:36.600	57.920	26.895	239.5	33:13.359

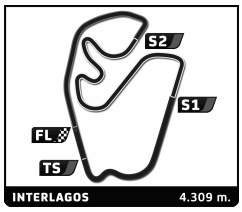

FIA WEC
6 Hours of Sao Paulo
Free Practice 1

Sector Analysis

Personal Best | Session Best | B Crossing the finish line in pit lane

Lap	D	Time	Sector 1	Sector 2	Sector 3	T. Spd	Elapsed
8	3	1:34.603	24.668	48.417	21.518	200.4	34:47.962
9	3	1:29.753	22.630	45.776	21.347	231.8	36:17.715
10	3	1:29.310	22.397	45.461	21.452	246.6	37:47.025
11	3	1:29.244	22.321	45.536	21.387	241.1	39:16.269
12	3	1:36.787 B	22.334	45.447	29.006	241.1	40:53.056
13	1	9:26.984	8:08.813	55.398	22.773		50:20.040
14	1	1:35.353	24.192	49.331	21.830	202.6	51:55.393
15	1	1:36.550	23.665	51.048	21.837	217.3	53:31.943
16	1	1:37.765	23.975	51.441	22.349	206.9	55:09.708
17	1	1:34.114	23.511	48.730	21.873	220.4	56:43.822
18	1	1:34.854	23.257	49.626	21.971	227.4	58:18.676
19	1	1:34.004	23.356	48.465	22.183	233.3	59:52.680
20	1	1:33.736	23.421	48.404	21.911	230.3	1:01:26.416
21	1	1:35.195	23.121	49.983	22.091	222.7	1:03:01.611
22	1	1:33.950	23.177	48.311	22.462	228.3	1:04:35.561
23	1	1:34.261	23.084	48.733	22.444	237.9	1:06:09.822
24	1	1:33.737	22.931	48.700	22.106	237.4	1:07:43.559
25	1	1:33.232	23.526	47.881	21.825	227.4	1:09:16.791
26	1	1:32.312	22.829	47.620	21.863	248.3	1:10:49.103
27	1	1:42.981 B	22.979	48.809	31.193	243.8	1:12:32.084
28	2	5:26.412	4:14.738	49.842	21.832		1:17:58.496
29	2	1:31.402	23.086	46.623	21.693	213.9	1:19:29.898
30	2	1:31.203	22.673	46.948	21.582	228.8	1:21:01.101
31	2	1:30.227	22.626	46.060	21.541	233.8	1:22:31.328
32	2	1:30.480	22.357	46.315	21.808	250.6	1:24:01.808
33	2	1:32.911	23.196	48.081	21.634	232.8	1:25:34.719
34	2	1:33.309	22.662	48.674	21.973	242.2	1:27:08.028
35	2	1:35.930	22.847	51.457	21.626	240.5	1:28:43.958
36	2	1:29.647	22.469	45.761	21.417	248.8	1:30:13.605

50 LARBRE COMPETITION — Chevrolet Corvette C6-ZR1
1.Patrick Bornhauser 3.Fernando Rees
2.Julien Canal — LMGTE Am

Lap	D	Time	Sector 1	Sector 2	Sector 3	T. Spd	Elapsed
1	1	3:06.124 B	1:29.342	1:03.393	33.389		3:06.124
2	1	4:04.008	2:45.080	55.168	23.760		7:10.132
3	1	1:42.165	26.134	52.789	23.242	182.1	8:52.297
4	1	1:42.134	26.006	52.230	23.898	177.0	10:34.431
5	1	1:41.159	26.017	51.949	23.193	186.9	12:15.590
6	1	1:41.283	25.169	52.203	23.911	197.4	13:56.873
7	1	1:40.905	24.983	52.429	23.493	192.9	15:37.778
8	1	1:40.236	25.214	51.724	23.298	203.4	17:18.014
9	1	1:50.074 B	25.016	52.824	32.234	205.7	19:08.088
10	1	14:44.439 B	...	1:05.022	38.426		33:52.527
11	3	9:03.025	7:39.230	58.626	25.169		42:55.552
12	3	1:43.239	25.877	52.904	24.458	177.3	44:38.791
13	3	1:40.163	24.647	51.774	23.742	205.3	46:18.954
14	3	1:38.842	24.622	50.873	23.347	201.1	47:57.796
15	3	1:38.115	24.387	50.511	23.217	208.5	49:35.911
16	3	1:37.524	24.181	50.095	23.248	212.6	51:13.435
17	3	1:37.253	24.178	50.128	22.947	215.1	52:50.688
18	3	1:36.534	23.943	49.613	22.978	217.7	54:27.222
19	3	1:36.270	23.790	49.450	23.030	228.8	56:03.492
20	3	1:45.743 B	24.136	49.651	31.956	225.0	57:49.235
21	3	5:09.380	3:55.339	50.895	23.146		1:02:58.615
22	3	1:37.027	24.223	49.754	23.050	220.0	1:04:35.642
23	3	1:36.883	24.284	49.567	23.032	208.1	1:06:12.525
24	3	1:44.463 B	24.054	49.584	30.825	225.5	1:07:56.988
25	2	4:05.731	2:37.158	59.681	28.892		1:12:02.719
26	2	1:44.939	27.164	53.663	24.112	162.9	1:13:47.658
27	2	1:42.101	25.267	53.304	23.530	184.9	1:15:29.759
28	2	1:40.891	25.047	52.559	23.285	193.5	1:17:10.650
29	2	1:39.789	24.813	51.821	23.155	196.7	1:18:50.439
30	2	1:39.645	24.772	51.486	23.387	202.2	1:20:30.084
31	2	1:40.211	24.672	51.921	23.618	212.6	1:22:10.295
32	2	1:39.581	25.150	51.125	23.306	193.9	1:23:49.876
33	2	1:39.172	24.860	51.136	23.176	204.5	1:25:29.048
34	2	1:41.685	25.592	52.917	23.176	195.7	1:27:10.733
35	2	1:40.603	24.854	52.417	23.332	209.7	1:28:51.336
36	2	1:38.169	24.482	50.539	23.148	203.0	1:30:29.505

51 AF CORSE — Ferrari F458 Italia
1.Giancarlo Fisichella
2.Gianmaria Bruni — LMGTE Pro

Lap	D	Time	Sector 1	Sector 2	Sector 3	T. Spd	Elapsed
1	2	2:07.091	45.655	57.549	23.887		2:07.091
2	2	1:52.141 B	25.472	53.434	33.235	194.9	3:59.232
3	2	3:18.913	1:59.805	54.845	24.263		7:18.145
4	2	1:38.761	24.482	51.055	23.224	213.4	8:56.906
5	2	1:37.814	24.171	50.236	23.407	214.3	10:34.720
6	2	1:38.434	24.140	51.068	23.226	212.2	12:13.154
7	2	1:37.718	23.991	50.508	23.219	222.2	13:50.872
8	2	1:36.638	24.032	49.360	23.246	219.5	15:27.510
9	2	1:36.538	23.846	49.094	23.598	226.9	17:04.048
10	2	1:36.083	24.005	49.152	22.926	216.4	18:40.131
11	2	1:36.316	24.024	49.327	22.965	226.4	20:16.447
12	2	1:35.768	23.781	49.055	22.932	221.8	21:52.215
13	2	1:36.624	23.647	49.938	23.039	232.3	23:28.839
14	2	1:35.349	23.540	48.955	22.854	229.3	25:04.188
15	2	1:34.904	23.498	48.618	22.788	242.2	26:39.092
16	2	1:44.394 B	23.552	50.076	30.766	235.3	28:23.486
17	2	3:36.784	2:22.853	51.021	22.910		32:00.270
18	2	1:41.119	24.237	52.984	23.898	215.6	33:41.389
19	2	1:38.501	25.355	50.383	22.763	208.1	35:19.890
20	2	1:37.477	24.393	49.994	23.090	222.2	36:57.367
21	2	1:35.656	23.649	49.167	22.840	233.3	38:33.023
22	2	1:38.653	23.639	50.697	24.317	233.3	40:11.676
23	2	1:35.552	23.595	49.121	22.836	237.9	41:47.228
24	2	1:45.648 B	23.558	51.484	30.606	240.0	43:32.876
25	2	3:16.068	2:01.187	51.633	23.248		46:48.944
26	2	1:39.505	24.979	51.313	23.213	237.9	48:28.449
27	2	1:37.079	24.017	49.931	23.131	227.8	50:05.528
28	2	1:39.657	23.962	52.576	23.119	233.8	51:45.185
29	2	1:36.743	24.037	49.665	23.041	224.5	53:21.928
30	2	1:36.192	23.634	49.280	23.278	236.8	54:58.120
31	2	1:35.956	23.709	49.291	22.956	234.3	56:34.076
32	2	1:35.577	23.556	49.136	22.885	241.6	58:09.653
33	2	1:39.393	23.778	52.702	22.913	240.5	59:49.046
34	2	1:36.522	23.702	49.872	22.948	231.8	1:01:25.568
35	2	1:37.353	23.721	50.242	23.390	230.3	1:03:02.921
36	2	1:38.637	23.783	51.130	23.724	232.3	1:04:41.558
37	2	1:36.679	23.683	49.888	23.108	236.3	1:06:18.237
38	2	1:35.967	23.653	49.485	22.829	230.8	1:07:54.204
39	2	1:35.752	23.442	49.444	22.866	240.5	1:09:29.956
40	2	1:44.723 B	23.938	49.337	31.448	220.9	1:11:14.679
41	1	5:40.705	4:26.266	51.496	22.943		1:16:55.384
42	1	1:36.474	23.808	49.509	23.157	228.3	1:18:31.858
43	1	1:37.186	23.787	50.432	22.967	236.3	1:20:09.044

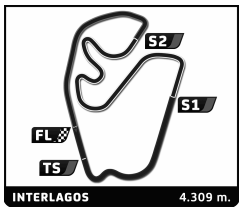

FIA WEC
6 Hours of Sao Paulo
Free Practice 1

Sector Analysis

Personal Best | Session Best | **B** Crossing the finish line in pit lane

Lap	D	Time	Sector 1	Sector 2	Sector 3	T. Spd	Elapsed
44	1	1:36.596	23.632	49.795	23.169	237.9	1:21:45.640
45	1	1:37.616	23.637	50.388	23.591	236.3	1:23:23.256
46	1	1:36.966	23.797	50.241	22.928	234.8	1:25:00.222
47	1	1:36.488	23.751	49.847	22.890	233.8	1:26:36.710
48	1	1:36.527	23.724	49.822	22.981	238.9	1:28:13.237
49	1	1:36.585	23.951	49.634	23.000	227.4	1:29:49.822
50	1	1:36.569	23.815	49.842	22.912	236.3	1:31:26.391

55 JWA-AVILA — Porsche 911 RSR (997)
1.Joël Camathias 3.Paul Daniels — LMGTE Am
2.Markus Palttala

Lap	D	Time	Sector 1	Sector 2	Sector 3	T. Spd	Elapsed
1	2	5:58.586 B	4:11.572	1:05.896	41.118		5:58.586
2	2	3:18.805	1:57.528	57.529	23.748		9:17.391
3	2	1:42.039	25.424	53.127	23.488	187.2	10:59.430
4	2	1:40.774	24.929	52.057	23.788	198.2	12:40.204
5	2	1:40.135	24.718	51.226	24.191	203.0	14:20.339
6	2	1:39.055	24.703	51.093	23.259	208.5	15:59.394
7	2	1:38.680	24.597	50.791	23.292	207.7	17:38.074
8	2	1:53.674 B	24.737	53.957	34.980	203.8	19:31.748
9	3	4:22.517	2:52.170	1:04.379	25.968		23:54.265
10	3	1:54.194	29.873	59.204	25.117	167.2	25:48.459
11	3	1:51.748	28.410	58.710	24.628	165.4	27:40.207
12	3	1:48.403	27.251	56.885	24.267	178.2	29:28.610
13	3	1:49.616	27.939	57.484	24.193	176.8	31:18.226
14	3	1:54.610	27.739	59.966	26.905	180.3	33:12.836
15	3	1:51.012	28.836	57.183	24.993	171.2	35:03.848
16	3	2:03.730 B	27.916	57.976	37.838	174.5	37:07.578
17	1	4:31.501	3:10.103	56.753	24.645		41:39.079
18	1	1:48.128	26.534	57.226	24.368	184.3	43:27.207
19	1	1:42.224	25.125	53.277	23.822	216.0	45:09.431
20	1	1:41.068	25.375	52.005	23.688	205.7	46:50.499
21	1	1:41.987	24.714	53.460	23.813	221.8	48:32.486
22	1	1:39.807	24.664	51.669	23.474	219.1	50:12.293
23	1	1:39.558	24.748	51.272	23.538	224.1	51:51.851
24	1	1:39.082	24.717	50.906	23.459	223.1	53:30.933
25	1	1:39.568	24.607	51.504	23.457	222.7	55:10.501
26	1	1:39.332	24.640	51.316	23.376	228.8	56:49.833
27	1	1:49.001 B	24.677	51.606	32.718	225.5	58:38.834
28	3	3:50.735	2:30.411	56.309	24.015		1:02:29.569
29	3	1:46.951	26.755	55.714	24.482	186.5	1:04:16.520
30	3	1:45.282	26.435	54.930	23.917	183.1	1:06:01.802
31	3	1:43.366	25.849	53.879	23.638	191.2	1:07:45.168
32	3	1:44.057	26.279	53.793	23.985	188.2	1:09:29.225
33	3	1:44.935	26.359	54.396	24.180	193.2	1:11:14.160
34	3	1:45.375	26.451	54.912	24.012	184.6	1:12:59.535
35	3	1:45.568	26.107	55.352	24.109	186.9	1:14:45.103
36	3	1:45.200	25.928	54.881	24.391	200.4	1:16:30.303
37	3	1:43.734	25.717	54.351	23.666	205.7	1:18:14.037
38	3	1:56.077 B	25.847	54.653	35.577	196.4	1:20:10.114
39	1	4:24.805	3:08.984	52.253	23.568		1:24:34.919
40	1	1:39.462	24.646	51.362	23.454	221.3	1:26:14.381
41	1	1:39.037	24.514	51.071	23.452	218.6	1:27:53.418
42	1	1:38.803	24.483	50.816	23.504	226.4	1:29:32.221
43	1	1:38.633	24.433	50.668	23.532	228.8	1:31:10.854

57 KROHN RACING — Ferrari F458 Italia
1.Tracy Krohn 3.Michele Rugolo — LMGTE Am
2.Niclas Jönsson

Lap	D	Time	Sector 1	Sector 2	Sector 3	T. Spd	Elapsed
1	2	2:54.910 B	1:10.075	1:05.962	38.873		2:54.910
2	2	5:51.348	4:34.314	53.758	23.276		8:46.258
3	2	1:38.635	25.005	50.509	23.121	197.8	10:24.893
4	2	1:37.580	24.619	49.845	23.116	208.5	12:02.473
5	2	1:37.480	24.565	49.944	22.971	218.2	13:39.953
6	2	1:38.493	24.267	51.145	23.081	208.9	15:18.446
7	2	1:37.397	24.434	49.929	23.034	224.5	16:55.843
8	2	1:37.159	24.106	49.742	23.311	220.9	18:33.002
9	2	1:36.618	24.036	49.604	22.978	224.5	20:09.620
10	2	1:36.605	24.064	49.622	22.919	228.3	21:46.225
11	2	1:37.719	24.277	50.371	23.071	217.3	23:23.944
12	2	1:47.893 B	24.606	50.087	33.200	201.5	25:11.837
13	2	8:02.568	6:40.433	57.743	24.392		33:14.405
14	2	1:43.582	27.032	52.832	23.718	163.6	34:57.987
15	2	1:37.957	24.582	50.236	23.139	206.5	36:35.944
16	2	1:37.036	24.047	49.893	23.096	225.0	38:12.980
17	2	1:36.882	24.026	49.877	22.979	229.3	39:49.862
18	2	1:36.735	23.909	49.873	22.953	234.8	41:26.597
19	2	1:48.244 B	24.047	50.092	34.105	216.0	43:14.841
20	1	5:18.633	3:55.527	58.130	24.976		48:33.474
21	1	1:47.515	27.081	56.428	24.006	167.4	50:20.989
22	1	1:46.171	26.296	55.785	24.090	177.6	52:07.160
23	1	1:45.181	26.575	54.470	24.136	169.0	53:52.341
24	1	1:43.527	25.406	54.006	24.115	182.7	55:35.868
25	1	1:45.781	25.693	56.209	23.879	183.7	57:21.649
26	1	1:42.942	25.872	52.915	24.155	173.6	59:04.591
27	1	1:43.910	25.286	54.863	23.761	186.5	1:00:48.501
28	1	1:43.538	25.416	54.311	23.811	184.9	1:02:32.039
29	1	1:45.434	25.745	55.318	24.371	192.5	1:04:17.473
30	1	1:43.109	25.804	53.479	23.826	182.1	1:06:00.582
31	1	1:41.583	25.156	52.857	23.570	196.0	1:07:42.165
32	1	1:41.116	25.098	52.430	23.588	200.4	1:09:23.281
33	1	1:41.358	25.389	52.288	23.681	191.8	1:11:04.639
34	1	1:45.859	25.034	57.084	23.741	200.4	1:12:50.498
35	1	1:41.239	25.091	52.547	23.601	205.3	1:14:31.737
36	1	1:51.101 B	24.909	53.116	33.076	207.7	1:16:22.838
37	3	3:23.422	2:05.477	54.030	23.915		1:19:46.260
38	3	1:39.363	25.097	50.991	23.275	206.5	1:21:25.623
39	3	1:38.275	24.597	50.304	23.374	225.0	1:23:03.898
40	3	1:43.751	24.361	55.741	23.649	219.5	1:24:47.649
41	3	1:37.780	24.274	50.417	23.089	224.1	1:26:25.429
42	3	1:37.413	24.152	50.146	23.115	226.4	1:28:02.842
43	3	1:37.857	24.140	50.677	23.040	228.3	1:29:40.699
44	3	1:40.510	23.960	53.210	23.340	230.3	1:31:21.209

61 AF CORSE-WALTRIP — Ferrari F458 Italia
1.Francisco Longo 3.Enrique Bernoldi — LMGTE Am
2.Alexandre Negrão

Lap	D	Time	Sector 1	Sector 2	Sector 3	T. Spd	Elapsed
1	3	2:33.335	1:07.055	1:00.904	25.376		2:33.335
2	3	1:47.070	27.518	55.682	23.870	179.4	4:20.405
3	3	1:39.359	25.466	50.557	23.336	191.8	5:59.764
4	3	1:37.795	24.851	49.702	23.242	204.5	7:37.559
5	3	1:37.533	24.201	49.612	23.720	217.3	9:15.092
6	3	1:37.167	24.013	50.040	23.114	223.1	10:52.259
7	3	1:36.340	23.891	49.349	23.100	227.8	12:28.599
8	3	1:48.253 B	25.091	51.856	31.306	228.3	14:16.852
9	3	3:43.666	2:28.433	52.098	23.135		18:00.518
10	3	1:36.928	24.075	49.345	23.508	224.1	19:37.446
11	3	1:36.003	23.907	49.026	23.070	225.5	21:13.449

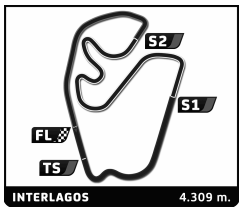

FIA WEC
6 Hours of Sao Paulo
Free Practice 1

Sector Analysis

Personal Best | Session Best | B Crossing the finish line in pit lane

Lap	D	Time	Sector 1	Sector 2	Sector 3	T. Spd	Elapsed
12	3	1:49.158 B	24.082	53.569	31.507	232.3	23:02.607
13	2	5:34.431	4:10.948	58.876	24.607		28:37.038
14	2	1:41.943	25.255	52.811	23.877	212.2	30:18.981
15	2	1:40.235	25.540	51.091	23.604	223.6	31:59.216
16	2	1:41.660	24.920	52.540	24.200	216.0	33:40.876
17	2	1:40.071	26.317	50.388	23.366	194.9	35:20.947
18	2	1:37.691	24.156	50.034	23.501	225.5	36:58.638
19	2	1:37.096	24.020	49.674	23.402	230.3	38:35.734
20	2	1:50.983 B	24.505	50.443	36.035	230.8	40:26.717
21	2	6:11.518	4:55.268	52.520	23.730		46:38.235
22	2	1:38.526	24.417	50.451	23.658	220.0	48:16.761
23	2	1:38.069	24.250	50.319	23.500	221.3	49:54.830
24	2	1:38.028	24.295	50.150	23.583	223.6	51:32.858
25	2	1:37.644	24.328	50.060	23.256	220.0	53:10.502
26	2	1:52.759 B	24.214	54.899	33.646	222.7	55:03.261
27	1	5:25.155	4:06.413	54.818	23.924		1:00:28.416
28	1	1:42.650	26.225	52.464	23.961	189.5	1:02:11.066
29	1	1:46.024	25.414	52.498	28.112	204.9	1:03:57.090
30	1	1:43.299	25.547	53.337	24.415	204.2	1:05:40.389
31	1	1:41.434	25.549	52.174	23.711	210.1	1:07:21.823
32	1	1:53.826 B	25.335	53.168	35.323	210.5	1:09:15.649
33	1	5:57.406	4:39.683	53.697	24.026		1:15:13.055
34	1	1:42.493	25.149	52.630	24.714	216.4	1:16:55.548
35	1	1:42.140	25.474	52.567	24.099	221.8	1:18:37.688
36	1	1:41.456	25.325	52.412	23.719	214.3	1:20:19.144
37	1	1:41.411	25.249	52.379	23.783	216.9	1:22:00.555
38	1	1:41.468	25.565	52.354	23.549	208.5	1:23:42.023
39	1	1:42.145	25.514	52.989	23.642	230.8	1:25:24.168
40	1	1:41.174	25.234	52.247	23.693	220.0	1:27:05.342
41	1	1:51.703 B	25.551	52.974	33.178	221.8	1:28:57.045

70 LARBRE COMPETITION
Chevrolet Corvette C6-ZR1
LMGTE Am
1.Jean-Philippe Belloc
2.Christophe Bourret
3.Pascal Gibon

Lap	D	Time	Sector 1	Sector 2	Sector 3	T. Spd	Elapsed
1	1	3:22.984 B	1:28.667	1:08.695	45.622		3:22.984
2	1	4:50.376	3:25.223	59.924	25.229		8:13.360
3	1	1:48.505	26.021	58.096	24.388	175.6	10:01.865
4	1	1:42.341	25.644	53.147	23.550	182.7	11:44.206
5	1	1:42.860	25.229	54.289	23.342	188.8	13:27.066
6	1	1:41.835	24.881	53.395	23.559	191.5	15:08.901
7	1	1:42.498	25.314	53.785	23.399	187.2	16:51.399
8	1	1:52.546 B	25.162	52.926	34.458	196.4	18:43.945
9	1	7:23.803	6:00.982	58.583	24.238		26:07.748
10	1	1:43.716	26.533	53.630	23.553	179.7	27:51.464
11	1	1:41.271	25.243	52.561	23.467	193.5	29:32.735
12	1	1:43.651	25.891	54.479	23.281	192.2	31:16.386
13	1	2:07.832 B	27.913	1:00.225	39.694	191.5	33:24.218
14	3	9:16.897	7:43.172	1:05.380	28.345		42:41.115
15	3	1:50.818	27.969	57.461	25.388	184.3	44:31.933
16	3	1:47.512	26.794	56.551	24.167	183.4	46:19.445
17	3	1:43.920	25.715	54.126	24.079	191.8	48:03.365
18	3	1:46.247	27.248	54.013	24.986	185.9	49:49.612
19	3	1:43.718	25.899	53.891	23.928	178.2	51:33.330
20	3	1:42.522	25.516	53.146	23.860	201.9	53:15.852
21	3	1:42.707	25.650	53.160	23.897	186.2	54:58.559
22	3	1:42.643	25.154	54.037	23.452	204.5	56:41.202
23	3	1:42.631	25.734	53.365	23.532	187.5	58:23.833
24	3	1:41.569	25.526	52.682	23.361	191.2	1:00:05.402
25	3	1:53.768 B	25.582	55.465	32.721	183.4	1:01:59.170
26	2	5:03.314	3:36.218	1:02.180	24.916		1:07:02.484
27	2	1:47.866	28.534	54.748	24.584	163.1	1:08:50.350
28	2	1:48.222	26.452	57.085	24.685	181.8	1:10:38.572
29	2	1:45.740	26.338	55.266	24.136	180.0	1:12:24.312
30	2	1:44.744	26.292	54.632	23.820	179.4	1:14:09.056
31	2	1:44.006	25.732	54.617	23.657	179.4	1:15:53.062
32	2	1:44.616	25.825	55.161	23.630	184.9	1:17:37.678
33	2	1:44.240	25.629	53.676	24.935	180.0	1:19:21.918
34	2	1:42.129	25.398	53.231	23.500	193.5	1:21:04.047
35	2	1:42.041	25.337	53.182	23.522	181.2	1:22:46.088
36	2	1:40.927	25.172	52.374	23.381	189.5	1:24:27.015
37	2	1:40.545	25.206	52.057	23.282	184.6	1:26:07.560
38	2	1:41.223	25.058	52.817	23.348	189.8	1:27:48.783
39	2	1:40.840	25.282	52.263	23.295	193.2	1:29:29.623
40	2	1:40.591	25.016	52.277	23.298	189.1	1:31:10.214

71 AF CORSE
Ferrari F458 Italia
LMGTE Pro
1.Andrea Bertolini
2.Olivier Beretta

Lap	D	Time	Sector 1	Sector 2	Sector 3	T. Spd	Elapsed
1	1	2:49.840 B	1:16.524	57.954	35.362		2:49.840
2	1	4:04.306	2:49.067	51.824	23.415		6:54.146
3	1	1:38.619	24.598	50.768	23.253	197.8	8:32.765
4	1	1:36.969	24.287	49.524	23.158	211.8	10:09.734
5	1	1:36.131	23.954	49.140	23.037	212.6	11:45.865
6	1	1:36.874	24.005	49.875	22.994	213.9	13:22.739
7	1	1:36.562	23.934	49.612	23.016	211.4	14:59.301
8	1	1:36.493	23.878	49.318	23.297	213.4	16:35.794
9	1	1:36.602	23.902	49.405	23.295	220.4	18:12.396
10	1	1:35.520	23.729	48.961	22.830	220.9	19:47.916
11	1	1:48.495 B	25.979	51.518	30.998	210.5	21:36.411
12	1	5:24.198	4:08.696	52.274	23.228		27:00.609
13	1	1:37.861	24.024	50.887	22.950	212.6	28:38.470
14	1	1:43.759 B	23.950	49.934	29.875	217.7	30:22.229
15	1	5:16.630	4:03.367	50.332	22.931		35:38.859
16	1	1:36.132	24.121	49.052	22.959	213.4	37:14.991
17	1	1:36.018	24.051	49.035	22.932	218.6	38:51.009
18	1	1:35.662	23.524	49.245	22.893	225.9	40:26.671
19	1	1:35.686	23.675	49.094	22.917	223.6	42:02.357
20	1	1:35.480	23.637	48.983	22.860	227.8	43:37.837
21	1	1:35.787	23.641	49.254	22.892	231.8	45:13.624
22	1	1:44.584 B	23.935	50.208	30.441	220.4	46:58.208
23	2	3:55.614	2:38.956	53.433	23.225		50:53.822
24	2	1:39.239	25.586	50.593	23.060	197.8	52:33.061
25	2	1:37.981	24.452	50.388	23.141	220.9	54:11.042
26	2	1:38.310	24.466	50.777	23.067	223.1	55:49.352
27	2	1:36.906	23.798	50.043	23.065	229.8	57:26.258
28	2	1:37.809	23.822	50.573	23.414	232.3	59:04.067
29	2	1:37.072	24.131	49.921	23.020	231.3	1:00:41.139
30	2	1:36.197	23.686	49.383	23.128	235.8	1:02:17.336
31	2	1:36.194	23.739	49.270	23.185	234.3	1:03:53.530
32	2	1:45.923 B	24.953	50.712	30.258	225.9	1:05:39.453
33	2	6:55.761	5:41.885	50.660	23.216		1:12:35.214
34	2	1:37.564	24.149	50.344	23.071	219.1	1:14:12.778
35	2	1:36.731	23.947	49.776	23.008	236.3	1:15:49.509
36	2	1:36.849	24.076	49.825	22.948	242.7	1:17:26.358
37	2	1:36.633	23.805	49.920	22.908	236.3	1:19:02.991
38	2	1:36.371	23.867	49.502	23.002	225.5	1:20:39.362

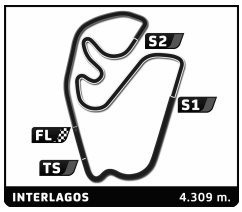

FIA WEC
6 Hours of Sao Paulo
Free Practice 1
Sector Analysis

Personal Best | Session Best | B Crossing the finish line in pit lane

Lap	D	Time	Sector 1	Sector 2	Sector 3	T. Spd	Elapsed
39	2	1:35.735	23.555	49.346	22.834	237.9	1:22:15.097
40	2	1:36.757	23.609	50.190	22.958	233.3	1:23:51.854
41	2	1:37.357	24.030	50.328	22.999	228.8	1:25:29.211
42	2	1:40.721	24.858	52.909	22.954	195.7	1:27:09.932
43	2	1:37.830	23.828	50.446	23.556	227.4	1:28:47.762
44	2	1:36.585	23.785	49.852	22.948	231.3	1:30:24.347

77 TEAM FELBERMAYR-PROTON — Porsche 911 RSR (997) — LMGTE Pro
1.Marc Lieb
2.Richard Lietz

Lap	D	Time	Sector 1	Sector 2	Sector 3	T. Spd	Elapsed
1	1	2:47.205 B	1:14.982	55.980	36.243		2:47.205
2	1	5:24.894	4:10.363	51.254	23.277		8:12.099
3	1	1:36.885	24.631	49.459	22.795	189.5	9:48.984
4	1	1:36.019	24.348	48.946	22.725	202.2	11:25.003
5	1	1:35.396	23.770	48.849	22.777	221.8	13:00.399
6	1	1:35.405	23.654	49.054	22.697	219.1	14:35.804
7	1	1:35.210	23.602	48.636	22.972	223.6	16:11.014
8	1	1:43.066 B	23.884	48.834	30.348	222.2	17:54.080
9	1	12:17.943	...	50.680	22.977		30:12.023
10	1	1:55.262 B	29.953	51.198	34.111	196.7	32:07.285
11	2	7:45.617	6:20.486	1:00.910	24.221		39:52.902
12	2	1:41.549	25.649	53.044	22.856	186.5	41:34.451
13	2	1:39.636	25.404	51.234	22.998	197.1	43:14.087
14	2	1:37.406	24.575	50.109	22.722	205.7	44:51.493
15	2	1:37.774	24.161	50.843	22.770	220.4	46:29.267
16	2	1:36.360	24.348	49.222	22.790	214.3	48:05.627
17	2	1:38.891	25.063	50.987	22.841	210.1	49:44.518
18	2	1:46.275 B	23.915	49.982	32.378	225.9	51:30.793
19	2	7:40.728	6:25.530	52.155	23.043		59:11.521
20	2	1:37.077	23.889	49.998	23.190	221.8	1:00:48.598
21	2	1:37.190	24.160	50.246	22.784	206.5	1:02:25.788
22	2	1:35.846	23.815	49.087	22.944	227.8	1:04:01.634
23	2	1:39.029	23.867	51.190	23.972	224.1	1:05:40.663
24	2	1:46.954 B	25.243	50.245	31.466	197.1	1:07:27.617
25	1	6:14.380	5:00.695	50.720	22.965		1:13:41.997
26	1	1:36.616	24.184	49.534	22.898	206.9	1:15:18.613
27	1	1:36.317	23.804	49.388	23.125	217.7	1:16:54.930
28	1	1:35.681	23.775	49.192	22.714	222.2	1:18:30.611
29	1	1:36.426	23.729	49.154	23.543	228.3	1:20:07.037
30	1	1:35.792	23.915	49.138	22.739	221.3	1:21:42.829
31	1	1:36.770	24.332	49.607	22.831	218.6	1:23:19.599
32	1	1:35.843	23.702	49.311	22.830	223.1	1:24:55.442
33	1	1:43.093 B	23.698	49.397	29.998	229.8	1:26:38.535

88 TEAM FELBERMAYR-PROTON — Porsche 911 RSR (997) — LMGTE Am
1.Christian Ried
2.Gianluca Roda
3.Paolo Ruberti

Lap	D	Time	Sector 1	Sector 2	Sector 3	T. Spd	Elapsed
1	2	4:28.607	2:57.382	1:03.503	27.722		4:28.607
2	2	1:47.604	27.325	55.730	24.549	186.2	6:16.211
3	2	1:54.526 B	27.164	53.464	33.898	163.9	8:10.737
4	2	3:45.646	2:28.389	53.719	23.538		11:56.383
5	2	1:42.249	25.216	53.650	23.383	188.8	13:38.632
6	2	1:41.354	25.329	52.674	23.351	182.7	15:19.986
7	2	1:39.770	24.771	51.246	23.753	195.7	16:59.756
8	2	1:39.302	24.766	51.194	23.342	193.5	18:39.058
9	2	1:38.944	24.935	50.934	23.075	201.1	20:18.002
10	2	1:38.896	24.762	50.914	23.220	201.5	21:56.898
11	2	1:54.644 B	26.686	51.657	36.301	187.5	23:51.542
12	2	4:15.914	2:53.960	57.993	23.961		28:07.456
13	2	1:39.461	24.975	51.172	23.314	191.2	29:46.917
14	2	2:04.720 B	25.912	1:01.191	37.617	199.6	31:51.637
15	3	7:48.282	6:25.542	59.052	23.688		39:39.919
16	3	1:40.792	25.512	51.851	23.429	179.1	41:20.711
17	3	1:38.954	24.841	50.883	23.230	187.5	42:59.665
18	3	1:38.493	24.513	50.833	23.147	197.4	44:38.158
19	3	1:38.297	24.312	50.815	23.170	212.2	46:16.455
20	3	1:37.641	24.227	50.063	23.351	204.2	47:54.096
21	3	1:37.443	24.185	49.909	23.349	213.9	49:31.539
22	3	1:38.162	24.147	50.146	23.869	215.6	51:09.701
23	3	1:37.325	23.997	50.083	23.245	217.3	52:47.026
24	3	1:36.906	24.103	49.721	23.082	221.3	54:23.932
25	3	1:37.067	24.122	49.791	23.154	216.0	56:00.999
26	3	1:36.999	24.100	49.727	23.172	222.2	57:37.998
27	3	1:37.157	24.210	49.802	23.145	220.0	59:15.155
28	3	1:37.013	23.905	49.899	23.209	225.9	1:00:52.168
29	3	1:40.116	24.108	52.239	23.769	213.0	1:02:32.284
30	3	1:47.686 B	24.329	52.469	30.888	210.1	1:04:19.970
31	1	3:50.398	2:32.897	53.451	24.050		1:08:10.368
32	1	1:43.688	25.693	54.262	23.733	184.6	1:09:54.056
33	1	1:43.909	26.064	52.359	25.486	191.5	1:11:37.965
34	1	1:40.743	25.257	51.790	23.696	206.5	1:13:18.708
35	1	1:40.725	25.083	52.075	23.567	207.7	1:14:59.433
36	1	1:40.371	24.912	51.904	23.555	213.9	1:16:39.804
37	1	1:40.008	25.043	51.678	23.287	206.1	1:18:19.812
38	1	1:39.823	24.867	51.564	23.392	212.2	1:19:59.635
39	1	1:42.167	25.223	53.435	23.509	209.3	1:21:41.802
40	1	1:41.935	25.205	52.609	24.121	203.8	1:23:23.737
41	1	1:39.669	24.918	51.284	23.467	209.3	1:25:03.406
42	1	1:39.173	24.720	51.089	23.364	221.8	1:26:42.579
43	1	1:40.697	24.991	52.344	23.362	213.9	1:28:23.276
44	1	1:52.159 B	24.762	53.963	33.434	216.9	1:30:15.435

97 ASTON MARTIN RACING — Aston Martin Vantage V8 — LMGTE Pro
1.Stefan Mücke
2.Darren Turner

Lap	D	Time	Sector 1	Sector 2	Sector 3	T. Spd	Elapsed
1	2	2:32.729 B	59.927	59.111	33.691		2:32.729
2	2	5:09.221	3:54.014	52.047	23.160		7:41.950
3	2	1:38.597	24.529	51.180	22.888	222.7	9:20.547
4	2	1:36.036	23.641	49.546	22.849	217.3	10:56.583
5	2	1:36.409	23.913	49.602	22.894	220.4	12:32.992
6	2	1:35.856	23.712	49.416	22.728	222.7	14:08.848
7	2	1:35.920	23.855	49.232	22.833	220.9	15:44.768
8	2	1:36.316	23.768	49.673	22.875	226.9	17:21.084
9	2	1:35.901	23.671	49.440	22.790	233.3	18:56.985
10	2	1:35.409	23.621	49.058	22.730	229.3	20:32.394
11	2	1:43.479 B	23.695	49.073	30.711	230.8	22:15.873
12	2	8:35.981	7:21.754	51.184	23.043		30:51.854
13	2	1:58.580 B	27.340	56.208	35.032	217.7	32:50.434
14	1	10:41.453	9:21.847	56.153	23.453		43:31.887
15	1	1:40.927	25.090	52.719	23.118	190.8	45:12.814
16	1	1:38.641	24.401	51.265	22.975	197.8	46:51.455
17	1	1:39.487	24.029	52.395	23.063	206.5	48:30.942
18	1	1:36.986	23.908	50.026	23.052	214.3	50:07.928
19	1	1:37.324	23.956	50.550	22.818	217.3	51:45.252
20	1	1:40.327	26.597	50.854	22.876	213.4	53:25.579
21	1	1:36.331	23.925	49.607	22.799	219.5	55:01.910
22	1	1:36.549	23.689	49.898	22.962	222.2	56:38.459

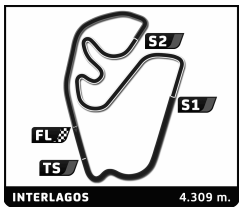

FIA WEC

6 Hours of Sao Paulo

Free Practice 1

Sector Analysis

Personal Best | Session Best | **B** Crossing the finish line in pit lane

Lap	D	Time	Sector 1	Sector 2	Sector 3	T. Spd	Elapsed
23	1	1:36.296	23.692	49.529	23.075	222.7	58:14.755
24	1	1:44.550 **B**	23.846	49.055	31.649	224.5	59:59.305
25	1	6:27.823	5:14.465	50.338	23.020		1:06:27.128
26	1	1:36.206	24.010	49.254	22.942	219.5	1:08:03.334
27	1	1:36.138	23.689	49.600	22.849	225.5	1:09:39.472
28	1	1:35.901	23.685	49.298	22.918	225.5	1:11:15.373
29	1	1:46.037 **B**	25.054	49.861	31.122	222.7	1:13:01.410
30	1	4:10.945	2:57.882	50.028	23.035		1:17:12.355
31	1	1:36.176	23.780	49.544	22.852	225.5	1:18:48.531
32	1	1:36.207	23.758	49.244	23.205	230.3	1:20:24.738
33	1	1:35.920	23.833	49.208	22.879	231.3	1:22:00.658
34	1	1:36.402	24.067	49.345	22.990	219.1	1:23:37.060
35	1	1:44.278 **B**	23.791	49.198	31.289	231.3	1:25:21.338
36	1	3:53.984	2:40.399	50.490	23.095		1:29:15.322
37	1	1:36.086	23.808	49.339	22.939	232.3	1:30:51.408