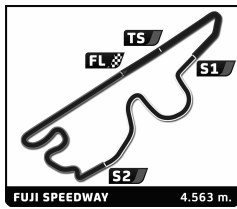


**FIA WEC**  
**6 Hours of Fuji**  
**Free Practice 3**  
**Sector Analysis**

■ Personal Best ■ Session Best ■ Crossing the finish line in pit lane

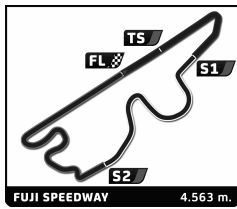
Lap	D	Time	Sector 1	Sector 2	Sector 3	T. Spd	Elapsed	Lap	D	Time	Sector 1	Sector 2	Sector 3	T. Spd	Elapsed
<b>1 Audi Sport Team Joest</b> Audi R18 e-tron quattro 1. Marcel Fässler 3. Benoit Tréluyer LMP1 2. André Lotterer								19	1	1:30.486	19.867	27.359	43.260	289.5	35:20.091
1	2	1:57.902	45.855	28.149	43.898	148.6	1:57.902	20	1	1:30.004	19.760	26.672	43.572	292.7	36:50.095
2	2	1:29.136	19.922	26.322	42.892	288.8	3:27.038	21	1	1:30.020	20.149	26.707	43.164	291.9	38:20.115
3	2	1:30.045	19.867	26.893	43.285	291.9	4:57.083	22	1	1:30.907	19.866	26.849	44.192	293.5	39:51.022
4	2	1:29.986	20.157	26.560	43.269	293.5	6:27.069	23	1	1:29.959	19.907	26.823	43.229	294.3	41:20.981
5	2	1:31.435	20.046	27.741	43.648	295.1	7:58.504	24	1	1:29.795	19.833	26.306	43.656	292.7	42:50.776
6	2	1:28.700	19.744	26.126	42.830	292.7	9:27.204	25	1	1:36.008B	19.859	26.976	49.173	293.5	44:26.784
7	2	1:30.056	20.550	26.514	42.992	291.9	10:57.260	26	1	2:39.693	1:26.721	29.066	43.906	152.1	47:06.477
8	2	1:29.884	19.732	26.405	43.747	292.7	12:27.144	27	1	1:28.864	19.732	26.411	42.721	292.7	48:35.341
9	2	1:29.444	19.863	26.429	43.152	291.9	13:56.588	28	1	1:28.742	19.838	26.155	42.749	293.5	50:04.083
10	2	1:29.845	19.777	26.925	43.143	293.5	15:26.433	29	1	1:30.798	19.657	26.843	44.298	295.1	51:34.881
11	2	1:29.590	19.871	26.649	43.070	291.9	16:56.023	30	1	1:31.437	19.726	27.824	43.887	296.7	53:06.318
12	2	1:29.354	19.917	26.331	43.106	292.7	18:25.377	31	1	1:29.966	19.701	26.181	44.084	294.3	54:36.284
13	2	1:29.209	19.742	26.273	43.194	294.3	19:54.586	32	1	1:28.953	19.725	26.050	43.178	295.1	56:05.237
14	2	1:37.386B	19.920	27.067	50.399	292.7	21:31.972	33	1	1:30.002	19.706	26.227	44.069	294.3	57:35.239
15	2	6:33.173	5:22.435	27.096	43.642	153.2	28:05.145	34	1	1:28.482	19.695	26.077	42.710	294.3	59:03.721
16	2	1:30.966	20.002	26.677	44.287	290.3	29:36.111	35	1	1:31.777	19.825	26.973	44.979	294.3	1:00:35.498
17	2	1:29.952	19.782	26.964	43.206	291.1	31:06.063								
18	2	1:29.027	19.760	26.289	42.978	291.9	32:35.090								
19	2	1:30.278	19.751	26.779	43.748	293.5	34:05.368								
20	2	1:34.682B	20.014	26.512	48.156	291.9	35:40.050								
21	3	2:45.831	1:34.290	27.787	43.754	153.0	38:25.881								
22	3	1:29.904	19.966	26.509	43.429	293.5	39:55.785								
23	3	1:29.700	19.709	26.600	43.391	295.9	41:25.485								
24	3	1:29.192	19.802	26.317	43.073	292.7	42:54.677								
25	3	1:29.517	19.700	26.495	43.322	294.3	44:24.194								
26	3	1:30.209	19.788	26.418	44.003	295.1	45:54.403								
27	3	1:35.356B	19.778	26.715	48.863	294.3	47:29.759								
28	3	5:47.971	4:35.380	29.302	43.289	154.1	53:17.730								
29	3	1:29.555	19.609	27.025	42.921	296.7	54:47.285								
30	3	1:29.720	19.604	27.027	43.089	295.1	56:17.005								
31	3	1:29.379	19.630	25.969	43.780	294.3	57:46.384								
32	3	1:28.724	19.507	25.946	43.271	297.5	59:15.108								
33	3	1:28.296	19.688	26.030	42.578	295.9	1:00:43.404								
<b>2 Audi Sport Team Joest</b> Audi R18 e-tron quattro 1. Tom Kristensen LMP1 2. Allan McNish															
1	2	1:44.678	30.401	28.967	45.310	151.0	1:44.678								
2	2	1:31.052	20.135	27.335	43.582	288.8	3:15.730								
3	2	1:29.134	19.828	26.559	42.747	291.1	4:44.864								
4	2	1:30.550	19.705	26.984	43.861	291.9	6:15.414								
5	2	1:29.964	19.782	27.126	43.056	291.9	7:45.378								
6	2	1:29.635	19.892	26.714	43.029	296.7	9:15.013								
7	2	1:31.238	19.898	27.927	43.413	292.7	10:46.251								
8	2	1:31.599	20.033	28.130	43.436	292.7	12:17.850								
9	2	1:29.361	19.858	26.518	42.985	291.1	13:47.211								
10	2	1:29.269	19.691	26.192	43.386	292.7	15:16.480								
11	2	1:29.908	19.784	26.982	43.142	292.7	16:46.388								
12	2	1:35.401B	19.923	26.651	48.827	292.7	18:21.789								
13	2	6:08.919	4:56.938	27.870	44.111	157.0	24:30.708								
14	2	1:31.554	19.948	28.122	43.484	290.3	26:02.262								
15	2	1:29.091	19.782	26.536	42.773	290.3	27:31.353								
16	2	1:29.928	19.809	26.391	43.728	290.3	29:01.281								
17	2	1:36.004B	19.960	27.375	48.669	293.5	30:37.285								
18	1	3:12.320	2:00.670	27.792	43.858	154.1	33:49.605								
<b>7 Toyota Racing</b> Toyota TS030 - Hybrid 1. Alexander Wurz 3. Kazuki Nakajima LMP1 2. Nicolas Lapierre															
1	1	1:59.137B	37.639	29.035	52.463	150.6	1:59.137								
2	1	10:07.428	8:57.137	27.570	42.721	151.9	12:06.565								
3	1	1:29.084	19.978	26.544	42.562	284.2	13:35.649								
4	1	1:29.831	19.956	27.391	42.484	287.2	15:05.480								
5	1	1:29.697	19.771	27.473	42.453	285.7	16:35.177								
6	1	1:28.941	19.825	26.537	42.579	286.5	18:04.118								
7	1	1:29.963	20.470	26.914	42.579	266.7	19:34.081								
8	1	1:29.032	19.641	27.019	42.372	285.0	21:03.113								
9	1	1:29.287	19.964	26.184	43.139	284.2	22:32.400								
10	1	1:28.783	19.939	26.116	42.728	287.2	24:01.183								
11	1	1:30.149	19.921	26.388	43.840	285.0	25:31.332								
12	1	1:29.734	19.948	27.086	42.700	282.7	27:01.066								
13	1	1:35.948B	19.846	27.864	48.238	285.0	28:37.014								
14	3	2:43.141	1:31.344	28.271	43.526	155.4	31:20.155								
15	3	1:31.641	19.774	27.773	44.094	287.2	32:51.796								
16	3	1:29.278	19.735	27.081	42.462	282.0	34:21.074								
17	3	1:29.929	20.442	26.410	43.077	274.8	35:51.003								
18	3	1:35.823B	20.054	27.209	48.560	278.4	37:26.826								
19	3	5:20.625	4:11.245	26.835	42.545	154.1	42:47.451								
20	3	1:28.849	20.083	26.338	42.428	282.7	44:16.300								
21	3	1:29.005	19.823	26.005	43.177	279.1	45:45.305								
22	3	1:35.177B	19.901	26.232	49.044	278.4	47:20.482								
23	3	4:17.422	3:07.784	26.904	42.734	154.7	51:37.904								
24	3	1:30.408	19.628	27.176	43.604	284.2	53:08.312								
25	3	1:29.353	19.733	26.079	43.541	277.6	54:37.665								
26	3	1:29.797	20.325	26.381	43.091	255.3	56:07.462								
27	3	1:30.346	20.511	27.568	42.267	275.5	57:37.808								
28	3	1:27.567	19.616	25.926	42.025	286.5	59:05.375								
29	3	1:27.984	19.778	26.055	42.151	282.0	1:00:33.359								
<b>12 Rebellion Racing</b> Lola B12/60 Coupé - Toyota 1. Nicolas Prost LMP1 2. Neel Jani															
1	1	1:47.074	32.190	29.536	45.348	145.9	1:47.074								
2	1	1:34.196	20.675	28.394	45.127	286.5	3:21.270								
3	1	1:35.415	21.361	28.478	45.576	285.0	4:56.685								
4	1	1:35.960	21.250	28.450	46.260	285.0	6:32.645								
5	1	1:34.507	20.610	28.005	45.892	285.7	8:07.152								



**FIA WEC**  
**6 Hours of Fuji**  
**Free Practice 3**  
**Sector Analysis**

■ Personal Best ■ Session Best B Crossing the finish line in pit lane

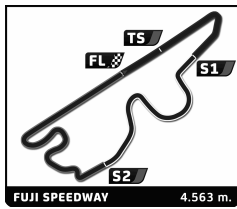
Lap	D	Time	Sector 1	Sector 2	Sector 3	T. Spd	Elapsed	Lap	D	Time	Sector 1	Sector 2	Sector 3	T. Spd	Elapsed
6	1	1:34.717	20.694	29.230	44.793	285.7	9:41.869	30	1	1:32.060	20.443	27.680	43.937	285.0	59:56.695
7	1	1:32.635	20.543	27.703	44.389	285.0	11:14.504	31	1	1:44.424 B	20.663	27.360	56.401	286.5	1:01:41.119
8	1	1:32.582	20.301	27.841	44.440	285.7	12:47.086	<b>15</b> <b>Oak Racing</b> <span style="float:right">Oak Pescarolo - Honda</span>							
9	1	1:32.550	20.569	27.636	44.345	286.5	14:19.636	1. Bertrand Baguette 3. Takuma Sato LMP1							
10	1	1:40.770 B	20.901	28.687	51.182	276.2	16:00.406	2. Dominik Kraihamer							
11	1	4:48.580	3:34.653	28.042	45.885	149.2	20:48.986	1	3	3:25.776	2:11.619	29.349	44.808	149.0	3:25.776
12	1	1:32.442	20.362	27.447	44.633	285.7	22:21.428	2	3	1:34.622	20.695	29.020	44.907	289.5	5:00.398
13	1	1:31.922	20.564	27.353	44.005	285.0	23:53.350	3	3	1:43.233 B	20.523	28.011	54.699	290.3	6:43.631
14	1	1:37.149	20.345	29.862	46.942	287.2	25:30.499	4	3	4:40.626	3:26.722	29.155	44.749	154.5	11:24.257
15	1	1:33.219	20.402	27.576	45.241	284.2	27:03.718	5	3	1:32.781	20.325	28.120	44.336	290.3	12:57.038
16	1	1:32.545	20.284	27.534	44.727	286.5	28:36.263	6	3	1:33.726	20.367	27.892	45.467	291.1	14:30.764
17	1	1:40.890 B	20.322	27.446	53.122	285.7	30:17.153	7	3	1:32.228	20.341	27.584	44.303	290.3	16:02.992
18	2	3:56.875	2:43.828	28.344	44.703	140.1	34:14.028	8	3	1:32.328	20.452	27.482	44.394	290.3	17:35.320
19	2	1:33.463	20.390	27.677	45.396	288.0	35:47.491	9	3	1:32.532	20.533	27.594	44.405	291.1	19:07.852
20	2	1:32.037	20.344	27.474	44.219	285.0	37:19.528	10	3	1:42.256 B	20.640	28.053	53.563	285.0	20:50.108
21	2	1:42.380 B	20.612	29.686	52.082	288.8	39:01.908	11	3	5:15.899	4:03.131	28.272	44.496	151.9	26:06.007
22	2	5:44.539	4:22.932	30.893	50.714	135.7	44:46.447	12	3	1:34.520	20.436	28.863	45.221	290.3	27:40.527
23	2	1:31.057	20.163	27.017	43.877	287.2	46:17.504	13	3	1:31.822	20.281	27.462	44.079	288.0	29:12.349
24	2	1:30.975	20.243	27.045	43.687	286.5	47:48.479	14	3	1:31.648	20.326	27.205	44.117	289.5	30:43.997
25	2	1:30.903	20.090	26.871	43.942	286.5	49:19.382	15	3	1:31.586	20.372	27.370	43.844	291.1	32:15.583
26	2	1:34.614	20.225	29.419	44.970	287.2	50:53.996	16	3	1:40.556 B	20.631	28.455	51.470	290.3	33:56.139
27	2	1:36.336 B	20.139	27.034	49.163	286.5	52:30.332	17	3	4:02.023	2:49.092	28.580	44.351	155.8	37:58.162
28	2	5:01.018	3:31.242	38.070	51.706	145.7	57:31.350	18	3	1:31.570	20.437	27.270	43.863	290.3	39:29.732
29	2	1:30.486	20.180	26.944	43.362	287.2	59:01.836	19	3	1:42.074 B	20.879	28.585	52.610	292.7	41:11.806
30	2	1:30.850	20.340	26.880	43.630	287.2	1:00:32.686	20	1	3:53.324	2:41.137	27.916	44.271	155.2	45:05.130
<b>13</b> <b>Rebellion Racing</b> <span style="float:right">Lola B12/60 Coupé - Toyota</span>								<b>21</b> <b>Strakka Racing</b> <span style="float:right">HPD ARX 03a - Honda</span>							
1. Andrea Belicchi LMP1								1. Nick Leventis LMP1							
2. Harold Primat								2. Danny Watts							
1	2	2:08.632	50.338	31.937	46.357	132.2	2:08.632	1	3	2:16.112	1:00.276	30.710	45.126	146.3	2:16.112
2	2	1:36.384	20.693	29.147	46.544	284.2	3:45.016	2	3	1:36.032	21.056	29.801	45.175	249.4	3:52.144
3	2	1:33.089	20.608	27.984	44.497	284.2	5:18.105	3	3	1:32.192	20.226	28.090	43.876	279.8	5:24.336
4	2	1:33.483	20.512	28.094	44.877	285.7	6:51.588	4	3	1:31.432	20.258	27.531	43.643	279.1	6:55.768
5	2	1:33.089	20.593	28.059	44.437	285.7	8:24.677	5	3	1:31.790	20.279	27.551	43.960	277.6	8:27.558
6	2	1:32.493	20.582	27.648	44.263	285.7	9:57.170	6	3	1:31.463	20.143	27.478	43.842	278.4	9:59.021
7	2	1:44.474 B	21.531	28.815	54.128	285.0	11:41.644	7	3	1:33.461	20.308	28.590	44.563	279.8	11:32.482
8	2	5:08.113	3:52.563	30.193	45.357	143.8	16:49.757	8	3	1:31.616	20.264	27.448	43.904	276.9	13:04.098
9	2	1:37.098	20.454	29.437	47.207	285.7	18:26.855	9	3	1:39.977 B	20.307	27.311	52.359	277.6	14:44.075
10	2	1:33.356	20.390	27.899	45.067	285.0	20:00.211	10	1	3:19.331	2:01.793	30.333	47.205	142.7	18:03.406
11	2	1:32.498	20.427	27.726	44.345	285.0	21:32.709	11	1	1:36.849	21.259	29.625	45.965	277.6	19:40.255
12	2	1:32.627	20.534	27.800	44.293	284.2	23:05.336	12	1	1:35.270	20.981	28.903	45.386	279.1	21:15.525
13	2	1:33.300	20.392	27.599	45.309	287.2	24:38.636	13	1	1:37.661	20.910	30.706	46.045	280.5	22:53.186
14	2	1:43.222 B	21.196	28.251	53.775	286.5	26:21.858	14	1	1:35.209	20.911	28.659	45.639	276.9	24:28.395
15	1	3:42.979	2:27.268	28.530	47.181	145.0	30:04.837	15	1	1:37.164	21.047	30.252	45.865	276.9	26:05.559
16	1	1:33.055	20.534	27.823	44.698	283.5	31:37.892	16	1	1:37.807	21.182	30.583	46.042	278.4	27:43.366
17	1	1:38.708	20.488	29.665	48.555	285.7	33:16.600	17	1	1:35.235	21.066	28.626	45.543	278.4	29:18.601
18	1	1:32.681	20.438	27.752	44.491	284.2	34:49.281	18	1	1:34.858	20.977	28.543	45.338	276.9	30:53.459
19	1	1:45.761 B	20.549	27.797	57.415	282.0	36:35.042	19	1	1:36.404	20.908	29.072	46.424	279.8	32:29.863
20	1	5:40.753	4:28.258	28.195	44.300	143.4	42:15.795	20	1	1:45.260 B	21.061	28.264	55.935	279.1	34:15.123
21	1	1:32.296	20.692	27.483	44.121	273.4	43:48.091	21	2	3:06.239	1:53.808	28.195	44.236	153.2	37:21.362
22	1	1:32.528	20.443	27.852	44.233	285.0	45:20.619	22	2	1:32.662	20.289	28.242	44.131	282.0	38:54.024
23	1	1:32.188	20.336	27.442	44.410	286.5	46:52.807								
24	1	1:40.836 B	20.410	27.452	52.974	285.7	48:33.643								
25	1	3:43.750	2:23.568	27.447	52.735	142.3	52:17.393								
26	1	1:30.967	20.355	27.163	43.449	285.7	53:48.360								
27	1	1:31.043	20.431	26.997	43.615	288.0	55:19.403								
28	1	1:33.726	20.234	27.862	45.630	286.5	56:53.129								
29	1	1:31.506	20.417	27.292	43.797	283.5	58:24.635								



**FIA WEC**  
**6 Hours of Fuji**  
**Free Practice 3**  
**Sector Analysis**

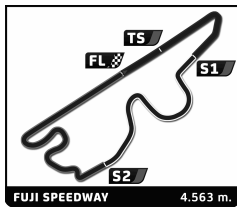
Personal Best Session Best B Crossing the finish line in pit lane

Lap	D	Time	Sector 1	Sector 2	Sector 3	T. Spd	Elapsed	Lap	D	Time	Sector 1	Sector 2	Sector 3	T. Spd	Elapsed							
23	2	1:31.862	20.310	27.251	44.301	280.5	40:25.886	21	3	1:35.625	21.051	28.826	45.748	273.4	40:48.577							
24	2	1:31.096	20.296	27.101	43.699	280.5	41:56.982	22	3	1:37.557	21.030	29.945	46.582	273.4	42:26.134							
25	2	1:41.553B	20.435	28.881	52.237	283.5	43:38.535	23	3	1:36.191	21.128	29.017	46.046	272.7	44:02.325							
26	2	3:30.310	2:14.605	29.566	46.139	153.8	47:08.845	24	3	1:35.942	21.224	28.854	45.864	273.4	45:38.267							
27	2	1:30.740	20.151	26.835	43.754	281.2	48:39.585	25	3	1:41.485B	21.159	28.985	51.341	273.4	47:19.752							
28	2	1:33.302	20.090	29.624	43.588	280.5	50:12.887	26	1	2:52.632	1:37.068	29.549	46.015	151.9	50:12.384							
29	2	1:31.942	20.215	28.126	43.601	285.0	51:44.829	27	1	1:37.442	21.382	28.882	47.178	274.8	51:49.826							
30	2	1:39.013B	20.332	28.097	50.584	283.5	53:23.842	28	1	1:35.633	21.067	28.606	45.960	275.5	53:25.459							
31	2	4:55.433	3:42.270	28.172	44.991	151.9	58:19.275	29	1	1:35.389	21.059	28.530	45.800	275.5	55:00.848							
32	2	1:30.965	20.166	27.301	43.498	281.2	59:50.240	30	1	1:36.443	20.982	28.823	46.638	274.8	56:37.291							
33	2	1:48.320B	20.241	28.232	59.847	282.7	1:01:38.560	31	1	1:35.133	20.986	28.423	45.724	274.8	58:12.424							
<b>22</b> <b>JRM</b> HPD ARX 03a - Honda LMP1 1. David Brabham 3. Peter Dumbreck 2. Karun Chandhok								<b>24</b> <b>Oak Racing</b> Morgan - Nissan LMP2 1. Jacques Nicolet 3. Olivier Pla 2. Matthieu Lahaye														
1	1	2:03.216B	36.455	30.766	55.995	134.0	2:03.216	1	3	1:43.005	26.473	30.162	46.370	135.0	1:43.005							
2	1	5:41.809	4:27.463	30.037	44.309	127.4	7:45.025	2	3	1:35.016	21.132	28.427	45.457	270.7	3:18.021							
3	1	1:34.005	21.276	28.319	44.410	285.7	9:19.030	3	3	1:34.400	20.794	28.334	45.272	274.1	4:52.421							
4	1	1:31.370	20.002	27.458	43.910	286.5	10:50.400	4	3	1:33.983	20.858	28.143	44.982	274.8	6:26.404							
5	1	1:34.016	20.015	28.528	45.473	288.8	12:24.416	5	3	1:46.740B	20.794	30.299	55.647	277.6	8:13.144							
6	1	1:30.432	19.996	27.048	43.388	286.5	13:54.848	6	3	5:09.252	3:55.280	28.914	45.058	149.0	13:22.396							
7	1	1:39.496B	20.005	28.614	50.877	285.7	15:34.344	7	3	1:34.044	20.653	28.424	44.967	276.2	14:56.440							
8	1	5:17.147	4:04.279	28.664	44.204	152.8	20:51.491	8	3	1:33.403	20.735	27.836	44.832	275.5	16:29.843							
9	1	1:40.612B	20.814	27.445	52.353	277.6	22:32.103	9	3	1:40.524B	20.645	28.186	51.693	276.2	18:10.367							
10	1	11:09.063	9:52.382	31.123	45.558	157.2	33:41.166	10	3	3:37.599	2:23.726	28.326	45.547	148.8	21:47.966							
11	1	1:30.608	20.070	26.911	43.627	283.5	35:11.774	11	3	1:33.968	20.703	28.003	45.262	277.6	23:21.934							
12	1	1:40.147B	20.394	28.734	51.019	277.6	36:51.921	12	3	1:33.966	20.721	27.937	45.308	274.8	24:55.900							
13	1	6:36.273	5:22.027	28.621	45.625	154.3	43:28.194	13	3	1:34.323	20.772	28.175	45.376	275.5	26:30.223							
14	1	1:31.535	20.124	27.179	44.232	285.7	44:59.729	14	3	1:43.892B	20.908	28.883	54.101	275.5	28:14.115							
15	1	1:31.136	20.053	27.133	43.950	288.0	46:30.865	15	3	5:19.075	4:01.700	28.555	48.820	144.2	33:33.190							
16	1	1:40.113B	20.188	27.374	52.551	285.7	48:10.978	16	3	1:34.166	20.660	27.568	45.938	276.2	35:07.356							
17	1	8:32.652	7:16.677	31.432	44.543	121.2	56:43.630	17	3	1:32.881	20.705	27.628	44.548	276.2	36:40.237							
18	1	1:33.956	19.952	29.851	44.153	288.8	58:17.586	18	3	1:37.284	20.682	27.753	48.849	276.9	38:17.521							
19	1	1:31.913	20.031	28.610	43.272	285.7	59:49.499	19	3	1:44.088B	20.646	28.828	54.614	279.1	40:01.609							
20	1	1:44.924B	20.174	29.807	54.943	286.5	1:01:34.423	20	1	3:54.034	2:36.757	30.518	46.759	143.6	43:55.643							
<b>23</b> <b>Signatech Nissan</b> Oreca 03 - Nissan LMP2 1. Franck Mailleux 3. Jordan Tresson 2. Olivier Lombard								21								1	1:36.945	21.238	29.066	46.641	275.5	45:32.588
1	2	2:03.933	44.533	31.080	48.320	144.8	2:03.933	22	1	1:38.286	21.813	29.805	46.668	276.9	47:10.874							
2	2	2:12.448	21.987	30.495	1:19.966	242.7	4:16.381	23	1	1:37.615	21.504	29.412	46.699	273.4	48:48.489							
3	2	1:38.888	21.636	30.199	47.053	272.7	5:55.269	24	1	1:36.940	21.405	29.103	46.432	275.5	50:25.429							
4	2	1:38.486	21.303	30.136	47.047	273.4	7:33.755	25	1	1:36.531	21.153	28.798	46.580	277.6	52:01.960							
5	2	1:38.666	21.505	29.914	47.247	270.7	9:12.421	26	1	1:36.740	21.182	29.002	46.556	277.6	53:38.700							
6	2	1:45.618B	21.514	29.979	54.125	272.0	10:58.039	27	1	1:36.365	21.463	28.701	46.201	277.6	55:15.065							
7	2	4:07.196	2:48.279	32.194	46.723	151.7	15:05.235	28	1	1:38.329	21.220	30.538	46.571	274.8	56:53.394							
8	2	1:35.750	21.155	29.491	45.104	272.7	16:40.985	29	1	1:37.422	21.408	29.640	46.374	276.9	58:30.816							
9	2	1:34.459	21.037	28.490	44.932	271.4	18:15.444	30	1	1:36.614	21.183	29.056	46.375	276.9	1:00:07.430							
10	2	1:37.650	20.866	31.097	45.687	274.8	19:53.094	<b>25</b> <b>ADR-Delta</b> Oreca 03 - Nissan LMP2 1. John Martin 3. Shinji Nakano 2. Tor Graves														
11	2	1:35.120	21.016	28.737	45.367	272.7	21:28.214	1	1	1:44.823	29.120	29.629	46.074	141.9	1:44.823							
12	2	1:34.441	21.005	28.301	45.135	272.0	23:02.655	2	1	1:35.331	21.353	28.748	45.230	273.4	3:20.154							
13	2	1:36.292	20.922	28.681	46.689	273.4	24:38.947	3	1	1:34.309	20.887	28.447	44.975	274.1	4:54.463							
14	2	1:36.123	21.165	29.184	45.774	272.0	26:15.070	4	1	1:35.050	20.982	28.092	45.976	274.8	6:29.513							
15	2	1:40.874B	21.132	28.562	51.180	272.7	27:55.944	5	1	1:36.745	20.917	28.327	47.501	275.5	8:06.258							
16	3	4:48.650	3:33.275	29.347	46.028	148.8	32:44.594	6	1	1:40.341B	20.943	29.314	50.084	274.1	9:46.599							
17	3	1:35.970	21.258	28.896	45.816	271.4	34:20.564	7	1	4:24.224	3:09.865	29.004	45.355	153.4	14:10.823							
18	3	1:39.219	21.812	30.773	46.634	258.4	35:59.783	8	1	1:34.534	21.122	28.404	45.008	274.1	15:45.357							
19	3	1:36.039	21.200	28.952	45.887	272.7	37:35.822															
20	3	1:37.130	21.065	28.684	47.381	272.7	39:12.952															



**FIA WEC**  
**6 Hours of Fuji**  
**Free Practice 3**  
**Sector Analysis**

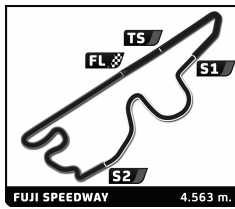
							<span style="color: green;">■</span> Personal Best <span style="color: purple;">■</span> Session Best <span style="color: blue;">■</span> Crossing the finish line in pit lane								
Lap	D	Time	Sector 1	Sector 2	Sector 3	T. Spd	Elapsed	Lap	D	Time	Sector 1	Sector 2	Sector 3	T. Spd	Elapsed
9	1	1:33.912	20.990	28.033	44.889	272.7	17:19.269	31	3	1:37.148	21.030	30.012	46.106	273.4	55:11.192
10	1	1:39.559B	20.813	29.062	49.684	274.1	18:58.828	32	3	1:35.735	21.255	28.743	45.737	272.7	56:46.927
11	2	3:04.817	1:46.377	31.091	47.349	149.2	22:03.645	33	3	1:36.162	21.212	28.788	46.162	271.4	58:23.089
12	2	1:37.707	21.270	29.008	47.429	271.4	23:41.352	34	3	1:35.896	21.081	28.695	46.120	275.5	59:58.985
13	2	1:35.208	21.165	28.734	45.309	272.7	25:16.560	35	3	1:38.369	23.298	29.363	45.708	270.7	1:01:37.354
14	2	1:38.414	21.299	30.959	46.156	272.7	26:54.974	<b>29</b> <b>Gulf Racing Middle East</b> <span style="float: right;">Lola B12/80 Coupé - Nissan</span> 1. Fabien Giroix <span style="float: right;">3. Jean-Denis Deletraz</span> 2. Keiko Ihara <span style="float: right;">LMP2</span>							
15	2	1:36.780	21.192	30.051	45.537	273.4	28:31.754								
16	2	1:35.781	21.182	28.657	45.942	272.0	30:07.535								
17	2	1:37.578	21.000	29.779	46.799	272.7	31:45.113								
18	2	1:38.462	22.277	29.819	46.366	272.7	33:23.575								
19	2	1:36.769	21.082	29.782	45.905	274.1	35:00.344								
20	2	1:35.156	21.061	28.571	45.524	272.0	36:35.500								
21	2	1:44.211B	21.083	30.066	53.062	275.5	38:19.711								
22	2	4:32.947	3:16.079	30.072	46.796	151.3	42:52.658								
23	2	1:36.575	21.016	29.516	46.043	272.7	44:29.233								
24	2	1:37.141	20.985	28.735	47.421	273.4	46:06.374								
25	2	1:45.200B	22.721	29.552	52.927	274.1	47:51.574								
26	3	3:40.241	2:25.327	29.097	45.817	151.0	51:31.815								
27	3	1:37.854	21.063	29.499	47.292	274.1	53:09.669								
28	3	1:34.823	21.053	28.355	45.415	273.4	54:44.492								
29	3	1:35.682	20.818	29.495	45.369	274.1	56:20.174								
30	3	1:34.161	20.864	28.297	45.000	274.1	57:54.335								
31	3	1:34.002	20.774	28.243	44.985	274.8	59:28.337								
32	3	1:34.333	20.905	28.258	45.170	273.4	1:01:02.670								
<b>26</b> <b>Signatech Nissan</b> <span style="float: right;">Oreca 03 - Nissan</span> 1. Nelson Panciatichi <span style="float: right;">3. Roman Rusinov</span> 2. Pierre Ragues <span style="float: right;">LMP2</span>							1	1	1:44.594	28.197	29.689	46.708	141.4	1:44.594	
							2	1	1:36.803	21.912	29.010	45.881	268.0	3:21.397	
							3	1	1:37.065	21.328	29.466	46.271	271.4	4:58.462	
							4	1	1:35.823	21.236	28.740	45.847	270.7	6:34.285	
							5	1	1:42.649B	21.255	29.119	52.275	270.0	8:16.934	
							6	1	3:40.079	2:20.465	31.402	48.212	127.5	11:57.013	
							7	1	1:33.734	20.988	27.983	44.763	268.0	13:30.747	
							8	1	1:33.004	20.829	27.722	44.453	268.7	15:03.751	
							9	1	1:36.396	20.757	30.210	45.429	270.7	16:40.147	
							10	1	1:32.882	20.824	27.728	44.330	268.7	18:13.029	
11	1	1:32.865	20.705	27.706	44.454	270.7	19:45.894								
12	1	1:38.328B	20.764	27.855	49.709	270.0	21:24.222								
13	2	3:29.301	2:13.573	30.001	45.727	150.6	24:53.523								
14	2	1:35.318	21.142	28.845	45.331	268.0	26:28.841								
15	2	1:35.088	21.083	28.448	45.557	266.7	28:03.929								
16	2	1:35.571	21.143	29.076	45.352	268.0	29:39.500								
17	2	1:35.079	21.160	28.757	45.162	268.0	31:14.579								
18	2	1:35.681	21.189	29.081	45.411	270.0	32:50.260								
19	2	1:35.754	21.159	29.299	45.296	268.0	34:26.014								
20	2	1:35.791	21.036	28.641	46.114	269.3	36:01.805								
21	2	1:40.864B	20.976	28.749	51.139	270.0	37:42.669								
22	3	3:03.400	1:48.046	29.386	45.968	150.4	40:46.069								
23	3	1:36.495	21.355	29.403	45.737	265.4	42:22.564								
24	3	1:36.288	21.283	28.941	46.064	270.0	43:58.852								
25	3	1:35.353	21.165	28.523	45.665	269.3	45:34.205								
26	3	1:36.708	21.192	28.972	46.544	272.0	47:10.913								
27	3	1:35.361	21.294	28.579	45.488	270.0	48:46.274								
28	3	1:36.300	21.171	29.298	45.831	270.7	50:22.574								
29	3	1:35.180	21.224	28.355	45.601	270.0	51:57.754								
30	3	1:36.290	21.198	29.223	45.869	272.0	53:34.044								
<b>31</b> <b>Lotus</b> <span style="float: right;">Lola B12/80 Coupé - Lotus</span> 1. Thomas Holzer <span style="float: right;">LMP2</span> 2. Mirco Schultis							1	1	1:59.504	37.751	32.935	48.818	145.0	1:59.504	
							2	1	1:37.517	21.775	29.637	46.105	264.1	3:37.021	
							3	1	1:36.463	21.487	29.030	45.946	266.7	5:13.484	
							4	1	1:35.745	21.227	28.902	45.616	267.3	6:49.229	
							5	1	1:44.115B	22.039	30.692	51.384	268.0	8:33.344	
							6	1	5:09.005	3:51.015	31.346	46.644	150.0	13:42.349	
							7	1	1:36.723	21.600	28.886	46.237	266.7	15:19.072	
							8	1	1:35.487	21.232	28.661	45.594	269.3	16:54.559	
							9	1	1:36.566	21.505	28.646	46.415	268.7	18:31.125	
							10	1	1:35.090	21.131	28.488	45.471	268.7	20:06.215	
11	1	1:37.124	21.176	29.844	46.104	272.7	21:43.339								
12	1	1:35.574	21.196	28.563	45.815	267.3	23:18.913								
13	1	1:41.350B	21.106	28.719	51.255	269.3	25:00.263								
14	2	6:11.797	4:52.619	32.117	47.061	145.4	31:12.060								
15	2	1:40.597	21.918	30.124	48.555	266.0	32:52.657								



**FIA WEC**  
**6 Hours of Fuji**  
**Free Practice 3**  
**Sector Analysis**

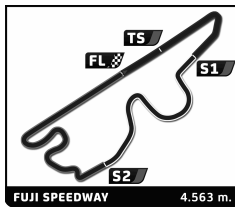
■ Personal Best ■ Session Best B Crossing the finish line in pit lane

Lap	D	Time	Sector 1	Sector 2	Sector 3	T. Spd	Elapsed	Lap	D	Time	Sector 1	Sector 2	Sector 3	T. Spd	Elapsed
16	2	1:38.984	21.705	30.095	47.184	267.3	34:31.641	7	3	3:48.826 B	2:23.551	29.528	55.747	151.3	14:49.998
17	2	1:39.005	21.571	29.994	47.440	267.3	36:10.646	8	1	5:19.267	3:59.426	31.352	48.489	127.4	20:09.265
18	2	1:38.407	21.744	29.803	46.860	268.0	37:49.053	9	1	1:39.898	21.735	30.433	47.730	261.5	21:49.163
19	2	1:39.038	21.582	30.265	47.191	268.7	39:28.091	10	1	2:01.993	22.023	30.185	1:09.785	262.8	23:51.156
20	2	1:39.588	21.668	30.449	47.471	269.3	41:07.679	11	1	1:50.501 B	22.163	30.916	57.422	262.1	25:41.657
21	2	1:38.197	21.712	29.902	46.583	268.0	42:45.876	12	1	4:23.675	3:04.839	30.892	47.944	129.8	30:05.332
22	2	1:46.045 B	21.975	29.911	54.159	268.7	44:31.921	13	1	1:40.617	22.117	30.591	47.909	260.2	31:45.949
23	2	4:45.922	3:26.356	32.294	47.272	144.6	49:17.843	14	1	1:41.228	21.931	31.914	47.383	262.8	33:27.177
24	2	1:37.751	21.618	30.087	46.046	269.3	50:55.594	15	1	1:41.138	21.761	30.494	48.883	262.8	35:08.315
25	2	1:57.316	21.716	29.399	1:06.201	271.4	52:52.910	16	1	1:41.048	22.124	30.903	48.021	254.1	36:49.363
26	2	1:38.148	21.741	29.693	46.714	270.7	54:31.058	17	1	1:48.535 B	22.035	30.645	55.855	262.1	38:37.898
27	2	1:37.261	21.961	29.425	45.875	267.3	56:08.319	18	2	3:17.968	2:04.034	28.743	45.191	147.7	41:55.866
28	2	1:37.467	21.697	29.667	46.103	270.0	57:45.786	19	2	1:37.097	21.463	30.261	45.373	266.0	43:32.963
29	2	1:36.678	21.386	29.268	46.024	270.7	59:22.464	20	2	1:34.927	21.202	28.616	45.109	264.7	45:07.890
30	2	1:36.974	21.455	29.407	46.112	272.7	1:00:59.438	21	2	1:35.231	21.240	28.567	45.424	265.4	46:43.121
<b>32 Lotus</b> Lola B12/80 Coupé - Lotus								<b>44 Starworks Motorsports</b> HPD ARX 03b - Honda							
1. Vitantonio Liuzzi								1. Vicente Potolicchio							
2. James Rossiter								2. Ryan Dalziel							
3. Kevin Weeda								3. Stéphane Sarrazin							
LMP2								LMP2							
1	1	5:22.411	4:01.041	33.466	47.904	119.7	5:22.411	1	1	3:01.099	1:38.955	34.629	47.515	146.9	3:01.099
2	1	1:35.704	21.194	28.994	45.516	273.4	6:58.115	2	1	1:36.067	21.540	29.049	45.478	266.7	4:37.166
3	1	1:34.308	20.886	28.034	45.388	274.8	8:32.423	3	1	1:36.115	21.074	28.943	46.098	269.3	6:13.281
4	1	1:33.514	20.860	27.756	44.898	274.8	10:05.937	4	1	1:34.676	21.171	28.415	45.090	268.0	7:47.957
5	1	1:34.422	21.104	27.913	45.405	275.5	11:40.359	5	1	1:34.457	21.098	28.274	45.085	269.3	9:22.414
6	1	1:36.185	20.974	29.251	45.960	276.9	13:16.544	6	1	1:35.035	21.271	28.329	45.435	272.0	10:57.449
7	1	1:33.946	20.940	27.993	45.013	274.1	14:50.490	7	1	1:37.116	21.732	30.353	45.031	270.0	12:34.565
8	1	1:33.647	20.880	27.838	44.929	273.4	16:24.137	8	1	1:35.708	20.989	29.230	45.489	270.0	14:10.273
9	1	1:34.286	20.763	28.180	45.343	274.1	17:58.423	9	1	1:48.711	34.739	28.737	45.235	268.7	15:58.984
10	1	1:41.946 B	20.837	28.592	52.517	276.2	19:40.369	10	1	1:34.413	21.125	28.259	45.029	267.3	17:33.397
11	3	2:56.843	1:38.258	30.795	47.790	141.2	22:37.212	11	1	1:34.571	21.165	28.154	45.252	268.0	19:07.968
12	3	1:37.513	21.449	29.175	46.889	273.4	24:14.725	12	1	1:43.376 B	21.175	29.289	52.912	273.4	20:51.344
13	3	1:38.501	21.466	29.377	47.658	273.4	25:53.226	13	3	5:18.102	4:04.162	28.787	45.153	143.2	26:09.446
14	3	2:12.723	21.688	57.562	53.473	272.7	28:05.949	14	3	1:34.644	21.080	28.197	45.367	267.3	27:44.090
15	3	1:39.256	21.783	30.710	46.763	269.3	29:45.205	15	3	1:37.260	21.082	28.752	47.426	269.3	29:21.350
16	3	1:38.320	21.477	29.713	47.130	272.7	31:23.525	16	3	1:34.169	21.205	28.072	44.892	268.7	30:55.519
17	3	1:38.690	21.447	30.416	46.827	273.4	33:02.215	17	3	1:40.189 B	21.197	28.245	50.747	269.3	32:35.708
18	3	1:38.171	21.765	29.785	46.621	273.4	34:40.386	18	3	4:51.393	3:37.416	28.939	45.038	148.1	37:27.101
19	3	1:53.989	34.900	31.653	47.436	276.9	36:34.375	19	3	1:33.988	21.162	27.994	44.832	269.3	39:01.089
20	3	1:55.980 B	21.927	29.967	1:04.086	277.6	38:30.355	20	3	1:39.760 B	21.397	28.367	49.996	271.4	40:40.849
21	1	7:58.372	6:39.462	31.794	47.116	124.9	46:28.727	21	3	6:12.913	4:56.262	29.330	47.321	146.9	46:53.762
22	1	1:33.240	20.777	27.787	44.676	276.2	48:01.967	22	3	1:33.011	20.778	27.810	44.423	270.7	48:26.773
23	1	1:39.315	20.799	31.402	47.114	276.9	49:41.282	23	3	1:33.031	21.065	27.699	44.267	273.4	49:59.804
24	1	1:33.072	20.687	27.597	44.788	276.9	51:14.354	24	3	1:32.673	20.772	27.605	44.296	270.0	51:32.477
25	1	1:37.448	20.563	29.571	47.314	279.8	52:51.802	25	3	1:40.661 B	20.896	29.344	50.421	275.5	53:13.138
26	1	1:33.922	20.722	27.964	45.236	278.4	54:25.724	26	3	3:55.607	2:37.852	28.230	49.525	145.6	57:08.745
27	1	1:36.865	20.667	28.191	48.007	279.1	56:02.589	27	3	1:33.295	20.838	28.025	44.432	269.3	58:42.040
28	1	1:32.891	20.651	27.495	44.745	278.4	57:35.480	28	3	1:33.847	20.917	27.932	44.998	271.4	1:00:15.887
29	1	1:46.303	20.668	33.411	52.224	281.2	59:21.783	<b>49 Pecom Racing</b> Oreca 03 - Nissan							
30	1	1:33.412	20.808	27.820	44.784	277.6	1:00:55.195	1. Luis Perez Companc							
<b>41 Greaves Motorsport</b> Zytek Z11SN - Nissan								3. Pierre Kaffer							
1. Christian Zuegel								2. Nicolas Minassian							
2. Ricardo Gonzalez								LMP2							
1	3	2:52.776	1:33.893	31.210	47.673	130.1	2:52.776								
2	3	1:38.744	21.770	28.920	48.054	262.1	4:31.520								
3	3	1:35.808	21.376	28.926	45.506	266.0	6:07.328								
4	3	1:35.007	21.168	28.565	45.274	263.4	7:42.335								
5	3	1:35.454	21.215	28.921	45.318	264.7	9:17.789								
6	3	1:43.383 B	21.153	30.068	52.162	264.1	11:01.172								



**FIA WEC**  
**6 Hours of Fuji**  
**Free Practice 3**  
**Sector Analysis**

Lap	D	Time	Sector 1	Sector 2	Sector 3	T. Spd	Elapsed	Lap	D	Time	Sector 1	Sector 2	Sector 3	T. Spd	Elapsed
1	2	2:20.709	1:03.233	30.340	47.136	147.9	2:20.709	25	3	1:43.110	22.322	31.647	49.141	262.8	56:39.925
2	2	1:36.876	21.370	29.052	46.454	271.4	3:57.585	26	3	1:42.822	22.406	31.723	48.693	260.2	58:22.747
3	2	1:36.251	21.342	29.008	45.901	272.7	5:33.836	27	3	1:42.430	22.358	31.717	48.355	255.9	1:00:05.177
4	2	1:44.255 <b>B</b>	21.343	30.256	52.656	274.1	7:18.091	<div style="border: 1px solid black; padding: 5px;"> <b>51</b> <b>AF Corse</b>                      1. Giancarlo Fisichella                      2. Gianmaria Bruni                      Ferrari F458 Italia                      LMGTE Pro                 </div>							
5	2	4:32.728	3:10.418	32.182	50.128	149.2	11:50.819	1	1	2:04.703	40.455	34.404	49.844	136.4	2:04.703
6	2	1:34.046	20.915	28.632	44.499	271.4	13:24.865	2	1	1:43.844	22.507	32.451	48.886	255.9	3:48.547
7	2	1:34.778	20.919	28.016	45.843	274.1	14:59.643	3	1	1:43.120	22.382	31.993	48.745	260.2	5:31.667
8	2	1:33.108	20.757	27.951	44.400	271.4	16:32.751	4	1	1:42.896	22.280	31.935	48.681	264.1	7:14.563
9	2	1:40.404 <b>B</b>	20.785	28.280	51.339	272.7	18:13.155	5	1	1:42.617	22.270	31.902	48.445	262.8	8:57.180
10	2	5:26.521	4:09.450	29.060	48.011	112.9	23:39.676	6	1	1:48.947 <b>B</b>	22.487	31.785	54.675	262.1	10:46.127
11	2	1:33.461	20.934	28.026	44.501	271.4	25:13.137	7	1	7:00.029	5:38.761	32.476	48.792	139.5	17:46.156
12	2	1:36.334	22.013	28.585	45.736	273.4	26:49.471	8	1	1:44.724	24.068	32.101	48.555	260.2	19:30.880
13	2	1:33.513	20.786	27.948	44.779	272.7	28:22.984	9	1	1:42.787	22.531	31.996	48.260	260.9	21:13.667
14	2	1:41.427 <b>B</b>	20.918	28.020	52.489	271.4	30:04.411	10	1	1:42.323	22.332	31.713	48.278	260.9	22:55.990
15	1	5:22.430	4:05.476	30.837	46.117	109.4	35:26.841	11	1	1:42.401	22.263	31.674	48.464	262.1	24:38.391
16	1	1:35.675	21.096	28.766	45.813	271.4	37:02.516	12	1	1:43.295	22.452	32.407	48.436	262.1	26:21.686
17	1	1:35.459	21.001	28.774	45.684	272.7	38:37.975	13	1	1:48.364	23.998	32.753	51.613	262.1	28:10.050
18	1	1:35.382	21.058	28.766	45.558	272.7	40:13.357	14	1	1:42.702	22.501	31.724	48.477	260.2	29:52.752
19	1	1:35.010	20.990	28.433	45.587	275.5	41:48.367	15	1	1:48.639 <b>B</b>	22.358	32.103	54.178	260.2	31:41.391
20	1	1:35.157	21.049	28.578	45.530	273.4	43:23.524	16	2	3:07.996	1:47.376	32.186	48.434	135.7	34:49.387
21	1	1:35.947	21.079	28.876	45.992	274.8	44:59.471	17	2	1:42.454	22.327	31.613	48.514	260.9	36:31.841
22	1	1:36.221	21.598	28.836	45.787	273.4	46:35.692	18	2	1:41.908	22.201	31.419	48.288	264.7	38:13.749
23	1	1:46.649 <b>B</b>	21.212	29.810	55.627	274.1	48:22.341	19	2	1:42.449	22.219	31.361	48.869	264.7	39:56.198
24	3	2:57.732	1:42.074	30.138	45.520	130.3	51:20.073	20	2	1:42.180	22.238	31.287	48.655	266.7	41:38.378
25	3	1:36.237	20.999	28.821	46.417	274.1	52:56.310	21	2	1:41.762	22.311	31.220	48.231	263.4	43:20.140
26	3	1:34.947	21.154	28.464	45.329	274.1	54:31.257	22	2	1:49.289 <b>B</b>	22.325	31.575	55.389	263.4	45:09.429
27	3	1:35.048	21.284	28.363	45.401	274.8	56:06.305	23	2	3:09.257	1:46.319	33.577	49.361	132.5	48:18.686
28	3	1:35.222	21.336	28.633	45.253	275.5	57:41.527	24	2	1:41.723	22.362	31.373	47.988	262.1	50:00.409
29	3	1:34.503	21.019	28.247	45.237	274.1	59:16.030	25	2	1:41.896	22.586	31.359	47.951	264.1	51:42.305
30	3	1:34.592	21.156	28.208	45.228	273.4	1:00:50.622	26	2	1:47.031	22.154	31.357	53.520	263.4	53:29.336
<div style="border: 1px solid black; padding: 5px;"> <b>50</b> <b>Larbre Competition</b>                      1. Patrick Bornhauser                      2. Julien Canal                      Chevrolet Corvette C6-ZR1                      LMGTE Am                 </div>								<div style="border: 1px solid black; padding: 5px;"> <b>55</b> <b>JWA-Avila</b>                      1. Joël Camathias                      2. Kenji Kobayashi                      3. Paul Daniels                      Porsche 911 RSR (997)                      LMGTE Am                 </div>							
1	2	2:38.882 <b>B</b>	54.348	38.985	1:05.549	118.0	2:38.882	1	3	2:44.738	1:14.931	35.385	54.422	135.8	2:44.738
2	2	3:44.587	2:21.204	33.612	49.771	134.3	6:23.469	2	3	1:48.389	23.749	33.930	50.710	211.4	4:33.127
3	2	1:45.283	22.774	32.709	49.800	243.2	8:08.752	3	3	1:47.468	22.955	33.706	50.807	228.8	6:20.595
4	2	1:45.374	22.936	33.230	49.208	237.4	9:54.126	4	3	1:47.322	22.991	33.478	50.853	238.4	8:07.917
5	2	1:43.525	22.325	32.256	48.944	258.4	11:37.651	5	3	1:48.293	23.098	34.203	50.992	233.8	9:56.210
6	2	1:53.197 <b>B</b>	22.548	32.154	58.495	255.9	13:30.848	6	3	1:48.425	22.929	33.772	51.724	241.6	11:44.635
7	2	4:38.479	3:09.085	34.361	55.033	137.9	18:09.327	7	3	1:47.097	22.805	33.644	50.648	253.5	13:31.732
8	2	1:53.971	24.732	37.841	51.398	231.8	20:03.298	8	3	1:56.556 <b>B</b>	23.047	33.340	1:00.169	236.3	15:28.288
9	2	1:43.116	22.444	32.201	48.471	252.9	21:46.414	9	1	3:37.595	2:15.601	32.693	49.301	138.1	19:05.883
10	2	1:41.875	22.239	31.662	47.974	258.4	23:28.289	10	1	1:44.322	22.718	32.322	49.282	252.3	20:50.205
11	2	1:41.604	22.240	31.486	47.878	262.8	25:09.893	11	1	1:49.915 <b>B</b>	22.436	32.365	55.114	257.1	22:40.120
12	2	1:42.318	22.163	31.607	48.548	262.8	26:52.211	12	1	3:22.984	2:01.442	32.232	49.310	138.5	26:03.104
13	2	1:54.951 <b>B</b>	22.279	33.144	59.528	256.5	28:47.162	13	1	1:45.167	22.580	32.864	49.723	257.1	27:48.271
14	1	5:50.137	4:24.893	35.560	49.684	129.5	34:37.299	14	1	1:50.596 <b>B</b>	22.556	32.384	55.656	256.5	29:38.867
15	1	1:43.152	22.409	31.840	48.903	260.2	36:20.451	15	1	4:40.481	3:17.949	33.259	49.273	137.9	34:19.348
16	1	1:43.219	22.548	31.910	48.761	257.8	38:03.670	16	1	1:44.432	22.505	32.410	49.517	259.0	36:03.780
17	1	1:43.706	22.422	32.125	49.159	257.1	39:47.376	17	1	1:51.412 <b>B</b>	22.440	32.193	56.779	259.6	37:55.192
18	1	1:43.352	22.454	31.934	48.964	262.1	41:30.728	18	1	5:51.050	4:28.387	33.248	49.415	136.0	43:46.242
19	1	1:42.981	22.305	31.786	48.890	260.9	43:13.709								
20	1	1:51.846 <b>B</b>	22.681	32.446	56.719	252.3	45:05.555								
21	3	4:39.778	3:16.549	33.887	49.342	139.5	49:45.333								
22	3	1:42.695	22.441	31.759	48.495	261.5	51:28.028								
23	3	1:46.066	22.319	34.002	49.745	264.1	53:14.094								
24	3	1:42.721	22.556	31.743	48.422	260.2	54:56.815								



**FIA WEC**  
**6 Hours of Fuji**  
**Free Practice 3**  
**Sector Analysis**

■ Personal Best ■ Session Best B Crossing the finish line in pit lane

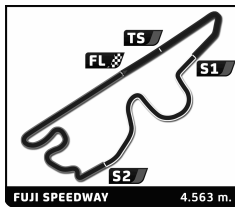
Lap	D	Time	Sector 1	Sector 2	Sector 3	T. Spd	Elapsed	Lap	D	Time	Sector 1	Sector 2	Sector 3	T. Spd	Elapsed
19	1	1:43.569	22.552	32.097	48.920	259.0	45:29.811	16	3	1:46.183	22.899	32.823	50.461	244.9	38:42.660
20	1	1:43.906	22.388	32.135	49.383	260.2	47:13.717	17	3	1:45.721	22.876	32.753	50.092	242.2	40:28.381
21	1	1:43.301	22.454	31.886	48.961	258.4	48:57.018	18	3	1:46.308	23.217	33.014	50.077	259.0	42:14.689
22	1	1:49.088 B	22.383	31.979	54.726	259.6	50:46.106	19	3	1:47.329	23.172	33.880	50.277	242.2	44:02.018
23	2	3:32.523	2:06.921	34.739	50.863	110.2	54:18.629	20	3	1:46.529	23.001	33.109	50.419	236.3	45:48.547
24	2	1:46.776	22.976	33.993	49.807	251.7	56:05.405	21	3	1:46.270	22.845	33.329	50.096	241.6	47:34.817
25	2	1:48.939	23.390	34.928	50.621	251.2	57:54.344	22	3	1:47.467	23.043	33.742	50.682	233.3	49:22.284
26	2	1:45.780	22.766	33.411	49.603	255.3	59:40.124	23	3	1:46.576	22.765	33.190	50.621	249.4	51:08.860
27	2	1:46.199	22.847	33.148	50.204	254.1	1:01:26.323	24	3	1:59.799 B	23.103	33.787	1:02.909	228.3	53:08.659

57		Krohn Racing		3.Michele Rugolo		Ferrari F458 Italia	
		1.Tracy Krohn				LMGTE Am	
		2.Niclas Jönsson					
1	1	2:44.844	1:19.889	34.546	50.409	130.4	2:44.844
2	1	1:46.268	23.285	33.532	49.451	232.3	4:31.112
3	1	1:46.051	22.782	32.871	50.398	259.0	6:17.163
4	1	1:45.211	22.792	33.028	49.391	257.8	8:02.374
5	1	1:44.806	22.669	32.887	49.250	258.4	9:47.180
6	1	1:45.183	22.691	33.206	49.286	254.7	11:32.363
7	1	1:44.377	22.734	32.596	49.047	257.8	13:16.740
8	1	1:44.737	22.636	32.626	49.475	259.0	15:01.477
9	1	1:45.548	22.569	33.681	49.298	260.2	16:47.025
10	1	1:45.126	22.692	32.776	49.658	259.0	18:32.151
11	1	1:44.664	22.878	32.696	49.090	259.0	20:16.815
12	1	1:47.301	22.589	32.687	52.025	260.2	22:04.116
13	1	1:55.090 B	22.646	32.711	59.733	260.2	23:59.206
14	3	6:42.826	5:20.448	33.472	48.906	141.9	30:42.032
15	3	1:42.490	22.479	31.533	48.478	259.0	32:24.522
16	3	1:42.269	22.325	31.468	48.476	260.2	34:06.791
17	3	1:41.945	22.376	31.339	48.230	263.4	35:48.736
18	3	1:42.491	22.346	31.639	48.506	262.8	37:31.227
19	3	1:42.282	22.376	31.395	48.511	263.4	39:13.509
20	3	1:42.123	22.277	31.354	48.492	264.7	40:55.632
21	3	1:50.648 B	22.261	32.143	56.244	262.1	42:46.280
22	3	5:17.799	3:56.294	31.707	49.798	142.3	48:04.079
23	3	1:44.872	22.797	31.405	50.670	262.8	49:48.951
24	3	1:42.351	22.341	31.540	48.470	263.4	51:31.302
25	3	1:49.465	23.179	32.886	53.400	264.7	53:20.767
26	3	1:43.026	22.533	31.602	48.891	263.4	55:03.793
27	3	2:10.744 B	22.455	41.652	1:06.637	262.8	57:14.537

71		AF Corse		1.Andrea Bertolini		Ferrari F458 Italia	
		2.Olivier Beretta				LMGTE Pro	
1	2	2:25.795	59.352	35.065	51.378	136.9	2:25.795
2	2	1:45.003	22.866	32.997	49.140	248.3	4:10.798
3	2	1:44.302	22.573	32.741	48.988	258.4	5:55.100
4	2	1:43.118	22.520	32.235	48.363	250.0	7:38.218
5	2	1:43.496	22.491	31.820	49.185	259.6	9:21.714
6	2	1:42.751	22.623	31.715	48.413	260.9	11:04.465
7	2	1:43.101	22.423	31.856	48.822	260.9	12:47.566
8	2	1:53.179 B	24.457	32.762	55.960	261.5	14:40.745
9	2	4:00.946	2:37.597	33.735	49.614	137.4	18:41.691
10	2	1:45.253	22.580	32.470	50.203	258.4	20:26.944
11	2	1:42.842	22.521	31.829	48.492	260.2	22:09.786
12	2	1:44.168	23.662	31.887	48.619	260.9	23:53.954
13	2	1:42.293	22.283	31.780	48.230	261.5	25:36.247
14	2	1:42.616	22.519	31.426	48.671	261.5	27:18.863
15	2	1:49.679 B	22.713	32.008	54.958	260.2	29:08.542
16	1	3:56.540	2:33.853	33.762	48.925	137.6	33:05.082
17	1	1:42.647	22.405	31.703	48.539	259.6	34:47.729
18	1	1:42.482	22.201	31.763	48.518	262.1	36:30.211
19	1	1:42.297	22.293	31.661	48.343	262.1	38:12.508
20	1	1:42.468	22.252	31.528	48.688	262.8	39:54.976
21	1	1:43.914	22.491	31.547	49.876	263.4	41:38.890
22	1	1:52.225 B	22.210	31.691	58.324	265.4	43:31.115
23	1	3:00.283	1:40.204	31.900	48.179	139.5	46:31.398
24	1	1:54.706	22.114	31.332	1:01.260	264.1	48:26.104
25	1	1:42.873	22.999	31.778	48.096	246.6	50:08.977
26	1	1:41.349	22.054	31.121	48.174	264.1	51:50.326
27	1	1:41.421	22.019	31.406	47.996	264.1	53:31.747
28	1	1:41.976	22.267	31.328	48.381	266.0	55:13.723
29	1	1:41.758	22.187	31.324	48.247	264.1	56:55.481
30	1	1:41.927	22.090	31.400	48.437	264.7	58:37.408
31	1	1:42.203	22.170	31.294	48.739	265.4	1:00:19.611

70		Larbre Competition		3.Pascal Gibon		Chevrolet Corvette C6-ZR1	
		1.Jean-Philippe Belloc				LMGTE Am	
		2.Christophe Bourret					
1	1	2:56.371 B	1:11.755	37.923	1:06.693	94.6	2:56.371
2	1	4:23.180	2:58.895	34.718	49.567	135.8	7:19.551
3	1	1:44.039	22.653	32.211	49.175	239.5	9:03.590
4	1	1:44.077	23.098	32.160	48.819	205.3	10:47.667
5	1	1:43.494	22.455	31.999	49.040	259.0	12:31.161
6	1	1:52.920 B	22.385	32.354	58.181	257.8	14:24.081
7	1	3:27.199	2:04.967	33.124	49.108	121.6	17:51.280
8	1	1:42.337	22.432	31.655	48.250	247.7	19:33.617
9	1	1:41.987	22.367	31.523	48.097	245.5	21:15.604
10	1	1:41.746	22.086	31.448	48.212	255.9	22:57.350
11	1	1:42.061	22.093	31.691	48.277	266.7	24:39.411
12	1	1:55.512 B	22.612	31.961	1:00.939	226.4	26:34.923
13	3	6:46.090	5:19.045	35.977	51.068	118.7	33:21.013
14	3	1:47.231	22.854	33.431	50.946	251.7	35:08.244
15	3	1:48.233	23.369	34.519	50.345	208.5	36:56.477

77		Team Felbermayr-Proton		1.Marc Lieb		Porsche 911 RSR (997)	
		2.Richard Lietz				LMGTE Pro	
1	1	2:15.149	54.085	32.542	48.522	135.8	2:15.149
2	1	1:42.621	22.502	31.535	48.584	246.6	3:57.770
3	1	1:41.770	22.242	31.363	48.165	260.9	5:39.540
4	1	1:41.640	22.225	31.311	48.104	265.4	7:21.180
5	1	1:42.336	22.205	31.375	48.756	264.7	9:03.516
6	1	1:41.575	22.257	31.336	47.982	263.4	10:45.091
7	1	1:47.801 B	22.309	31.611	53.881	259.6	12:32.892
8	1	4:30.911	3:09.738	32.040	49.133	129.7	17:03.803
9	1	1:41.544	22.276	31.297	47.971	262.8	18:45.347
10	1	1:40.803	22.113	31.030	47.660	262.8	20:26.150
11	1	1:40.684	22.009	30.996	47.679	264.7	22:06.834



**FIA WEC**  
**6 Hours of Fuji**  
**Free Practice 3**  
**Sector Analysis**

■ Personal Best ■ Session Best B Crossing the finish line in pit lane

Lap	D	Time	Sector 1	Sector 2	Sector 3	T. Spd	Elapsed	Lap	D	Time	Sector 1	Sector 2	Sector 3	T. Spd	Elapsed
12	1	1:43.424	22.059	31.046	50.319	264.7	23:50.258	4	2	1:43.613	22.972	31.982	48.659	257.1	7:13.355
13	1	1:41.183	22.070	<b>30.983</b>	48.130	263.4	25:31.441	5	2	1:43.073	22.548	31.778	48.747	257.1	8:56.428
14	1	1:49.239B	22.223	31.581	55.435	264.1	27:20.680	6	2	1:45.015	23.557	32.119	49.339	256.5	10:41.443
15	2	4:21.641	2:59.726	32.193	49.722	134.8	31:42.321	7	2	1:49.393B	22.661	32.160	54.572	254.7	12:30.836
16	2	1:41.617	22.331	31.302	47.984	261.5	33:23.938	8	2	3:02.685	1:41.532	32.619	48.534	140.6	15:33.521
17	2	1:43.386	22.398	31.523	49.465	266.7	35:07.324	9	2	1:42.535	22.483	31.707	48.345	257.8	17:16.056
18	2	1:41.895	22.233	31.436	48.226	257.8	36:49.219	10	2	1:43.315	22.415	31.665	49.235	256.5	18:59.371
19	2	1:42.487	22.496	31.832	48.159	261.5	38:31.706	11	2	<b>1:41.987</b>	22.368	<b>31.357</b>	<b>48.262</b>	257.8	20:41.358
20	2	1:41.337	22.108	31.304	47.925	266.0	40:13.043	12	2	1:42.794	22.422	31.423	48.949	258.4	22:24.152
21	2	1:41.302	22.161	31.290	47.851	265.4	41:54.345	13	2	1:42.609	22.472	31.401	48.736	259.0	24:06.761
22	2	1:44.984	22.105	32.901	49.978	266.0	43:39.329	14	2	1:48.983B	22.573	32.296	54.114	258.4	25:55.744
23	2	1:41.525	22.135	31.125	48.265	266.0	45:20.854	15	2	3:09.617	1:48.732	32.090	48.795	140.6	29:05.361
24	2	1:41.321	22.189	31.274	47.858	266.0	47:02.175	16	2	1:42.835	22.594	31.523	48.718	256.5	30:48.196
25	2	1:41.787	22.116	31.484	48.187	266.7	48:43.962	17	2	1:42.525	22.397	31.586	48.542	257.1	32:30.721
26	2	1:41.461	22.226	31.304	47.931	266.7	50:25.423	18	2	1:42.518	22.499	31.619	48.400	259.6	34:13.239
27	2	1:41.179	22.189	31.210	47.780	260.2	52:06.602	19	2	1:42.127	22.374	31.375	48.378	257.1	35:55.366
28	2	1:41.254	22.209	31.115	47.930	268.0	53:47.856	20	2	1:43.689	22.314	32.206	49.169	259.0	37:39.055
29	2	1:41.907	22.167	31.555	48.185	267.3	55:29.763	21	2	1:42.177	22.410	31.468	48.299	258.4	39:21.232
30	2	1:49.748B	22.252	31.721	55.775	268.0	57:19.511	22	2	1:47.350B	22.374	31.444	53.532	259.0	41:08.582

<b>88</b>	<b>Team Felbermayr-Proton</b>		Porsche 911 RSR (997)				
	1. Christian Ried	3. Paolo Ruberti	LMGTE Am				
	2. Gianluca Roda						
1	3	2:12.380	49.173	33.781	49.426	132.4	2:12.380
2	3	1:45.948	22.792	32.645	50.511	243.8	3:58.328
3	3	1:43.420	22.755	32.047	48.618	245.5	5:41.748
4	3	1:43.277	22.486	32.121	48.670	254.7	7:25.025
5	3	1:52.115B	22.593	32.208	57.314	252.9	9:17.140
6	3	3:34.572	2:11.136	32.310	51.126	136.9	12:51.712
7	3	1:42.638	22.591	31.788	48.259	251.7	14:34.350
8	3	1:42.066	22.376	31.732	<b>47.958</b>	256.5	16:16.416
9	3	1:42.157	22.442	31.661	48.054	259.0	17:58.573
10	3	<b>1:42.027</b>	22.329	31.739	47.959	252.9	19:40.600
11	3	1:50.634B	<b>22.312</b>	33.061	55.261	259.6	21:31.234
12	3	5:09.419	3:48.911	32.100	48.408	135.3	26:40.653
13	3	1:42.344	22.399	31.838	48.107	259.0	28:22.997
14	3	1:51.647B	22.545	<b>31.609</b>	57.493	251.2	30:14.644
15	2	3:31.122	2:07.943	33.425	49.754	142.7	33:45.766
16	2	1:44.789	22.723	32.516	49.550	251.2	35:30.555
17	2	1:45.106	22.696	32.756	49.654	247.7	37:15.661
18	2	1:44.129	22.645	32.346	49.138	249.4	38:59.790
19	2	1:44.976	22.753	32.655	49.568	246.0	40:44.766
20	2	1:44.725	22.662	32.679	49.384	256.5	42:29.491
21	2	1:44.500	22.624	32.509	49.367	255.3	44:13.991
22	2	1:49.302	22.628	32.517	54.157	256.5	46:03.293
23	2	1:45.030	22.790	32.615	49.625	256.5	47:48.323
24	2	2:01.472B	22.798	37.612	1:01.062	248.8	49:49.795
25	1	3:19.594	1:55.640	33.565	50.389	137.8	53:09.389
26	1	1:44.555	22.785	32.643	49.127	246.6	54:53.944
27	1	1:45.934	22.796	33.315	49.823	259.0	56:39.878
28	1	1:45.782	23.243	33.053	49.486	226.4	58:25.660
29	1	1:44.792	22.808	32.681	49.303	261.5	1:00:10.452

<b>97</b>	<b>Aston Martin Racing</b>		Aston Martin Vantage V8				
	1. Stefan Mücke		LMGTE Pro				
	2. Darren Turner						
1	2	2:03.081	41.203	32.812	49.066	138.8	2:03.081
2	2	1:43.674	22.565	32.071	49.038	257.8	3:46.755
3	2	1:42.987	22.533	31.780	48.674	259.0	5:29.742