

FIA WEC
6 Hours of Bahrain
Free Practice 1
Sector Analysis

■ Personal Best ■ Session Best B Crossing the finish line in pit lane

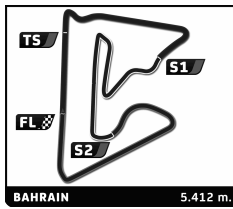
Lap	D	Time	Sector 1	Sector 2	Sector 3	T. Spd	Elapsed	Lap	D	Time	Sector 1	Sector 2	Sector 3	T. Spd	Elapsed
1 Audi Sport Team Joest Audi R18 e-tron quattro 1. Marcel Fässler 3. Benoit Tréluyer LMP1 2. André Lotterer								29 1 1:54.341 36.421 41.822 36.098 263.0 1:02:37.479 30 1 1:53.879 36.285 41.207 36.387 268.9 1:04:31.358 31 1 1:52.561 35.952 41.390 35.219 270.9 1:06:23.919 32 1 1:53.629 36.548 42.034 35.047 268.2 1:08:17.548 33 1 1:53.867 37.056 41.620 35.191 236.1 1:10:11.415 34 1 1:53.327 36.371 41.744 35.212 266.9 1:12:04.742 35 1 1:53.280 36.095 41.863 35.322 271.6 1:13:58.022 36 1 1:51.994 35.783 41.442 34.769 272.9 1:15:50.016 37 1 1:53.733 36.503 41.917 35.313 266.9 1:17:43.749 38 1 1:58.448B 36.982 41.678 39.788 265.6 1:19:42.197 39 1 2:46.960 1:30.361 42.168 34.431 178.8 1:22:29.157 40 1 1:52.027 36.029 40.600 35.398 244.6 1:24:21.184 41 1 1:51.828 35.134 40.552 36.142 271.6 1:26:13.012 42 1 1:51.206 35.552 41.226 34.428 274.3 1:28:04.218 43 1 1:48.933 34.707 40.108 34.118 276.4 1:29:53.151 44 1 1:51.860 35.662 41.713 34.485 274.3 1:31:45.011							
2 Audi Sport Team Joest Audi R18 e-tron quattro 1. Tom Kristensen LMP1 2. Allan McNish								7 Toyota Racing Toyota TS030 - Hybrid 1. Alexander Wurz LMP1 2. Nicolas Lapierre							
1	2	2:03.410	45.840	42.442	35.128	165.7	2:03.410	1	1	2:06.907B	45.453	41.940	39.514	157.3	2:06.907
2	2	1:55.972B	35.911	40.656	39.405	261.1	3:59.382	2	1	8:11.066	6:57.090	39.939	34.037	173.7	10:17.973
3	2	6:11.010	4:54.585	41.227	35.198	170.6	10:10.392	3	1	1:49.182	35.313	40.191	33.678	267.6	12:07.155
4	2	1:50.756	35.305	40.728	34.723	258.0	12:01.148	4	1	1:49.878	35.828	39.946	34.104	270.9	13:57.033
5	2	1:51.739	35.243	41.498	34.998	239.2	13:52.887	5	1	1:48.818	35.206	39.719	33.893	268.9	15:45.851
6	2	1:50.079	35.379	40.535	34.165	266.2	15:42.966	6	1	1:48.727			33.764	270.9	17:34.578
7	2	1:50.669	35.706	40.523	34.440	253.2	17:33.635	7	1	1:49.871	34.994	40.369	34.508	271.6	19:24.449
8	2	1:51.660	35.354	41.460	34.846	266.2	19:25.295	8	1	1:48.300	34.962	39.608	33.730	270.2	21:12.749
9	2	1:51.175	35.297	40.778	35.100	272.3	21:16.470	9	1	1:55.501B	35.290	41.486	38.725	270.2	23:08.250
10	2	1:51.703	35.423	41.154	35.126	277.8	23:08.173	10	1	9:21.150	8:06.559	39.983	34.608	174.2	32:29.400
11	2	1:51.527	35.303	42.095	34.129	276.4	24:59.700	11	1	1:49.945			33.923	270.2	34:19.345
12	2	1:51.254	36.018	40.937	34.299	272.9	26:50.954	12	1	1:50.884	35.414	41.362	34.108	272.9	36:10.229
13	2	1:50.827	35.336	40.617	34.874	274.3	28:41.781	13	1	1:48.654	34.992	39.849	33.813	272.9	37:58.883
14	2	1:51.349	35.877	40.965	34.507	272.9	30:33.130	14	1	1:57.513B	35.399	43.062	39.052	273.6	39:56.396
15	2	1:51.705	35.493	41.982	34.230	261.7	32:24.835	15	1	3:04.690	1:50.363	39.867	34.460	179.1	43:01.086
16	2	1:57.127B	35.735	42.397	38.995	268.2	34:21.962	16	1	1:50.197			33.829	273.6	44:51.283
17	1	45:10.442	...	41.978	35.793	150.9	1:19:32.404	17	1	1:48.224	34.550	40.064	33.610	272.9	46:39.507
18	1	1:49.707	35.507	40.331	33.869	270.2	1:21:22.111	18	1	1:47.727			33.701	272.3	48:27.234
19	1	1:53.307	35.623	43.315	34.369	274.3	1:23:15.418	19	1	1:54.225B	35.858	40.130	38.237	268.9	50:21.459
20	1	1:49.807	35.314	40.589	33.904	276.4	1:25:05.225	20	1	3:19.792	2:06.393	39.841	33.558	177.1	53:41.251
21	1	1:49.935	35.114	40.230	34.591	278.6	1:26:55.160	21	1	1:47.832	34.622	39.258	33.952	270.9	55:29.083
22	1	1:49.181	35.120	40.186	33.875	279.3	1:28:44.341	22	1	1:49.435	34.816	39.672	34.947	272.3	57:18.518
23	1	1:49.947	34.994	40.882	34.071	280.0	1:30:34.288	23	1	1:48.486	35.394	39.492	33.600	274.3	59:07.004
1	2	2:05.459	47.974	42.626	34.859	160.5	2:05.459	24	1	1:57.660B	35.447	42.522	39.691	272.9	1:01:04.664
2	2	1:50.749	36.101	40.507	34.141	231.0	3:56.208	25	2	8:44.353	7:27.549	42.164	34.640	166.7	1:09:49.017
3	2	1:49.271	35.093	39.942	34.236	246.3	5:45.479	26	2	1:52.324			34.816	234.0	1:11:41.341
4	2	1:52.163	35.522	41.752	34.889	258.0	7:37.642	27	2	1:50.749			34.391	269.6	1:13:32.090
5	2	1:49.706	35.246	40.214	34.246	267.6	9:27.348	28	2	1:49.809	35.232	40.017	34.560	270.9	1:15:21.899
6	2	1:51.715	35.140	42.762	33.813	271.6	11:19.063	29	2	1:50.348	35.358	41.075	33.915	270.9	1:17:12.247
7	2	1:49.133	34.755	40.077	34.301	274.3	13:08.196	30	2	1:50.996	36.448	40.424	34.124	259.2	1:19:03.243
8	2	1:49.388	34.644	40.075	34.669	276.4	14:57.584	31	2	1:51.426	36.295	41.059	34.072	265.6	1:20:54.669
9	2	1:49.740	34.940	40.758	34.042	274.3	16:47.324	32	2	1:49.868	35.352	40.623	33.893	272.3	1:22:44.537
10	2	1:48.720	34.855	39.904	33.961	277.8	18:36.044	33	2	1:48.696	35.119	39.821	33.756	272.9	1:24:33.233
11	2	1:50.705	35.966	40.499	34.240	277.8	20:26.749	34	2	1:49.896	35.459	40.033	34.404	275.0	1:26:23.129
12	2	1:49.709	35.118	40.291	34.300	276.4	22:16.458	35	2	1:50.853	35.028	41.801	34.024	273.6	1:28:13.982
13	2	1:49.416	35.222	40.174	34.020	273.6	24:05.874	36	2	1:51.479	35.793	41.653	34.033	272.9	1:30:05.461
14	2	1:48.966	34.868	40.151	33.947	277.8	25:54.840								
15	2	1:55.669B	35.092	40.819	39.758	277.8	27:50.509								
16	2	5:38.756	4:23.730	40.331	34.695	187.8	33:29.265								
17	2	1:52.790	35.995	41.578	35.217	272.3	35:22.055								
18	2	1:51.173	35.274	41.706	34.193	275.7	37:13.228								
19	2	1:49.410	35.004	40.323	34.083	277.1	39:02.638								
20	2	1:51.051	35.384	40.321	35.346	275.7	40:53.689								
21	2	1:50.235	35.428	40.465	34.342	276.4	42:43.924								
22	2	1:50.108	35.116	40.578	34.414	276.4	44:34.032								
23	2	1:52.957	35.606	40.943	36.408	275.7	46:26.989								
24	2	1:50.788	35.042	40.580	35.166	276.4	48:17.777								
25	2	1:50.901	35.493	41.047	34.361	277.1	50:08.678								
26	2	1:50.718	35.431	40.687	34.600	275.7	51:59.396								
27	2	1:54.792B	35.548	40.708	38.536	277.8	53:54.188								
28	1	6:48.950	5:29.304	43.752	35.894	149.9	1:00:43.138								



FIA WEC
6 Hours of Bahrain
Free Practice 1
Sector Analysis

■ Personal Best ■ Session Best B Crossing the finish line in pit lane

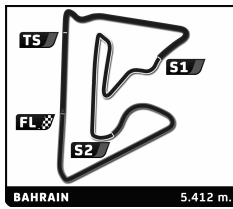
Lap	D	Time	Sector 1	Sector 2	Sector 3	T. Spd	Elapsed	Lap	D	Time	Sector 1	Sector 2	Sector 3	T. Spd	Elapsed
12 Rebellion Racing Lola B12/60 Coupé - Toyota LMP1 1.Nicolas Prost 2.Neel Jani								23 2 1:56.560 36.878 42.630 37.052 244.1 1:18:31.410							
1	2	3:34.152 B	2:02.775	47.241	44.136	123.4	3:34.152	24	2	1:55.382	36.801	42.760	35.821	249.1	1:20:26.792
2	2	7:32.694	6:15.909	42.068	34.717	153.1	11:06.846	25	2	1:55.410	36.413	42.558	36.439	255.0	1:22:22.202
3	2	1:50.015	35.573	40.087	34.355	270.9	12:56.861	26	2	1:55.073	36.704	42.438	35.931	256.2	1:24:17.275
4	2	1:51.772	35.493	41.238	35.041	270.2	14:48.633	27	2	1:57.768	36.585	44.799	36.384	258.0	1:26:15.043
5	2	1:50.477	35.447	40.505	34.525	271.6	16:39.110	28	2	1:57.223	37.232	42.572	37.419	257.4	1:28:12.266
6	2	1:51.179	35.410	40.661	35.108	270.2	18:30.289	29	2	1:56.192	37.322	43.208	35.662	258.6	1:30:08.458
7	2	1:56.778 B	35.737	40.327	40.714	265.6	20:27.067								
8	1	7:08.900	5:47.569	43.159	38.172	163.9	27:35.967								
9	1	1:54.294	36.667	42.152	35.475	249.7	29:30.261								
10	1	1:53.744	36.039	42.203	35.502	268.2	31:24.005								
11	1	1:52.947	36.080	41.301	35.566	268.2	33:16.952								
12	1	1:57.416 B	35.579	41.415	40.422	268.9	35:14.368								
13	1	6:28.922	5:12.191	41.906	34.825	178.8	41:43.290								
14	1	1:51.812	35.628	40.884	35.300	268.9	43:35.102								
15	1	1:54.202	36.293	41.040	36.869	270.2	45:29.304								
16	1	1:52.591	35.598	42.015	34.978	270.9	47:21.895								
17	1	1:53.181	36.286	41.781	35.114	272.3	49:15.076								
18	1	1:53.279	35.982	41.991	35.306	271.6	51:08.355								
19	1	1:54.923	36.040	42.265	36.618	271.6	53:03.278								
20	1	1:54.013	35.870	41.631	36.512	268.9	54:57.291								
21	1	2:00.469 B	35.942	41.265	43.262	270.2	56:57.760								
22	2	20:54.358	...	42.398	35.950	166.2	1:17:52.118								
23	2	1:51.784	36.056	40.941	34.787	268.2	1:19:43.902								
24	2	1:53.366	36.071	42.254	35.041	270.9	1:21:37.268								
25	2	1:54.719	35.953	43.717	35.049	270.2	1:23:31.987								
26	2	1:51.475	35.712	40.768	34.995	270.2	1:25:23.462								
27	2	1:50.886	35.619	40.619	34.648	270.9	1:27:14.348								
28	2	1:53.017	35.648	41.891	35.478	272.3	1:29:07.365								
29	2	1:53.109	35.910	41.450	35.749	271.6	1:31:00.474								
21 Strakka Racing HPD ARX 03a - Honda LMP1 1.Nick Leventis 2.Danny Watts								1 2 6:08.938 4:47.499 44.662 36.777 124.4 6:08.938							
2	2	1:53.000	36.687	41.585	34.728	252.6	8:01.938	2	2	1:53.000	36.687	41.585	34.728	252.6	8:01.938
3	2	1:51.490	35.643	40.798	35.049	267.6	9:53.428	3	2	1:51.490	35.643	40.798	35.049	267.6	9:53.428
4	2	1:51.919	35.579	41.414	34.926	268.9	11:45.347	4	2	1:51.919	35.579	41.414	34.926	268.9	11:45.347
5	2	1:51.150	35.676	40.633	34.841	268.9	13:36.497	5	2	1:51.150	35.676	40.633	34.841	268.9	13:36.497
6	2	1:53.056	36.975	41.502	34.579	266.2	15:29.553	6	2	1:53.056	36.975	41.502	34.579	266.2	15:29.553
7	2	1:51.026	35.893	40.528	34.605	270.2	17:20.579	7	2	1:51.026	35.893	40.528	34.605	270.2	17:20.579
8	2	2:06.038 B	35.707	41.278	49.053	268.9	19:26.617	8	2	2:06.038 B	35.707	41.278	49.053	268.9	19:26.617
9	2	3:11.977	1:51.915	44.107	35.955	130.9	22:38.594	9	2	3:11.977	1:51.915	44.107	35.955	130.9	22:38.594
10	2	1:49.897	35.210	40.027	34.660	267.6	24:28.491	10	2	1:49.897	35.210	40.027	34.660	267.6	24:28.491
11	2	1:50.116	35.526	40.155	34.435	268.2	26:18.607	11	2	1:50.116	35.526	40.155	34.435	268.2	26:18.607
12	2	1:49.798	35.442	40.142	34.214	266.9	28:08.405	12	2	1:49.798	35.442	40.142	34.214	266.9	28:08.405
13	2	1:49.823	35.350	40.178	34.295	267.6	29:58.228	13	2	1:49.823	35.350	40.178	34.295	267.6	29:58.228
14	2	2:10.494 B	36.296	42.707	51.491	270.2	32:08.722	14	2	2:10.494 B	36.296	42.707	51.491	270.2	32:08.722
15	3	5:10.366	3:47.030	45.222	38.114	144.1	37:19.088	15	3	5:10.366	3:47.030	45.222	38.114	144.1	37:19.088
16	3	1:54.223	36.596	42.152	35.475	234.5	39:13.311	16	3	1:54.223	36.596	42.152	35.475	234.5	39:13.311
17	3	1:52.379	35.858	41.437	35.084	264.9	41:05.690	17	3	1:52.379	35.858	41.437	35.084	264.9	41:05.690
18	3	1:51.747	36.060	41.013	34.674	267.6	42:57.437	18	3	1:51.747	36.060	41.013	34.674	267.6	42:57.437
19	3	1:51.576	36.029	41.000	34.547	261.7	44:49.013	19	3	1:51.576	36.029	41.000	34.547	261.7	44:49.013
20	3	1:52.360	35.610	41.977	34.773	266.2	46:41.373	20	3	1:52.360	35.610	41.977	34.773	266.2	46:41.373
21	3	1:51.645	35.677	40.952	35.016	263.6	48:33.018	21	3	1:51.645	35.677	40.952	35.016	263.6	48:33.018
22	3	2:00.249 B	37.103	42.610	40.536	268.9	50:33.267	22	3	2:00.249 B	37.103	42.610	40.536	268.9	50:33.267
23	3	6:01.249	4:44.804	41.664	34.781	167.2	56:34.516	23	3	6:01.249	4:44.804	41.664	34.781	167.2	56:34.516
24	3	1:51.063	35.787	40.543	34.733	267.6	58:25.579	24	3	1:51.063	35.787	40.543	34.733	267.6	58:25.579
25	3	1:51.208	35.746	40.935	34.527	267.6	1:00:16.787	25	3	1:51.208	35.746	40.935	34.527	267.6	1:00:16.787
26	3	1:51.233	35.662	40.900	34.671	267.6	1:02:08.020	26	3	1:51.233	35.662	40.900	34.671	267.6	1:02:08.020
27	3	1:52.551	35.862	42.220	34.469	268.2	1:04:00.571	27	3	1:52.551	35.862	42.220	34.469	268.2	1:04:00.571
28	3	1:57.814 B	36.288	40.794	40.732	268.9	1:05:58.385	28	3	1:57.814 B	36.288	40.794	40.732	268.9	1:05:58.385
29	1	5:09.229	3:45.884	45.320	38.025	143.0	1:11:07.614	29	1	5:09.229	3:45.884	45.320	38.025	143.0	1:11:07.614
30	1	1:58.797	37.673	43.654	37.470	260.5	1:13:06.411	30	1	1:58.797	37.673	43.654	37.470	260.5	1:13:06.411
31	1	1:59.471	37.773	43.968	37.730	265.6	1:15:05.882	31	1	1:59.471	37.773	43.968	37.730	265.6	1:15:05.882
32	1	1:58.094	37.573	43.686	36.835	259.2	1:17:03.976	32	1	1:58.094	37.573	43.686	36.835	259.2	1:17:03.976
33	1	1:58.566	37.576	44.678	36.312	264.9	1:19:02.542	33	1	1:58.566	37.576	44.678	36.312	264.9	1:19:02.542
34	1	2:04.937 B	38.102	43.607	43.228	262.4	1:21:07.479	34	1	2:04.937 B	38.102	43.607	43.228	262.4	1:21:07.479
35	1	3:08.032	1:48.021	43.206	36.805	132.1	1:24:15.511	35	1	3:08.032	1:48.021	43.206	36.805	132.1	1:24:15.511
36	1	1:57.229	37.323	43.118	36.788	260.5	1:26:12.740	36	1	1:57.229	37.323	43.118	36.788	260.5	1:26:12.740
37	1	1:54.678	36.897	42.332	35.449	266.2	1:28:07.418	37	1	1:54.678	36.897	42.332	35.449	266.2	1:28:07.418
38	1	1:54.400	36.671	42.130	35.599	268.9	1:30:01.818	38	1	1:54.400	36.671	42.130	35.599	268.9	1:30:01.818
22 JRM HPD ARX 03a - Honda LMP1 1.David Brabham 2.Karun Chandhok								1 3 3:03.642 B 1:28.597 48.837 46.208 153.3 3:03.642							
2	3	7:26.586	6:08.458	42.360	35.768	123.8	10:30.228	2	3	7:26.586	6:08.458	42.360	35.768	123.8	10:30.228
3	3	1:54.278	35.818	43.142	35.318	272.9	12:24.506	3	3	1:54.278	35.818	43.142	35.318	272.9	12:24.506
4	3	1:53.385	36.133	41.927	35.325	273.6	14:17.891	4	3	1:53.385	36.133	41.927	35.325	273.6	14:17.891
5	3	1:54.079	36.147	41.619	36.313	263.0	16:11.970	5	3	1:54.079	36.147	41.619	36.313	263.0	16:11.970
6	3	1:54.720	36.294	43.113	35.313	2									



FIA WEC
6 Hours of Bahrain
Free Practice 1
Sector Analysis

■ Personal Best ■ Session Best B Crossing the finish line in pit lane

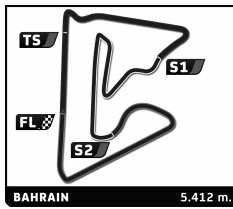
Lap	D	Time	Sector 1	Sector 2	Sector 3	T. Spd	Elapsed	Lap	D	Time	Sector 1	Sector 2	Sector 3	T. Spd	Elapsed
7	3	1:53.540	36.074	42.067	35.399	269.6	20:00.230	30	1	5:09.029	3:46.161	45.222	37.646	113.7	1:12:13.667
8	3	2:02.665B	36.720	43.008	42.937	252.6	22:02.895	31	1	1:59.274	38.308	44.012	36.954	248.5	1:14:12.941
9	3	5:14.881	3:56.259	42.542	36.080	122.6	27:17.776	32	1	1:59.867	38.025	44.249	37.593	256.8	1:16:12.808
10	3	1:51.948	35.627	40.877	35.444	272.3	29:09.724	33	1	1:59.039	38.031	43.510	37.498	256.8	1:18:11.847
11	3	1:58.406	35.724	44.421	38.261	272.3	31:08.130	34	1	2:06.336B	38.061	43.922	44.353	258.0	1:20:18.183
12	3	1:52.047	35.379	41.860	34.808	275.0	33:00.177	35	1	3:17.217	1:55.298	44.846	37.073	174.5	1:23:35.400
13	3	1:53.149	35.661	41.530	35.958	273.6	34:53.326	36	1	1:57.916	37.873	43.142	36.901	259.2	1:25:33.316
14	3	1:51.653	35.598	41.130	34.925	275.7	36:44.979	37	1	2:00.425	39.403	44.354	36.668	230.1	1:27:33.741
15	3	2:04.543B	36.905	43.802	43.836	268.2	38:49.522	38	1	1:58.509	37.857	43.605	37.047	256.8	1:29:32.250
16	1	11:40.476	...	43.649	35.428	155.0	50:29.998	39	1	1:58.135	37.739	43.307	37.089	259.2	1:31:30.385
17	1	1:52.854	36.405	41.411	35.038	264.3	52:22.852	24 Oak Racing Morgan - Nissan 1.Jacques Nicolet 3.Olivier Pla LMP2 2.Matthieu Lahaye							
18	1	1:53.449	36.023	41.857	35.569	270.9	54:16.301	1	3	2:08.746	44.088	47.207	37.451	142.6	2:08.746
19	1	1:53.075	36.162	41.033	35.880	270.9	56:09.376	2	3	1:56.303	37.790	42.311	36.202	251.4	4:05.049
20	1	1:52.551	35.810	41.746	34.995	270.9	58:01.927	3	3	1:55.216	37.468	41.781	35.967	256.8	6:00.265
21	1	1:51.516	35.690	40.903	34.923	272.3	59:53.443	4	3	1:54.810	37.218	41.772	35.820	258.0	7:55.075
22	1	1:52.042	35.503	41.749	34.790	271.6	1:01:45.485	5	3	2:00.136B	37.001	42.190	40.945	258.6	9:55.211
23	1	1:53.881	36.601	42.500	34.780	271.6	1:03:39.366	6	3	6:08.341	4:49.354	42.825	36.162	172.3	16:03.552
24	1	1:59.281B	35.689	42.072	41.520	271.6	1:05:38.647	7	3	1:55.634	37.473	42.000	36.161	256.2	17:59.186
25	2	14:09.061	...	42.904	35.859	132.8	1:19:47.708	8	3	1:55.001	36.810	42.107	36.084	258.6	19:54.187
26	2	1:54.193	37.704	41.371	35.118	269.6	1:21:41.901	9	3	2:05.007B	38.713	44.140	42.154	230.6	21:59.194
27	2	1:52.320	35.964	40.982	35.374	270.2	1:23:34.221	10	3	6:17.566	4:58.548	42.677	36.341	173.1	28:16.760
28	2	1:51.474	35.744	40.822	34.908	271.6	1:25:25.695	11	3	1:55.510	37.047	42.307	36.156	257.4	30:12.270
29	2	1:51.334	35.899	40.852	34.583	271.6	1:27:17.029	12	3	1:56.608	37.033	43.051	36.524	259.2	32:08.878
30	2	1:52.022	35.745	40.731	35.546	272.3	1:29:09.051	13	3	1:54.860	36.762	42.129	35.969	259.9	34:03.738
31	2	2:01.833B	35.939	43.022	42.872	272.9	1:31:10.884	14	3	2:03.033B	39.042	43.550	40.441	263.6	36:06.771
23 Signatech Nissan Oreca 03 - Nissan 1.Franck Mailleux 3.Jordan Tresson LMP2 2.Olivier Lombard								15	3	4:00.014	2:37.894	45.941	36.179	175.3	40:06.785
1	2	2:55.139B	1:07.283	55.451	52.405	112.5	2:55.139	16	3	1:57.280	36.883	44.235	36.162	265.6	42:04.065
2	2	5:46.307	4:24.166	44.811	37.330	164.4	8:41.446	17	3	1:55.598	36.873	42.754	35.971	264.3	43:59.663
3	2	1:58.452	38.047	43.712	36.693	256.2	10:39.898	18	3	1:55.169	36.646	42.682	35.841	266.2	45:54.832
4	2	1:57.511	37.385	43.347	36.779	257.4	12:37.409	19	3	1:55.405	36.698	42.440	36.267	264.3	47:50.237
5	2	1:56.621	37.358	42.855	36.408	255.6	14:34.030	20	3	2:05.347B	38.263	45.430	41.654	263.0	49:55.584
6	2	1:57.703	38.053	42.998	36.652	256.2	16:31.733	21	1	4:07.840	2:43.050	45.341	39.449	152.8	54:03.424
7	2	1:58.139	37.662	43.602	36.875	257.4	18:29.872	22	1	2:01.199	38.357	44.897	37.945	244.6	56:04.623
8	2	2:02.315B	38.035	43.282	40.998	252.6	20:32.187	23	1	2:00.939	38.402	44.704	37.833	254.4	58:05.562
9	2	5:03.335	3:43.715	43.042	36.578	170.6	25:35.522	24	1	2:00.060	37.879	44.487	37.694	261.7	1:00:05.622
10	2	1:58.463	38.015	43.322	37.126	255.0	27:33.985	25	1	1:59.971	37.968	44.217	37.786	263.6	1:02:05.593
11	2	1:58.528	37.837	43.771	36.920	255.6	29:32.513	26	1	2:00.214	38.064	44.559	37.591	246.8	1:04:05.807
12	2	1:56.590	37.333	42.725	36.532	257.4	31:29.103	27	1	2:03.184	38.886	46.783	37.515	248.5	1:06:08.991
13	2	1:57.555	37.614	43.313	36.628	258.0	33:26.658	28	1	1:59.750	37.937	44.036	37.777	256.8	1:08:08.741
14	2	1:59.665	39.024	44.041	36.600	256.8	35:26.323	29	1	2:00.435	37.654	45.407	37.374	262.4	1:10:09.176
15	2	1:57.130	37.630	43.052	36.448	258.0	37:23.453	30	1	2:00.688	38.770	44.057	37.861	249.7	1:12:09.864
16	2	1:57.017	37.273	43.059	36.685	259.2	39:20.470	31	1	1:58.872	37.803	44.032	37.037	255.6	1:14:08.736
17	2	2:01.693B	37.599	43.320	40.774	258.6	41:22.163	32	1	2:07.521B	38.785	45.013	43.723	252.0	1:16:16.257
18	3	3:40.808	2:16.980	45.500	38.328	153.3	45:02.971	33	2	3:40.960	2:16.595	44.909	39.456	166.2	1:19:57.217
19	3	2:00.572	38.703	44.531	37.338	240.3	47:03.543	34	2	1:59.135	37.800	43.306	38.029	246.3	1:21:56.352
20	3	1:59.411	38.297	44.057	37.057	256.2	49:02.954	35	2	1:57.625	37.736	43.029	36.860	261.1	1:23:53.977
21	3	2:00.490	38.050	43.731	38.709	256.8	51:03.444	36	2	1:57.102	37.310	42.932	36.860	258.6	1:25:51.079
22	3	2:00.674	38.536	44.408	37.730	257.4	53:04.118	37	2	1:57.598	37.405	43.180	37.013	257.4	1:27:48.677
23	3	1:58.568	38.045	43.579	36.944	256.8	55:02.686	38	2	1:57.546	37.347	43.188	37.011	255.6	1:29:46.223
24	3	2:00.298	37.736	45.402	37.160	259.2	57:02.984	39	2	1:56.594	37.258	43.026	36.310	259.9	1:31:42.817
25	3	1:59.246	37.903	44.076	37.267	256.8	59:02.230	25 ADR-Delta Oreca 03 - Nissan 1.John Martin LMP2 2.Tor Graves							
26	3	2:01.173	38.229	44.169	38.775	257.4	1:01:03.403	1	1	2:46.307B	1:07.731	52.521	46.055	118.4	2:46.307
27	3	1:58.399	37.780	43.536	37.083	256.8	1:03:01.802	2	1	5:58.176	4:36.717	44.554	36.905	162.2	8:44.483
28	3	1:58.718	37.808	43.815	37.095	257.4	1:05:00.520								
29	3	2:04.118B	37.963	43.698	42.457	257.4	1:07:04.638								



FIA WEC
6 Hours of Bahrain
Free Practice 1
Sector Analysis

Personal Best Session Best B Crossing the finish line in pit lane

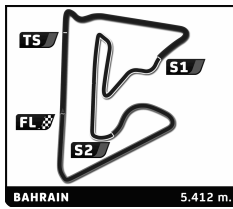
Lap	D	Time	Sector 1	Sector 2	Sector 3	T. Spd	Elapsed	Lap	D	Time	Sector 1	Sector 2	Sector 3	T. Spd	Elapsed
3	1	1:56.924	37.765	43.001	36.158	237.6	10:41.407	24	3	1:58.045	38.209	43.187	36.649	254.4	1:01:34.953
4	1	2:01.750	37.148	45.043	39.559	257.4	12:43.157	25	3	1:58.539	38.101	43.518	36.920	255.6	1:03:33.492
5	1	1:55.888	36.952	42.887	36.049	256.2	14:39.045	26	3	1:59.040	37.875	43.686	37.479	257.4	1:05:32.532
6	1	1:56.675	37.137	43.226	36.312	256.8	16:35.720	27	3	2:04.711 B	38.106	44.103	42.502	254.4	1:07:37.243
7	1	1:56.734	37.376	42.726	36.632	256.2	18:32.454	28	3	5:36.904	4:16.650	43.411	36.843	170.4	1:13:14.147
8	1	1:57.350	37.451	43.256	36.643	256.8	20:29.804	29	3	1:58.448	37.827	43.722	36.899	256.2	1:15:12.595
9	1	2:02.767 B	37.453	43.654	41.660	256.8	22:32.571	30	3	1:58.444	38.236	43.443	36.765	256.8	1:17:11.039
10	1	10:57.424	9:36.806	43.594	37.024	146.4	33:29.995	31	3	2:03.839 B	38.451	43.712	41.676	258.0	1:19:14.878
11	1	1:56.693	37.278	42.898	36.517	255.6	35:26.688	32	1	3:59.279	2:38.477	43.661	37.141	157.7	1:21:14.157
12	1	1:59.660	37.536	43.201	38.923	255.0	37:26.348	33	1	1:57.575	37.708	43.227	36.640	253.8	1:25:11.732
13	1	1:55.556	37.036	42.320	36.200	257.4	39:21.904	34	1	1:57.554	37.559	43.202	36.793	255.6	1:27:09.286
14	1	2:04.686	37.149	42.741	44.796	258.0	41:26.590	35	1	1:59.561	38.499	43.625	37.437	257.4	1:29:08.847
15	1	1:56.488	37.156	42.539	36.793	258.0	43:23.078	36	1	1:57.714	37.706	43.338	36.670	244.1	1:31:06.561
16	1	2:04.900 B	40.197	43.253	41.450	256.8	45:27.978	29 Gulf Racing Middle East Lola B12/80 Coupé - Nissan							
17	1	7:29.416	5:59.237	49.220	40.959	140.5	52:57.394	1 Fabien Giroix		3 Jean-Denis Deletraz		LMP2			
18	1	2:10.400	39.219	53.029	38.152	252.6	55:07.794	2 Keiko Ihara							
19	1	2:13.462 B	41.045	45.885	46.532	256.8	57:21.256	1	3	3:38.094	2:09.324	48.755	40.015	138.2	3:38.094
20	2	3:45.454	2:20.738	46.653	38.063	167.5	1:01:06.710	2	3	2:11.939 B	41.580	45.136	45.223	188.5	5:50.033
21	2	1:59.505	38.204	43.926	37.375	255.0	1:03:06.215	3	3	4:22.983	3:02.209	43.826	36.948	164.9	10:13.016
22	2	1:59.014	37.823	44.099	37.092	256.2	1:05:05.229	4	3	1:58.617	38.235	43.535	36.847	240.3	12:11.633
23	2	1:58.534	37.893	43.614	37.027	256.8	1:07:03.763	5	3	1:57.356	37.925	42.779	36.652	248.0	14:08.989
24	2	1:59.018	37.871	43.810	37.337	256.8	1:09:02.781	6	3	2:00.686	38.319	44.710	37.657	250.3	16:09.675
25	2	2:07.526 B	38.063	43.573	45.890	256.8	1:11:10.307	7	3	2:07.829 B	38.168	44.474	45.187	249.1	18:17.504
26	2	5:13.532	3:48.854	46.362	38.316	151.1	1:16:23.839	8	3	6:41.880	5:20.551	44.421	36.908	160.5	24:59.384
27	2	2:00.378	38.757	43.784	37.837	255.6	1:18:24.217	9	3	2:00.333	38.966	44.084	37.283	255.6	26:59.717
28	2	1:58.725	38.590	43.221	36.914	252.6	1:20:22.942	10	3	1:58.295	38.326	43.129	36.840	252.6	28:58.012
29	2	1:59.095	37.781	42.986	38.328	255.6	1:22:22.037	11	3	2:10.227 B	38.543	45.036	46.648	249.7	31:08.239
30	2	2:02.957	38.013	45.405	39.539	254.4	1:24:24.994	12	2	5:34.676	4:01.376	51.109	42.191	95.7	36:42.915
31	2	1:58.112	37.853	43.155	37.104	255.6	1:26:23.106	13	2	2:06.481	41.394	46.524	38.563	201.4	38:49.396
32	2	1:58.487	37.342	43.643	37.502	257.4	1:28:21.593	14	2	2:04.413	38.893	46.291	39.229	232.5	40:53.809
33	2	2:28.681	37.353	1:12.895	38.433	256.8	1:30:50.274	15	2	2:03.138	38.892	45.281	38.965	232.0	42:56.947
26 Signatech Nissan Oreca 03 - Nissan															
1 Nelson Panciatici							3 Roman Rusinov		LMP2						
2 Pierre Ragues															
1	1	2:52.995 B	1:08.508	54.560	49.927	99.4	2:52.995	16	2	3:01.987 B	1:15.589	54.681	51.717	244.1	45:58.934
2	1	6:49.233	5:29.523	43.089	36.621	148.0	9:42.228	17	2	7:20.694	5:56.090	45.944	38.660	121.2	53:19.628
3	1	1:57.145	37.424	42.966	36.755	250.3	11:39.373	18	2	2:01.065	39.019	44.368	37.678	248.0	55:20.693
4	1	1:55.954	37.140	42.177	36.637	255.0	13:35.327	19	2	2:01.559	38.567	44.061	38.931	255.0	57:22.252
5	1	1:56.511	37.700	42.576	36.235	255.6	15:31.838	20	2	2:01.779	38.808	44.913	38.058	255.6	59:24.031
6	1	1:56.985	37.400	43.130	36.455	256.8	17:28.823	21	2	2:11.898 B	39.167	47.626	45.105	238.7	1:01:35.929
7	1	2:04.215 B	37.288	43.432	43.495	254.4	19:33.038	22	1	4:38.965	3:12.837	46.628	39.500	119.6	1:06:14.894
8	2	8:17.233	6:53.724	45.366	38.143	142.6	27:50.271	23	1	2:01.637	39.251	44.570	37.816	216.3	1:08:16.531
9	2	2:00.710	37.901	45.063	37.746	231.5	29:50.981	24	1	2:02.459	39.425	45.276	37.758	200.7	1:10:18.990
10	2	1:57.571	37.402	43.215	36.954	254.4	31:48.552	25	1	1:59.581	38.084	44.408	37.089	253.8	1:12:18.571
11	2	1:57.882	37.628	43.496	36.758	253.2	33:46.434	26	1	1:58.080	37.669	43.544	36.867	251.4	1:14:16.651
12	2	1:58.165	37.854	42.839	37.472	255.0	35:44.599	27	1	2:20.581 B	43.731	49.189	47.661	230.1	1:16:37.232
13	2	1:58.188	37.735	43.721	36.732	253.8	37:42.787	28	1	3:43.353	2:19.282	47.365	36.706	123.1	1:20:20.585
14	2	1:56.839	37.558	42.562	36.719	254.4	39:39.626	29	1	1:56.264	37.184	42.853	36.227	253.8	1:22:16.849
15	2	1:56.896	37.337	42.856	36.703	255.6	41:36.522	30	1	1:56.781	37.395	42.864	36.522	258.6	1:24:13.630
16	2	1:58.825	38.026	43.824	36.975	255.6	43:35.347	31	1	1:58.802	37.997	44.006	36.799	249.7	1:26:12.432
17	2	1:58.444	37.902	43.964	36.578	256.2	45:33.791	32	1	1:59.181	38.433	43.259	37.489	246.8	1:28:11.613
18	2	1:57.118	37.501	43.060	36.557	254.4	47:30.909	33	1	1:58.889	38.641	43.542	36.706	247.4	1:30:10.502
19	2	2:01.018 B	37.597	42.503	40.918	255.6	49:31.927	31 Lotus Lola B12/80 Coupé - Lotus							
20	3	4:07.422	2:44.578	45.112	37.732	163.2	53:39.349	1 Thomas Holzer		LMP2					
21	3	1:59.050	37.944	44.232	36.874	255.6	55:38.399	2 Luca Moro							
22	3	1:59.609	38.098	43.864	37.647	257.4	57:38.008	1	1	3:01.576 B	1:16.936	52.632	52.008	116.8	3:01.576
23	3	1:58.900	38.074	43.506	37.320	255.0	59:36.908	2	1	6:20.024	4:52.794	48.482	38.748	165.4	9:21.600
								3	1	2:01.462	38.883	45.265	37.314	197.7	11:23.062
								4	1	1:58.234	37.553	43.261	37.420	230.6	13:21.296
								5	1	1:59.111	38.714	43.571	36.826	249.1	15:20.407



FIA WEC
6 Hours of Bahrain
Free Practice 1
Sector Analysis

Personal Best Session Best B Crossing the finish line in pit lane

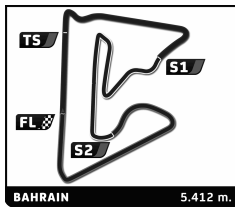
Lap	D	Time	Sector 1	Sector 2	Sector 3	T. Spd	Elapsed	Lap	D	Time	Sector 1	Sector 2	Sector 3	T. Spd	Elapsed
6	1	1:57.217	37.417	42.634	37.166	246.8	17:17.624	4	3	1:54.082	36.610	41.783	35.689	259.9	8:03.876
7	1	2:10.454	B 37.592	42.974	49.888	252.0	19:28.078	5	3	1:54.095	36.590	41.732	35.773	259.2	9:57.971
8	1	11:01.717	9:40.132	44.481	37.104	154.1	30:29.795	6	3	1:55.798	37.121	42.000	36.677	260.5	11:53.769
9	1	1:58.333	37.862	43.651	36.820	213.7	32:28.128	7	3	1:59.287	36.793	43.607	38.887	260.5	13:53.056
10	1	2:03.029	B 37.551	43.207	42.271	254.4	34:31.157	8	3	2:00.186	B 37.297	42.218	40.671	259.9	15:53.242
11	1	5:23.771	4:00.343	46.479	36.949	155.2	39:54.928	9	3	5:03.777	3:45.756	41.801	36.220	173.1	20:57.019
12	1	2:04.181	B 37.861	44.213	42.107	236.1	41:59.109	10	3	1:56.016	37.233	42.220	36.563	257.4	22:53.035
13	1	7:37.614	B 6:12.872	43.194	41.548	167.7	49:36.723	11	3	1:55.614	37.084	42.438	36.092	258.0	24:48.649
14	2	9:58.573	8:19.614	55.491	43.468	133.3	59:35.296	12	3	1:56.652	36.925	43.767	35.960	258.6	26:45.301
15	2	2:07.433	41.100	45.087	41.246	249.7	1:01:42.729	13	3	1:54.747	36.894	41.953	35.900	258.6	28:40.048
16	2	2:16.454	B 39.754	45.538	51.162	226.7	1:03:59.183	14	3	2:01.209	B 38.172	42.234	40.803	261.1	30:41.257
17	2	5:13.642	B 3:33.386	49.507	50.749	127.8	1:09:12.825	15	2	4:47.465	3:23.589	46.832	37.044	134.6	35:28.722
18	2	2:46.688	1:20.344	47.049	39.295	171.5	1:11:59.513	16	2	1:58.466	37.666	43.579	37.221	256.2	37:27.188
19	2	2:03.496	39.164	45.183	39.149	250.8	1:14:03.009	17	2	1:56.726	37.347	42.791	36.588	256.2	39:23.914
20	2	2:09.966	B 39.062	45.339	45.565	243.5	1:16:12.975	18	2	1:56.126	37.209	42.511	36.406	258.0	41:20.040
32 Lotus Lola B12/80 Coupé - Lotus 1. Vitantonio Liuzzi 3. Kevin Weeda LMP2 2. James Rossiter								19 2 1:56.245 36.971 43.157 36.117 258.6 43:16.285							
1	1	2:49.823	B 1:11.459	49.152	49.212	146.6	2:49.823	20	2	1:56.775	37.101	43.412	36.262	259.2	45:13.060
2	1	6:50.863	5:30.501	43.861	36.501	160.8	9:40.686	21	2	1:57.054	37.299	43.312	36.443	258.0	47:10.114
3	1	1:56.395	37.287	42.941	36.167	253.8	11:37.081	22	2	2:01.759	B 37.248	42.160	42.351	255.0	49:11.873
4	1	1:55.961	37.214	42.004	36.743	252.6	13:33.042	23	2	5:10.045	3:50.119	43.915	36.011	138.2	54:21.918
5	1	1:56.072	37.300	42.113	36.659	252.6	15:29.114	24	2	1:56.196	37.025	42.473	36.698	259.2	56:18.114
6	1	2:08.286	B 40.844	44.715	42.727	223.4	17:37.400	25	2	1:56.995	37.239	43.552	36.204	258.0	58:15.109
7	3	8:08.007	6:40.298	47.076	40.633	146.6	25:45.407	26	2	1:55.444	36.927	42.385	36.132	259.2	1:00:10.553
8	3	2:02.293	39.941	44.440	37.912	246.3	27:47.700	27	2	2:01.188	B 37.169	42.348	41.671	257.4	1:02:11.741
9	3	2:04.481	39.613	45.676	39.192	251.4	29:52.181	28	1	3:37.546	2:17.194	43.644	36.708	172.3	1:05:49.287
10	3	2:01.266	38.739	44.138	38.389	252.0	31:53.447	29	1	1:57.512	37.861	43.201	36.450	259.9	1:07:46.799
11	3	2:00.440	38.480	44.227	37.733	250.8	33:53.887	30	1	1:56.602	37.267	42.747	36.588	259.2	1:09:43.401
12	3	2:01.197	38.976	43.713	38.508	252.0	35:55.084	31	1	1:56.913	37.259	42.750	36.904	259.2	1:11:40.314
13	3	2:00.996	38.486	44.454	38.056	251.4	37:56.080	32	1	1:56.685	37.290	43.087	36.308	259.9	1:13:36.999
14	3	2:03.072	38.611	44.883	39.578	251.4	39:59.152	33	1	1:56.339	37.205	42.820	36.314	259.9	1:15:33.338
15	3	2:24.724	38.891	1:06.928	38.905	252.6	42:23.876	34	1	1:57.096	37.108	43.810	36.178	260.5	1:17:30.434
16	3	2:01.839	39.266	44.819	37.754	249.1	44:25.715	35	1	2:01.952	B 37.197	43.851	40.904	260.5	1:19:32.386
17	3	2:04.032	38.869	45.602	39.561	252.6	46:29.747	36	1	4:19.518	2:59.853	43.418	36.247	171.5	1:23:51.904
18	3	2:00.230	38.677	43.993	37.560	251.4	48:29.977	37	1	1:56.523	37.193	42.993	36.337	259.2	1:25:48.427
19	3	2:10.635	B 39.863	45.375	45.397	241.3	50:40.612	38	1	1:56.490	37.457	42.598	36.435	259.9	1:27:44.917
20	2	11:49.325	...	44.037	37.547	172.0	1:02:29.937	39	1	1:56.372	37.144	43.051	36.177	260.5	1:29:41.289
21	2	1:57.289	37.724	43.062	36.503	253.8	1:04:27.226	40	1	2:00.499	B 37.319	42.799	40.381	260.5	1:31:41.788
22	2	1:56.768	37.438	42.815	36.515	256.8	1:06:23.994	41 Greaves Motorsport Zytek Z11SN - Nissan 1. Christian Zuegel 3. Elton Julian LMP2 2. Ricardo Gonzalez							
23	2	1:59.007	37.625	44.331	37.051	259.2	1:08:23.001	1	1	2:58.287	B 1:10.591	54.602	53.094	98.1	2:58.287
24	2	1:57.649	37.469	42.983	37.197	256.8	1:10:20.650	2	1	3:57.984	2:29.560	46.575	41.849	149.9	6:56.271
25	2	1:57.125	37.333	42.911	36.881	255.6	1:12:17.775	3	1	2:05.692	39.943	45.955	39.794	224.3	9:01.963
26	2	2:01.923	B 37.321	42.977	41.625	258.0	1:14:19.698	4	1	2:06.704	39.216	47.575	39.913	232.0	11:08.667
27	3	3:42.010	2:16.115	47.746	38.149	130.9	1:18:01.708	5	1	2:03.981	39.927	45.053	39.001	210.0	13:12.648
28	3	2:02.519	38.818	44.140	39.561	255.6	1:20:04.227	6	1	2:29.481	38.916	1:11.401	39.164	235.1	15:42.129
29	3	2:02.371	40.362	44.278	37.731	203.7	1:22:06.598	7	1	2:05.498	39.874	47.160	38.464	218.9	17:47.627
30	3	2:02.049	38.485	44.552	39.012	255.6	1:24:08.647	8	1	2:04.299	39.120	45.709	39.470	223.9	19:51.926
31	3	2:07.381	41.996	44.868	40.517	255.6	1:26:16.028	9	1	2:03.955	39.594	45.148	39.213	246.8	21:55.881
32	3	2:03.980	40.063	45.541	38.376	234.5	1:28:20.008	10	1	2:08.829	B 39.242	44.871	44.716	232.5	24:04.710
33	3	4:40.120	B 38.420	2:54.850	1:06.850	255.0	1:33:00.128	11	2	4:16.798	2:53.757	44.322	38.719	152.8	28:21.508
35 Oak Racing Morgan - Nissan 1. Bertrand Baguette 3. Alex Brundle LMP2 2. Dominik Kraihamer								12	2	1:59.465	38.144	43.949	37.372	249.7	30:20.973
1	3	2:16.612	54.717	44.812	37.083	163.7	2:16.612	13	2	1:58.595	38.114	43.242	37.239	248.0	32:19.568
2	3	1:58.137	38.619	43.089	36.429	256.8	4:14.749	14	2	1:57.712	38.340	42.644	36.728	250.3	34:17.280
3	3	1:55.045	37.245	41.656	36.144	257.4	6:09.794	15	2	2:00.523	38.475	45.051	36.997	250.8	36:17.803
								16	2	1:57.117	37.968	42.501	36.648	248.5	38:14.920
								17	2	1:57.668	37.763	43.272	36.633	251.4	40:12.588



FIA WEC
6 Hours of Bahrain
Free Practice 1
Sector Analysis

Personal Best Session Best B Crossing the finish line in pit lane

Lap	D	Time	Sector 1	Sector 2	Sector 3	T. Spd	Elapsed	Lap	D	Time	Sector 1	Sector 2	Sector 3	T. Spd	Elapsed							
18	2	1:57.367	37.725	42.545	37.097	250.3	42:09.955															
19	2	1:57.162	37.538	43.094	36.530	249.7	44:07.117															
20	2	2:03.069	B 37.682	42.999	42.388	249.1	46:10.186															
21	3	6:06.409	4:41.812	45.530	39.067	138.6	52:16.595															
22	3	2:00.379	38.767	43.642	37.970	221.6	54:16.974															
23	3	1:59.631	38.135	43.755	37.741	250.3	56:16.605															
24	3	1:58.559	38.122	43.181	37.256	249.1	58:15.164															
25	3	1:58.178	38.234	43.026	36.918	241.9	1:00:13.342															
26	3	1:57.715	38.020	42.801	36.894	248.5	1:02:11.057															
27	3	1:57.973	37.786	43.216	36.971	249.1	1:04:09.030															
28	3	2:07.445	37.759	49.173	40.513	251.4	1:06:16.475															
29	3	2:06.360	39.888	47.545	38.927	246.3	1:08:22.835															
30	3	2:12.401	B 39.610	48.709	44.082	202.2	1:10:35.236															
31	1	4:00.343	2:35.986	46.203	38.154	148.2	1:14:35.579															
32	1	2:02.766	39.177	44.923	38.666	245.2	1:16:38.345															
33	1	2:03.094	39.739	44.941	38.414	242.4	1:18:41.439															
34	1	2:01.380	39.218	44.311	37.851	245.7	1:20:42.819															
35	1	2:21.675	38.775	1:04.880	38.020	243.0	1:23:04.494															
36	1	2:02.198	39.844	44.009	38.345	209.2	1:25:06.692															
37	1	2:01.596	38.633	44.369	38.594	250.3	1:27:08.288															
38	1	2:03.157	39.561	45.066	38.530	245.7	1:29:11.445															
39	1	2:03.961	40.378	45.243	38.340	247.4	1:31:15.406															
44 Starworks Motorsports HPD ARX 03b - Honda LMP2 1.Vicente Potolicchio 3.Stéphane Sarrazin 2.Thomas Kimber-Smith								49 Pecom Racing Oreca 03 - Nissan LMP2 1.Luis Perez Companc 3.Pierre Kaffer 2.Nicolas Minassian														
1	3	2:48.667	B 1:11.445	51.125	46.097	92.7	2:48.667	1	2	2:44.110	1:18.230	46.989	38.891	114.5	2:44.110							
2	3	5:20.695	4:00.383	43.697	36.615	150.7	8:09.362	2	2	1:57.263	37.873	42.906	36.484	244.1	4:41.373							
3	3	1:56.978	37.395	43.448	36.135	231.5	10:06.340	3	2	1:55.477	36.832	42.217	36.428	257.4	6:36.850							
4	3	1:56.188	36.984	42.485	36.719	245.2	12:02.528	4	2	1:56.420	37.240	42.485	36.695	258.0	8:33.270							
5	3	2:04.059	B 37.028	44.086	42.945	252.0	14:06.587	5	2	1:54.905	36.808	42.123	35.974	258.0	10:28.175							
6	3	4:06.775	2:46.793	43.410	36.572	174.2	18:13.362	6	2	1:54.961	36.896	42.077	35.988	259.2	12:23.136							
7	3	1:56.743	37.591	43.027	36.125	255.6	20:10.105	7	2	1:54.442	36.524	41.989	35.929	258.6	14:17.578							
8	3	1:54.614	36.824	41.925	35.865	252.6	22:04.719	8	2	2:01.908	B 37.793	42.556	41.559	253.8	16:19.486							
9	3	2:00.876	B 36.648	42.806	41.422	255.6	24:05.595	9	2	6:13.130	4:53.045	43.289	36.796	166.5	22:32.616							
10	1	8:10.800	6:48.858	44.588	37.354	169.6	32:16.395	10	2	1:57.038	37.007	43.338	36.693	255.6	24:29.654							
11	1	1:59.570	38.440	43.858	37.272	234.5	34:15.965	11	2	1:55.764	36.896	42.549	36.319	256.8	26:25.418							
12	1	2:10.745	B 38.500	44.753	47.492	253.8	36:26.710	12	2	1:55.723	36.861	42.207	36.655	255.6	28:21.141							
13	1	17:05.909	...	43.768	37.198	143.0	53:32.619	13	2	1:59.051	B 36.914	42.600	39.537	256.2	30:20.192							
14	1	1:58.036	38.191	43.165	36.680	243.0	55:30.655	14	2	7:52.089	6:32.901	42.734	36.454	162.5	38:12.281							
15	1	1:57.489	37.836	43.064	36.589	255.6	57:28.144	15	2	1:56.372	37.107	42.939	36.326	258.0	40:08.653							
16	1	1:58.369	37.657	44.173	36.539	254.4	59:26.513	16	2	1:58.239	37.026	43.303	37.910	259.2	42:06.892							
17	1	1:58.098	37.674	43.793	36.631	255.6	1:01:24.611	17	2	2:00.706	B 37.100	42.747	40.859	258.6	44:07.598							
18	1	1:57.744	37.694	43.447	36.603	255.6	1:03:22.355	18	1	7:05.671	5:41.886	45.987	37.798	149.7	51:13.269							
19	1	1:57.512	37.961	43.157	36.394	258.0	1:05:19.867	19	1	2:00.735	39.500	43.468	37.767	256.2	53:14.004							
20	1	1:57.552	37.645	43.179	36.728	255.0	1:07:17.419	20	1	2:00.386	38.304	44.448	37.634	255.6	55:14.390							
21	1	1:56.826	37.919	42.701	36.206	255.6	1:09:14.245	21	1	2:01.047	38.146	44.803	38.098	257.4	57:15.437							
22	1	1:56.811	37.705	42.809	36.297	255.6	1:11:11.056	22	1	2:00.380	38.823	43.712	37.845	255.6	59:15.817							
23	1	2:05.049	B 37.274	42.800	44.975	256.2	1:13:16.105	23	1	2:04.134	B 37.889	43.443	42.802	255.6	1:01:19.951							
24	2	5:07.113	3:43.734	44.477	38.902	126.3	1:18:23.218	24	1	3:27.097	2:05.845	44.099	37.153	164.7	1:04:47.048							
25	2	1:59.439	38.635	43.488	37.316	246.3	1:20:22.657	25	1	1:59.003	37.847	44.175	36.981	256.2	1:06:46.051							
26	2	2:00.129	38.847	43.616	37.666	252.0	1:22:22.786	26	1	1:56.916	37.718	42.587	36.611	256.8	1:08:42.967							
27	2	1:58.142	37.930	43.472	36.740	256.2	1:24:20.928	27	1	1:57.558	37.739	43.143	36.676	257.4	1:10:40.525							
28	2	1:56.774	37.381	43.036	36.357	256.8	1:26:17.702	28	1	1:57.045	37.278	43.059	36.708	258.6	1:12:37.570							
29	2	1:57.329	37.981	42.970	36.378	257.4	1:28:15.031	29	1	2:03.219	B 38.039	43.165	42.015	258.0	1:14:40.789							
30	2	1:56.017	37.231	42.484	36.302	258.0	1:30:11.048	30	3	3:40.388	2:18.422	44.155	37.811	126.1	1:18:21.177							
50 Larbre Competition Chevrolet Corvette C6-ZR1 LMGTE Am 1.Patrick Bornhauser 3.Fernando Rees 2.Julien Canal								1								3	2:47.550	B 1:09.074	50.320	48.156	93.3	2:47.550
								2								3	5:00.514	3:33.021	47.733	39.760	163.4	7:48.064
								3								3	2:05.840	39.718	46.429	39.693	242.4	9:53.904
								4								3	2:06.612	39.528	46.804	40.280	246.3	12:00.516
								5								3	2:06.408	40.057	46.394	39.957	239.2	14:06.924
								6								3	2:14.292	B 40.031	48.030	46.231	248.5	16:21.216
								7								3	6:51.182	5:22.620	47.093	41.469	163.9	23:12.398
								8								3	2:07.165	40.215	47.052	39.898	243.0	25:19.563
								9								3	2:08.772	41.490	47.225	40.057	249.1	27:28.335
								10								3	2:07.255	40.116	46.937	40.202	246.8	29:35.590
								11								3	2:07.473	40.224	46.778	40.471	239.7	31:43.063
								12								3	2:13.821	B 40.761	46.813	46.247	244.1	33:56.884
								13								1	6:59.542	5:28.751	48.777	42.014	127.9	40:56.426
								14								1	2:11.112	41.703	48.236	41.173	222.5	43:07.538
								15								1	2:09.920	41.093	48.032	40.795	229.1	45:17.458



FIA WEC
6 Hours of Bahrain
Free Practice 1
Sector Analysis

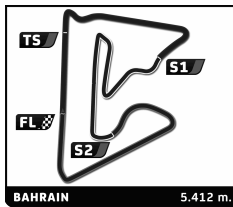
Personal Best Session Best B Crossing the finish line in pit lane

Lap	D	Time	Sector 1	Sector 2	Sector 3	T. Spd	Elapsed	Lap	D	Time	Sector 1	Sector 2	Sector 3	T. Spd	Elapsed
16	1	2:15.226B	41.355	48.138	45.733	212.9	47:32.684								
17	1	3:50.732	2:22.122	47.781	40.829	143.1	51:23.416								
18	1	2:09.512	41.174	47.306	41.032	218.0	53:32.928								
19	1	2:09.232	41.215	47.260	40.757	198.8	55:42.160								
20	1	2:14.280B	40.714	47.014	46.552	229.1	57:56.440								
21	1	3:42.750	2:13.518	48.151	41.081	85.5	1:01:39.190								
22	1	2:07.193	40.519	46.377	40.297	221.1	1:03:46.383								
23	1	2:06.486	40.545	46.109	39.832	201.8	1:05:52.869								
24	1	2:06.467	40.209	46.358	39.900	218.0	1:07:59.336								
25	1	2:12.035B	40.566	46.493	44.976	228.1	1:10:11.371								
26	2	4:39.091	3:06.994	49.385	42.712	152.0	1:14:50.462								
27	2	2:09.435	41.324	47.550	40.561	203.7	1:16:59.897								
28	2	2:09.755	40.855	48.013	40.887	226.7	1:19:09.652								
29	2	2:07.812	40.545	46.904	40.363	227.6	1:21:17.464								
30	2	2:07.831	40.263	47.418	40.150	238.7	1:23:25.295								
31	2	2:07.121	40.087	46.794	40.240	239.7	1:25:32.416								
32	2	2:07.034	40.055	46.872	40.107	237.6	1:27:39.450								
33	2	2:07.134	40.283	46.633	40.218	243.0	1:29:46.584								
34	2	2:08.217	40.254	47.630	40.333	241.9	1:31:54.801								

51		AF Corse		Ferrari F458 Italia		LMGTE Pro	
		1.Giancarlo Fisichella					
		2.Toni Vilander					
1	1	3:00.711	1:31.622	48.662	40.427	149.3	3:00.711
2	1	2:06.232	40.341	46.511	39.380	217.6	5:06.943
3	1	2:04.472	39.564	45.406	39.502	235.6	7:11.415
4	1	2:03.240	39.211	45.172	38.857	238.2	9:14.655
5	1	2:03.925	39.070	45.197	39.658	243.5	11:18.580
6	1	2:04.646	39.174	45.455	40.017	241.3	13:23.226
7	1	2:03.941	39.250	45.538	39.153	246.8	15:27.167
8	1	2:09.124B	39.396	45.785	43.943	240.8	17:36.291
9	1	11:03.020	9:36.297	46.941	39.782	156.6	28:39.311
10	1	2:04.381	39.714	45.477	39.190	243.5	30:43.692
11	1	2:04.472	39.493	45.711	39.268	243.0	32:48.164
12	1	2:05.570	39.857	46.382	39.331	246.8	34:53.734
13	1	2:05.011	39.670	45.884	39.457	239.2	36:58.745
14	1	2:10.235B	40.144	45.979	44.112	231.5	39:08.980
15	1	3:18.843	1:54.063	45.992	38.788	152.8	42:27.823
16	1	2:03.073	39.083	45.043	38.947	241.9	44:30.896
17	1	2:02.542	39.071	44.774	38.697	245.7	46:33.438
18	1	2:02.239	39.010	44.432	38.797	240.8	48:35.677
19	1	2:08.087B	39.204	45.139	43.744	240.3	50:43.764
20	2	4:03.159	2:34.797	48.236	40.126	142.2	54:46.923
21	2	2:06.213	39.972	46.474	39.767	238.2	56:53.136
22	2	2:05.771	40.041	45.946	39.784	233.5	58:58.907
23	2	2:12.190B	39.756	45.699	46.735	220.7	1:01:11.097
24	2	7:04.511	5:38.078	46.604	39.829	149.7	1:08:15.608
25	2	2:08.222	39.751	46.657	41.814	226.2	1:10:23.830
26	2	2:04.236	39.490	45.460	39.286	243.0	1:12:28.066
27	2	2:06.324	41.069	45.624	39.631	245.2	1:14:34.390
28	2	2:03.764	39.321	45.364	39.079	241.9	1:16:38.154
29	2	2:16.129B	41.815	48.996	45.318	247.4	1:18:54.283
30	2	5:36.968	4:03.935	50.537	42.496	138.9	1:24:31.251
31	2	2:03.911	39.432	45.350	39.129	237.1	1:26:35.162
32	2	2:03.935	39.332	45.552	39.051	243.0	1:28:39.097
33	2	2:15.858B	39.407	49.754	46.697	247.4	1:30:54.955

55		JWA-Avila		Porsche 911 RSR (997)		LMGTE Am	
		1.Joël Camathias		3.Paul Daniels			
		2.Benny Simonsen					
1	1	3:53.059B	2:15.560	49.060	48.439	114.2	3:53.059
2	1	3:45.114	2:17.458	47.216	40.440	158.2	7:38.173
3	1	2:07.854	40.496	46.942	40.416	230.1	9:46.027
4	1	2:08.263	40.762	47.063	40.438	220.2	11:54.290
5	1	2:08.228	40.635	46.784	40.809	222.5	14:02.518
6	1	2:08.777	40.861	47.232	40.684	224.3	16:11.295
7	1	2:14.340B	41.069	47.220	46.051	235.1	18:25.635
8	3	4:28.938	2:52.240	52.309	44.389	114.2	22:54.573
9	3	2:18.193	44.405	50.330	43.458	193.5	25:12.766
10	3	2:27.228	53.625	50.389	43.214	226.7	27:39.994
11	3	2:18.199	43.452	51.003	43.744	195.2	29:58.193
12	3	2:17.082	43.319	50.171	43.592	196.3	32:15.275
13	3	2:17.898	43.770	49.883	44.245	192.8	34:33.173
14	3	2:30.088B	43.587	50.854	55.647	208.8	37:03.261
15	2	6:45.813	5:05.295	54.947	45.571	91.1	43:49.074
16	2	2:18.566	44.283	50.624	43.659	190.1	46:07.640
17	2	2:16.264	44.330	49.483	42.451	183.4	48:23.904
18	2	2:14.133	42.870	48.906	42.357	194.2	50:38.037
19	2	2:12.431	42.239	48.509	41.683	198.8	52:50.468
20	2	2:12.016	41.832	48.369	41.815	204.1	55:02.484
21	2	2:14.590	42.665	48.602	43.323	205.2	57:17.074
22	2	2:28.427B	42.326	51.367	54.734	205.2	59:45.501
23	3	6:32.314	4:56.480	51.294	44.540	125.9	1:06:17.815
24	3	2:16.892	43.320	50.283	43.289	219.4	1:08:34.707
25	3	2:16.928	43.290	50.011	43.627	198.5	1:10:51.635
26	3	2:15.427	42.819	49.410	43.198	222.0	1:13:07.062
27	3	2:16.051	42.571	49.936	43.544	217.2	1:15:23.113
28	3	2:16.544	43.407	50.134	43.003	219.8	1:17:39.657
29	3	2:14.660	42.916	49.139	42.605	222.5	1:19:54.317
30	3	2:31.234	53.574	52.466	45.194	233.5	1:22:25.551
31	3	2:16.377	43.479	49.954	42.944	195.2	1:24:41.928
32	3	2:42.315B	44.212	50.135	1:07.968	234.5	1:27:24.243

57		Krohn Racing		Ferrari F458 Italia		LMGTE Am	
		1.Tracy Krohn		3.Michele Rugolo			
		2.Niclas Jönsson					
1	1	3:18.448B	1:24.128	56.152	58.168	118.7	3:18.448
2	1	6:14.046	4:41.662	49.369	43.015	153.5	9:32.494
3	1	2:13.064	42.510	49.147	41.407	176.5	11:45.558
4	1	2:10.701	41.529	46.807	42.365	192.8	13:56.259
5	1	2:09.285	41.089	47.343	40.853	203.3	16:05.544
6	1	2:10.635	41.272	47.889	41.474	201.0	18:16.179
7	1	2:09.346	41.342	47.359	40.645	243.5	20:25.525
8	1	2:14.204B	40.862	47.228	46.114	217.6	22:39.729
9	1	6:31.801	5:02.151	48.231	41.419	151.6	29:11.530
10	1	2:09.479	41.796	47.029	40.654	202.9	31:21.009
11	1	2:09.790	41.307	47.626	40.857	223.4	33:30.799
12	1	2:09.318	40.925	47.524	40.869	217.2	35:40.117
13	1	2:09.164	40.987	47.417	40.760	228.1	37:49.281
14	1	2:09.846	41.676	47.254	40.916	212.9	39:59.127
15	1	2:15.205B	40.943	47.902	46.360	202.5	42:14.332
16	2	7:44.468	6:07.530	55.181	41.757	129.6	49:58.800
17	2	2:07.792	40.525	46.798	40.469	237.6	52:06.592
18	2	2:06.466	40.099	46.320	40.047	234.0	54:13.058
19	2	2:07.044	40.168	46.564	40.312	241.3	56:20.102



FIA WEC
6 Hours of Bahrain
Free Practice 1
Sector Analysis

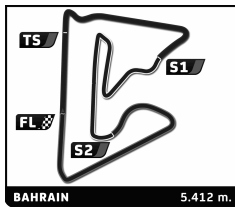
Personal Best Session Best B Crossing the finish line in pit lane

Lap	D	Time	Sector 1	Sector 2	Sector 3	T. Spd	Elapsed	Lap	D	Time	Sector 1	Sector 2	Sector 3	T. Spd	Elapsed
20	2	2:06.010	40.055	46.163	39.792	239.2	58:26.112	12	3	6:17.746	4:46.661	48.703	42.382	137.3	37:48.507
21	2	2:06.014	40.064	46.002	39.948	240.8	1:00:32.126	13	3	2:12.651	42.015	48.754	41.882	202.9	40:01.158
22	2	2:06.700	39.889	46.541	40.270	244.1	1:02:38.826	14	3	2:11.205	41.226	48.375	41.604	213.7	42:12.363
23	2	2:05.952	39.976	46.233	39.743	243.5	1:04:44.778	15	3	2:10.477	40.888	47.740	41.849	219.8	44:22.840
24	2	2:05.955	39.883	46.305	39.767	243.5	1:06:50.733	16	3	2:20.545 B	41.277	48.965	50.303	215.4	46:43.385
25	2	2:11.661 B	40.706	46.175	44.780	244.6	1:09:02.394	17	1	5:18.416	3:49.932	47.151	41.333	129.2	52:01.801
26	2	8:55.517	7:28.991	46.769	39.757	130.4	1:17:57.911	18	1	2:05.274	40.131	45.782	39.361	210.8	54:07.075
27	2	2:06.307	40.233	46.042	40.032	237.1	1:20:04.218	19	1	2:05.660	39.807	45.672	40.181	220.2	56:12.735
28	2	2:07.050	41.246	46.010	39.794	212.1	1:22:11.268	20	1	2:06.096	39.738	46.312	40.046	230.6	58:18.831
29	2	2:11.933 B	40.268	46.112	45.553	241.9	1:24:23.201	21	1	2:14.095 B	40.071	46.371	47.653	230.6	1:00:32.926
30	2	2:56.322	1:30.089	46.260	39.973	162.0	1:27:19.523	22	2	5:41.939	4:09.590	50.895	41.454	136.0	1:06:14.865
31	2	2:05.853	39.991	46.131	39.731	244.1	1:29:25.376	23	2	2:10.695	41.122	48.515	41.058	217.6	1:08:25.560
32	2	2:09.618	40.065	46.401	43.152	243.0	1:31:34.994	24	2	2:10.461	41.432	47.539	41.490	230.6	1:10:36.021

61		AF Corse-Waltrip		Ferrari F458 Italia			
		1. Robert Kauffman	3. Brian Vickers	LMGTE Am			
		2. Rui Aguas					
1	3	3:55.649 B	2:16.669	49.202	49.778	107.9	3:55.649
2	3	3:36.911	2:07.854	47.624	41.433	144.9	7:32.560
3	3	2:08.094	41.318	46.286	40.490	188.8	9:40.654
4	3	2:07.616	40.590	46.770	40.256	226.7	11:48.270
5	3	2:07.820	40.464	46.992	40.364	198.8	13:56.090
6	3	2:05.868	40.248	45.555	40.065	222.5	16:01.958
7	3	2:06.689	40.381	46.052	40.256	216.3	18:08.647
8	3	2:12.572 B	40.312	46.457	45.803	196.3	20:21.219
9	1	4:16.771 B	2:31.561	51.999	53.211	82.8	24:37.990
10	1	11:46.307 B	3:55.497	6:30.486	1:20.324	111.9	36:24.297
11	2	12:31.502	...	48.539	41.455	105.6	48:55.799
12	2	2:05.820	40.074	46.232	39.514	229.1	51:01.619
13	2	2:05.399	40.011	46.077	39.311	236.6	53:07.018
14	2	2:04.077	39.508	45.641	38.928	239.7	55:11.095
15	2	2:04.788	39.393	45.346	40.049	243.0	57:15.883
16	2	2:11.043 B	39.454	45.972	45.617	241.9	59:26.926
17	2	8:47.866	7:10.611	50.839	46.416	111.5	1:08:14.792
18	2	2:21.685	45.043	51.307	45.335	173.9	1:10:36.477
19	2	2:18.078	44.996	49.418	43.664	207.6	1:12:54.555
20	2	2:14.185	42.634	48.826	42.725	208.0	1:15:08.740
21	2	2:14.222	42.780	49.608	41.834	218.5	1:17:22.962
22	2	2:14.938	42.127	49.440	43.371	206.4	1:19:37.900
23	2	2:12.762	41.827	49.762	41.173	204.5	1:21:50.662
24	2	2:12.423	43.770	47.713	40.940	202.2	1:24:03.085
25	2	2:09.572	41.119	47.271	41.182	221.6	1:26:12.657
26	2	2:14.632	44.352	48.851	41.429	211.2	1:28:27.289
27	2	2:10.405	41.173	48.658	40.574	210.8	1:30:37.694

70		Larbre Competition		Chevrolet Corvette C6-ZR1			
		1. Jean-Philippe Belloc	3. Pascal Gibon	LMGTE Am			
		2. Christophe Bourret					
1	1	3:15.679 B	1:29.585	53.075	53.019	134.6	3:15.679
2	1	5:21.807	3:50.917	49.004	41.886	158.2	8:37.486
3	1	2:08.530	41.042	47.463	40.025	191.8	10:46.016
4	1	2:08.273	40.311	47.430	40.532	204.5	12:54.289
5	1	2:07.316	40.030	47.088	40.198	218.9	15:01.605
6	1	2:14.061 B	40.230	46.587	47.244	209.2	17:15.666
7	2	5:29.539	3:55.530	50.353	43.656	107.0	22:45.205
8	2	2:10.511	41.208	47.903	41.400	227.2	24:55.716
9	2	2:09.624	41.232	47.330	41.062	211.6	27:05.340
10	2	2:08.788	40.790	47.136	40.862	219.4	29:14.128
11	2	2:16.633 B	41.195	47.764	47.674	210.8	31:30.761

71		AF Corse		Ferrari F458 Italia			
		1. Andrea Bertolini		LMGTE Pro			
		2. Olivier Beretta					
1	2	5:01.669	3:31.390	49.230	41.049	156.1	5:01.669
2	2	2:10.579	41.003	47.136	42.440	219.8	7:12.248
3	2	2:08.184	41.103	47.139	39.942	225.8	9:20.432
4	2	2:07.176	40.004	47.561	39.611	245.7	11:27.608
5	2	2:05.712	39.982	45.837	39.893	239.7	13:33.320
6	2	2:06.084	39.806	46.409	39.869	241.9	15:39.404
7	2	2:06.604	39.866	46.641	40.097	236.6	17:46.008
8	2	2:06.476	39.971	46.243	40.262	241.3	19:52.484
9	2	2:06.459	39.965	46.688	39.806	233.0	21:58.943
10	2	2:06.131	40.160	46.267	39.704	244.6	24:05.074
11	2	2:10.195 B	39.933	46.210	44.052	235.1	26:15.269
12	2	3:39.343	2:10.693	47.236	41.414	162.2	29:54.612
13	2	2:04.219	39.421	45.419	39.379	239.7	31:58.831
14	2	2:04.182	39.305	45.488	39.389	245.2	34:03.013
15	2	2:06.440	40.224	46.442	39.774	246.8	36:09.453
16	2	2:03.927	39.327	45.355	39.245	243.0	38:13.380
17	2	2:10.342 B	39.800	46.508	44.034	238.7	40:23.722
18	2	6:52.454	5:26.082	46.538	39.834	161.5	47:16.176
19	2	2:04.602	39.614	45.601	39.387	244.1	49:20.778
20	2	2:08.955 B	39.530	45.739	43.686	245.7	51:29.733
21	1	4:04.719	2:36.213	47.634	40.872	152.4	55:34.452
22	1	2:07.047	39.813	47.478	39.756	235.6	57:41.499
23	1	2:05.723	39.729	46.400	39.594	239.7	59:47.222
24	1	2:12.055 B	39.635	47.800	44.620	242.4	1:01:59.277
25	1	5:33.739	4:08.470	45.506	39.763	160.8	1:07:33.016
26	1	2:04.279	39.673	45.365	39.241	245.7	1:09:37.295
27	1	2:04.817	39.246	46.167	39.404	245.7	1:11:42.112
28	1	2:03.838	39.255	45.281	39.302	245.7	1:13:45.950
29	1	2:03.967	39.323	45.416	39.228	246.3	1:15:49.917
30	1	2:04.738	39.495	45.706	39.537	248.0	1:17:54.655
31	1	2:10.084 B	40.353	45.898	43.833	241.9	1:20:04.739
32	1	4:53.586	3:28.383	45.865	39.338	140.5	1:24:58.325
33	1	2:06.141	39.335	46.510	40.296	246.3	1:27:04.466
34	1	2:04.517	39.527	45.299	39.691	246.8	1:29:08.983



FIA WEC
6 Hours of Bahrain
Free Practice 1
Sector Analysis

Personal Best Session Best B Crossing the finish line in pit lane

Lap	D	Time	Sector 1	Sector 2	Sector 3	T. Spd	Elapsed	Lap	D	Time	Sector 1	Sector 2	Sector 3	T. Spd	Elapsed
35	1	2:04.583	39.336	46.037	39.210	246.3	1:31:13.566	23	1	2:09.783	41.452	47.411	40.920	235.6	59:01.926
77 Team Felbermayr-Proton Porsche 911 RSR (997) 1. Marc Lieb LMGTE Pro 2. Richard Lietz								97 Aston Martin Racing Aston Martin Vantage V8 1. Stefan Mücke LMGTE Pro 2. Darren Turner							
1	2	4:40.546 B	2:59.823	50.235	50.488	102.8	4:40.546	1	1	2:28.303 B	54.171	47.755	46.377	153.7	2:28.303
2	2	5:54.334	4:25.442	47.934	40.958	126.0	10:34.880	2	2	5:34.277	4:01.310	52.005	40.962	133.1	8:02.580
3	2	2:10.761	40.893	50.546	39.322	174.5	12:45.641	3	2	2:14.569	44.140	48.276	42.153	159.4	10:17.149
4	2	2:04.838	39.722	45.843	39.273	218.9	14:50.479	4	2	2:07.187	41.045	46.002	40.140	195.6	12:24.336
5	2	2:05.711	39.225	46.650	39.836	245.7	16:56.190	5	2	2:10.604 B	40.699	45.475	44.430	201.0	14:34.940
6	2	2:04.220	39.731	45.370	39.119	248.5	19:00.410	6	2	3:57.722	2:33.018	45.456	39.248	164.2	18:32.662
7	2	2:05.991	40.700	45.849	39.442	222.5	21:06.401	7	2	2:03.846	39.669	45.202	38.975	236.6	20:36.508
8	2	2:04.269	39.291	45.685	39.293	237.1	23:10.670	8	2	2:04.392	39.804	45.496	39.092	233.0	22:40.900
9	2	2:09.856 B	39.489	45.622	44.745	245.2	25:20.526	9	2	2:03.645	39.383	45.258	39.004	243.5	24:44.545
10	1	17:15.877	...	47.645	40.141	155.2	42:36.403	10	2	2:12.393 B	39.349	47.131	45.913	241.3	26:56.938
11	1	2:06.484	40.289	46.262	39.933	239.2	44:42.887	11	1	12:55.830	...	45.791	39.217	148.2	39:52.768
12	1	2:06.023	40.140	46.115	39.768	243.0	46:48.910	12	1	2:03.898	39.686	45.150	39.062	235.6	41:56.666
13	1	2:06.191	40.077	46.299	39.815	229.1	48:55.101	13	1	2:02.549	39.348	44.629	38.572	244.6	43:59.215
14	1	2:09.099	41.297	46.197	41.605	238.7	51:04.200	14	1	2:02.748	39.024	45.053	38.671	244.1	46:01.963
15	1	2:06.784	39.730	47.221	39.833	238.7	53:10.984	15	1	2:03.461	39.300	45.294	38.867	237.1	48:05.424
16	1	2:06.047	39.837	46.350	39.860	237.1	55:17.031	16	1	2:02.794	39.293	44.836	38.665	241.9	50:08.218
17	1	2:10.711 B	39.646	46.021	45.044	239.7	57:27.742	17	1	2:08.205 B	39.066	45.888	43.251	242.4	52:16.423
18	1	8:07.530	6:41.256	46.565	39.709	162.5	1:05:35.272	18	1	7:21.141	5:55.820	45.578	39.743	163.2	59:37.564
19	1	2:06.338	39.902	46.318	40.118	236.1	1:07:41.610	19	1	2:04.527	39.442	45.253	39.832	236.6	1:01:42.091
20	1	2:06.157	39.862	46.319	39.976	240.3	1:09:47.767	20	1	2:04.126	39.285	45.360	39.481	240.8	1:03:46.217
21	1	2:10.777 B	39.991	46.436	44.350	238.7	1:11:58.544	21	1	2:02.913	39.169	44.912	38.832	242.4	1:05:49.130
22	2	5:12.188	3:42.839	49.194	40.155	132.3	1:17:10.732	22	1	2:09.064 B	39.292	45.576	44.196	243.0	1:07:58.194
23	2	2:04.739	39.643	46.000	39.096	241.9	1:19:15.471	23	1	6:04.230	4:38.593	45.755	39.882	162.5	1:14:02.424
24	2	2:03.119	39.202	45.068	38.849	248.5	1:21:18.590	24	1	2:06.899	40.026	47.778	39.095	238.7	1:16:09.323
25	2	2:05.155	39.598	46.620	38.937	243.0	1:23:23.745	25	1	2:03.087	39.254	44.828	39.005	241.9	1:18:12.410
26	2	2:02.436	39.006	44.742	38.688	245.7	1:25:26.181	26	1	2:02.876	39.114	44.912	38.850	245.2	1:20:15.286
27	2	2:03.821	39.092	45.509	39.220	249.1	1:27:30.002	27	1	2:10.993 B	39.186	47.118	44.689	244.6	1:22:26.279
28	2	2:09.069 B	39.294	45.718	44.057	247.4	1:29:39.071	28	1	5:57.265	4:27.826	47.406	42.033	161.5	1:28:23.544
88 Team Felbermayr-Proton Porsche 911 RSR (997) 1. Christian Ried LMGTE Am 2. Gianluca Roda 3. Paolo Ruberti								29							
1	2	3:07.032	1:33.421	50.151	43.460	148.0	3:07.032	29	1	2:06.313	39.593	47.323	39.397	241.3	1:30:29.857
2	2	2:11.007	42.250	47.167	41.590	172.5	5:18.039								
3	2	2:08.746	40.687	47.047	41.012	223.9	7:26.785								
4	2	2:07.874	40.964	46.539	40.371	232.5	9:34.659								
5	2	2:08.293	40.715	46.772	40.806	216.7	11:42.952								
6	2	2:07.097	40.106	46.839	40.152	237.1	13:50.049								
7	2	2:11.247	44.396	45.946	40.905	244.6	16:01.296								
8	2	2:07.114	40.602	46.166	40.346	237.1	18:08.410								
9	2	2:09.818	42.667	46.515	40.636	243.5	20:18.228								
10	2	2:08.359	41.206	47.056	40.097	241.9	22:26.587								
11	2	2:07.116	40.460	46.057	40.599	235.1	24:33.703								
12	2	2:14.030 B	40.946	46.714	46.370	237.1	26:47.733								
13	2	5:45.206	4:17.942	46.804	40.460	122.6	32:32.939								
14	2	2:07.562	40.701	46.261	40.600	232.5	34:40.501								
15	2	2:10.608	40.883	48.585	41.140	226.2	36:51.109								
16	2	2:07.649	40.711	46.454	40.484	231.0	38:58.758								
17	2	2:15.465 B	40.978	47.231	47.256	225.8	41:14.223								
18	1	6:55.209	5:23.128	50.092	41.989	153.7	48:09.432								
19	1	2:13.174	41.465	49.931	41.778	228.6	50:22.606								
20	1	2:11.120	41.229	48.649	41.242	233.5	52:33.726								
21	1	2:09.015	40.941	46.978	41.096	232.5	54:42.741								
22	1	2:09.402	41.277	47.262	40.863	235.1	56:52.143								