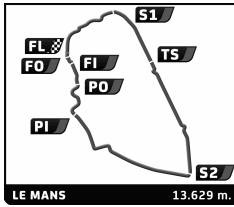


FIA WEC 82^e Edition des 24 Heures du Mans Warm Up

Sector Analysis

■ Personal Best ■ Session Best ■ Crossing the finish line in pit lane

Lap	D	Time	Sector 1	Sector 2	Sector 3	T. Spd	Elapsed	Lap	D	Time	Sector 1	Sector 2	Sector 3	T. Spd	Elapsed
0	Nissan Motorsports Global Nissan ZEOD RC 1. Lucas ORDOÑEZ 3. Satoshi MOTOYAMA CDNT 2. Wolfgang REIP							1	1	3:56.506 B	46.720	1:22.770	1:47.016		3:56.506
	2	1	8:53.736	5:56.771	1:19.652	1:37.313		12:50.242							
	3	1	3:26.207	33.682	1:18.739	1:33.786	304.7	16:16.449							
	4	1	3:25.562	32.755	1:17.705	1:35.102	310.9	19:42.011							
5	1	3:26.890	32.372	1:19.968	1:34.550		23:08.901								
6	1	3:35.990 B	32.209	1:17.681	1:46.100		26:44.891								
7	1	9:54.754	7:00.443	1:18.865	1:35.446		36:39.645								
8	1	3:24.595	32.525	1:18.367	1:33.703	307.3	40:04.240								
9	1	3:24.196	32.512	1:17.945	1:33.739	303.9	43:28.436								
10	1	3:35.614 B	32.570	1:18.196	1:44.848		47:04.050								
1	Audi Sport Team Joest Audi R18 e-tron quattro 1. Lucas DI GRASSI 3. Tom KRISTENSEN LMP1 - H 2. Marc GENÉ							1	3	3:52.720	46.280	1:25.302	1:41.138	296.4	3:52.720
	2	3	3:29.756	32.989	1:20.611	1:36.156	318.2	7:22.476							
	3	3	3:31.305	32.745	1:19.349	1:39.211	320.1	10:53.781							
	4	3	3:37.157 B	32.738	1:19.372	1:45.047	311.8	14:30.938							
	5	1	8:26.194	5:26.887	1:21.342	1:37.965	305.6	22:57.132							
	6	1	3:29.098	33.234	1:19.898	1:35.966	307.3	26:26.230							
	7	1	3:28.038	33.004	1:20.307	1:34.727	311.8	29:54.268							
	8	1	3:35.605 B	32.659	1:21.090	1:41.856	314.5	33:29.873							
	9	2	4:48.889	1:50.221	1:21.439	1:37.229	310.9	38:18.762							
	10	2	3:27.617	32.909	1:20.679	1:34.029	290.8	41:46.379							
	11	2	3:28.261	32.548	1:19.195	1:36.518	317.2	45:14.640							
2	Audi Sport Team Joest Audi R18 e-tron quattro 1. Marcel FÄSSLER 3. Benoit TRÉLUIER LMP1 - H 2. André LOTTERER							1	3	3:47.922	43.530	1:25.019	1:39.373	304.7	3:47.922
	2	3	3:32.475	33.294	1:21.006	1:38.175	294.0	7:20.397							
	3	3	3:29.138	32.733	1:20.030	1:36.375	310.9	10:49.535							
	4	3	3:43.044 B	32.495	1:19.663	1:50.886	314.5	14:32.579							
	5	1	5:06.289	2:07.345	1:20.762	1:38.182	324.9	19:38.868							
	6	1	3:25.430	32.592	1:18.942	1:33.896	317.2	23:04.298							
	7	1	3:26.219	32.481	1:19.447	1:34.291	315.4	26:30.517							
	8	1	3:31.420 B	32.252	1:18.997	1:40.171	315.4	30:01.937							
	9	2	4:28.752	1:27.865	1:21.428	1:39.459	301.3	34:30.689							
	10	2	3:27.944	32.480	1:19.908	1:35.556	317.2	37:58.633							
	11	2	3:23.741	32.211	1:18.870	1:32.660	322.0	41:22.374							
	12	2	3:25.581	32.430	1:19.433	1:33.718	315.4	44:47.955							
	13	2	3:35.444 B	32.038	1:20.568	1:42.843	315.4	48:23.399							
3	Audi Sport Team Joest Audi R18 e-tron quattro 1. Filipe ALBUQUERQUE 3. Oliver JARVIS LMP1 - H 2. Marco BONANOMI							1	2	3:50.897	49.406	1:22.823	1:38.668	302.2	3:50.897
	2	2	3:29.983	33.156	1:19.574	1:37.253	311.8	7:20.880							
	3	2	3:31.021	32.961	1:19.842	1:38.218	318.2	10:51.901							
	4	2	3:37.842 B	32.348	1:19.239	1:46.255	314.5	14:29.743							
	5	3	4:43.728	1:42.313	1:22.357	1:39.058	295.6	19:13.471							
	6	3	3:28.148	33.261	1:19.440	1:35.447	326.8	22:41.619							
	7	3	3:32.827 B	32.912	1:18.893	1:41.022	324.9	26:14.446							
	8	1	4:37.319	1:42.186	1:19.990	1:35.143	310.9	30:51.765							
	9	1	3:29.946	32.767	1:21.604	1:35.575	314.5	34:21.711							
	10	1	3:27.520	32.346	1:19.019	1:36.155	319.1	37:49.231							
	11	1	3:26.248	32.343	1:18.622	1:35.283	317.2	41:15.479							
	12	1	3:25.211	32.325	1:18.834	1:34.052	318.2	44:40.690							
	13	1	3:32.935 B	32.027	1:17.974	1:42.934	317.2	48:13.625							
7	Toyota Racing Toyota TS 040 - Hybrid 1. Alexander WURZ 3. Kazuki NAKAJIMA LMP1 - H 2. Stéphane SARRAZIN							1	2	4:48.500	1:29.622	1:28.794	1:50.084	251.0	4:48.500
	2	2	3:34.361	34.866	1:20.624	1:38.871	304.7	8:22.861							
	3	2	3:30.260	34.227	1:19.640	1:36.393	312.7	11:53.121							
8	Toyota Racing Toyota TS 040 - Hybrid 1. Anthony DAVIDSON 3. Sébastien BUEMI LMP1 - H 2. Nicolas LAPIERRE							1	2	4:07.099 B	57.721	1:24.053	1:45.325		4:07.099
	2	2	7:44.319	4:47.362	1:19.871	1:37.086	329.8	11:51.418							
	3	2	3:25.556	33.066	1:18.409	1:34.081	309.1	15:16.974							
	4	2	3:30.778	34.158	1:20.147	1:36.473	306.5	18:47.752							
	5	2	3:26.557	33.784	1:18.559	1:34.214	317.2	22:14.309							
	6	2	3:24.793	32.274	1:18.900	1:33.619	310.9	25:39.102							
	7	2	3:31.236 B	32.786	1:17.462	1:40.988	325.8	29:10.338							
	8	3	5:19.952	2:21.895	1:19.476	1:38.581		34:30.290							
	9	3	3:23.731	32.346	1:17.592	1:33.793		37:54.021							
	10	3	3:34.083 B	33.583	1:18.487	1:42.013	308.2	41:28.104							
12	Rebellion Racing Rebellion R-One - Toyota 1. Nicolas PROST 3. Mathias BECHE LMP1 - L 2. Nick HEIDFELD							1	3	5:02.015 B	1:29.230	1:33.921	1:58.864	236.2	5:02.015
	2	3	7:57.005	4:47.661	1:25.687	1:43.657	316.3	12:59.020							
	3	3	3:37.435	34.741	1:23.491	1:39.203	321.0	16:36.455							
	4	3	3:33.934	33.574	1:22.521	1:37.839	322.0	20:10.389							
	5	3	3:50.754 B	35.428	1:23.267	1:52.059	321.0	24:01.143							
	6	1	5:52.816	2:51.016	1:23.188	1:38.612	320.1	29:53.959							
	7	1	3:32.739	34.114	1:21.379	1:37.246	324.9	33:26.698							
	8	1	3:34.446	33.382	1:21.382	1:39.682	321.0	37:01.144							
	9	1	3:41.220 B	33.844	1:22.485	1:44.891	318.2	40:42.364							
	10	2	5:25.675	2:22.499	1:22.644	1:40.532	322.9	46:08.039							
13	Rebellion Racing Rebellion R-One - Toyota 1. Dominik KRAIHAMER 3. Fabio LEIMER LMP1 - L 2. Andrea BELICCHI							1	2	5:08.772 B	1:45.539	1:31.069	1:52.164	222.6	5:08.772
	2	2	8:20.832	5:13.619	1:24.412	1:42.801	286.2	13:29.604							
	3	2	3:38.140	33.948	1:21.720	1:42.472	322.9	17:07.744							
	4	2	3:33.257	33.904	1:21.686	1:37.667	323.9	20:41.001							
	5	2	3:44.393 B	33.717	1:21.457	1:49.219	325.8	24:25.394							
	6	3	6:30.435	3:24.184	1:26.411	1:39.840	322.0	30:55.829							
	7	3	3:37.856	34.726	1:23.972	1:39.158	287.7	34:33.685							
	8	3	3:34.149	34.519	1:21.575	1:38.055	326.8	38:07.834							
	9	3	3:30.482	33.415	1:20.817	1:36.250	324.9	41:38.316							
	10	3	3:38.219	33.280	1:21.114	1:43.825	322.9	45:16.535							
14	Porsche Team Porsche 919 Hybrid 1. Romain DUMAS 3. Marc LIEB LMP1 - H 2. Neel JANI							1	2	4:48.500	1:29.622	1:28.794	1:50.084	251.0	4:48.500
	2	2	3:34.361	34.866	1:20.624	1:38.871	304.7	8:22.861							
	3	2	3:30.260	34.227	1:19.640	1:36.393	312.7	11:53.121							



FIA WEC 82^e Edition des 24 Heures du Mans Warm Up

Sector Analysis

Personal Best Session Best B Crossing the finish line in pit lane

Lap	D	Time	Sector 1	Sector 2	Sector 3	T. Spd	Elapsed	Lap	D	Time	Sector 1	Sector 2	Sector 3	T. Spd	Elapsed
8	3	3:47.802	34.899	1:26.027	1:46.876	303.9	34:32.530	1	3	5:56.435	2:31.522	1:35.531	1:49.382	258.2	5:56.435
9	3	4:01.123 B	37.441	1:27.274	1:56.408	298.0	38:33.653	2	3	3:51.045	36.198	1:29.435	1:45.412	293.2	9:47.480
10	2	4:40.331	1:32.906	1:25.789	1:41.636	298.8	43:13.984	3	3	3:57.581 B	35.842	1:28.107	1:53.632	296.4	13:45.061
11	2	3:42.649	34.638	1:24.777	1:43.239	303.0	46:56.633								

37		SMP Racing		Oreca 03R - Nissan			
1.Kirill LADYGIN		3.Maurizio MEDIANI		LMP2			
2.Nicolas MINASSIAN							
1	2	5:29.950 B	1:54.095	1:34.327	2:01.528	249.8	5:29.950
2	2	5:59.913	2:43.641	1:30.745	1:45.527	294.8	11:29.863
3	2	3:45.687	35.621	1:27.087	1:42.979	298.8	15:15.550
4	2	3:47.189	35.276	1:26.550	1:45.363	304.7	19:02.739
5	2	3:49.550	35.557	1:26.238	1:47.755	301.3	22:52.289
6	2	3:51.743 B	35.257	1:26.064	1:50.422	300.5	26:44.032
7	3	5:29.424	2:09.832	1:31.758	1:47.834	296.4	32:13.456
8	3	3:59.372 B	35.821	1:29.022	1:54.529	299.7	36:12.828
9	3	5:05.478	1:51.814	1:29.089	1:44.575	298.8	41:18.306
10	3	3:47.524	35.790	1:27.251	1:44.483	302.2	45:05.830

38		Jota Sport		Zytek Z11SN - Nissan			
1.Simon DOLAN		3.Oliver TURVEY		LMP2			
2.Harry TINCKNELL							
1	3	4:16.660	54.508	1:31.604	1:50.548	236.2	4:16.660
2	3	3:45.802	35.503	1:26.495	1:43.804	293.2	8:02.462
3	3	3:46.387	36.845	1:26.318	1:43.224	295.6	11:48.849
4	3	3:53.150 B	35.123	1:26.254	1:51.773	298.8	15:41.999
5	1	5:11.884	1:58.713	1:28.089	1:45.082	298.0	20:53.883
6	1	3:45.796	35.609	1:27.095	1:43.092	294.8	24:39.679
7	1	3:46.968	35.083	1:26.446	1:45.439	295.6	28:26.647
8	1	3:55.076 B	35.378	1:28.027	1:51.671	296.4	32:21.723
9	2	4:52.678	1:37.068	1:28.631	1:46.979	281.7	37:14.401
10	2	3:42.643	34.948	1:25.785	1:41.910	295.6	40:57.044
11	2	3:43.673	35.981	1:26.428	1:41.264	294.8	44:40.717
12	2	3:49.558 B	34.551	1:26.190	1:48.817	298.0	48:30.275

41		Greaves Motorsport		Zytek Z11SN - Nissan			
1.Michael MUNEMMAN		3.James WINSLOW		LMP2			
2.Alessandro LATIF							
1	3	4:25.699 B	48.430	1:33.430	2:03.839	278.8	4:25.699
2	3	6:05.813	2:48.898	1:30.689	1:46.226	276.7	10:31.512
3	3	3:57.541 B	35.437	1:28.906	1:53.198	296.4	14:29.053
4	3	7:28.324	4:16.737	1:27.877	1:43.710	290.8	21:57.377
5	3	3:48.198	36.384	1:27.960	1:43.854	292.4	25:45.575
6	3	3:44.140	34.992	1:26.317	1:42.831	294.8	29:29.715
7	3	3:58.871 B	35.419	1:26.437	1:57.015	291.6	33:28.586

42		Caterham Racing		Zytek Z11SN - Nissan			
1.Thomas KIMBER-SMITH		3.Chris DYSON		LMP2			
2.Matthew McMURRY							
1	1	4:04.030	45.767	1:30.807	1:47.456	293.2	4:04.030
2	1	3:47.274	35.996	1:27.254	1:44.024	296.4	7:51.304
3	1	3:53.588 B	35.515	1:27.171	1:50.902	301.3	11:44.892
4	1	10:24.032	7:12.082	1:27.701	1:44.249	296.4	22:08.924
5	1	3:44.436	35.165	1:25.827	1:43.444	299.7	25:53.360
6	1	3:56.467 B	35.247	1:26.144	1:55.076	298.8	29:49.827
7	1	5:03.155 B	1:36.512	1:29.027	1:57.616	298.0	34:52.982

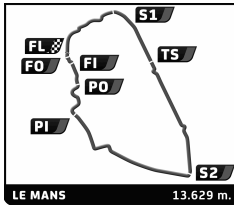
43		Newblood By Morand Racing		Morgan - Judd	
1.Christian KLIEN		3.Romain BRANDELA		LMP2	
2.Gary HIRSCH					

46		Thiriet By TDS Racing		Ligier JS P2 - Nissan			
1.Pierre THIRIET		3.Tristan GOMMENDY		LMP2			
2.Ludovic BADEY							
1	2	4:43.209 B	1:11.971	1:32.359	1:58.879	263.2	4:43.209
2	2	6:00.478	2:47.868	1:28.103	1:44.507	303.9	10:43.687
3	2	3:53.832 B	35.182	1:26.725	1:51.925	302.2	14:37.519
4	2	5:29.525	2:21.568	1:26.165	1:41.792	299.7	20:07.044
5	2	3:50.203	36.089	1:26.366	1:47.748	303.0	23:57.247
6	2	3:48.984 B	34.964	1:25.809	1:48.211	299.7	27:46.231
7	1	5:02.766	1:53.747	1:26.616	1:42.403	302.2	32:48.997
8	1	3:41.855	34.760	1:25.236	1:41.859	300.5	36:30.852
9	1	3:41.462	34.800	1:25.796	1:40.866	300.5	40:12.314
10	1	3:40.263	34.617	1:24.889	1:40.757	301.3	43:52.577
11	1	3:49.874 B	34.643	1:25.031	1:50.200	303.0	47:42.451

47		KCMG		Oreca 03R - Nissan			
1.Matthew HOWSON		3.Alexandre IMPERATORI		LMP2			
2.Richard BRADLEY							
1	3	4:11.752 B	48.752	1:29.004	1:53.996	286.9	4:11.752
2	3	6:43.222	3:32.425	1:26.250	1:44.547	303.9	10:54.974
3	3	3:42.591	35.369	1:24.921	1:42.301	303.9	14:37.565
4	3	3:41.255	35.087	1:25.310	1:40.858	301.3	18:18.820
5	3	3:48.481 B	35.174	1:25.016	1:48.291	302.2	22:07.301
6	1	8:12.605	5:02.686	1:27.250	1:42.669	301.3	30:19.906
7	1	3:46.617	36.372	1:25.584	1:44.661	303.9	34:06.523
8	1	3:50.717 B	35.294	1:25.660	1:49.763	301.3	37:57.240
9	2	4:39.355	1:31.691	1:25.626	1:42.038	300.5	42:36.595
10	2	3:42.306	35.041	1:25.186	1:42.079	303.0	46:18.901

48		Murphy Prototypes		Oreca 03R - Nissan			
1.Nathanael BERTHON		3.Karun CHANDHOK		LMP2			
2.Rodolfo GONZALEZ							
1	3	5:19.375	1:58.034	1:30.846	1:50.495	298.8	5:19.375
2	3	3:42.115	35.062	1:25.465	1:41.588	301.3	9:01.490
3	3	3:48.097	37.929	1:26.676	1:43.492	288.5	12:49.587
4	3	3:51.548 B	35.202	1:25.591	1:50.755	304.7	16:41.135
5	2	6:13.089	2:58.900	1:27.443	1:46.746	303.0	22:54.224
6	2	3:46.326	34.877	1:25.446	1:46.003	303.0	26:40.550
7	2	3:50.974 B	34.957	1:26.238	1:49.779	303.0	30:31.524
8	1	5:39.523	2:30.790	1:26.632	1:42.101	300.5	36:11.047
9	1	3:40.385	34.713	1:25.346	1:40.326	300.5	39:51.432
10	1	3:48.211 B	34.761	1:25.126	1:48.324	306.5	43:39.643

50		Larbre Competition		Morgan - Judd			
1.Pierre RAGUES		3.Keiko IHARA		LMP2			
2.Ricky TAYLOR							
1	2	6:04.862 B	1:05.842	2:26.176	2:32.844	142.9	6:04.862
2	2	6:11.232	2:48.860	1:33.396	1:48.976	265.8	12:16.094
3	2	3:49.352	35.956	1:28.267	1:45.129	293.2	16:05.446
4	2	3:45.940	35.289	1:26.973	1:43.678	296.4	19:51.386
5	2	3:45.065	34.873	1:27.127	1:43.065	295.6	23:36.451
6	2	3:55.211 B	35.291	1:27.425	1:52.495	294.8	27:31.662
7	3	6:41.055	3:10.523	1:34.128	1:56.404	293.2	34:12.717
8	3	3:58.931	37.766	1:30.543	1:50.622	294.0	38:11.648
9	3	3:56.093	36.931	1:29.207	1:49.955	294.8	42:07.741

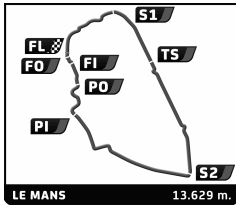


FIA WEC 82^e Edition des 24 Heures du Mans Warm Up

Sector Analysis

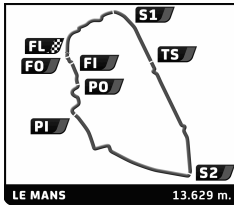
■ Personal Best ■ Session Best ■ Crossing the finish line in pit lane

Lap	D	Time	Sector 1	Sector 2	Sector 3	T. Spd	Elapsed	Lap	D	Time	Sector 1	Sector 2	Sector 3	T. Spd	Elapsed
51 AF Corse Ferrari 458 Italia LMGTE Pro 1. Gianmaria BRUNI 3. Giancarlo FISICHELLA 2. Toni VILANDER															
1	3	4:59.455	1:31.150	1:35.178	1:53.127	251.0	4:59.455								
2	3	4:00.337	37.797	1:32.056	1:50.484	289.3	8:59.792								
3	3	3:59.799	38.151	1:31.279	1:50.369	290.0	12:59.591								
4	3	4:05.281 B	37.579	1:30.561	1:57.141	293.2	17:04.872								
5	2	5:19.400	1:58.430	1:31.762	1:49.208	290.8	22:24.272								
6	2	3:56.575	37.432	1:30.913	1:48.230	292.4	26:20.847								
7	2	3:57.573	37.346	1:30.297	1:49.930	294.0	30:18.420								
8	2	4:04.004 B	37.567	1:30.418	1:56.019	294.8	34:22.424								
9	1	5:24.107	2:01.165	1:31.462	1:51.480	290.8	39:46.531								
10	1	3:56.062	37.359	1:30.353	1:48.350	290.8	43:42.593								
11	1	4:08.856 B	37.263	1:30.278	2:01.315	294.8	47:51.449								
52 RAM Racing Ferrari 458 Italia LMGTE Pro 1. Math GRIFFIN 3. Federico LEO 2. Alvaro PARENTE															
1	1	7:01.485 B	3:03.145	1:47.544	2:10.796	201.5	7:01.485								
2	2	11:21.944 B	7:45.120	1:35.089	2:01.735	284.7	18:23.429								
3	3	7:21.196 B	3:46.744	1:34.799	1:59.653	288.5	25:44.625								
53 RAM Racing Ferrari 458 Italia LMGTE Am 1. Johnny MOWLEM 3. Archie HAMILTON 2. Mark PATTERSON															
1	1	7:12.569 B	2:21.416	1:50.708	3:00.445	207.2	7:12.569								
2	1	9:33.479 B	5:27.094	1:48.586	2:17.799	202.2	16:46.048								
57 Krohn Racing Ferrari 458 Italia LMGTE Am 1. Tracy KROHN 3. Ben COLLINS 2. Niclas JONSSON															
1	2	6:55.206	2:09.586	2:29.211	2:16.409	151.3	6:55.206								
2	2	4:09.744	40.375	1:34.352	1:55.017	286.2	11:04.950								
3	2	4:13.087 B	38.854	1:32.296	2:01.937	292.4	15:18.037								
4	1	6:37.368	3:05.955	1:34.942	1:56.471	286.9	21:55.405								
5	1	4:08.526	39.790	1:33.684	1:55.052	289.3	26:03.931								
6	1	4:08.089	39.318	1:33.693	1:55.078	289.3	30:12.020								
7	1	4:17.812 B	39.652	1:34.247	2:03.913	287.7	34:29.832								
58 Team Sofrev ASP Ferrari 458 Italia LMGTE Am 1. Fabien BARTHEZ 3. Soheil AYARI 2. Anthony PONS															
1	3	5:26.892	1:44.775	1:42.652	1:59.465	213.8	5:26.892								
2	3	4:05.173	39.072	1:33.609	1:52.492	287.7	9:32.065								
3	3	4:02.094	38.157	1:32.738	1:51.199	287.7	13:34.159								
4	3	4:01.714	38.642	1:32.166	1:50.906	288.5	17:35.873								
5	3	4:09.687 B	38.444	1:32.787	1:58.456	287.7	21:45.560								
60 AF Corse Ferrari 458 Italia LMGTE Am 1. Peter MANN 3. Raffaele GIAMMARIA 2. Lorenzo CASE															
1	3	5:56.348 B	1:56.830	1:44.596	2:14.922	218.1	5:56.348								
2	3	5:18.317	1:48.504	1:36.095	1:53.718	280.3	11:14.665								
3	3	4:01.639	38.110	1:32.022	1:51.507	288.5	15:16.304								
4	3	4:01.427	37.724	1:32.072	1:51.631	289.3	19:17.731								
5	3	4:00.144	37.892	1:31.615	1:50.637	289.3	23:17.875								
6	3	4:07.770 B	37.618	1:31.503	1:58.649	289.3	27:25.645								
7	1	6:00.097 B	2:12.699	1:37.507	2:09.891	268.4	33:25.742								
61 AF Corse Ferrari 458 Italia LMGTE Am 1. Luis PEREZ-COMPANC 3. Mirko VENTURI 2. Marco CIOCI															
1	1	6:33.114	2:50.505	1:39.689	2:02.920	255.7	6:33.114								
2	1	4:23.142 B	41.101	1:36.429	2:05.612	273.2	10:56.256								
62 AF Corse Ferrari 458 Italia LMGTE Am 1. Yannick MALLEGOL 3. Howard BLANK 2. Jean-Marc BACHELIER															
1	2	7:32.742	3:20.012	1:56.722	2:16.008	174.8	7:32.742								
2	2	4:56.359 B	45.587	1:51.169	2:19.603	196.3	12:29.101								
3	1	6:48.670	2:59.068	1:41.709	2:07.893	261.9	19:17.771								
4	1	4:56.889	43.746	1:38.844	2:34.299	278.1	24:14.660								
5	1	4:27.988	44.955	1:39.812	2:03.221	272.5	28:42.648								
6	1	4:18.539	41.263	1:37.044	2:00.232	284.7	33:01.187								
7	1	4:42.189 B	42.258	1:40.885	2:19.046	286.9	37:43.376								
66 JMW Motorsport Ferrari 458 Italia LMGTE Am 1. Abdulaziz Turki AL FAISAL 3. Spencer PUMPELLY 2. Seth NEIMAN															
1	2	6:08.987	2:26.176	1:43.934	1:58.877	184.3	6:08.987								
2	2	4:12.315	39.879	1:35.845	1:56.591	286.9	10:21.302								
3	2	4:12.167	40.003	1:35.814	1:56.350	283.9	14:33.469								
4	2	4:11.774	39.686	1:35.179	1:56.909	285.4	18:45.243								
5	2	4:22.725 B	40.520	1:35.193	2:07.012	289.3	23:07.968								
6	1	5:46.236	2:19.920	1:33.706	1:52.610	284.7	28:54.204								
7	1	4:05.743	39.112	1:32.829	1:53.802	284.7	32:59.947								
8	1	4:04.262	38.274	1:32.328	1:53.660	286.9	37:04.209								
9	1	4:10.276 B	38.154	1:32.301	1:59.821	286.9	41:14.485								
10	3	5:24.830	1:59.329	1:33.310	1:52.191	286.9	46:39.315								
67 IMS Performance Matmut Porsche 911 GT3 RSR LMGTE Am 1. Erik MARIS 3. Eric HELARY 2. Jean MERLIN															
1	3	6:59.116 B	3:15.429	1:37.320	2:06.367	260.7	6:59.116								
2	3	6:07.716	2:40.690	1:34.087	1:52.939	286.9	13:06.832								
3	3	4:08.840 B	38.348	1:32.569	1:57.923	286.2	17:15.672								
4	1	5:41.066	2:06.830	1:35.758	1:58.478	287.7	22:56.738								
5	1	4:10.610	40.486	1:34.748	1:55.376	286.2	27:07.348								
6	1	4:39.653 B	1:01.082	1:35.899	2:02.672	281.7	31:47.001								
7	2	6:44.688	3:02.298	1:39.162	2:03.228	265.1	38:31.689								
8	2	4:15.768	41.271	1:35.987	1:58.510	281.0	42:47.457								
9	2	4:27.138 B	40.424	1:36.255	2:10.459	284.7	47:14.595								
70 Team Taisan Ferrari 458 Italia LMGTE Am 1. Shinji NAKANO 3. Martin RICH 2. Pierre EHRET															
1	1	4:59.264	1:07.777	1:49.776	2:01.711	208.4	4:59.264								
2	1	4:13.787	41.399	1:36.981	1:55.407	247.0	9:13.051								
3	1	4:20.885 B	39.280	1:34.535	2:07.070	285.4	13:33.936								
4	1	10:35.486	7:04.721	1:35.948	1:54.817	282.5	24:09.422								
5	1	4:08.636	38.893	1:33.852	1:55.891	283.9	28:18.058								
6	1	4:20.592 B	39.022	1:34.562	2:07.008	283.9	32:38.650								
7	1	8:25.902	4:55.967	1:35.858	1:54.077	283.2	41:04.552								
8	1	4:23.924 B	39.316	1:34.389	2:10.219	285.4	45:28.476								



FIA WEC 82^e Edition des 24 Heures du Mans Warm Up Sector Analysis

							■ Personal Best ■ Session Best ■ Crossing the finish line in pit lane								
Lap	D	Time	Sector 1	Sector 2	Sector 3	T. Spd	Elapsed	Lap	D	Time	Sector 1	Sector 2	Sector 3	T. Spd	Elapsed
71 AF Corse 1. Davide RIGON 2. Pierre KAFFER							Ferrari 458 Italia LMGTE Pro 3. Olivier BERETTA								
1	1	6:36.519 B	2:38.204	1:46.292	2:12.023	210.5	6:36.519	6	1	5:21.284	1:50.263	1:36.189	1:54.832	288.5	26:30.020
2	1	6:09.223	2:36.084	1:36.758	1:56.381	250.4	12:45.742	7	1	4:07.734	39.720	1:33.992	1:54.022	291.6	30:37.754
3	1	4:13.041 B	38.731	1:34.108	2:00.202	290.8	16:58.783	8	1	4:08.668	39.642	1:33.555	1:55.471	289.3	34:46.422
4	2	5:40.518	2:10.168	1:35.197	1:55.153	257.6	22:39.301	9	1	4:05.465	39.441	1:33.086	1:52.938	290.0	38:51.887
5	2	4:06.652	39.520	1:33.838	1:53.294	250.4	26:45.953	10	1	4:08.672	39.402	1:34.059	1:55.211	288.5	43:00.559
6	2	4:02.594	38.465	1:32.138	1:51.991	289.3	30:48.547	11	1	4:06.606	39.197	1:32.683	1:54.726	291.6	47:07.165
7	2	4:02.389	38.572	1:32.162	1:51.655	287.7	34:50.936								
8	2	4:11.304 B	38.494	1:32.600	2:00.210	290.0	39:02.240								
9	3	5:30.007	2:02.419	1:34.567	1:53.021	285.4	44:32.247								
10	3	4:02.385	38.184	1:32.408	1:51.793	290.8	48:34.632								
72 SMP Racing 1. Andrea BERTOLINI 2. Viktor SHAITAR							Ferrari 458 Italia LMGTE Am 3. Aleksey BASOV								
1	1	6:48.646	3:08.394	1:40.634	1:59.618	204.9	6:48.646								
2	1	4:05.997	39.949	1:33.744	1:52.304	290.0	10:54.643								
3	1	4:07.712 B	38.810	1:31.935	1:56.967	292.4	15:02.355								
4	2	5:28.663	1:59.822	1:35.057	1:53.784	279.5	20:31.018								
5	2	4:17.449 B	39.021	1:36.422	2:02.006	290.0	24:48.467								
6	3	5:31.205	2:02.996	1:33.850	1:54.359	292.4	30:19.672								
7	3	4:12.319 B	38.195	1:32.427	2:01.697	296.4	34:31.991								
73 Corvette Racing 1. Jan MAGNUSSEN 2. Antonio GARCIA							Chevrolet Corvette - C7 LMGTE Pro 3. Jordan TAYLOR								
1	1	4:50.466 B	1:11.195	1:38.166	2:01.105	238.3	4:50.466								
2	1	6:19.091	2:57.012	1:32.153	1:49.926	293.2	11:09.557								
3	1	3:54.938	37.409	1:29.887	1:47.642	295.6	15:04.495								
4	1	4:06.425 B	37.542	1:30.700	1:58.183	293.2	19:10.920								
5	2	6:04.873	2:42.855	1:32.386	1:49.632	277.4	25:15.793								
6	2	4:02.838 B	37.486	1:30.296	1:55.056	292.4	29:18.631								
7	3	5:04.848	1:43.858	1:31.089	1:49.901	293.2	34:23.479								
8	3	4:04.506 B	37.654	1:30.365	1:56.487	296.4	38:27.985								
74 Corvette Racing 1. Oliver GAVIN 2. Tommy MILNER							Chevrolet Corvette - C7 LMGTE Pro 3. Richard WESTBROOK								
1	1	4:40.404 B	1:04.950	1:35.322	2:00.132	271.1	4:40.404								
2	1	6:23.705	3:00.243	1:32.030	1:51.432	290.0	11:04.109								
3	1	4:06.093 B	38.321	1:30.888	1:56.884	292.4	15:10.202								
4	2	6:45.389	3:17.015	1:36.674	1:51.700	251.6	21:55.591								
5	2	3:58.540	37.981	1:31.418	1:49.141	282.5	25:54.131								
6	2	4:02.595 B	37.280	1:30.664	1:54.651	293.2	29:56.726								
7	3	5:46.308	2:20.480	1:33.383	1:52.445	286.2	35:43.034								
8	3	3:59.941	38.090	1:32.006	1:49.845	288.5	39:42.975								
9	3	3:58.460	37.633	1:31.344	1:49.483	290.0	43:41.435								
10	3	3:57.843	37.564	1:30.758	1:49.521	290.8	47:39.278								
75 Prospeed Competition 1. François PERRODO 2. Emmanuel COLLARD							Porsche 911 GT3 RSR LMGTE Am 3. Markus PALTTALA								
1	2	4:40.326	58.093	1:41.107	2:01.126	219.0	4:40.326								
2	2	4:09.316	39.852	1:35.480	1:53.984	260.0	8:49.642								
3	2	4:02.972	38.575	1:32.186	1:52.211	289.3	12:52.614								
4	2	4:05.942	41.554	1:32.420	1:51.968	291.6	16:58.556								
5	2	4:10.180 B	38.591	1:32.095	1:59.494	290.8	21:08.736								
76 IMSA Performance Matmut 1. Raymond NARAC 2. Nicolas ARMINDO							Porsche 911 GT3 RSR LMGTE Am 3. David HALLYDAY								
1	2	11:37.678	8:10.402	1:34.665	1:52.611	286.9	11:37.678								
2	2	4:01.709	38.616	1:31.800	1:51.293	290.0	15:39.387								
3	2	4:08.318 B	38.044	1:31.912	1:58.362	290.8	19:47.705								
4	2	5:50.844	2:26.757	1:31.514	1:52.573	292.4	25:38.549								
5	2	4:10.108 B	38.015	1:31.700	2:00.393	293.2	29:48.657								
77 Dempsey Racing - Proton 1. Patrick DEMPSEY 2. Joe FOSTER							Porsche 911 RSR LMGTE Am 3. Patrick LONG								
1	3	6:39.095	2:08.731	2:11.962	2:18.402	146.0	6:39.095								
2	3	4:24.539	41.571	1:46.751	1:56.217	189.1	11:03.634								
3	3	4:03.234	39.428	1:32.299	1:51.507	291.6	15:06.868								
4	3	4:08.234 B	38.113	1:31.214	1:58.907	293.2	19:15.102								
79 Prospeed Competition 1. Cooper MacNEIL 2. Bret CURTIS							Porsche 911 GT3 RSR LMGTE Am 3. Jeroen BLEEKEMOLEN								
1	3	12:38.912 B	8:55.708	1:38.190	2:05.014	240.4	12:38.912								
2	3	12:47.567	9:18.498	1:35.141	1:53.928	284.7	25:26.479								
3	3	4:03.238	38.436	1:32.471	1:52.331	286.9	29:29.717								
4	3	5:37.191 B	38.828	1:56.815	3:01.548	288.5	35:06.908								
5	1	12:44.244	9:01.504	1:39.950	2:02.790	259.4	47:51.152								
81 AF Corse 1. Stephen WYATT 2. Michele RUGOLO							Ferrari 458 Italia LMGTE Am 3. Sam BIRD								
1	3	4:55.581 B	1:08.946	1:38.721	2:07.914	224.4	4:55.581								
2	3	5:58.405	2:26.866	1:36.170	1:55.369	249.8	10:53.986								
3	3	4:05.502	39.109	1:34.294	1:52.099	264.5	14:59.488								
4	3	4:10.634 B	38.700	1:32.825	1:59.109	290.0	19:10.122								
5	1	6:25.179	2:55.437	1:34.866	1:54.876	287.7	25:35.301								
6	1	4:05.878	39.100	1:33.280	1:53.498	289.3	29:41.179								
7	1	4:06.197	38.914	1:33.715	1:53.568	288.5	33:47.376								
8	1	4:04.244	38.635	1:32.573	1:53.036	288.5	37:51.620								
9	1	4:03.662	38.643	1:32.815	1:52.204	290.8	41:55.282								
10	1	4:03.574	38.309	1:32.709	1:52.556	288.5	45:58.856								
88 Proton Competition 1. Christian RIED 2. Klaus BACHLER							Porsche 911 RSR LMGTE Am 3. Khaled AL QUBAISI								
1	1	5:23.250	1:24.753	1:55.115	2:03.382	180.3	5:23.250								
2	1	4:11.951	41.094	1:36.089	1:54.768	273.9	9:35.201								
3	1	4:07.494	39.167	1:33.609	1:54.718	292.4	13:42.695								
4	1	4:03.898	38.922	1:32.726	1:52.250	291.6	17:46.593								
5	1	4:17.930 B	39.508	1:33.270	2:05.152	290.8	22:04.523								
6	1	4:33.767 B	1:00.548	1:33.128	2:00.091	292.4	26:38.290								
90 8 Star Motorsports 1. Franck MONTECALVO 2. Gianluca RODA							Ferrari 458 Italia LMGTE Am 3. Paolo RUBERTI								



FIA WEC 82^e Edition des 24 Heures du Mans Warm Up

Sector Analysis

■ Personal Best ■ Session Best B Crossing the finish line in pit lane

Lap	D	Time	Sector 1	Sector 2	Sector 3	T. Spd	Elapsed	Lap	D	Time	Sector 1	Sector 2	Sector 3	T. Spd	Elapsed
1	3	5:25.120B	1:25.613	1:52.045	2:07.462	174.2	5:25.120								
2	3	6:37.293	3:01.276	1:36.885	1:59.132	257.6	12:02.413								
3	3	4:04.327	38.676	1:33.251	1:52.400	286.2	16:06.740								
4	3	3:59.469	37.994	1:31.608	1:49.867	289.3	20:06.209								
5	3	4:15.820B	39.878	1:33.509	2:02.433	290.0	24:22.029								
91 Porsche Team Manthey Porsche 911 RSR															
1.Patrick PILET 3.Nick TANDY LMGTE Pro															
2.Jörg BERGMEISTER															
1	1	5:37.165B	1:53.178	1:39.474	2:04.513	220.8	5:37.165								
2	1	9:02.633	5:32.613	1:35.498	1:54.522	274.6	14:39.798								
3	1	4:02.155	38.649	1:32.121	1:51.385	290.0	18:41.953								
4	1	3:59.922	38.600	1:31.061	1:50.261	292.4	22:41.875								
5	1	3:59.798	37.894	1:31.095	1:50.809	292.4	26:41.673								
6	1	4:07.911B	38.323	1:31.135	1:58.453	290.0	30:49.584								
92 Porsche Team Manthey Porsche 911 RSR															
1.Marco HOLZER 3.Richard LIETZ LMGTE Pro															
2.Frédéric MAKOWIECKI															
1	1	5:21.446B	1:28.357	1:46.501	2:06.588	210.9	5:21.446								
2	1	9:49.681	6:24.832	1:32.767	1:52.082	267.8	15:11.127								
3	1	4:02.637	38.008	1:31.527	1:53.102	294.0	19:13.764								
4	1	3:59.856	38.410	1:31.354	1:50.092	290.0	23:13.620								
5	1	4:10.260B	38.932	1:32.399	1:58.929	286.9	27:23.880								
95 Aston Martin Racing Aston Martin Vantage V8															
1.Kristian POULSEN 3.Nicki THIM LMGTE Am															
2.David HEINEMEIER-HANSSON															
1	3	12:21.560B	8:40.388	1:37.521	2:03.651	247.6	12:21.560								
2	3	14:32.855	...	1:35.430	1:50.712	226.8	26:54.415								
3	3	3:57.520	37.501	1:31.089	1:48.930	288.5	30:51.935								
4	3	4:08.997B	38.151	1:32.403	1:58.443	290.0	35:00.932								
5	3	11:41.713B	7:58.715	1:34.502	2:08.496	251.6	46:42.645								
97 Aston Martin Racing Aston Martin Vantage V8															
1.Darren TURNER 3.Bruno SENNA LMGTE Pro															
2.Stefan MÜCKE															
1	1	4:41.373B	1:08.018	1:35.471	1:57.884	257.6	4:41.373								
2	1	7:03.661	3:42.782	1:32.112	1:48.767	287.7	11:45.034								
3	1	3:59.039	37.347	1:33.305	1:48.387	290.0	15:44.073								
4	1	4:04.605B	38.143	1:30.922	1:55.540	289.3	19:48.678								
5	2	10:15.525	6:52.659	1:32.487	1:50.379	283.9	30:04.203								
6	2	3:58.924	37.818	1:31.179	1:49.927	288.5	34:03.127								
7	2	4:07.405B	38.313	1:31.767	1:57.325	290.0	38:10.532								
8	3	6:51.602B	3:22.889	1:32.775	1:55.938	286.2	45:02.134								
98 Aston Martin Racing Aston Martin Vantage V8															
1.Paul DALLA LANA 3.Christoffer NYGAARD LMGTE Am															
2.Pedro LAMY															
1	2	4:49.169B	1:07.472	1:37.883	2:03.814	249.3	4:49.169								
2	3	9:47.420B	6:14.756	1:33.946	1:58.718	286.2	14:36.589								
3	2	5:48.063	2:21.493	1:33.975	1:52.595	288.5	20:24.652								
4	2	3:59.198	37.936	1:31.423	1:49.839	289.3	24:23.850								
5	2	4:09.720B	37.914	1:33.635	1:58.171	289.3	28:33.570								
6	2	5:46.444B	2:11.621	1:32.482	2:02.341	290.8	34:20.014								