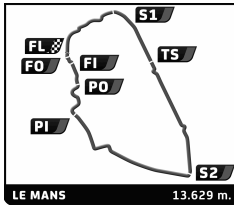


FIA WEC 82^e Edition des 24 Heures du Mans Qualifying Practice 3

Sector Analysis

■ Personal Best ■ Session Best B Crossing the finish line in pit lane

Lap	D	Time	Sector 1	Sector 2	Sector 3	T6	T7	Porsche	Ford	T. Spd	Hour	Elapsed
0		Nissan Motorsports Global										Nissan ZEOD RC
		1. Lucas ORDONEZ		3. Satoshi MOTOYAMA								CDNT
		2. Wolfgang REIP										
1	2	10:26.913	7:09.406	1:28.739	1:48.768	3.931		19.013	8.074	302.2	21:40	10:26.913
2	2	3:50.402	36.679	1:27.212	1:46.511	3.997	4.277	18.809	7.377	307.3	21:44	14:17.315
3	2	3:50.759	36.535	1:27.782	1:46.442	3.947	4.309	18.767	7.155	308.2	21:48	18:08.074
4	2	4:00.065 B	36.675	1:27.212	1:56.178		4.310	18.803		306.5	21:52	22:08.139
5	3	16:44.169	...	1:31.812	1:50.950	3.941		20.373	8.197	303.9	22:08	38:52.308
6	3	3:52.510	36.627	1:29.194	1:46.689	3.905	4.284	19.234	7.317	311.8	22:12	42:44.818
7	3	3:51.642	36.442	1:28.488	1:46.712	3.907	4.290	18.683	7.458	304.7	22:16	46:36.460
8	3	4:02.656	38.784	1:30.825	1:53.047	3.898	4.278	20.796	7.579	309.1	22:20	50:39.116
9	3	4:09.743 B	37.249	1:29.714	2:02.780		4.274	21.723		300.5	22:24	54:48.859
10	1	12:25.260	9:03.040	1:31.630	1:50.590	3.899		20.158	7.642	289.3	22:37	1:07:14.119
11	1	3:54.879	36.846	1:28.825	1:49.208	4.047	4.310	20.415	7.264	306.5	22:41	1:11:08.998
12	1	3:56.886	38.364	1:29.529	1:48.993	3.969	4.384	20.042	7.425	304.7	22:45	1:15:05.884
13	1	3:55.651	36.760	1:28.662	1:50.229	3.966	4.319	20.278	7.190	303.9	22:49	1:19:01.535
14	1	3:50.185	36.410	1:26.879	1:46.896	3.702	4.305	19.385	7.050	305.6	22:52	1:22:51.720
15	1	4:08.789 B	37.438	1:31.024	2:00.327		4.044	19.946		286.9	22:57	1:27:00.509
16	2	28:49.747	...	1:29.742	2:57.259	4.012		1:04.541	7.632	298.8	23:25	1:55:50.256
17	2	5:02.235	37.508	1:29.812	2:54.915	4.001	4.380	1:04.978	7.393	299.7	23:30	2:00:52.491
18	2	3:54.889	37.521	1:29.317	1:48.051	3.939	4.356	19.086	7.256	298.8	23:34	2:04:47.380
19	2	3:55.764	37.391	1:28.893	1:49.480	4.205	4.405	19.524	8.049	299.7	23:38	2:08:43.144
20	2	4:47.166 B	39.881	1:36.671	2:30.614		4.788	26.100		271.1	23:43	2:13:30.310
21	3	17:46.586	...	1:40.799	2:17.468			20.206	7.459	296.4	00:01	2:31:16.896
1		Audi Sport Team Joest										Audi R18 e-tron quattro
		1. Lucas DI GRASSI		3. Tom KRISTENSEN								LMP1
		2. Marc GENE										
1	3	3:51.578	52.905	1:21.693	1:36.980	3.309		17.046	7.562	319.1	21:33	3:51.578
2	3	3:26.736	32.261	1:19.730	1:34.745	3.422	3.661	16.486	6.244	311.8	21:37	7:18.314
3	3	3:28.730	33.105	1:20.348	1:35.277	3.321	3.694	16.311	6.479	318.2	21:40	10:47.044
4	3	3:27.094	32.533	1:19.551	1:35.010	3.414	3.682	17.156	6.242	328.8	21:44	14:14.138
5	3	3:37.934 B	32.606	1:20.201	1:45.127		3.696	16.784		318.2	21:47	17:52.072
6	1	6:16.654	3:16.708	1:19.829	1:40.117	3.328		16.663	10.863	323.9	21:54	24:08.726
7	1	3:31.916	32.531	1:20.491	1:38.894	3.327	3.715	16.256	9.829	291.6	21:57	27:40.642
8	1	3:25.814	32.469	1:18.901	1:34.444	3.330	3.709	16.872	6.389	315.4	22:01	31:06.456
9	1	3:27.024	32.443	1:19.392	1:35.189	3.369	3.685	16.769	6.553	310.9	22:04	34:33.480
10	1	3:36.565 B	34.149	1:19.873	1:42.543		3.692	16.507		311.8	22:08	38:10.045
11	2	8:03.481	5:01.928	1:21.581	1:39.972	3.372		18.331	7.056	310.9	22:16	46:13.526
12	2	3:36.572	33.605	1:21.008	1:41.959	3.415	3.737	21.047	7.002	312.7	22:19	49:50.098
13	2	3:36.604	35.321	1:20.960	1:40.323	3.410	3.724	17.485	7.042	318.2	22:23	53:26.702
14	2	3:31.254	33.328	1:20.632	1:37.294	3.507	3.711	16.812	6.981	315.4	22:26	56:57.956
15	2	3:36.369	33.190	1:21.655	1:41.524	3.469	3.761	17.150	7.013	262.6	22:30	1:00:34.325
16	2	3:33.960	35.395	1:21.442	1:37.123	3.496	3.737	16.844	6.920	311.8	22:34	1:04:08.285
17	2	3:31.666	33.714	1:20.819	1:37.133	3.414	3.726	16.792	6.997	301.3	22:37	1:07:39.951
18	2	3:30.399	33.328	1:20.778	1:36.293	3.502	3.701	16.723	6.974	304.7	22:41	1:11:10.350
19	2	3:36.591	35.654	1:21.912	1:39.025	3.434	3.727	19.673	6.720	310.9	22:44	1:14:46.941
20	2	3:31.538	33.050	1:20.396	1:38.092	3.394	3.705	17.430	6.869	307.3	22:48	1:18:18.479
21	2	3:33.233	33.231	1:20.205	1:39.797	3.466	3.709	17.222	8.620	310.9	22:51	1:21:51.712
22	2	3:31.993	33.227	1:20.366	1:38.400	3.348	3.721	19.312	6.597	310.9	22:55	1:25:23.705
23	2	4:34.599 B	34.876	1:20.380	2:39.343		3.716	16.930		312.7	22:59	1:29:58.304
24	2	6:51.265	3:47.690	1:23.666	1:39.909	3.882		18.443	6.681	291.6	23:06	1:36:49.569
25	2	3:34.731	34.430	1:22.958	1:37.343	3.437	4.554	16.749	7.000	261.3	23:10	1:40:24.300
26	2	3:33.305	34.994	1:21.142	1:37.169	3.429	3.733	17.037	6.656	310.0	23:13	1:43:57.605
27	2	3:31.181	32.966	1:20.105	1:38.110	3.410	3.720	17.041	6.670	307.3	23:17	1:47:28.786
28	2	4:23.803 B	34.542	1:20.470	2:28.791		3.733	52.060		319.1	23:21	1:51:52.589
29	3	6:05.945	2:10.286	1:23.809	2:31.850	3.377		1:03.562	7.303	316.3	23:27	1:57:58.534
30	3	4:06.654	33.635	1:22.710	2:10.309	3.606	3.758	48.868	6.941	309.1	23:32	2:02:05.188



FIA WEC 82^e Edition des 24 Heures du Mans Qualifying Practice 3

Sector Analysis

■ Personal Best ■ Session Best B Crossing the finish line in pit lane

Lap	D	Time	Sector 1	Sector 2	Sector 3	T6	T7	Porsche	Ford	T. Spd	Hour	Elapsed
31	3	3:32.387	33.445	1:21.001	1:37.941	3.468	3.877	17.058	7.883	313.6	23:35	2:05:37.575
32	3	3:29.447	33.059	1:20.881	1:35.507	3.366	3.775	16.493	6.442	310.9	23:39	2:09:07.022
33	3	3:40.652 B	32.593	1:20.010	1:48.049		3.731	17.285		325.8	23:42	2:12:47.674
34	1	5:24.150	1:54.132	1:21.953	2:08.065	3.308		17.998	6.678	322.9	23:48	2:18:11.824
35	1	3:52.390	32.957	1:20.061	1:59.372	3.297	3.725	18.376	6.487	314.5	23:52	2:22:04.214
36	1	3:48.303	33.291	1:20.870	1:54.142	3.437	3.695	18.032	6.305	310.9	23:55	2:25:52.517
37	1	3:50.551	32.685	1:19.858	1:58.008	3.417	3.741	17.306	6.558	321.0	23:59	2:29:43.068
38	1	3:49.838	32.787	1:19.635	1:57.416		3.718	19.320	6.251	324.9	00:03	2:33:32.906

2

Audi Sport Team Joest
1. Marcel FÄSSLER
2. André LOTTERER

3. Benoit TRÉLUYER

Audi R18 e-tron quattro
LMP1

1	3	3:54.463	57.688	1:22.111	1:34.664	3.293		16.755	6.565	285.4	21:33	3:54.463
2	3	3:27.076	33.426	1:19.630	1:34.020	3.384	3.717	16.327	6.296	316.3	21:37	7:21.539
3	3	3:29.236	32.541	1:21.020	1:35.675	3.347	3.724	16.288	6.373	322.0	21:40	10:50.775
4	3	3:26.341	32.301	1:19.666	1:34.374	3.364	3.704	15.982	6.745	325.8	21:44	14:17.116
5	3	3:28.496	32.297	1:19.958	1:36.241	3.338	3.727	17.577	6.673	320.1	21:47	17:45.612
6	3	3:25.346	32.180	1:19.164	1:34.002	3.345	3.703	16.725	6.293	315.4	21:51	21:10.958
7	3	3:27.743	32.151	1:19.864	1:35.728	3.338	3.667	16.774	6.547	315.4	21:54	24:38.701
8	3	3:27.889	32.713	1:20.003	1:35.173	3.353	3.684	17.043	6.765	322.9	21:58	28:06.590
9	3	3:26.598	33.123	1:19.610	1:33.865	3.356	3.671	16.373	6.584	326.8	22:01	31:33.188
10	3	3:25.837	32.916	1:18.764	1:34.157	3.415	3.673	16.514	6.371	321.0	22:04	34:59.025
11	3	3:24.729	32.402	1:18.671	1:33.656	3.405	3.681	16.083	6.295	319.1	22:08	38:23.754
12	3	3:27.069	33.054	1:19.764	1:34.251	3.356	3.720	16.441	6.477	319.1	22:11	41:50.823
13	3	3:38.126 B	32.383	1:21.214	1:44.529		3.748	18.058		332.9	22:15	45:28.949
14	1	4:45.650	1:45.451	1:23.360	1:36.839	3.398		17.076	6.749	311.8	22:20	50:14.599
15	1	3:28.829	33.067	1:20.061	1:35.701	3.386	3.756	16.495	6.945	320.1	22:23	53:43.428
16	1	3:32.552	33.681	1:21.371	1:37.500	3.382	3.994	16.372	6.812	317.2	22:27	57:15.980
17	1	3:28.208	32.837	1:20.011	1:35.360	3.368	3.724	16.364	6.598	316.3	22:30	1:00:44.188
18	1	3:30.157	33.145	1:20.475	1:36.537	3.378	3.821	16.283	6.747	320.1	22:34	1:04:14.345
19	1	3:29.153	33.527	1:20.014	1:35.612	3.406	4.038	16.347	6.874	313.6	22:37	1:07:43.498
20	1	3:35.178 B	32.739	1:20.065	1:42.374		3.719	16.487		320.1	22:41	1:11:18.676
21	1	6:34.335	3:37.214	1:20.018	1:37.103	3.335		16.557	8.215	326.8	22:47	1:17:53.011
22	1	3:28.260	32.445	1:18.744	1:37.071	3.370	3.723	18.809	6.612	323.9	22:51	1:21:21.271
23	1	3:28.166	32.576	1:18.839	1:36.751	3.314	3.687	18.139	6.448	319.1	22:54	1:24:49.437
24	1	3:26.661	32.346	1:19.303	1:35.012	3.383	3.669	15.894	7.258	316.3	22:58	1:28:16.098
25	1	3:29.349	32.829	1:20.439	1:36.081	3.291	3.684	16.968	6.883	303.0	23:01	1:31:45.447
26	1	3:35.558 B	32.405	1:18.782	1:44.371		3.669	17.753		322.9	23:05	1:35:21.005
27	2	4:35.485	1:36.834	1:23.784	1:34.867	3.375		16.351	6.370	315.4	23:09	1:39:56.490
28	2	3:29.052	32.645	1:19.907	1:36.500	3.423	3.739	17.879	6.484	314.5	23:13	1:43:25.542
29	2	3:31.945	34.376	1:20.319	1:37.250	3.396	3.803	18.461	6.436	314.5	23:16	1:46:57.487
30	2	4:22.742 B	32.936	1:21.766	2:28.040		3.696	54.972		323.9	23:21	1:51:20.229
31	2	5:11.513	1:38.855	1:21.417	2:11.241	3.440		48.783	6.633	322.0	23:26	1:56:31.742
32	2	4:20.853	34.175	1:20.859	2:25.819	3.468	3.784	58.840	7.106	311.8	23:30	2:00:52.595
33	2	3:37.785 B	34.217	1:21.484	1:42.084		3.812	16.526		323.9	23:34	2:04:30.380
34	2	12:29.434	9:09.182	1:21.029	1:59.223	3.279		17.177	6.645	322.9	23:46	2:16:59.814
35	2	3:47.994	32.142	1:18.959	1:56.893	3.459	3.668	16.183	7.188	319.1	23:50	2:20:47.808
36	2	3:52.086	32.937	1:19.136	2:00.013	3.289	3.725	17.756	7.265	329.8	23:54	2:24:39.894
37	2	3:48.613	31.845	1:19.032	1:57.736	3.246	3.659	16.303	6.466	306.5	23:58	2:28:28.507
38	2	3:55.712	31.924	1:18.689	2:05.099		3.652	16.508	6.722	316.3	00:02	2:32:24.219

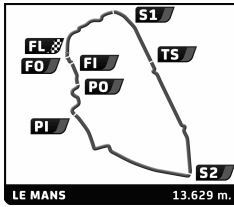
3

Audi Sport Team Joest
1. Filipe ALBUQUERQUE
2. Marco BONANOMI

3. Oliver JARVIS

Audi R18 e-tron quattro
LMP1

1	2	3:46.523	49.791	1:20.786	1:35.946	3.314		16.562	6.877	314.5	21:33	3:46.523
2	2	3:24.817	32.207	1:18.241	1:34.369	3.400	3.750	17.045	6.263	319.1	21:37	7:11.340
3	2	3:28.246	32.982	1:21.057	1:34.207	3.299	4.008	16.455	6.354	325.8	21:40	10:39.586
4	2	3:23.364	32.057	1:18.116	1:33.191	3.709	3.662	15.623	6.202	336.0	21:44	14:02.950
5	2	3:29.591	34.670	1:19.629	1:35.292	3.270	3.801	17.423	6.502	296.4	21:47	17:32.541



FIA WEC 82^e Edition des 24 Heures du Mans Qualifying Practice 3

Sector Analysis

■ Personal Best ■ Session Best B Crossing the finish line in pit lane

Lap	D	Time	Sector 1	Sector 2	Sector 3	T6	T7	Porsche	Ford	T. Spd	Hour	Elapsed
6	2	3:28.788	32.972	1:19.049	1:36.767	3.306	3.675	19.241	6.404	317.2	21:51	21:01.329
7	2	3:23.384	32.125	1:18.347	1:32.912	3.346	3.660	15.692	6.171	317.2	21:54	24:24.713
8	2	3:38.798 B	32.867	1:19.262	1:46.669		3.833	19.896		320.1	21:58	28:03.511
9	3	4:42.919	1:41.698	1:21.129	1:40.092	3.376		18.319	6.575	312.7	22:02	32:46.430
10	3	3:27.216	32.924	1:19.562	1:34.730	3.369	3.727	16.336	6.552	310.0	22:06	36:13.646
11	3	3:28.262	32.814	1:19.451	1:35.997	3.384	3.701	16.411	6.522	314.5	22:09	39:41.908
12	3	3:26.872	32.810	1:19.366	1:34.696	3.361	3.705	16.340	6.628	311.8	22:13	43:08.780
13	3	3:28.735	32.699	1:20.742	1:35.294	3.363	3.701	16.400	6.810	303.9	22:16	46:37.515
14	3	3:30.444	34.302	1:21.172	1:34.970	3.353	3.682	16.621	6.676	307.3	22:20	50:07.959
15	3	3:28.590	32.709	1:20.731	1:35.150	3.348	3.687	16.174	6.740	312.7	22:23	53:36.549
16	3	3:30.412	32.970	1:19.905	1:37.537	3.400	3.682	17.797	6.614	314.5	22:27	57:06.961
17	3	3:39.294 B	33.657	1:20.417	1:45.220		3.692	17.350		291.6	22:30	1:00:46.255
18	1	10:04.577	7:04.934	1:21.806	1:37.837	3.421		18.919	6.456	309.1	22:40	1:10:50.832
19	1	3:28.416	33.240	1:20.676	1:34.500	3.566	3.715	16.331	6.205	309.1	22:44	1:14:19.248
20	1	3:29.738	32.650	1:19.393	1:37.695	3.400	3.740	19.366	6.389	312.7	22:47	1:17:48.986
21	1	3:26.139	32.436	1:19.594	1:34.109	3.454	3.677	16.162	6.228	323.9	22:51	1:21:15.125
22	1	3:26.269	32.501	1:19.314	1:34.454	3.451	3.714	16.393	6.260	316.3	22:54	1:24:41.394
23	1	3:26.267	32.492	1:19.440	1:34.335	3.496	3.711	16.120	6.770	320.1	22:58	1:28:07.661
24	1	3:25.199	32.409	1:19.141	1:33.649	3.458	3.718	15.947	6.274	317.2	23:01	1:31:32.860
25	1	3:28.969	32.399	1:18.979	1:37.591	3.533	3.696	19.212	6.251	316.3	23:05	1:35:01.829
26	1	3:25.347	32.423	1:19.371	1:33.553	3.531	3.700	15.909	6.190	315.4	23:08	1:38:27.176
27	1	3:25.536	32.506	1:19.277	1:33.753	3.548	3.720	15.874	6.255	312.7	23:11	1:41:52.712
28	1	3:30.945	32.475	1:19.089	1:39.381	3.397	3.727	19.425	6.483	314.5	23:15	1:45:23.657
29	1	4:25.383	32.190	1:18.422	2:34.771	3.450	3.668	59.032	7.328	319.1	23:19	1:49:49.040
30	1	4:14.322 B	32.612	1:19.113	2:22.597		3.729	54.151		317.2	23:24	1:54:03.362
31	2	9:40.785	6:22.132	1:23.354	1:55.299	3.415		30.569	6.832	303.9	23:33	2:03:44.147
32	2	3:32.897	33.396	1:21.716	1:37.785	3.349	3.725	17.365	6.683	312.7	23:37	2:07:17.044
33	2	3:29.243	33.032	1:20.300	1:35.911	3.375	3.689	16.705	6.823	315.4	23:40	2:10:46.287
34	2	3:37.179	32.803	1:19.508	1:44.868	3.330	3.717	19.027	6.715	313.6	23:44	2:14:23.466
35	2	3:43.559	32.658	1:19.700	1:51.201	3.306	3.677	17.080	6.603	313.6	23:48	2:18:07.025
36	2	3:49.268	32.598	1:19.584	1:57.086	3.322	3.679	16.787	6.539	312.7	23:51	2:21:56.293
37	2	3:47.268	32.774	1:19.323	1:55.171	3.319	3.691	16.655	6.451	315.4	23:55	2:25:43.561
38	2	4:07.395 B	34.672	1:22.887	2:09.836		3.682	20.647		304.7	23:59	2:29:50.956

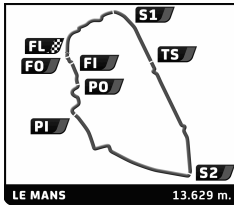
7

Toyota Racing
1. Alexander WURZ
2. Stéphane SARRAZIN

3. Kazuki NAKAJIMA

Toyota TS 040 - Hybrid
LMP1

1	3	3:33.203	40.684	1:19.505	1:33.014	3.333		16.163	6.373	326.8	21:33	3:33.203
2	3	3:25.308	32.319	1:17.782	1:35.207	3.266	3.678	17.277	6.760	304.7	21:36	6:58.511
3	3	3:26.947	32.189	1:17.541	1:37.217		3.610	17.205		301.3	21:40	10:25.458
4	3	3:21.789	32.021	1:17.518	1:32.250	3.465	3.581	15.608	6.147	298.0	21:43	13:47.247
5	3	3:36.689 B	33.242	1:20.668	1:42.779		3.682			302.2	21:47	17:23.936
6	3	7:12.502	4:21.228	1:18.177	1:33.097	3.323		16.403	6.090	332.9	21:54	24:36.438
7	3	3:28.652	33.031	1:19.293	1:36.328	3.258	3.613	16.260	8.476	321.0	21:58	28:05.090
8	3	3:24.704	32.406	1:18.832	1:33.466	3.327	3.573	16.299	6.468	300.5	22:01	31:29.794
9	3	3:25.182	32.217	1:18.550	1:34.415	3.305	3.641	16.638	6.463	303.9	22:04	34:54.976
10	3	3:24.947	32.693	1:18.004	1:34.250	3.342	3.647	15.788	7.126	307.3	22:08	38:19.923
11	3	3:35.416 B	33.345	1:20.190	1:41.881		3.622	16.489		305.6	22:11	41:55.339
12	1	4:47.208	1:49.493	1:19.678	1:38.037	3.411		19.602	6.474	315.4	22:16	46:42.547
13	1	3:27.991	33.225	1:20.094	1:34.672	3.388	3.676	16.972	6.286		22:20	50:10.538
14	1	3:26.806	32.824	1:19.184	1:34.798	3.476	3.698	16.617	6.363	303.9	22:23	53:37.344
15	1	3:28.264	33.041	1:19.676	1:35.547	3.336	3.679		6.429		22:27	57:05.608
16	1	3:26.950	32.871	1:19.101	1:34.978	3.538	3.686	16.736	6.318		22:30	1:00:32.558
17	1	3:36.381 B	32.802	1:19.467	1:44.112		3.714			298.8	22:34	1:04:08.939
18	1	4:25.979	1:32.040	1:19.365	1:34.574	3.464			6.200	314.5	22:38	1:08:34.918
19	1	3:28.879	32.876	1:21.441	1:34.562	3.486	3.687	16.636	6.166		22:42	1:12:03.797
20	1	3:26.906	33.380	1:19.149	1:34.377	3.478		16.607	6.266	296.4	22:45	1:15:30.703
21	1	3:28.147	33.146	1:19.829	1:35.172	3.429	3.673	16.987	6.375		22:48	1:18:58.850



FIA WEC 82^e Edition des 24 Heures du Mans Qualifying Practice 3

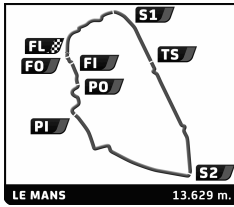
Sector Analysis

■ Personal Best ■ Session Best B Crossing the finish line in pit lane

Lap	D	Time	Sector 1	Sector 2	Sector 3	T6	T7	Porsche	Ford	T. Spd	Hour	Elapsed
22	1	3:38.344B	34.126	1:20.259	1:43.959		3.664	17.031		298.8	22:52	1:22:37.194
23	2	4:32.749	1:33.869	1:19.853	1:39.027	3.404		18.052	7.786	324.9	22:57	1:27:09.943
24	2	3:29.457	33.202	1:19.989	1:36.266	3.556	3.658	17.144	7.027	297.2	23:00	1:30:39.400
25	2	3:48.387B	34.729	1:22.007	1:51.651		3.704	18.953		306.5	23:04	1:34:27.787
26	2	7:19.875	4:22.657	1:21.085	1:36.133	3.353			6.672	306.5	23:11	1:41:47.662
27	2	3:32.151	32.662	1:19.525	1:39.964	3.448	3.655	21.128	6.650	300.5	23:15	1:45:19.813
28	2	4:34.910B	33.136	1:19.870	2:41.904		3.670	58.881		294.0	23:19	1:49:54.723
29	2	10:11.555	6:38.394	1:19.402	2:13.759	3.328		53.898	6.810	318.2	23:30	2:00:06.278
30	2	3:40.871	32.561	1:18.435	1:49.875	3.452	3.667	32.189	6.303		23:33	2:03:47.149
31	2	3:25.100	32.385	1:19.041	1:33.674	3.349	3.680	16.230	6.095	301.3	23:37	2:07:12.249
32	2	3:45.168B	32.218	1:18.552	1:54.398		3.643	17.241		298.8	23:40	2:10:57.417
33	3	6:26.530	3:14.671	1:20.157	1:51.702	3.307			6.380		23:47	2:17:23.947
34	3	3:46.368	32.291	1:18.822	1:55.255	3.296	3.647	16.506	6.044	296.4	23:51	2:21:10.315
35	3	3:48.095	32.306	1:19.807	1:55.982	3.304	3.646	17.055	6.124	301.3	23:54	2:24:58.410
36	3	3:45.672	32.027	1:18.240	1:55.405	3.356	3.624	16.212	6.285		23:58	2:28:44.082
37	3	3:57.777B	32.161	1:18.077	2:07.539		3.645	17.158		300.5	00:02	2:32:41.859

8	Toyota Racing	3.Sébastien BUEMI	Toyota TS 040 - Hybrid
	1.Anthony DAVIDSON		LMP1
	2.Nicolas LAPIERRE		

1	3	3:42.549	44.957	1:19.780	1:37.812	3.361			6.654	324.9	21:33	3:42.549
2	3	3:24.107	32.441	1:17.920	1:33.746	3.410	3.655	16.536	6.666		21:37	7:06.656
3	3	3:24.987	33.012	1:19.303	1:32.672	3.468	3.661	15.883			21:40	10:31.643
4	3	3:28.860	35.435	1:19.298	1:34.127		3.706	16.639			21:44	14:00.503
5	3	3:23.501	32.591	1:17.595	1:33.315	3.412	3.610	15.925	6.033	298.0	21:47	17:24.004
6	3	3:33.010B	32.450	1:17.780	1:42.780		3.671				21:50	20:57.014
7	3	7:45.336	4:47.718	1:19.039	1:38.579	3.287			7.011	322.9	21:58	28:42.350
8	3	3:22.523	31.988	1:17.934	1:32.601	3.432	3.587	15.668	6.225		22:02	32:04.873
9	3	3:27.182	34.034	1:19.535	1:33.613	3.293	3.675	16.094	6.278	300.5	22:05	35:32.055
10	3	3:22.933	32.493	1:17.870	1:32.570	3.395	3.651	15.739	6.135		22:08	38:54.988
11	3	3:33.104B	32.555	1:18.119	1:42.430		3.640				22:12	42:28.092
12	2	4:35.802	1:39.401	1:20.123	1:36.278	3.407			6.516	314.5	22:17	47:03.894
13	2	3:29.628	33.007	1:18.880	1:37.741	3.372	3.671		6.450		22:20	50:33.522
14	2	3:25.720	32.633	1:18.888	1:34.199		3.716	16.272		298.8	22:23	53:59.242
15	2	3:41.334B	33.589	1:19.333	1:48.412		3.761	20.605			22:27	57:40.576
16	2	7:51.097	4:53.240	1:21.383	1:36.474			16.816			22:35	1:05:31.673
17	2	3:43.077B	32.805	1:19.301	1:50.971		3.664				22:39	1:09:14.750
18	2	5:12.933	2:17.824	1:19.521	1:35.588	3.355			6.443		22:44	1:14:27.683
19	2	3:26.236	32.732	1:18.480	1:35.024	3.409	3.673	16.703	6.781		22:47	1:17:53.919
20	2	3:30.068	32.958	1:18.582	1:38.528	3.340	3.720	18.345	7.129	302.2	22:51	1:21:23.987
21	2	3:28.018	32.682	1:18.322	1:37.014		3.649	18.719			22:54	1:24:52.005
22	2	3:24.460	32.626	1:18.195	1:33.639	3.448	3.681	16.113	6.427	303.0	22:58	1:28:16.465
23	2	3:35.249B	32.988	1:19.041	1:43.220		3.723				23:01	1:31:51.714
24	1	10:17.454	7:18.303	1:21.747	1:37.404			16.678			23:12	1:42:09.168
25	1	3:29.168	32.432	1:18.893	1:37.843	3.413	3.618				23:15	1:45:38.336
26	1	4:11.679	32.464	1:19.759	2:19.456		3.658	58.951			23:19	1:49:50.015
27	1	4:06.508	32.602	1:18.612	2:15.294	3.604	3.636				23:23	1:53:56.523
28	1	4:03.766	32.746	1:19.541	2:11.479		3.713				23:28	1:58:00.289
29	1	4:07.734B	32.620	1:20.376	2:14.738		3.664				23:32	2:02:08.023
30	3	7:46.301	4:32.612	1:19.839	1:53.850						23:39	2:09:54.324
31	3	3:27.708	32.205	1:18.494	1:37.009	3.357	3.629		6.318	288.5	23:43	2:13:22.032
32	3	3:58.623B	32.254	1:19.903	2:06.466		3.661				23:47	2:17:20.655
33	3	4:51.495	1:38.666	1:19.033	1:53.796	3.433			6.147		23:52	2:22:12.150
34	3	3:45.390	32.463	1:18.637	1:54.290		3.706				23:55	2:25:57.540
35	3	3:48.150	32.317	1:18.270	1:57.563		3.649				23:59	2:29:45.690
36	3	4:04.833B	32.484	1:19.617	2:12.732		3.641				00:03	2:33:50.523

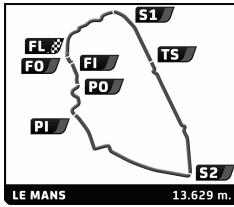


FIA WEC 82^e Edition des 24 Heures du Mans Qualifying Practice 3

Sector Analysis

■ Personal Best ■ Session Best B Crossing the finish line in pit lane

Lap	D	Time	Sector 1	Sector 2	Sector 3	T6	T7	Porsche	Ford	T. Spd	Hour	Elapsed	
20	Porsche Team											Porsche 919 Hybrid LMP1	
	1.Timo BERNHARD		3.Brendon HARTLEY										
	2.Mark WEBBER												
	1	1	3:36.546	41.749	1:19.410	1:35.387	3.342		16.607	6.436		21:33	3:36.546
	2	1	3:26.017	32.687	1:17.157	1:36.173	3.409	3.626	18.659	6.523	325.8	21:37	7:02.563
	3	1	3:24.583	33.100	1:16.921	1:34.562	3.409	3.814	17.111	7.276	320.1	21:40	10:27.146
	4	1	3:25.103	32.601	1:16.962	1:35.540	3.457		17.593	6.419		21:43	13:52.249
	5	1	3:41.076 B	32.826	1:19.983	1:48.267		3.808	17.553			21:47	17:33.325
	6	3	1:41:42.054	...	1:21.364	2:37.013	3.397		57.297	6.929	323.9	23:29	1:59:15.379
	7	3	4:09.085	33.210	1:17.936	2:17.939	3.401	3.644	55.996	6.576	324.9	23:33	2:03:24.464
	8	3	3:26.204	33.051	1:17.364	1:35.789	3.379	3.641	18.082	6.696		23:36	2:06:50.668
	9	3	3:24.136	32.631	1:17.290	1:34.215	3.439	3.696	17.210	6.379		23:40	2:10:14.804
	10	3	4:12.624 B	33.188	1:17.743	2:21.693		3.703	21.249			23:44	2:14:27.428
	11	3	6:31.774	3:11.518	1:18.921	2:01.335	3.344		20.096	6.607		23:50	2:20:59.202
	12	3	3:49.644	32.504	1:20.074	1:57.066		3.625	16.998		303.9	23:54	2:24:48.846
13	3	3:47.384	33.141	1:17.287	1:56.956		3.621	17.351			23:58	2:28:36.230	
14	3	4:09.936 B	32.376	1:17.352	2:20.208		3.625	18.192			00:02	2:32:46.166	
24	Sebastien Loeb Racing											Oreca 03R - Nissan LMP2	
	1.René RAST		3.Vincent CAPILLAIRE										
	2.Jan CHAROUZ												
	1	3	18:12.154	...	1:37.155	1:49.620	3.751		20.832	6.855	240.4	21:48	18:12.154
	2	3	3:48.066	35.589	1:26.407	1:46.070	3.723	4.143	19.053	6.714	300.5	21:52	22:00.220
	3	3	3:51.155	35.289	1:29.541	1:46.325	3.722	4.133	19.917	6.897	299.7	21:55	25:51.375
	4	3	3:58.277 B	35.357	1:26.856	1:56.064		4.129	19.721		298.8	21:59	29:49.652
	5	1	8:02.619	4:50.355	1:28.106	1:44.158	3.695		18.453	6.823	297.2	22:07	37:52.271
	6	1	3:44.022	34.913	1:26.359	1:42.750	3.737	4.142	18.200	6.776	299.7	22:11	41:36.293
	7	1	3:47.379	34.820	1:26.846	1:45.713	3.748	4.141	20.532	6.834	302.2	22:15	45:23.672
	8	1	3:46.471	36.145	1:27.142	1:43.184	3.706	4.134	18.464	6.782	298.0	22:19	49:10.143
	9	1	3:51.377 B	34.837	1:26.766	1:49.774		4.128	18.364		303.0	22:23	53:01.520
	10	1	15:20.408	...	1:28.105	1:43.273	3.741		18.269	6.577	296.4	22:38	1:08:21.928
	11	1	3:53.731 B	35.848	1:27.227	1:50.656		4.144	18.393		298.8	22:42	1:12:15.659
	12	1	14:48.772	...	1:27.023	1:47.161	3.683		21.703	6.776	300.5	22:57	1:27:04.431
	13	1	3:46.929	35.364	1:27.200	1:44.365	3.715	4.125	18.434	6.869	296.4	23:00	1:30:51.360
	14	1	3:52.318 B	35.169	1:27.177	1:49.972		4.138	18.107		298.8	23:04	1:34:43.678
	15	2	28:30.022	...	1:30.003	2:46.835	3.781		59.036	7.698	294.0	23:33	2:03:13.700
	16	2	3:55.635 B	36.012	1:27.324	1:52.299		4.165	18.749		298.0	23:37	2:07:09.335
	17	2	5:06.112	1:51.631	1:28.046	1:46.435	3.681		18.116	7.046	298.0	23:42	2:12:15.447
	18	2	4:07.616	35.008	1:26.566	2:06.042	3.708	4.129	18.486	6.982	298.0	23:46	2:16:23.063
19	2	4:13.920 B	35.187	1:26.535	2:12.198		4.132	18.017		301.3	23:50	2:20:36.983	
20	3	5:33.248	1:57.642	1:27.829	2:07.777	3.966		20.631	7.212	297.2	23:56	2:26:10.231	
21	3	4:11.633	35.419	1:27.282	2:08.932		4.173	19.938	7.011	298.8	00:00	2:30:21.864	
26	G-Drive Racing											Morgan - Nissan LMP2	
	1.Roman RUSINOV		3.Julien CANAL										
	2.Olivier PLA												
	1	1	4:13.742	1:04.310	1:28.117	1:41.315	3.741		16.969	6.835	289.3	21:34	4:13.742
	2	1	3:39.732	34.446	1:24.973	1:40.313	3.766	4.178	16.852	6.733	298.0	21:37	7:53.474
	3	1	3:40.227	34.701	1:25.205	1:40.321	3.815	4.160	16.964	6.735	296.4	21:41	11:33.701
	4	1	3:39.838	34.375	1:24.723	1:40.740	3.777	4.161	17.681	6.626	298.8	21:45	15:13.539
	5	1	3:51.000 B	34.489	1:25.996	1:50.515		4.139	17.241		305.6	21:49	19:04.539
	6	2	9:15.884	6:04.576	1:27.414	1:43.894	3.698		17.768	8.421	298.0	21:58	28:20.423
	7	2	3:43.418	34.548	1:24.835	1:44.035	3.671	4.144	19.715	7.268	298.0	22:02	32:03.841
	8	2	3:39.121	34.489	1:24.707	1:39.925	3.769	4.138	16.650	6.647	303.9	22:05	35:42.962
	9	2	3:38.849	34.316	1:24.618	1:39.915	3.751	4.158	16.598	6.629	299.7	22:09	39:21.811
10	2	3:48.524 B	34.864	1:25.277	1:48.383		4.142	17.412		298.0	22:13	43:10.335	
11	3	5:41.581	2:30.426	1:27.183	1:43.972	3.717		18.524	7.284	297.2	22:18	48:51.916	
12	3	3:43.984	35.626	1:26.311	1:42.047	3.833	4.151	17.514	6.843	298.8	22:22	52:35.900	



FIA WEC 82^e Edition des 24 Heures du Mans Qualifying Practice 3

Sector Analysis

■ Personal Best ■ Session Best B Crossing the finish line in pit lane

Lap	D	Time	Sector 1	Sector 2	Sector 3	T6	T7	Porsche	Ford	T. Spd	Hour	Elapsed
13	3	3:45.145	35.095	1:27.638	1:42.412	3.938	4.173	17.537	6.787	299.7	22:26	56:21.045
14	3	3:46.281	35.288	1:26.074	1:44.919	3.914	4.200	19.865	7.219	298.8	22:30	1:00:07.326
15	3	3:59.158 B	35.160	1:26.922	1:57.076		4.180	18.284		301.3	22:34	1:04:06.484
16	2	35:27.925	...	1:28.053	1:43.368	3.661		17.362	6.995	291.6	23:09	1:39:34.409
17	2	3:38.000	34.119	1:24.602	1:39.279	3.932	4.128	16.377	6.438	298.8	23:13	1:43:12.409
18	2	3:54.420 B	34.336	1:24.558	1:55.526		4.186	23.252		298.0	23:17	1:47:06.829
19	2	26:47.701 B	...	1:26.778	1:59.415			19.658		294.0	23:43	2:13:54.530
20	2	14:44.333 B	...	1:27.645	2:21.154			19.641		293.2	23:58	2:28:38.863

27

SMP Racing
1.Sergey ZLOBIN
2.Mika SALO

3.Anton LADYGIN

Oreca 03R - Nissan
LMP2

1	2	7:06.789	3:50.454	1:28.085	1:48.250	3.793		21.035	7.330	297.2	21:37	7:06.789
2	2	3:57.245 B	36.184	1:28.319	1:52.742		4.139	18.385		303.9	21:41	11:04.034
3	2	4:58.423	1:43.528	1:29.416	1:45.479	3.686		18.306	7.957	298.0	21:46	16:02.457
4	2	3:42.282	34.811	1:25.489	1:41.982	3.740	4.115	18.140	6.785	301.3	21:49	19:44.739
5	2	3:45.908	34.771	1:26.544	1:44.593	3.739	4.131	19.472	7.371	303.9	21:53	23:30.647
6	2	3:54.359 B	35.013	1:26.019	1:53.327		4.120	18.166		302.2	21:57	27:25.006
7	2	5:34.028	2:21.621	1:27.023	1:45.384	3.694		18.970	8.492	302.2	22:02	32:59.034
8	2	3:42.131	34.759	1:25.744	1:41.628	3.759	4.109	18.010	6.795	301.3	22:06	36:41.165
9	2	3:48.312	35.053	1:26.279	1:46.980	3.789	4.132	20.202	7.748	303.0	22:10	40:29.477
10	2	3:53.964 B	34.537	1:26.669	1:52.758		4.138	19.058		301.3	22:14	44:23.441
11	3	7:12.160	3:56.130	1:29.572	1:46.458	3.855		19.112	7.441	298.8	22:21	51:35.601
12	3	3:49.490	36.082	1:27.814	1:45.594	3.834	4.159	18.784	7.134	301.3	22:25	55:25.091
13	3	3:48.291	35.882	1:27.263	1:45.146	3.755	4.148	19.625	7.131	300.5	22:29	59:13.382
14	3	3:47.029	35.608	1:27.630	1:43.791	3.783	4.126	18.721	7.065	302.2	22:33	1:03:00.411
15	3	3:49.799	36.921	1:28.833	1:44.045	3.707	4.116	18.554	7.227	299.7	22:36	1:06:50.210
16	3	3:56.816 B	35.222	1:26.907	1:54.687		4.101	18.339		300.5	22:40	1:10:47.026
17	1	7:38.959	4:10.851	1:28.661	1:59.447	3.776		20.052	7.416	301.3	22:48	1:18:25.985
18	1	4:01.942 B	36.481	1:29.513	1:55.948		4.157	20.239		298.0	22:52	1:22:27.927
19	1	15:16.935	...	1:31.298	1:46.705	3.771		19.067	7.282	294.0	23:07	1:37:44.862
20	1	3:51.359	36.538	1:30.386	1:44.435	3.733	4.193	18.394	7.122	297.2	23:11	1:41:36.221
21	1	3:51.741	35.784	1:29.139	1:46.818	3.793	4.158	20.031	7.058	298.8	23:15	1:45:27.962
22	1	4:25.474	35.862	1:28.080	2:21.532	3.839	4.152	54.072	6.828	299.7	23:19	1:49:53.436
23	1	4:31.849	36.730	1:28.197	2:26.922	3.914	4.154	52.780	7.658	303.0	23:24	1:54:25.285
24	1	4:51.624 B	36.680	1:29.053	2:45.891		4.190	50.764		298.0	23:29	1:59:16.909
25	3	6:51.069	3:37.456	1:28.453	1:45.160	3.709		18.946	7.170	300.5	23:36	2:06:07.978
26	3	3:47.721	35.567	1:26.604	1:45.550	3.722	4.119	19.838	7.314	299.7	23:39	2:09:55.699
27	3	3:49.911	35.851	1:27.436	1:46.624	3.685	4.115	18.218	6.929	300.5	23:43	2:13:45.610
28	3	4:10.997	35.073	1:26.573	2:09.351	3.688	4.106	18.249	6.641	299.7	23:47	2:17:56.607
29	3	4:09.651	35.255	1:26.279	2:08.117	3.755	4.103	19.691	6.940	300.5	23:52	2:22:06.258
30	3	4:07.907	35.034	1:26.083	2:06.790	3.742	4.102	18.071	6.785	299.7	23:56	2:26:14.165
31	3	4:08.195	34.817	1:25.198	2:08.180		4.107	19.820	7.129	301.3	00:00	2:30:22.360

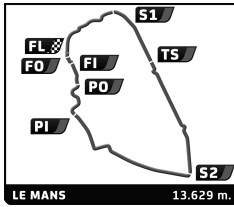
33

OAK Racing - Team Asia
1.David CHENG
2.Ho-Pin TUNG

3.Adderly FONG

Ligier JS P2 - HPD
LMP2

1	3	4:09.247	56.867	1:28.771	1:43.609	3.982		18.028	7.027	300.5	21:34	4:09.247
2	3	3:46.079	36.146	1:26.387	1:43.546	3.881	4.223	17.851	6.908	298.8	21:37	7:55.326
3	3	3:43.173	35.404	1:26.118	1:41.651	3.852	4.190	17.547	6.757	298.8	21:41	11:38.499
4	3	3:43.158	35.023	1:26.275	1:41.860	3.841	4.174	17.564	6.739	298.8	21:45	15:21.657
5	3	4:04.651 B	34.882	1:26.616	2:03.153		4.173	19.880		301.3	21:49	19:26.308
6	2	17:10.008	...	1:28.563	1:50.230	3.789		19.107	7.458	298.8	22:06	36:36.316
7	2	3:57.340	36.709	1:31.815	1:48.816	3.748	4.160	20.139	8.144	294.8	22:10	40:33.656
8	2	9:35.872 B	35.525	2:43.509	6:16.838		4.157	1:02.806		300.5	22:20	50:09.528
9	2	21:01.589 B	...	1:49.133	2:27.181			24.398		258.2	22:41	1:11:11.117
10	2	27:47.844	...	1:36.146	1:54.302	3.895		20.738	7.893	177.9	23:08	1:38:58.961
11	2	3:48.456	36.138	1:28.564	1:43.754	3.799	4.197	18.169	6.808	297.2	23:12	1:42:47.417
12	2	3:46.617	35.527	1:26.293	1:44.797	3.826	4.162	19.611	6.867	304.7	23:16	1:46:34.034



FIA WEC 82^e Edition des 24 Heures du Mans Qualifying Practice 3

Sector Analysis

■ Personal Best ■ Session Best B Crossing the finish line in pit lane

Lap	D	Time	Sector 1	Sector 2	Sector 3	T6	T7	Porsche	Ford	T. Spd	Hour	Elapsed
13	2	4:42.941 B	34.910	1:26.389	2:41.642		4.161	58.093		299.7	23:21	1:51:16.975
14	2	16:37.143	...	1:27.768	1:43.712	3.700		18.150	6.901	299.7	23:37	2:07:54.118
15	2	3:50.864	34.620	1:26.447	1:49.797	3.737	4.139	19.068	7.316	303.0	23:41	2:11:44.982
16	2	4:20.131 B	34.666	1:26.363	2:19.102		4.148	20.165		298.8	23:46	2:16:05.113
17	2	12:37.532 B	8:49.305	1:28.233	2:19.994			20.976		296.4	23:58	2:28:42.645

34

Race Performance

1. Michel FREY

3. Jon LANCASTER

2. Franck MAILLEUX

Oreca O3R - Judd

LMP2

1	1	4:04.861	49.059	1:29.993	1:45.809	3.801		18.977	6.959	295.6	21:34	4:04.861
2	1	3:49.482	36.534	1:27.851	1:45.097	3.858	4.205	18.333	7.095	296.4	21:37	7:54.343
3	1	3:47.773	35.845	1:27.563	1:44.365	3.931	4.213	18.208	6.794	287.7	21:41	11:42.116
4	1	3:46.388	35.561	1:27.292	1:43.535	3.841	4.222	18.182	6.775	297.2	21:45	15:28.504
5	1	3:55.883 B	35.989	1:27.278	1:52.616		4.196	18.540		297.2	21:49	19:24.387
6	2	5:58.242	2:41.422	1:27.364	1:49.456	3.621		17.571	8.448	297.2	21:55	25:22.629
7	2	3:41.278	34.601	1:25.855	1:40.822	4.009	4.134	17.040	6.565	298.0	21:59	29:03.907
8	2	3:46.039	36.329	1:25.253	1:44.457	3.677	4.227	19.429	7.003	300.5	22:02	32:49.946
9	2	3:40.819	34.643	1:25.367	1:40.809	3.805	4.140	16.975	6.515	300.5	22:06	36:30.765
10	2	3:53.668 B	36.400	1:27.656	1:49.612		4.178	18.537		298.8	22:10	40:24.433
11	3	5:34.005	2:21.894	1:26.987	1:45.124	3.789		18.830	7.456	298.0	22:15	45:58.438
12	3	3:53.178	37.674	1:28.361	1:47.143	3.730	4.164	20.846	7.143	292.4	22:19	49:51.616
13	3	3:51.480	35.400	1:29.771	1:46.309	3.741	4.157	19.368	7.187	298.8	22:23	53:43.096
14	3	3:48.792	35.586	1:26.614	1:46.592	3.742	4.152	19.291	7.262	300.5	22:27	57:31.888
15	3	3:49.132	35.078	1:26.492	1:47.562	3.710	4.152	20.772	7.449	298.0	22:31	1:01:21.020
16	3	3:45.533	35.443	1:26.759	1:43.331	3.718	4.150	18.303	7.094	298.0	22:35	1:05:06.553
17	3	3:57.890 B	36.059	1:27.342	1:54.489		4.134	19.000		302.2	22:39	1:09:04.443
18	1	30:02.714	...	1:31.375	1:46.742	3.845		19.194	6.895	289.3	23:09	1:39:07.157
19	1	3:51.437	36.008	1:29.484	1:45.945	3.896	4.240	18.749	6.932	294.8	23:12	1:42:58.594
20	1	3:54.213	36.286	1:29.261	1:48.666	3.818	4.237	20.995	7.082	295.6	23:16	1:46:52.807
21	1	4:35.137	36.184	1:31.222	2:27.731	3.838	4.199	56.107	7.116	297.2	23:21	1:51:27.944
22	1	4:36.351	36.276	1:28.903	2:31.172	3.824	4.204	1:00.018	7.281	295.6	23:26	1:56:04.295
23	1	4:45.638	35.966	1:28.254	2:41.418	3.821	4.201	1:03.050	7.201	296.4	23:30	2:00:49.933
24	1	3:51.420	36.623	1:29.463	1:45.334	3.825	4.200	18.956	6.915	294.8	23:34	2:04:41.353
25	1	3:47.392	35.649	1:27.899	1:43.844	3.806	4.200	18.169	6.783	294.8	23:38	2:08:28.745
26	1	4:04.426 B	36.454	1:28.116	1:59.856		4.182	19.562		297.2	23:42	2:12:33.171

35

OAK Racing

1. Alex BRUNDLE

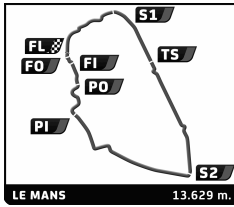
3. Mark SHULZHITSKIY

2. Jann MARDENBOROUGH

Ligier - Nissan

LMP2

1	2	3:52.763	42.531	1:27.653	1:42.579	3.648		17.880	7.095	294.8	21:33	3:52.763
2	2	3:38.184	34.754	1:24.339	1:39.091	3.777	4.140	16.453	6.430	303.0	21:37	7:30.947
3	2	3:37.892	34.095	1:24.130	1:39.667	3.771	4.167	17.024	6.504	301.3	21:41	11:08.839
4	2	3:54.999 B	36.973	1:28.303	1:49.723		4.148	17.062		292.4	21:45	15:03.838
5	3	7:23.843	4:14.153	1:27.086	1:42.604	3.836		17.464	6.961	296.4	21:52	22:27.681
6	3	3:46.046	36.358	1:27.253	1:42.435	3.829	4.184	17.276	7.020	295.6	21:56	26:13.727
7	3	3:51.515	36.191	1:30.843	1:44.481	3.740	4.187	17.980	7.290	298.0	22:00	30:05.242
8	3	3:44.418	35.162	1:27.164	1:42.092	3.774	4.157	17.257	7.055	297.2	22:03	33:49.660
9	3	3:43.469	34.878	1:26.120	1:42.471	3.844	4.160	17.271	7.073	298.8	22:07	37:33.129
10	3	3:48.082	35.720	1:26.699	1:45.663	3.868	4.159	19.873	7.074	302.2	22:11	41:21.211
11	3	3:59.442 B	35.384	1:28.289	1:55.769		4.183	19.457		298.0	22:15	45:20.653
12	3	10:21.720	7:10.132	1:27.725	1:43.863	3.841		17.808	7.215	295.6	22:25	55:42.373
13	3	3:48.354	36.318	1:28.309	1:43.727	3.813	4.191	17.891	7.487	298.8	22:29	59:30.727
14	3	3:46.579	35.487	1:27.014	1:44.078	3.752	4.177	18.758	7.154	298.8	22:33	1:03:17.306
15	3	3:45.516	35.278	1:27.615	1:42.623	3.824	4.140	17.334	6.958	300.5	22:37	1:07:02.822
16	3	3:45.762	35.056	1:26.942	1:43.764	3.916	4.168	18.049	6.995	303.0	22:40	1:10:48.584
17	3	3:44.497	35.209	1:26.307	1:42.981	3.876	4.187	17.555	7.008	303.0	22:44	1:14:33.081
18	3	3:46.449	35.622	1:27.254	1:43.573	3.833	4.151	17.803	7.218	298.8	22:48	1:18:19.530
19	3	3:58.469 B	35.265	1:26.178	1:57.026		4.155	20.963		300.5	22:52	1:22:17.999
20	1	21:06.449	...	1:26.727	1:42.574	3.659			6.864	298.0	23:13	1:43:24.448



FIA WEC 82^e Edition des 24 Heures du Mans Qualifying Practice 3

Sector Analysis

■ Personal Best ■ Session Best B Crossing the finish line in pit lane

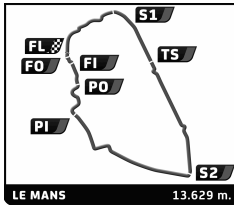
Lap	D	Time	Sector 1	Sector 2	Sector 3	T6	T7	Porsche	Ford	T. Spd	Hour	Elapsed
21	1	3:42.080	34.852	1:25.307	1:41.921	3.626	4.110	18.533	6.845	298.8	23:17	1:47:06.528
22	1	4:26.879	34.112	1:24.001	2:28.766	3.599	4.099	56.900	7.710	304.7	23:21	1:51:33.407
23	1	4:34.041 B	34.173	1:24.964	2:34.904		4.089	56.223		303.9	23:26	1:56:07.448
24	1	18:01.953 B	...	1:26.924	2:10.767			24.124		300.5	23:44	2:14:09.401
25	1	15:00.470	...	1:25.680	2:05.315	3.602		16.955	6.716	295.6	23:59	2:29:09.871
26	1	4:59.000 B	34.146	1:25.241	2:59.613		4.112	35.650		296.4	00:04	2:34:08.871

36	Signatech Alpine		Alpine A450b - Nissan
	1. Paul-Loup CHATIN	3. Oliver WEBB	LMP2
	2. Nelson PANCIATICI		

1	2	4:56.409	1:35.421	1:35.824	1:45.164	3.647		17.848	6.622	255.7	21:34	4:56.409
2	2	3:39.488	34.057	1:24.179	1:41.252	3.662	4.090	18.873	6.496	303.0	21:38	8:35.897
3	2	3:40.599	35.377	1:24.937	1:40.285	3.688	4.098	17.476	6.490	300.5	21:42	12:16.496
4	2	3:41.195	34.185	1:24.888	1:42.122	3.710	4.091	18.452	6.671	302.2	21:45	15:57.691
5	2	3:54.650 B	34.990	1:26.758	1:52.902		4.115	19.320		298.8	21:49	19:52.341
6	2	4:54.226	1:45.577	1:26.310	1:42.339	3.592		18.346	6.682	299.7	21:54	24:46.567
7	2	3:38.724	34.008	1:25.353	1:39.363	3.696	4.098	16.770	6.480	303.0	21:58	28:25.291
8	2	3:39.582	34.293	1:25.162	1:40.127	3.784	4.114	17.047	6.530	300.5	22:02	32:04.873
9	2	3:46.919	35.066	1:26.589	1:45.264	3.707	4.137	20.870	6.859	303.9	22:05	35:51.792
10	2	3:38.179	34.304	1:24.425	1:39.450	3.714	4.120	16.852	6.371	301.3	22:09	39:29.971
11	2	3:56.443 B	35.273	1:26.771	1:54.399		4.120	18.754		302.2	22:13	43:26.414
12	2	6:17.945	3:06.967	1:27.571	1:43.407	3.638		19.029	6.707	298.8	22:19	49:44.359
13	2	3:41.607	34.257	1:24.730	1:42.620	3.751	4.116	18.096	7.656	301.3	22:23	53:25.966
14	2	3:39.534	34.955	1:24.724	1:39.855	3.697	4.144	17.339	6.477	304.7	22:27	57:05.500
15	2	3:45.552	34.325	1:27.762	1:43.465	3.641	4.118	18.858	6.909	305.6	22:30	1:00:51.052
16	2	3:38.089	34.384	1:24.416	1:39.289	3.707	4.092	16.904	6.333	302.2	22:34	1:04:29.141
17	2	3:56.194 B	35.356	1:27.500	1:53.338		4.116	19.297		299.7	22:38	1:08:25.335
18	3	5:45.395	2:31.178	1:28.560	1:45.657	3.710		19.609	7.267	299.7	22:44	1:14:10.730
19	3	3:45.900	34.948	1:26.303	1:44.649	3.716	4.127	18.963	7.510	303.0	22:47	1:17:56.630
20	3	3:55.122	37.533	1:27.600	1:49.989	3.908	4.112	19.065	10.020	303.9	22:51	1:21:51.752
21	3	3:42.687	35.024	1:25.733	1:41.930	3.651	4.164	17.941	6.886	301.3	22:55	1:25:34.439
22	3	3:41.908	35.060	1:25.088	1:41.760	3.666	4.095	17.767	6.890	303.0	22:59	1:29:16.347
23	3	3:53.366 B	35.856	1:26.883	1:50.627		4.095	18.608		303.0	23:03	1:33:09.713
24	3	4:53.849	1:41.391	1:26.835	1:45.623	3.628		21.008	6.997	299.7	23:08	1:38:03.562
25	3	3:39.881	34.376	1:24.952	1:40.553	3.785	4.098	17.197	6.726	299.7	23:11	1:41:43.443
26	3	3:48.644	34.409	1:24.721	1:49.514	3.655	4.138	20.756	8.196	301.3	23:15	1:45:32.087
27	3	5:04.823 B	34.353	1:27.053	3:03.417		4.096	1:07.945		302.2	23:20	1:50:36.910
28	2	18:03.124	...	1:26.997	1:42.129	3.592		18.026	6.832	298.0	23:38	2:08:40.034
29	2	4:04.126 B	34.123	1:24.390	2:05.613		4.102	22.777		300.5	23:42	2:12:44.160
30	2	13:50.027 B	9:52.795	1:29.904	2:27.328			21.316		295.6	23:56	2:26:34.187

37	SMP Racing		Oreca 03R - Nissan
	1. Kirill LADYGIN	3. Maurizio MEDIANI	LMP2
	2. Nicolas MINASSIAN		

1	3	13:55.308	...	1:31.048	1:46.761	3.785		19.881	7.491	293.2	21:43	13:55.308
2	3	3:58.667	35.678	1:30.949	1:52.040	3.822	4.144	20.972	9.759	301.3	21:47	17:53.975
3	3	3:47.935	35.676	1:27.746	1:44.513	3.718	4.152	18.674	7.172	299.7	21:51	21:41.910
4	3	3:45.692	35.220	1:27.015	1:43.457	3.682	4.124	18.293	7.012	299.7	21:55	25:27.602
5	3	4:03.682 B	35.047	1:27.106	2:01.529		4.111	18.710		298.8	21:59	29:31.284
6	1	5:49.544	2:37.023	1:28.089	1:44.432	3.703		19.035	6.988	302.2	22:05	35:20.828
7	1	3:43.544	35.080	1:25.826	1:42.638	3.679	4.114	18.178	6.708	301.3	22:09	39:04.372
8	1	3:46.614	35.108	1:25.897	1:45.609	3.678	4.099	19.853	7.076	301.3	22:12	42:50.986
9	1	3:53.485	35.101	1:31.128	1:47.256	3.755	4.098	20.593	7.015	302.2	22:16	46:44.471
10	1	3:58.974 B	36.463	1:27.073	1:55.438		4.117	20.271		302.2	22:20	50:43.445
11	2	5:41.291	2:31.067	1:27.448	1:42.776	3.678		18.139	6.962	301.3	22:26	56:24.736
12	2	3:43.204	34.576	1:25.423	1:43.205	3.692	4.097	18.458	7.164	302.2	22:30	1:00:07.940
13	2	3:46.682	35.091	1:26.585	1:45.006	3.772	4.094	17.791	8.733	304.7	22:33	1:03:54.622
14	2	3:41.297	34.809	1:25.711	1:40.777	3.739	4.113	17.443	6.634	303.0	22:37	1:07:35.919
15	2	3:52.917 B	34.482	1:26.468	1:51.967		4.097	18.904		303.9	22:41	1:11:28.836



FIA WEC 82^e Edition des 24 Heures du Mans Qualifying Practice 3

Sector Analysis

■ Personal Best ■ Session Best B Crossing the finish line in pit lane

Lap	D	Time	Sector 1	Sector 2	Sector 3	T6	T7	Porsche	Ford	T. Spd	Hour	Elapsed
16	2	55:37.104B	...	1:30.225	1:54.341			19.349		283.2	23:37	2:07:05.940
17	2	7:10.030	3:54.145	1:28.474	1:47.411	3.632		18.663	6.947	291.6	23:44	2:14:15.970
18	2	4:14.457B	34.769	1:28.280	2:11.408		4.105	18.913		291.6	23:48	2:18:30.427
19	3	6:09.487	2:27.425	1:30.316	2:11.746	3.761		23.319	7.283	298.8	23:54	2:24:39.914
20	3	4:11.466	35.803	1:29.299	2:06.364	3.782	4.123	19.624	7.015	298.8	23:58	2:28:51.380
21	3	4:26.560B	35.529	1:28.363	2:22.668		4.120	21.251		299.7	00:03	2:33:17.940

38

Jota Sport

1. Simon DOLAN

2. Harry TINCKNELL

3. Oliver TURVEY

Zytek Z11SN - Nissan
LMP2

1	2	4:02.232	48.550	1:29.907	1:43.775	3.554		17.922	6.989	289.3	21:34	4:02.232
2	2	3:37.674	33.974	1:24.674	1:39.026	3.629	4.081	16.777	6.383	297.2	21:37	7:39.906
3	2	3:59.412B	33.931	1:24.158	2:01.323		4.092	21.998		298.8	21:41	11:39.318
4	3	14:20.022	...	1:32.294	1:46.054	3.728		18.801	7.231	253.9	21:55	25:59.340
5	3	3:48.853	35.808	1:27.010	1:46.035	3.665	4.159	18.809	8.248	281.0	21:59	29:48.193
6	3	3:43.356	34.765	1:25.919	1:42.672	3.684	4.133	18.197	6.750	295.6	22:03	33:31.549
7	3	3:47.827	35.854	1:27.582	1:44.391	3.642	4.132	18.312	6.985	272.5	22:07	37:19.376
8	3	3:44.574	35.016	1:26.395	1:43.163	3.721	4.115	18.134	6.805	296.4	22:11	41:03.950
9	3	3:45.455	34.669	1:26.432	1:44.354	3.688	4.142	18.126	6.839	298.0	22:14	44:49.405
10	3	3:45.127	34.665	1:27.316	1:43.146	3.670	4.126	18.422	6.906	291.6	22:18	48:34.532
11	3	3:43.957	34.720	1:26.094	1:43.143	3.648	4.120	18.944	6.813	297.2	22:22	52:18.489
12	3	3:53.515B	34.670	1:25.937	1:52.908	3.642	4.103	18.295	6.985	295.6	22:26	56:12.004
13	3	16:19.512	...	1:32.005	1:48.238	3.698		19.829	7.128	228.2	22:42	1:12:31.516
14	3	3:45.154	34.906	1:27.705	1:42.543	3.654	4.154	18.003	6.705	294.0	22:46	1:16:16.670
15	3	3:41.883	34.562	1:25.898	1:41.423	3.655	4.134	17.715	6.512	294.0	22:49	1:19:58.553
16	3	3:41.394	34.624	1:25.467	1:41.303	3.724	4.134	17.693	6.567	294.0	22:53	1:23:39.947
17	3	3:45.643	34.976	1:25.791	1:44.876	3.720	4.146	20.174	7.004	294.8	22:57	1:27:25.590
18	3	3:51.587B	34.623	1:25.585	1:51.379		4.140	18.074		294.8	23:01	1:31:17.177
19	1	7:56.804	4:40.918	1:29.052	1:46.834	3.764		19.681	7.298	294.8	23:09	1:39:13.981
20	1	3:47.357	35.234	1:27.915	1:44.208	3.767	4.184	18.171	6.926	294.0	23:13	1:43:01.338
21	1	3:48.737	35.272	1:27.101	1:46.364	3.777	4.173	20.372	6.904	296.4	23:16	1:46:50.075
22	1	4:31.785	36.888	1:27.572	2:27.325	3.833	4.156	56.180	7.042	288.5	23:21	1:51:21.860
23	1	4:40.587B	35.445	1:28.383	2:36.759		4.178	57.859		296.4	23:26	1:56:02.447
24	1	10:34.436	7:23.595	1:27.674	1:43.167	3.724		18.033	6.828	293.2	23:36	2:06:36.883
25	1	4:21.753B	34.768	1:26.395	2:20.590		4.153	17.360	6.630	293.2	23:40	2:10:58.636

41

Greaves Motorsport

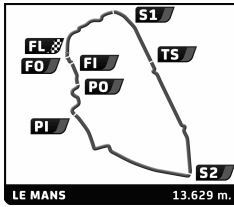
1. Michael MUNEMMAN

2. Alessandro LATIF

3. James WINSLOW

Zytek Z11SN - Nissan
LMP2

1	1	7:05.185	3:37.338	1:35.343	1:52.504	3.888		21.596	7.541	255.1	21:37	7:05.185
2	1	3:59.271	37.496	1:30.600	1:51.175	3.821	4.239	20.297	7.882	297.2	21:41	11:04.456
3	1	3:58.532	37.245	1:30.716	1:50.571	3.717	4.200	21.108	7.629	291.6	21:45	15:02.988
4	1	4:03.544	38.157	1:30.635	1:54.752	3.722	4.174	24.085	7.395	291.6	21:49	19:06.532
5	1	4:04.559B	37.153	1:30.460	1:56.946		4.186	20.205		290.0	21:53	23:11.091
6	2	5:50.707	2:33.791	1:29.234	1:47.682	3.692		19.812	7.658	292.4	21:59	29:01.798
7	2	3:49.286	36.120	1:26.725	1:46.441	3.642	4.164	18.844	7.660	293.2	22:02	32:51.084
8	2	3:47.826	35.444	1:27.305	1:45.077	3.622	4.141	18.480	7.164	294.0	22:06	36:38.910
9	2	3:51.607	35.548	1:27.347	1:48.712	3.677	4.136	19.429	8.213	294.0	22:10	40:30.517
10	2	3:56.135B	35.500	1:26.924	1:53.711		4.151	18.408		294.0	22:14	44:26.652
11	3	5:56.530	2:37.050	1:33.262	1:46.218	3.796		19.432	7.081	292.4	22:20	50:23.182
12	3	3:47.224	35.497	1:27.786	1:43.941	3.825	4.203	18.513	6.758	290.8	22:24	54:10.406
13	3	3:57.706B	35.695	1:27.457	1:54.554		4.198	18.871		294.0	22:28	58:08.112
14	3	5:43.929	2:24.500	1:32.067	1:47.362	3.765		19.259	7.224	276.7	22:33	1:03:52.041
15	3	3:47.684	35.112	1:27.580	1:44.992	3.741	4.172	19.067	7.064	294.8	22:37	1:07:39.725
16	3	3:46.274	35.508	1:26.926	1:43.840	3.728	4.156	18.586	7.067	296.4	22:41	1:11:25.999
17	3	3:46.723	35.548	1:27.690	1:43.485	3.711	4.151	18.361	6.896	292.4	22:45	1:15:12.722
18	3	3:44.437	34.848	1:26.290	1:43.299	3.700	4.139	18.097	6.937	294.8	22:48	1:18:57.159
19	3	4:15.211B	36.230	1:29.112	2:09.869		4.106	18.508		299.7	22:53	1:23:12.370
20	2	6:07.722	2:47.131	1:28.599	1:51.992	3.642		19.277	8.226	290.0	22:59	1:29:20.092



FIA WEC 82^e Edition des 24 Heures du Mans Qualifying Practice 3

Sector Analysis

■ Personal Best ■ Session Best B Crossing the finish line in pit lane

Lap	D	Time	Sector 1	Sector 2	Sector 3	T6	T7	Porsche	Ford	T. Spd	Hour	Elapsed
21	2	3:47.450	36.384	1:26.675	1:44.391	3.612	4.119	18.691	7.458	294.8	23:03	1:33:07.542
22	2	3:46.411	35.406	1:26.152	1:44.853	3.632	4.120	18.953	7.123	298.0	23:06	1:36:53.953
23	2	8:40.735 B	44.123	3:33.553	4:23.059		4.119	48.369		85.3	23:15	1:45:34.688

42	Caterham Racing											Zytek Z11SN - Nissan
	1.Thomas KIMBER-SMITH		3.Chris DYSON									LMP2
	2.Matthew McMURRY											

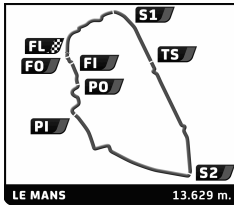
1	3	4:30.823	1:09.358	1:33.050	1:48.415	3.876		20.052	7.310	235.2	21:34	4:30.823
2	3	3:48.722	35.706	1:27.044	1:45.972	3.878	4.205	20.076	7.456	297.2	21:38	8:19.545
3	3	3:45.738	35.462	1:26.631	1:43.645	3.737	4.186	18.426	6.878	297.2	21:42	12:05.283
4	3	3:53.662	38.644	1:28.146	1:46.872	3.757	4.147	19.915	7.239	293.2	21:45	15:58.945
5	3	3:54.359 B	35.567	1:26.821	1:51.971		4.148	18.586		298.0	21:49	19:53.304
6	1	6:01.229	2:50.610	1:28.264	1:42.355	3.807		17.993	6.835	298.0	21:55	25:54.533
7	1	3:50.144 B	35.649	1:25.826	1:48.669		4.155	17.840		298.8	21:59	29:44.677
8	1	4:48.735	1:37.995	1:27.255	1:43.485	3.713		19.497	6.855	236.7	22:04	34:33.412
9	1	3:44.910	34.671	1:25.197	1:45.042	3.693	4.120	20.441	6.938	302.2	22:08	38:18.322
10	1	3:40.740	34.738	1:25.303	1:40.699	3.738	4.110	17.968	6.683	303.0	22:11	41:59.062
11	1	3:40.035	34.569	1:24.977	1:40.489	3.725	4.128	17.350	6.491	300.5	22:15	45:39.097
12	1	4:04.607 B	35.396	1:26.399	2:02.812		4.119	20.544		299.7	22:19	49:43.704
13	2	7:07.245	3:47.908	1:30.948	1:48.389	3.792		19.749	7.906	295.6	22:26	56:50.949
14	2	4:01.957 B	37.195	1:28.851	1:55.911		4.165	19.368		297.2	22:30	1:00:52.906
15	3	8:41.558	5:24.890	1:29.790	1:46.878	3.843		19.721	7.137	290.0	22:39	1:09:34.464
16	3	4:02.294 B	35.501	1:28.800	1:57.993		4.189	22.635		298.8	22:43	1:13:36.758
17	1	19:06.778	...	1:29.416	1:48.039	3.892		19.428	7.431	286.9	23:02	1:32:43.536
18	1	3:48.828	35.872	1:28.403	1:44.553	3.813	4.229	18.984	6.891	298.0	23:06	1:36:32.364
19	1	3:56.543 B	35.598	1:27.058	1:53.887		4.189	20.141		298.8	23:10	1:40:28.907
20	1	5:24.614 B	2:02.943	1:26.959	1:54.712			22.600		297.2	23:15	1:45:53.521

43	Newblood By Morand Racing											Morgan - Judd
	1.Christian KLIEN		3.Romain BRANDELA									LMP2
	2.Gary HIRSCH											

1	3	14:02.669	...	1:30.324	1:46.853	3.868		19.656	7.142	294.8	21:44	14:02.669
2	3	3:51.879	36.551	1:28.650	1:46.678	3.784	4.201	19.315	7.263	302.2	21:47	17:54.548
3	3	3:49.236	36.034	1:28.245	1:44.957	3.837	4.185	19.038	6.941	298.0	21:51	21:43.784
4	3	3:48.569	35.865	1:27.562	1:45.142	3.790	4.201	19.256	7.135	298.0	21:55	25:32.353
5	3	3:59.823 B	35.879	1:28.559	1:55.385		4.180	20.103		296.4	21:59	29:32.176
6	1	42:42.504	...	1:28.490	1:42.596	3.737		17.781	6.563	295.6	22:42	1:12:14.680
7	1	3:45.032	34.637	1:25.664	1:44.731	3.751	4.158	18.608	6.507	298.0	22:45	1:15:59.712
8	1	3:41.066	34.644	1:25.629	1:40.793	3.736	4.158	17.214	6.447	296.4	22:49	1:19:40.778
9	1	3:53.743 B	34.524	1:25.675	1:53.544		4.154	21.023		297.2	22:53	1:23:34.521
10	2	5:53.214	2:40.561	1:28.778	1:43.875	3.686		17.729	6.892	296.4	22:59	1:29:27.735
11	2	3:45.891	35.014	1:28.057	1:42.820	3.686	4.144	17.677	6.734	298.8	23:03	1:33:13.626
12	2	3:45.580	35.157	1:26.304	1:44.119	3.758	4.147	19.429	6.784	298.8	23:06	1:36:59.206
13	2	3:43.751	34.918	1:26.058	1:42.775	3.833	4.169	18.311	7.106	297.2	23:10	1:40:42.957
14	2	4:01.570 B	35.524	1:28.916	1:57.130		4.182	20.805		298.8	23:14	1:44:44.527

46	Thiriet By TDS Racing											Ligier JS P2 - Nissan
	1.Pierre THIRIET		3.Tristan GOMMENDY									LMP2
	2.Ludovic BADEY											

1	3	5:36.349	2:11.092	1:36.087	1:49.170	3.688		19.519	6.801	290.0	21:35	5:36.349
2	3	3:38.780	34.281	1:25.151	1:39.348	3.678	4.140	16.746	6.383	302.2	21:39	9:15.129
3	3	3:39.548	33.784	1:23.799	1:41.965	3.802	4.119	18.711	6.664	303.0	21:42	12:54.677
4	3	3:45.081	35.366	1:26.633	1:43.082	3.700	4.137	17.496	6.665	300.5	21:46	16:39.758
5	3	4:12.994 B	35.023	1:27.552	2:10.419		4.116	17.802		298.8	21:50	20:52.752
6	3	7:50.956	4:39.542	1:25.797	1:45.617	3.677		19.930	7.430	298.0	21:58	28:43.708
7	3	3:37.609	33.994	1:24.020	1:39.595	3.746	4.132		6.332	301.3	22:02	32:21.317
8	3	3:44.630	35.645	1:26.369	1:42.616	3.672	4.134	17.607	6.748	300.5	22:06	36:05.947
9	3	3:52.471 B	34.549	1:24.195	1:53.727		4.110	17.866		301.3	22:09	39:58.418
10	1	5:36.093	2:22.824	1:28.965	1:44.304	3.771		18.509	7.034	301.3	22:15	45:34.511



FIA WEC 82^e Edition des 24 Heures du Mans Qualifying Practice 3

Sector Analysis

■ Personal Best ■ Session Best B Crossing the finish line in pit lane

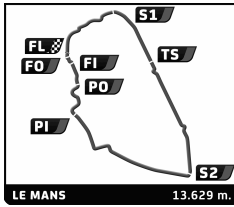
Lap	D	Time	Sector 1	Sector 2	Sector 3	T6	T7	Porsche	Ford	T. Spd	Hour	Elapsed
11	1	3:46.222	36.025	1:25.838	1:44.359	3.746	4.183	19.875	6.880	300.5	22:19	49:20.733
12	1	3:44.404	35.080	1:25.823	1:43.501	3.714	4.170	18.793	6.784	300.5	22:23	53:05.137
13	1	3:46.220	35.454	1:27.022	1:43.744	3.797	4.152	17.805	7.900	299.7	22:26	56:51.357
14	1	3:46.757	37.199	1:27.632	1:41.926	3.740	4.156	17.708	6.857	271.8	22:30	1:00:38.114
15	1	3:42.270	34.971	1:25.810	1:41.489	3.720	4.160	17.602	6.741	301.3	22:34	1:04:20.384
16	1	3:51.398	34.952	1:33.105	1:43.341	3.804	4.148	19.404	6.681	300.5	22:38	1:08:11.782
17	1	3:42.555	34.897	1:25.788	1:41.870	3.721	4.157	17.670	6.769	302.2	22:41	1:11:54.337
18	1	3:52.714 B	34.820	1:25.581	1:52.313		4.136	19.438		298.8	22:45	1:15:47.051
19	2	19:22.109	...	1:28.475	1:44.409	3.804		18.838	6.865	297.2	23:05	1:35:09.160
20	2	3:46.761	36.473	1:27.353	1:42.935	3.794	4.177	18.029	6.703	295.6	23:08	1:38:55.921
21	2	3:43.626	35.082	1:26.822	1:41.722	3.785	4.177	17.468	6.636	297.2	23:12	1:42:39.547
22	2	3:50.347	35.187	1:26.719	1:48.441	3.764	4.154	22.490	6.723	299.7	23:16	1:46:29.894
23	2	4:32.371	34.986	1:26.399	2:30.986	3.839	4.161	57.278	7.021	298.0	23:21	1:51:02.265
24	2	4:45.712	35.313	1:26.411	2:43.988	3.776	4.174	1:01.553	6.952	298.0	23:25	1:55:47.977
25	2	4:25.187	35.080	1:26.867	2:23.240	3.752	4.156	56.756	6.840	297.2	23:30	2:00:13.164
26	2	3:46.577	35.478	1:27.645	1:43.454	3.792	4.132	18.030	6.921	297.2	23:33	2:03:59.741
27	2	3:48.853	35.276	1:26.650	1:46.927		4.137	19.478		300.5	23:37	2:07:48.594
28	2	4:34.879 B	37.031	1:28.647	2:29.201		4.415	28.105		297.2	23:42	2:12:23.473

47 **KCMG**
 1. Matthew HOWSON
 2. Richard BRADLEY
 3. Alexandre IMPERATORI
 Oreca 03R - Nissan LMP2

1	1	5:21.692	2:09.217	1:26.815	1:45.660	3.654		21.516	6.904	298.0	21:35	5:21.692
2	1	3:39.287	34.600	1:24.685	1:40.002	3.770	4.115	16.909	6.774	301.3	21:39	9:00.979
3	1	3:43.371	36.075	1:26.139	1:41.157	3.717	4.124	16.938	6.868	304.7	21:42	12:44.350
4	1	3:39.006	34.526	1:24.277	1:40.203	3.786	4.116	16.918	6.717	302.2	21:46	16:23.356
5	1	3:39.759	34.635	1:24.739	1:40.385	3.760	4.136	16.969	6.746	299.7	21:50	20:03.115
6	1	3:56.412 B	34.472	1:24.637	1:57.303		4.124	19.166		303.9	21:53	23:59.527
7	2	6:01.553	2:51.828	1:27.669	1:42.056	3.713		17.522	7.030	303.0	22:00	30:01.080
8	2	3:39.943	34.436	1:25.272	1:40.235	3.808	4.122	16.928	6.635	299.7	22:03	33:41.023
9	2	3:54.134 B	34.903	1:25.266	1:53.965		4.143	19.458		302.2	22:07	37:35.157
10	2	4:46.890	1:37.188	1:26.740	1:42.962	3.666		17.109	7.399	302.2	22:12	42:22.047
11	2	3:39.892	34.304	1:24.212	1:41.376	3.705	4.112	16.814	7.102	304.7	22:16	46:01.939
12	2	3:45.815	34.631	1:26.296	1:44.888	3.687	4.116	18.629	7.179	302.2	22:19	49:47.754
13	2	3:44.035	37.082	1:25.740	1:41.213	3.695	4.114	17.165	7.155	304.7	22:23	53:31.789
14	2	3:56.827 B	35.160	1:28.458	1:53.209		4.088	18.296		295.6	22:27	57:28.616
15	3	5:37.356	2:28.651	1:26.380	1:42.325	3.751		17.627	6.853	303.0	22:33	1:03:05.972
16	3	3:50.051	34.959	1:25.619	1:49.473	3.736	4.121	18.591	8.926	303.0	22:36	1:06:56.023
17	3	3:40.745	34.603	1:25.161	1:40.981	3.746	4.117	17.367	6.800	301.3	22:40	1:10:36.768
18	3	3:50.509 B	34.642	1:25.176	1:50.691		4.113	17.533		305.6	22:44	1:14:27.277
19	3	8:38.055	5:29.997	1:26.775	1:41.283	3.700		17.536	6.776	298.0	22:53	1:23:05.332
20	3	3:42.756	34.430	1:25.902	1:42.424	3.722	4.091	18.402	6.763	307.3	22:56	1:26:48.088
21	3	3:39.072	34.368	1:24.936	1:39.768	3.714	4.103	17.032	6.580	303.0	23:00	1:30:27.160
22	3	3:48.485 B	34.467	1:24.856	1:49.162		4.093	17.038		300.5	23:04	1:34:15.645
23	3	14:39.264 B	...	1:27.921	2:41.532			58.863		281.0	23:18	1:48:54.909
24	3	17:56.755	...	1:25.768	1:43.251	3.675		19.262	7.079	299.7	23:36	2:06:51.664
25	3	3:38.689	34.365	1:24.635	1:39.689	3.734	4.093	16.906	6.585	302.2	23:40	2:10:30.353
26	3	4:00.082 B	34.225	1:25.185	2:00.672		4.112	21.693		296.4	23:44	2:14:30.435
27	3	13:07.436 B	9:23.251	1:26.166	2:18.019			18.991		298.0	23:57	2:27:37.871

48 **Murphy Prototypes**
 1. Nathanael BERTHON
 2. Rodolfo GONZALEZ
 3. Karun CHANDHOK
 Oreca 03R - Nissan LMP2

1	1	16:41.295	...	1:27.205	1:41.246	3.742		17.642	6.695	297.2	21:46	16:41.295
2	1	3:40.550	34.572	1:25.298	1:40.680	3.726	4.131	17.434	6.541	303.9	21:50	20:21.845
3	1	3:48.077 B	34.696	1:24.750	1:48.631		4.122	17.624		302.2	21:54	24:09.922
4	1	10:48.266	7:37.164	1:27.938	1:43.164	3.676		18.033	6.779	303.9	22:04	34:58.188
5	1	3:39.091	34.559	1:24.896	1:39.636	3.644	4.106	17.155	6.469	308.2	22:08	38:37.279
6	1	3:40.408	34.387	1:24.991	1:41.030	3.735	4.094	17.460	6.913	304.7	22:12	42:17.687



FIA WEC 82^e Edition des 24 Heures du Mans Qualifying Practice 3

Sector Analysis

■ Personal Best ■ Session Best B Crossing the finish line in pit lane

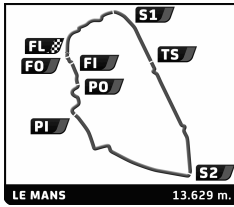
Lap	D	Time	Sector 1	Sector 2	Sector 3	T6	T7	Porsche	Ford	T. Spd	Hour	Elapsed
7	1	3:49.610B	34.586	1:24.903	1:50.121		4.106	19.565		307.3	22:16	46:07.297
8	2	7:34.058	4:19.300	1:31.030	1:43.728	3.703		18.304	7.027	302.2	22:23	53:41.355
9	2	3:46.275	35.307	1:26.152	1:44.816	3.679	4.133	20.362	6.890	305.6	22:27	57:27.630
10	2	3:43.455	34.743	1:26.094	1:42.618	3.702	4.121	18.010	6.858	303.0	22:31	1:01:11.085
11	2	3:42.961	35.041	1:25.741	1:42.179	3.727	4.123	17.869	6.765	303.0	22:34	1:04:54.046
12	2	4:28.495B	36.526	1:32.350	2:19.619		4.127	21.647		301.3	22:39	1:09:22.541
13	2	16:20.845	...	1:27.770	1:43.940	3.729		18.413	6.865	301.3	22:55	1:25:43.386
14	2	3:43.380	35.177	1:25.933	1:42.270	3.746	4.124	17.876	7.012	302.2	22:59	1:29:26.766
15	2	3:42.655	34.741	1:25.447	1:42.467	3.700	4.117	18.854	6.658	303.9	23:03	1:33:09.421
16	2	4:00.756B	34.992	1:26.493	1:59.271		4.098	18.512		306.5	23:07	1:37:10.177
17	3	10:43.899B	6:47.117	1:29.793	2:26.989			31.901		239.3	23:17	1:47:54.076
18	3	19:50.043	...	1:26.089	1:46.315	3.647		18.597	8.999	298.8	23:37	2:07:44.119

50 Larbre Competition
 1. Pierre RAGUES
 2. Ricky TAYLOR
 3. Keiko IHARA
 Morgan - Judd LMP2

1	1	10:29.895B	7:02.517	1:31.103	1:56.275			21.269		288.5	21:40	10:29.895
2	1	7:00.051	3:45.230	1:27.937	1:46.884	3.761		18.587	7.284	297.2	21:47	17:29.946
3	1	3:46.142	35.285	1:26.291	1:44.566	3.731	4.207	19.526	6.730	300.5	21:51	21:16.088
4	1	3:43.843	34.896	1:26.549	1:42.398	3.714	4.194	17.732	6.685	298.0	21:54	24:59.931
5	1	3:48.147	36.050	1:27.016	1:45.081	3.933	4.175	17.929	8.192	298.0	21:58	28:48.078
6	1	3:52.627B	35.278	1:26.161	1:51.188		4.235	18.092		298.0	22:02	32:40.705
7	3	7:50.944	4:23.856	1:32.600	1:54.488	3.914		21.863	8.857	292.4	22:10	40:31.649
8	3	3:59.044	37.723	1:30.744	1:50.577	3.925	4.249	20.822	8.015	297.2	22:14	44:30.693
9	3	3:59.124	37.278	1:30.981	1:50.865	3.881	4.248	20.652	8.044	295.6	22:18	48:29.817
10	3	4:01.487	37.031	1:31.405	1:53.051	3.918	4.231	21.589	8.637	295.6	22:22	52:31.304
11	3	4:19.066B	37.422	1:34.750	2:06.894		4.236	21.843		298.8	22:26	56:50.370
12	2	6:39.739	3:22.474	1:29.855	1:47.410	3.839		19.563	7.114	296.4	22:33	1:03:30.109
13	2	3:50.978	35.979	1:28.442	1:46.557	3.817	4.218	19.654	6.959	296.4	22:37	1:07:21.087
14	2	3:47.961	35.302	1:27.694	1:44.965	3.806	4.199	18.791	7.162	296.4	22:41	1:11:09.048
15	2	3:48.991	36.524	1:27.072	1:45.395	3.762	4.193	19.552	6.997	300.5	22:44	1:14:58.039
16	2	3:47.681	35.162	1:26.665	1:45.854	3.852	4.180	20.629	6.756	296.4	22:48	1:18:45.720
17	2	4:00.873B	35.356	1:27.356	1:58.161		4.204	20.173		295.6	22:52	1:22:46.593
18	2	6:44.041B	3:17.297	1:28.528	1:58.216			19.935		292.4	22:59	1:29:30.634
19	2	17:27.088B	...	1:29.870	1:59.082			22.544		293.2	23:16	1:46:57.722

51 AF Corse
 1. Gianmaria BRUNI
 2. Toni VILANDER
 3. Giancarlo FISICHELLA
 Ferrari 458 Italia LMGTE Pro

1	1	5:51.979	2:28.435	1:32.285	1:51.259	3.931		20.548	8.035	289.3	21:35	5:51.979
2	1	3:54.458	37.045	1:29.838	1:47.575	3.920	4.419	19.733	6.678	290.8	21:39	9:46.437
3	1	3:53.700	36.824	1:29.867	1:47.009	3.977	4.405	19.730	6.624	291.6	21:43	13:40.137
4	1	4:18.103B	38.397	1:31.434	2:08.272		4.423	20.862		294.0	21:47	17:58.240
5	2	14:09.562	...	1:32.588	1:59.287	3.920		23.383	7.767	292.4	22:02	32:07.802
6	2	3:59.389	37.853	1:32.023	1:49.513	4.020	4.436	20.278	6.952	289.3	22:06	36:07.191
7	2	4:02.797	37.759	1:35.060	1:49.978	3.928	4.446	20.480	7.060	291.6	22:10	40:09.988
8	2	3:58.575	37.765	1:31.557	1:49.253	4.000	4.421	20.496	6.859	290.0	22:14	44:08.563
9	2	3:59.165	37.703	1:30.926	1:50.536	4.780	4.443	20.408	7.122	290.0	22:18	48:07.728
10	2	4:15.108B	39.937	1:33.076	2:02.095		4.642	21.437		270.4	22:22	52:22.836
11	3	6:06.729	2:42.640	1:32.985	1:51.104	3.990		20.823	7.194	287.7	22:28	58:29.565
12	3	3:59.380	37.837	1:31.490	1:50.053	4.026	4.446	20.494	6.939	287.7	22:32	1:02:28.945
13	3	3:57.953	37.948	1:30.712	1:49.293	3.914	4.447	20.394	7.084	291.6	22:36	1:06:26.898
14	3	4:01.418	38.255	1:31.887	1:51.276	3.910	4.385	20.862	7.039	286.2	22:40	1:10:28.316
15	3	4:18.658B	37.757	1:39.982	2:00.919		4.403	21.868		290.0	22:44	1:14:46.974
16	3	9:03.088	5:36.643	1:32.778	1:53.667	3.987		22.976	6.843	285.4	22:53	1:23:50.062
17	3	3:58.598	37.517	1:30.880	1:50.201	3.886	4.436	20.835	6.870	290.8	22:57	1:27:48.660
18	3	3:58.323	37.553	1:31.315	1:49.455	3.904	4.401	20.453	6.903	288.5	23:01	1:31:46.983
19	3	3:58.422	37.618	1:31.269	1:49.535	3.929	4.400	20.350	6.912	290.0	23:05	1:35:45.405
20	3	4:30.314B	40.027	1:32.821	2:17.466		4.416	21.269		289.3	23:10	1:40:15.719



FIA WEC 82^e Edition des 24 Heures du Mans Qualifying Practice 3

Sector Analysis

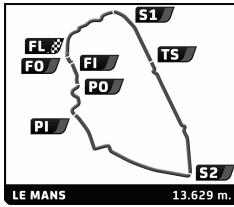
■ Personal Best ■ Session Best B Crossing the finish line in pit lane

Lap	D	Time	Sector 1	Sector 2	Sector 3	T6	T7	Porsche	Ford	T. Spd	Hour	Elapsed
21	2	6:31.140	3:03.898	1:32.942	1:54.300	4.023		22.944	7.583	290.8	23:16	1:46:46.859
22	2	4:38.779	37.965	1:32.274	2:28.540	4.036	4.452	54.320	7.148	290.0	23:21	1:51:25.638
23	2	4:41.874	38.112	1:32.229	2:31.533	3.965	4.472	58.172	7.288	290.8	23:26	1:56:07.512
24	2	4:54.423B	38.136	1:32.037	2:44.250		4.449	1:01.453		290.0	23:31	2:01:01.935
25	2	5:11.283	1:47.836	1:32.574	1:50.873	3.967		21.026	6.911	287.7	23:36	2:06:13.218
26	2	3:59.562	37.826	1:31.937	1:49.799	3.927	4.438	20.529	6.734	288.5	23:40	2:10:12.780
27	2	4:15.159B	38.237	1:31.623	2:05.299		4.423	21.739		289.3	23:44	2:14:27.939
28	1	9:28.236	5:41.990	1:33.818	2:12.428	3.956		22.896	7.075	286.2	23:53	2:23:56.175
29	1	4:23.351	37.756	1:32.110	2:13.485	3.966	4.427	21.865	6.907	286.2	23:58	2:28:19.526
30	1	4:27.885B	37.569	1:31.788	2:18.528		4.425	21.206		289.3	00:02	2:32:47.411

52		RAM Racing		3.Federico LEO						Ferrari 458 Italia		LMGTE Pro	
		1.Matt GRIFFIN											
		2.Alvaro PARENTE											
1	2	5:25.604	2:01.171	1:33.255	1:51.178	3.886		20.550	7.250	288.5	21:35	5:25.604	
2	2	3:55.347	36.822	1:30.369	1:48.156	3.984	4.390	20.059	6.958	290.0	21:39	9:20.951	
3	2	4:02.883	38.681	1:34.522	1:49.680	3.877	4.429	20.799	7.237	287.7	21:43	13:23.834	
4	2	4:08.266B	37.215	1:32.518	1:58.533		4.398	20.768		290.8	21:47	17:32.100	
5	2	5:15.754	1:53.906	1:32.162	1:49.686	3.905		20.467	7.289	294.8	21:52	22:47.854	

53		RAM Racing		3.Archie HAMILTON						Ferrari 458 Italia		LMGTE Am	
		1.Johnny MOWLEM											
		2.Mark PATTERSON											
1	1	6:04.607	2:40.162	1:33.404	1:51.041	4.037		20.641	7.642	285.4	21:36	6:04.607	
2	1	3:58.111	37.666	1:31.211	1:49.234	3.985	4.449	20.400	7.097	290.8	21:40	10:02.718	
3	1	3:57.958	37.701	1:30.855	1:49.402	4.191	4.424	20.565	6.949	293.2	21:44	14:00.676	
4	1	4:08.614B	38.542	1:32.509	1:57.563		4.470	20.815		294.0	21:48	18:09.290	
5	1	5:49.414	2:21.557	1:37.215	1:50.642	3.901		20.678	7.026	289.3	21:53	23:58.704	
6	1	4:00.989	38.185	1:31.219	1:51.585	3.955	4.390	20.896	7.823	291.6	21:57	27:59.693	
7	1	4:07.949B	38.055	1:33.132	1:56.762		4.423	20.829		296.4	22:02	32:07.642	
8	3	6:12.193	2:40.704	1:36.020	1:55.469	4.130		22.669	7.420	283.9	22:08	38:19.835	
9	3	4:24.035B	40.063	1:34.101	2:09.871		4.471	25.480		283.9	22:12	42:43.870	
10	3	5:27.965	1:55.798	1:35.751	1:56.416	4.102		22.882	7.669	247.6	22:18	48:11.835	
11	3	4:10.263	39.712	1:34.715	1:55.836	4.073	4.479	23.495	7.560	286.2	22:22	52:22.098	
12	3	4:24.727B	40.084	1:38.758	2:05.885		4.468	23.301		273.9	22:26	56:46.825	

57		Krohn Racing		3.Ben COLLINS						Ferrari 458 Italia		LMGTE Am	
		1.Tracy KROHN											
		2.Niclas JÖNSSON											
1	3	5:25.335	1:53.024	1:35.949	1:56.362	4.025		23.658	7.586	284.7	21:35	5:25.335	
2	3	4:04.748	39.114	1:32.836	1:52.798	4.000	4.627	21.924	7.328	290.0	21:39	9:30.083	
3	3	4:03.187	38.303	1:32.603	1:52.281	4.027	4.458	21.392	7.217	287.7	21:43	13:33.270	
4	3	4:04.755	38.534	1:33.631	1:52.590	3.947	4.468	21.941	7.299	276.0	21:47	17:38.025	
5	3	4:13.818B	38.478	1:32.594	2:02.746		4.437	21.850		290.0	21:51	21:51.843	
6	1	6:56.565	3:17.651	1:40.016	1:58.898	4.471		24.054	8.744	283.2	21:58	28:48.408	
7	1	4:11.918	40.295	1:34.639	1:56.984	4.068	4.589	22.988	7.793	285.4	22:03	33:00.326	
8	1	4:12.629	39.965	1:35.195	1:57.469	4.096	4.484	23.480	7.626	286.2	22:07	37:12.955	
9	1	4:11.722	40.205	1:35.065	1:56.452	4.371	4.485	23.268	7.968	287.7	22:11	41:24.677	
10	1	4:19.921B	40.469	1:34.526	2:04.926		4.579	23.404		289.3	22:15	45:44.598	
11	2	6:20.997	2:48.082	1:36.375	1:56.540	4.028		22.006	7.714	283.9	22:22	52:05.595	
12	2	4:14.236B	38.939	1:33.818	2:01.479		4.440			287.7	22:26	56:19.831	
13	2	10:06.732	6:41.820	1:33.443	1:51.469	3.977		21.216	7.224	284.7	22:36	1:06:26.563	
14	2	4:02.713	38.165	1:33.123	1:51.425	3.950	4.436	21.284	7.020	286.2	22:40	1:10:29.276	
15	2	4:01.006	37.983	1:31.983	1:51.040	4.037	4.415	21.035	7.152	290.0	22:44	1:14:30.282	
16	2	4:10.237B	38.024	1:32.791	1:59.422		4.455	21.026		288.5	22:48	1:18:40.519	
17	2	17:24.730	...	1:33.753	1:51.775	4.020		21.311	7.236	286.9	23:06	1:36:05.249	
18	2	4:01.886	38.049	1:32.326	1:51.511	4.079	4.448	21.162	7.242	284.7	23:10	1:40:07.135	
19	2	4:10.451	38.679	1:33.145	1:58.627	4.107	4.453	24.491	7.650	283.9	23:14	1:44:17.586	
20	2	5:30.558B	39.113	1:34.168	3:17.277		4.461	1:03.160		281.7	23:19	1:49:48.144	



FIA WEC 82^e Edition des 24 Heures du Mans Qualifying Practice 3

Sector Analysis

■ Personal Best ■ Session Best B Crossing the finish line in pit lane

Lap	D	Time	Sector 1	Sector 2	Sector 3	T6	T7	Porsche	Ford	T. Spd	Hour	Elapsed
21	1	9:43.467	5:32.469	1:37.741	2:33.257	4.139		55.053	7.816	281.7	23:29	1:59:31.611
22	1	4:25.422	40.698	1:35.949	2:08.775	4.236	4.521	35.111	7.740	284.7	23:33	2:03:57.033
23	1	4:15.338	41.173	1:37.686	1:56.479	4.172	4.533	23.043	7.570	285.4	23:38	2:08:12.371
24	1	4:33.144 B	40.220	1:35.678	2:17.246		4.521	24.676		283.9	23:42	2:12:45.515
25	3	7:10.179	2:56.928	1:37.361	2:35.890	4.030		24.867	7.756	257.0	23:49	2:19:55.694
26	3	4:47.450	40.089	1:35.386	2:31.975	3.972	4.476	25.895	7.718	286.2	23:54	2:24:43.144
27	3	4:37.355	39.466	1:34.602	2:23.287	4.034	4.450	23.371	7.557	285.4	23:59	2:29:20.499
28	3	4:53.699 B	38.852	1:34.186	2:40.661		4.471	25.234		285.4	00:04	2:34:14.198

58

Team Sofrev ASP
1. Fabien BARTHEZ
2. Anthony PONS

3. Soheil AYARI

Ferrari 458 Italia
LMGTE Am

1	2	4:48.594	1:09.577	1:40.847	1:58.170	4.101		23.094	7.802	248.1	21:34	4:48.594
2	2	4:08.692	39.596	1:34.551	1:54.545	4.594	4.485	21.879	7.335	286.9	21:38	8:57.286
3	2	4:09.319	40.194	1:34.453	1:54.672	4.166	4.610	22.234	7.549	290.0	21:43	13:06.605
4	2	4:06.477	39.133	1:34.021	1:53.323	4.069	4.483	21.724	7.309	288.5	21:47	17:13.082
5	2	4:06.382	38.992	1:33.453	1:53.937	4.038	4.461	22.315	7.429	289.3	21:51	21:19.464
6	2	4:19.312 B	39.286	1:34.014	2:06.012		4.458	22.483		286.9	21:55	25:38.776
7	1	7:38.093	4:05.611	1:35.679	1:56.803	4.252		22.421	8.068	273.9	22:03	33:16.869
8	1	4:10.655	39.613	1:35.042	1:56.000	4.247	4.531	22.397	7.705	286.2	22:07	37:27.524
9	1	4:10.954	39.824	1:34.282	1:56.848	4.224	4.538	22.781	7.630	290.0	22:11	41:38.478
10	1	4:11.732	39.558	1:36.120	1:56.054	4.183	4.513	22.371	7.768	286.9	22:15	45:50.210
11	1	4:26.853 B	40.842	1:36.597	2:09.414		4.505	23.174		271.8	22:20	50:17.063
12	3	15:33.520	...	1:43.981	2:01.511	4.357		24.347	8.328	248.7	22:35	1:05:50.583
13	3	4:12.362	41.506	1:35.769	1:55.087	4.225	4.555	22.225	7.569	259.4	22:40	1:10:02.945
14	3	4:17.382 B	40.023	1:34.197	2:03.162		4.511	22.332		281.0	22:44	1:14:20.327
15	3	10:06.924	6:37.441	1:35.731	1:53.752	4.075		21.780	7.273	285.4	22:54	1:24:27.251
16	3	4:05.681	38.909	1:34.059	1:52.713	4.088	4.474	21.358	7.356	286.9	22:58	1:28:32.932
17	3	4:04.172	39.125	1:33.331	1:51.716	4.028	4.473	21.017	7.106	287.7	23:02	1:32:37.104
18	3	4:03.947	38.628	1:32.804	1:52.515	4.972	4.451	20.969	7.781	287.7	23:06	1:36:41.051
19	3	4:16.033 B	39.238	1:33.565	2:03.230		4.624	21.288		289.3	23:10	1:40:57.084
20	3	5:42.261	2:00.044	1:36.448	2:05.769	4.029		27.086	8.867	286.2	23:16	1:46:39.345
21	3	5:05.285 B	38.196	1:34.054	2:53.035		4.466	56.160		285.4	23:21	1:51:44.630
22	3	15:49.453	...	1:36.830	1:55.337	4.015		21.825	7.618	238.8	23:37	2:07:34.083
23	3	4:34.496 B	38.206	1:34.727	2:21.563		4.463	24.898		286.2	23:42	2:12:08.579

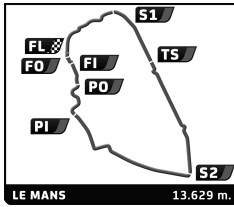
60

AF Corse
1. Peter MANN
2. Lorenzo CASE

3. Raffaele GIAMMARRIA

Ferrari 458 Italia
LMGTE Am

1	1	19:31.418	...	1:41.800	2:04.925	4.362		25.589	8.354	226.3	21:49	19:31.418
2	1	4:26.369	42.434	1:39.527	2:04.408	4.225	4.596	27.136	8.287	282.5	21:53	23:57.787
3	1	4:19.782	41.997	1:36.539	2:01.246	4.258	4.543	24.842	8.278	286.9	21:58	28:17.569
4	1	4:18.786	41.319	1:36.447	2:01.020	4.183	4.545	24.289	8.009	283.9	22:02	32:36.355
5	1	4:44.376 B	41.339	1:38.113	2:24.924		4.531	25.067		285.4	22:07	37:20.731
6	3	6:43.110	3:19.198	1:32.815	1:51.097	3.948		21.043	7.152	286.9	22:14	44:03.841
7	3	3:59.195	37.564	1:31.838	1:49.793	3.942	4.445	20.552	6.995	289.3	22:18	48:03.036
8	3	4:01.896	38.534	1:31.349	1:52.013	3.945	4.440	21.319	7.597	288.5	22:22	52:04.932
9	3	3:59.267	37.521	1:31.619	1:50.127	3.978	4.436	20.761	6.918	287.7	22:26	56:04.199
10	3	3:58.343	37.615	1:31.275	1:49.453	4.009	4.450	20.622	6.949	288.5	22:30	1:00:02.542
11	3	4:01.134	37.551	1:31.248	1:52.335	3.897	4.451	21.088	7.676	288.5	22:34	1:04:03.676
12	3	3:57.274	37.394	1:30.711	1:49.169	4.099	4.417	20.369	6.793	291.6	22:38	1:08:00.950
13	3	4:11.170 B	37.525	1:32.231	2:01.414		4.464	22.195		288.5	22:42	1:12:12.120
14	2	6:38.608	3:03.572	1:35.739	1:59.297	4.017		25.304	7.639	271.8	22:48	1:18:50.728
15	2	4:06.836	38.687	1:34.340	1:53.809	4.091	4.480	21.492	7.200	270.4	22:52	1:22:57.564
16	2	4:03.784	38.838	1:33.355	1:51.591	4.039	4.492	21.193	6.996	287.7	22:57	1:27:01.348
17	2	4:02.283	38.100	1:32.906	1:51.277	4.107	4.484	20.927	6.910	290.0	23:01	1:31:03.631
18	2	4:04.100	37.976	1:33.076	1:53.048	4.066	4.495	22.412	7.239	286.2	23:05	1:35:07.731
19	2	4:11.884	40.749	1:34.733	1:56.402	3.969	4.489	21.936	7.084	265.1	23:09	1:39:19.615
20	2	4:18.754 B	38.528	1:37.436	2:02.790		4.437	22.889		281.7	23:13	1:43:38.369



FIA WEC 82^e Edition des 24 Heures du Mans Qualifying Practice 3

Sector Analysis

■ Personal Best ■ Session Best B Crossing the finish line in pit lane

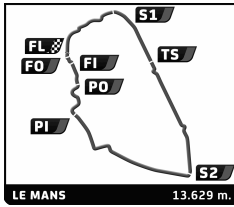
Lap	D	Time	Sector 1	Sector 2	Sector 3	T6	T7	Porsche	Ford	T. Spd	Hour	Elapsed
21	1	7:26.742	2:53.117	1:48.560	2:45.065	4.406		58.311	8.315	220.3	23:21	1:51:05.111
22	1	5:05.959	42.100	1:38.040	2:45.819	4.337	4.584	1:02.266	8.509	282.5	23:26	1:56:11.070
23	1	5:04.348	41.796	1:37.226	2:45.326	4.241	4.557	58.721	9.735	281.0	23:31	2:01:15.418
24	1	4:22.533	42.968	1:37.529	2:02.036	4.232	4.532	25.360	8.073	283.9	23:35	2:05:37.951
25	1	4:21.196	41.867	1:37.909	2:01.420	4.139	4.530	24.900	7.788	283.9	23:39	2:09:59.147
26	1	4:42.849B	40.990	1:39.852	2:22.007		4.497	26.554		283.2	23:44	2:14:41.996

61	AF Corse											Ferrari 458 Italia
	1. Luis PEREZ-COMPANC	3. Mirko VENTURI										LMGTE Am
	2. Marco CIOCI											

1	2	4:21.988	53.312	1:33.368	1:55.308	3.960		21.468	7.527	276.0	21:34	4:21.988
2	2	3:57.800	37.626	1:30.445	1:49.729	3.927	4.417	20.299	7.491	290.0	21:38	8:19.788
3	2	3:55.977	37.252	1:30.348	1:48.377	4.039	4.388	20.335	6.791	292.4	21:42	12:15.765
4	2	4:15.455B	38.562	1:35.289	2:01.604		4.437	22.333		248.7	21:46	16:31.220
5	3	5:55.132	2:31.111	1:31.761	1:52.260	3.926		21.949	7.650	294.0	21:52	22:26.352
6	3	3:58.046	37.973	1:31.100	1:48.973	3.988	4.414	20.315	6.777	293.2	21:56	26:24.398
7	3	3:59.821	37.416	1:30.720	1:51.685	3.931	4.423	21.761	7.114	291.6	22:00	30:24.219
8	3	3:56.975	37.394	1:30.915	1:48.666	3.939	4.403	20.239	6.866	295.6	22:04	34:21.194
9	3	3:58.811	37.679	1:30.657	1:50.475	3.975	4.397	20.927	7.162	294.0	22:08	38:20.005
10	3	3:57.387	37.065	1:30.158	1:50.164	4.082	4.371	20.358	6.952	296.4	22:12	42:17.392
11	3	4:07.857B	37.907	1:31.823	1:58.127		4.433	20.651		294.8	22:16	46:25.249
12	1	6:30.039	3:04.193	1:33.553	1:52.293	3.972		21.249	7.311	291.6	22:22	52:55.288
13	1	4:02.506	38.308	1:32.553	1:51.645	3.987	4.422	21.109	7.062	293.2	22:26	56:57.794
14	1	4:02.043	38.141	1:32.484	1:51.418	4.009	4.429	20.967	7.035	294.0	22:30	1:00:59.837
15	1	4:02.142	38.395	1:32.063	1:51.684	3.993	4.431	21.038	7.216	291.6	22:35	1:05:01.979
16	1	4:17.802B	38.129	1:35.596	2:04.077		4.426	23.262		294.8	22:39	1:09:19.781
17	2	6:06.092	2:42.098	1:32.551	1:51.443	4.017		21.280	7.038	289.3	22:45	1:15:25.873
18	2	4:01.163	38.329	1:32.066	1:50.768	4.001	4.435	21.162	6.876	290.0	22:49	1:19:27.036
19	2	3:59.551	37.949	1:31.220	1:50.382	4.036	4.424	21.083	6.825	289.3	22:53	1:23:26.587
20	2	3:59.803	37.833	1:31.305	1:50.665	4.016	4.437	20.860	6.996	290.8	22:57	1:27:26.390
21	2	4:09.125B	37.858	1:31.035	2:00.232		4.417	20.896		290.8	23:01	1:31:35.515
22	3	5:28.069	2:03.538	1:32.893	1:51.638	3.917		21.625	7.112	292.4	23:07	1:37:03.584
23	3	3:58.996	37.876	1:31.478	1:49.642	3.938	4.381	20.693	6.791	291.6	23:11	1:41:02.580
24	3	3:58.702	37.625	1:31.155	1:49.922	4.230	4.395	20.626	7.003	291.6	23:15	1:45:01.282
25	3	4:51.717	37.607	1:30.937	2:43.173	3.973	4.460	1:00.102	7.109	292.4	23:19	1:49:52.999
26	3	4:44.787B	38.353	1:30.948	2:35.486		4.386	55.727		294.0	23:24	1:54:37.786
27	4	21:33.107	...	1:41.691	2:26.351	4.232		24.441	8.668	203.0	23:46	2:16:10.893
28	4	4:37.388	40.651	1:37.100	2:19.637	4.286	4.506	23.257	7.998	259.4	23:50	2:20:48.281
29	4	4:30.837	40.660	1:34.905	2:15.272	4.040	4.494	22.686	7.819	267.1	23:55	2:25:19.118
30	4	4:26.857	39.268	1:33.382	2:14.207	4.095	4.439	21.997	7.679	287.7	23:59	2:29:45.975
31	4	4:36.346B	39.101	1:32.961	2:24.284		4.436	24.289		290.0	00:04	2:34:22.321

62	AF Corse											Ferrari 458 Italia
	1. Yannick MALLEGOL	3. Howard BLANK										LMGTE Am
	2. Jean-Marc BACHELIER											

1	3	6:04.675	2:13.502	1:40.487	2:10.686	4.403		25.700	8.474	272.5	21:36	6:04.675
2	3	4:21.208	42.231	1:37.433	2:01.544	4.215	4.887	24.378	8.101	278.8	21:40	10:25.883
3	3	4:22.935	44.219	1:37.058	2:01.658	4.356	4.913	24.255	8.308	282.5	21:44	14:48.818
4	3	4:20.510	40.763	1:37.553	2:02.194	4.273	4.576	24.381	9.026	281.0	21:49	19:09.328
5	3	4:27.930B	41.551	1:36.569	2:09.810		4.551	24.013		285.4	21:53	23:37.258
6	1	6:40.656	2:58.792	1:41.200	2:00.664	4.152		24.147	7.545	271.8	22:00	30:17.914
7	1	4:10.354	40.100	1:35.170	1:55.084	4.232	4.511	22.810	7.547	286.2	22:04	34:28.268
8	1	4:13.494	39.889	1:35.921	1:57.684	4.046	4.519	22.882	7.850	286.9	22:08	38:41.762
9	1	4:33.312B	40.698	1:41.270	2:11.344		4.478	24.225		260.7	22:13	43:15.074
10	1	5:44.971	2:07.537	1:38.365	1:59.069	4.020		24.049	7.955	247.0	22:19	49:00.045
11	1	4:29.294B	39.881	1:35.810	2:13.603		4.488	23.891		284.7	22:23	53:29.339
12	2	6:37.488	2:52.260	1:40.482	2:04.746	4.339		25.862	8.232	264.5	22:30	1:00:06.827
13	2	4:42.123	42.700	1:41.554	2:17.869	4.230	4.579	28.628	7.914	261.3	22:34	1:04:48.950
14	2	4:23.551	41.289	1:37.839	2:04.423	4.159	4.536	25.830	9.182	274.6	22:39	1:09:12.501



FIA WEC 82^e Edition des 24 Heures du Mans Qualifying Practice 3

Sector Analysis

■ Personal Best ■ Session Best B Crossing the finish line in pit lane

Lap	D	Time	Sector 1	Sector 2	Sector 3	T6	T7	Porsche	Ford	T. Spd	Hour	Elapsed
15	2	4:21.732	40.826	1:38.052	2:02.854	4.164	4.523	26.008	7.969	279.5	22:43	1:13:34.233
16	2	4:19.064	41.084	1:38.289	1:59.691	4.207	4.523	24.382	7.992	278.8	22:47	1:17:53.297
17	2	4:16.777	41.027	1:36.969	1:58.781	4.232	4.534	24.067	7.998	283.2	22:52	1:22:10.074
18	2	4:31.005B	41.201	1:36.631	2:13.173		4.545	23.830		276.7	22:56	1:26:41.079
19	3	7:03.991	3:16.224	1:44.055	2:03.712	4.189		25.424	8.593	211.7	23:03	1:33:45.070
20	3	4:23.472	41.985	1:39.279	2:02.208	4.303	4.523	24.904	8.205	258.8	23:08	1:38:08.542
21	3	4:21.180	41.413	1:37.698	2:02.069	4.127	4.547	24.137	8.069	282.5	23:12	1:42:29.722
22	3	4:26.272	40.517	1:40.993	2:04.762	4.212	4.499	25.234	8.045	218.5	23:16	1:46:55.994
23	3	5:07.732B	41.061	1:41.176	2:45.495		4.524	53.710		276.0	23:22	1:52:03.726

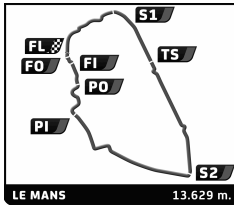
66 **JMW Motorsport** Ferrari 458 Italia
 1.Abduloziz Turki AL FAISAL 3.Spencer PUMPELLY LMGTE Am
 2.Seth NEIMAN

1	3	11:03.320	7:34.197	1:36.066	1:53.057	3.925		21.391	7.339	247.0	21:41	11:03.320
2	3	4:01.006	37.975	1:32.241	1:50.790	3.959	4.427	20.933	7.063	290.8	21:45	15:04.326
3	3	4:05.500	38.543	1:33.399	1:53.558	3.919	4.430	21.266	7.470	289.3	21:49	19:09.826
4	3	3:59.034	37.835	1:31.411	1:49.788	3.921	4.398	20.739	7.009	290.0	21:53	23:08.860
5	3	3:58.663	37.655	1:31.249	1:49.759	4.031	4.408	20.637	7.011	290.0	21:57	27:07.523
6	3	3:57.757	37.221	1:31.262	1:49.274	3.968	4.451	20.390	6.924	287.7	22:01	31:05.280
7	3	4:13.440B	38.803	1:32.106	2:02.531		4.425	21.899		287.7	22:05	35:18.720
8	1	8:05.792	4:41.496	1:32.671	1:51.625	3.940		21.550	7.143	285.4	22:13	43:24.512
9	1	4:01.185	38.055	1:32.110	1:51.020	4.054	4.440	21.098	7.035	286.2	22:17	47:25.697
10	1	4:00.526	38.167	1:31.668	1:50.691	4.107	4.477	21.249	6.968	288.5	22:21	51:26.223
11	1	4:03.968	38.238	1:32.918	1:52.812	3.946	4.492	22.003	7.097	290.0	22:25	55:30.191
12	1	4:00.944	38.000	1:31.648	1:51.296	3.967	4.432	21.205	7.434	287.7	22:29	59:31.135
13	1	4:28.554B	39.307	1:32.822	2:16.425		4.428	21.890		286.2	22:33	1:03:59.689

67 **IMSA Performance Matmut** Porsche 911 GT3 RSR
 1.Erik MARIS 3.Eric HELARY LMGTE Am
 2.Jean MERLIN

1	3	7:00.846	3:32.028	1:34.614	1:54.204	3.968		21.852	7.403	278.8	21:37	7:00.846
2	3	4:04.106	38.458	1:32.736	1:52.912	3.919	4.414	21.539	8.085	290.0	21:41	11:04.952
3	3	4:24.707B	38.491	1:37.235	2:08.981		4.383	24.337		286.9	21:45	15:29.659
4	1	5:50.323B	2:04.255	1:37.179	2:08.889			23.745		273.2	21:51	21:19.982
5	1	6:45.014	3:08.973	1:36.244	1:59.797	4.082		24.505	8.545	281.7	21:58	28:04.996
6	1	4:14.382	40.068	1:35.787	1:58.527	4.104	4.458	23.374	8.486	283.9	22:02	32:19.378
7	1	4:13.900	40.590	1:35.901	1:57.409	4.035	4.476	23.443	7.964	283.2	22:06	36:33.278
8	1	4:13.561	39.931	1:35.815	1:57.815	4.163	4.444	23.279	8.352	280.3	22:10	40:46.839
9	1	4:36.291B	41.404	1:36.304	2:18.583		4.482	23.262		280.3	22:15	45:23.130
10	2	7:51.341	4:09.973	1:38.863	2:02.505	4.251		25.085	8.305	278.8	22:23	53:14.471
11	2	4:19.394	40.861	1:37.083	2:01.450	4.211	4.508	24.767	8.068	280.3	22:27	57:33.865
12	2	4:18.213	41.347	1:36.608	2:00.258	4.345	4.489	24.121	8.083	286.2	22:31	1:01:52.078
13	2	4:17.499	42.435	1:35.993	1:59.071	4.193	4.681	24.000	7.983	285.4	22:36	1:06:09.577
14	2	4:31.382B	40.841	1:36.442	2:14.099		4.484	25.674		282.5	22:40	1:10:40.959
15	2	5:56.030	2:16.802	1:38.708	2:00.520	4.275		24.008	8.207	236.2	22:46	1:16:36.989
16	2	4:29.088B	41.616	1:38.436	2:09.036		4.519	24.121		258.8	22:51	1:21:06.077
17	3	6:04.010	2:21.568	1:37.932	2:04.510	4.002		26.684	7.736	265.8	22:57	1:27:10.087
18	3	4:17.775B	39.583	1:34.785	2:03.407		4.418	22.809		281.0	23:01	1:31:27.862
19	3	5:38.249	2:07.054	1:33.747	1:57.448	3.871		25.160	7.270	281.0	23:07	1:37:06.111
20	3	4:03.277	38.344	1:32.835	1:52.098	3.897	4.362	21.829	7.131	278.1	23:11	1:41:09.388
21	3	4:27.702B	40.339	1:35.299	2:12.064		4.371	28.733		261.3	23:15	1:45:37.090
22	1	6:38.484	2:30.602	1:36.873	2:31.009	4.006		51.247	8.632	278.8	23:22	1:52:15.574
23	1	5:12.623B	40.452	1:36.136	2:56.035		4.447	53.358		279.5	23:27	1:57:28.197
24	1	27:59.754	...	1:37.967	2:21.371	4.122		24.260	8.340	239.9	23:55	2:25:27.951
25	1	4:43.685B	40.265	1:36.152	2:27.268		4.457	23.534		283.2	00:00	2:30:11.636

70 **Team Taisan** Ferrari 458 Italia
 1.Shinji NAKANO 3.Martin RICH LMGTE Am
 2.Pierre EHRET



FIA WEC 82^e Edition des 24 Heures du Mans Qualifying Practice 3

Sector Analysis

■ Personal Best ■ Session Best B Crossing the finish line in pit lane

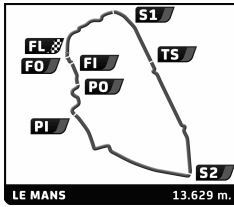
Lap	D	Time	Sector 1	Sector 2	Sector 3	T6	T7	Porsche	Ford	T. Spd	Hour	Elapsed
1	3	30:26.228	...	1:38.043	1:58.736	4.152		22.815	8.006	281.7	22:00	30:26.228
2	3	4:10.724	39.635	1:35.275	1:55.814	4.082	4.540	22.647	7.587	283.9	22:04	34:36.952
3	3	4:09.451	39.174	1:34.965	1:55.312	4.069	4.517	22.470	7.655	282.5	22:08	38:46.403
4	3	4:09.716	39.287	1:35.350	1:55.079	4.029	4.506	22.235	7.639	283.2	22:12	42:56.119
5	3	4:22.060B	39.192	1:36.185	2:06.683	4.502	4.502	23.281		281.0	22:17	47:18.179
6	2	6:07.773	2:34.829	1:36.710	1:56.234	4.105		22.111	7.798	273.9	22:23	53:25.952
7	2	4:12.704	40.207	1:36.186	1:56.311	4.122	4.538	22.496	7.558	271.1	22:27	57:38.656
8	2	4:13.506	40.119	1:35.435	1:57.952	4.262	4.528	24.021	7.841	283.2	22:31	1:01:52.162
9	2	4:20.528B	39.734	1:34.824	2:05.970	4.549	4.549	22.161		284.7	22:36	1:06:12.690
10	1	6:20.209	2:48.645	1:35.976	1:55.588	4.097		22.141	7.834	281.7	22:42	1:12:32.899
11	1	4:06.915	39.226	1:34.611	1:53.078	3.993	4.498	21.467	7.160	282.5	22:46	1:16:39.814
12	1	4:07.617	39.109	1:35.214	1:53.294	4.026	4.466	21.359	7.217	281.0	22:50	1:20:47.431
13	1	4:04.512	38.857	1:33.900	1:51.755	4.000	4.482	21.032	6.953	282.5	22:54	1:24:51.943
14	1	4:18.771B	38.482	1:34.062	2:06.227	4.466	4.466	21.384		283.2	22:59	1:29:10.714
15	2	7:02.318	3:24.657	1:41.097	1:56.564	4.057		22.527	7.609	281.7	23:06	1:36:13.032
16	2	4:11.566	40.532	1:35.427	1:55.607	4.147	4.499	21.996	7.359	283.2	23:10	1:40:24.598
17	2	4:10.890	39.387	1:34.662	1:56.841	4.067	4.538	23.875	7.200	285.4	23:14	1:44:35.488
18	2	5:17.840B	38.910	1:34.179	3:04.751		4.483	1:01.033		284.7	23:19	1:49:53.328

72 SMP Racing
1. Andrea BERTOLINI 3. Aleksey BASOV Ferrari 458 Italia
2. Viktor SHAITAR LMGTE Am

1	2	4:39.563	1:15.303	1:33.150	1:51.110	3.957		21.291	7.232	289.3	21:34	4:39.563
2	2	3:59.069	38.251	1:31.104	1:49.714	3.930	4.420	20.800	6.905	293.2	21:38	8:38.632
3	2	3:56.604	37.394	1:30.242	1:48.968	3.918	4.422	20.806	6.843	294.0	21:42	12:35.236
4	2	4:00.692	37.543	1:30.868	1:52.281	4.254	4.422	21.501	7.249	291.6	21:46	16:35.928
5	2	4:12.281B	38.020	1:35.684	1:58.577	4.515	4.515	20.716		292.4	21:50	20:48.209
6	3	6:33.671	3:04.079	1:33.861	1:55.731	4.097		22.136	8.591	293.2	21:57	27:21.880
7	3	4:04.162	39.160	1:32.683	1:52.319	4.009	4.462	21.715	7.664	292.4	22:01	31:26.042
8	3	4:15.109B	38.680	1:32.793	2:03.636	4.097	4.438	21.761		294.8	22:05	35:41.151
9	1	6:21.636	2:53.237	1:34.199	1:54.200	3.920		22.770	7.412	289.3	22:12	42:02.787
10	1	3:59.127	37.652	1:31.254	1:50.221	4.106	4.401	20.982	7.190	292.4	22:16	46:01.914
11	1	4:16.064B	39.210	1:31.171	2:05.683	4.447	4.447	22.740		293.2	22:20	50:17.978
12	1	6:17.873	2:48.479	1:34.478	1:54.916	3.884		22.671	7.413	292.4	22:26	56:35.851
13	1	3:56.383	37.254	1:30.360	1:48.769	4.053	4.385	20.356	7.046	293.2	22:30	1:00:32.234
14	1	4:12.569	39.435	1:34.969	1:58.165	3.931	4.444	23.904	7.551	294.8	22:34	1:04:44.803
15	1	3:56.942	37.360	1:30.346	1:49.236	3.914	4.396	20.652	7.073	292.4	22:38	1:08:41.745
16	1	3:56.063	37.258	1:30.186	1:48.619	3.895	4.394	20.423	6.909	294.0	22:42	1:12:37.808
17	1	4:08.560	37.527	1:30.679	2:00.354	3.908	4.383	23.338	7.539	295.6	22:46	1:16:46.368
18	1	4:11.894B	37.914	1:33.007	2:00.973	3.908	4.378	21.807		296.4	22:50	1:20:58.262
19	1	22:38.306B	...	1:33.554	2:24.622			23.238		284.7	23:13	1:43:36.568
20	1	8:29.097B	4:10.770	1:32.815	2:45.512			52.340		290.8	23:22	1:52:05.665

73 Corvette Racing
1. Jan MAGNUSSEN 3. Jordan TAYLOR Chevrolet Corvette - C7
2. Antonio GARCIA LMGTE Pro

1	3	7:15.798	3:49.466	1:35.208	1:51.124	3.940		21.065	7.120	253.3	21:37	7:15.798
2	3	3:57.750	37.904	1:30.497	1:49.349	4.004	4.398	20.655	6.958	291.6	21:41	11:13.548
3	3	4:03.297B	37.484	1:30.412	1:55.401	4.395	4.395	20.229		294.0	21:45	15:16.845
4	3	5:42.791	2:19.067	1:32.666	1:51.058	3.995		21.160	7.037	276.0	21:50	20:59.636
5	3	3:58.341	37.899	1:31.033	1:49.409	4.077	4.422	20.370	6.978	289.3	21:54	24:57.977
6	3	3:57.858	37.758	1:30.886	1:49.214	3.967	4.449	20.335	7.018	291.6	21:58	28:55.835
7	3	4:05.990B	37.546	1:30.718	1:57.726	4.401	4.401	20.961		293.2	22:03	33:01.825
8	1	8:22.911	4:53.725	1:36.653	1:52.533	4.137		21.455	7.490	253.3	22:11	41:24.736
9	1	3:59.944	38.396	1:31.190	1:50.358	3.975	4.453	20.876	7.274	291.6	22:15	45:24.680
10	1	4:02.201	38.268	1:32.013	1:51.920	3.998	4.391	21.677	7.232	292.4	22:19	49:26.881
11	1	4:01.229	38.220	1:31.662	1:51.347	4.009	4.411	21.161	7.411	288.5	22:23	53:28.110
12	1	4:11.538B	38.453	1:32.904	2:00.181	4.389	4.389	22.545		285.4	22:27	57:39.648
13	2	5:32.633	2:08.697	1:32.680	1:51.256	3.885		20.498	7.372	273.9	22:33	1:03:12.281



FIA WEC 82^e Edition des 24 Heures du Mans Qualifying Practice 3

Sector Analysis

■ Personal Best ■ Session Best B Crossing the finish line in pit lane

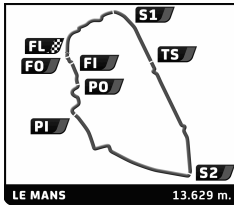
Lap	D	Time	Sector 1	Sector 2	Sector 3	T6	T7	Porsche	Ford	T. Spd	Hour	Elapsed
14	2	3:55.354	37.254	1:30.058	1:48.042	3.920	4.364	20.015	6.950	291.6	22:37	1:07:07.635
15	2	3:54.777	37.104	1:29.843	1:47.830	3.927	4.365	20.062	6.928	293.2	22:41	1:11:02.412
16	2	3:57.043	37.281	1:29.946	1:49.816	3.944	4.363	20.713	7.523	294.0	22:44	1:14:59.455
17	2	3:55.707	37.336	1:30.081	1:48.290	3.897	4.377	20.239	7.010	290.0	22:48	1:18:55.162
18	2	4:18.408B	37.380	1:31.577	2:09.451		4.355	21.435		289.3	22:53	1:23:13.570
19	1	5:58.380	2:33.459	1:33.394	1:51.527	4.039		20.982	7.085	286.9	22:59	1:29:11.950
20	1	4:03.415	37.941	1:31.575	1:53.899	3.998	4.428	22.473	7.222	290.0	23:03	1:33:15.365
21	1	3:59.412	38.214	1:31.358	1:49.840	3.948	4.413	20.814	7.139	292.4	23:07	1:37:14.777
22	1	3:58.016	37.829	1:30.897	1:49.290	3.967	4.393	20.603	7.013	290.8	23:11	1:41:12.793
23	1	4:29.219B	37.801	1:30.828	2:20.590		4.388	23.858		292.4	23:15	1:45:42.012
24	3	12:09.483	7:43.708	1:36.048	2:49.727	3.971		59.376	7.353	245.3	23:27	1:57:51.495
25	3	4:48.958	38.800	1:32.827	2:37.331	3.999	4.426	59.256	7.291	276.7	23:32	2:02:40.453
26	3	4:01.488	38.167	1:32.146	1:51.175	3.999	4.425	21.003	7.233	286.2	23:36	2:06:41.941
27	3	4:06.866B	37.775	1:32.127	1:56.964		4.418	20.657		289.3	23:40	2:10:48.807
28	3	5:50.199	2:01.111	1:33.091	2:15.997	3.994		22.241	7.101	278.1	23:46	2:16:39.006
29	3	4:23.606	38.011	1:31.807	2:13.788	3.971	4.429	21.874	7.105	289.3	23:51	2:21:02.612
30	3	4:22.636	37.930	1:31.422	2:13.284	3.952	4.422	21.596	7.212	291.6	23:55	2:25:25.248
31	3	4:27.364B	37.800	1:30.927	2:18.637		4.430	21.592		291.6	23:59	2:29:52.612

74	Corvette Racing	3.Richard WESTBROOK	Chevrolet Corvette - C7
	1.Oliver GAVIN		LMGTE Pro
	2.Tommy MILNER		

1	1	6:32.500	3:09.493	1:32.940	1:50.067	4.019		20.653	7.077	286.9	21:36	6:32.500
2	1	3:56.840	37.536	1:30.552	1:48.752	3.912	4.426	20.277	6.889	296.4	21:40	10:29.340
3	1	3:57.375	38.014	1:30.183	1:49.178	3.929	4.373	20.166	6.864	296.4	21:44	14:26.715
4	1	3:55.914	37.210	1:30.485	1:48.219	4.041	4.382	20.007	7.082	294.0	21:48	18:22.629
5	1	4:04.768B	37.506	1:30.445	1:56.817		4.411	20.450		294.0	21:52	22:27.397
6	1	7:07.313	3:47.316	1:31.536	1:48.461	3.876		19.987	7.419	290.8	21:59	29:34.710
7	1	3:55.190	37.117	1:29.799	1:48.274	3.953	4.354	19.979	6.943	293.2	22:03	33:29.900
8	1	3:57.707	37.128	1:31.347	1:49.232	4.065	4.373	20.230	7.213	267.1	22:07	37:27.607
9	1	4:06.548B	37.526	1:30.700	1:58.322		4.408	21.154		294.8	22:11	41:34.155
10	1	7:10.921	3:48.089	1:33.504	1:49.328	3.936		20.646	6.968	264.5	22:18	48:45.076
11	1	3:56.729	37.368	1:30.854	1:48.507	3.901	4.399	20.323	6.950	293.2	22:22	52:41.805
12	1	4:09.397B	37.269	1:30.018	2:02.110		4.367	21.241		294.0	22:26	56:51.202
13	1	6:08.299	2:47.898	1:31.223	1:49.178	3.939		20.574	7.056	290.8	22:32	1:02:59.501
14	1	3:57.955	37.532	1:31.459	1:48.964	3.924	4.382	20.524	6.975	294.0	22:36	1:06:57.456
15	1	3:56.398	37.290	1:30.585	1:48.523	3.953	4.367	20.460	6.908	293.2	22:40	1:10:53.854
16	1	4:02.535B	37.278	1:29.981	1:55.276		4.371	20.601		297.2	22:44	1:14:56.389
17	3	6:30.359	3:04.035	1:33.301	1:53.023	3.975		22.169	7.618	284.7	22:51	1:21:26.748
18	3	4:01.093	38.179	1:31.460	1:51.454	3.991	4.396	21.364	7.159	291.6	22:55	1:25:27.841
19	3	3:59.731	37.797	1:31.349	1:50.585	3.948	4.400	20.793	7.402	292.4	22:59	1:29:27.572
20	3	3:58.988	37.809	1:31.258	1:49.921	3.945	4.374	20.620	7.180	294.0	23:03	1:33:26.560
21	3	4:07.957B	37.943	1:31.354	1:58.660		4.376	20.765		293.2	23:07	1:37:34.517
22	3	6:59.704	3:28.045	1:32.243	1:59.416	3.988		24.269	7.710	293.2	23:14	1:44:34.221
23	3	5:03.181	38.076	1:31.702	2:53.403	4.016	4.415	59.978	7.497	290.0	23:19	1:49:37.402
24	3	4:57.557B	38.097	1:31.771	2:47.689		4.409	57.525		289.3	23:24	1:54:34.959
25	2	9:11.145	5:16.862	1:33.541	2:20.742	4.022		46.698	7.351	283.9	23:33	2:03:46.104
26	2	4:01.528	38.139	1:32.186	1:51.203	3.968	4.409	21.144	7.070	290.8	23:37	2:07:47.632
27	2	4:02.208	38.170	1:32.245	1:51.793	4.020	4.388	20.966	7.003	270.4	23:41	2:11:49.840
28	2	4:29.075B	37.729	1:31.754	2:19.592		4.402	21.112		291.6	23:46	2:16:18.915
29	2	5:47.062	2:04.323	1:32.153	2:10.586	3.999		20.685	7.017	290.0	23:52	2:22:05.977
30	2	4:20.069	37.332	1:30.940	2:11.797	3.926	4.399	20.663	7.110	294.8	23:56	2:26:26.046
31	2	4:24.343B	37.345	1:30.809	2:16.189		4.382	21.076		293.2	00:00	2:30:50.389

75	Prospeed Competition	3.Markus PALTALA	Porsche 911 GT3 RSR
	1.François PERRODO		LMGTE Am
	2.Emmanuel COLLARD		

1	2	37:32.426	...	1:33.228	1:54.273	4.005		21.970	7.326	287.7	22:07	37:32.426
2	2	4:10.295B	39.090	1:31.594	1:59.611		4.405	21.541		294.0	22:11	41:42.721



FIA WEC 82^e Edition des 24 Heures du Mans Qualifying Practice 3

Sector Analysis

■ Personal Best ■ Session Best B Crossing the finish line in pit lane

Lap	D	Time	Sector 1	Sector 2	Sector 3	T6	T7	Porsche	Ford	T. Spd	Hour	Elapsed
3	1	12:16.736	8:43.596	1:37.432	1:55.708	4.063		22.672	8.067	278.8	22:23	53:59.457
4	1	4:07.718	39.811	1:33.232	1:54.675	4.036	4.442	22.390	7.709	292.4	22:28	58:07.175
5	1	4:06.689	39.565	1:33.519	1:53.605	4.001	4.428	21.939	7.650	290.0	22:32	1:02:13.864
6	1	4:08.243	39.649	1:33.718	1:54.876	4.098	4.418	22.140	7.729	290.8	22:36	1:06:22.107
7	1	4:19.423 B	39.992	1:33.661	2:05.770		4.434	22.440		290.8	22:40	1:10:41.530
8	3	56:14.293	...	1:42.985	1:59.727	3.981		24.994	8.121	172.3	23:36	2:06:55.823
9	3	4:05.147	38.930	1:32.820	1:53.397	3.909	4.392	22.607	7.488	291.6	23:41	2:11:00.970
10	3	4:36.083	38.973	1:32.637	2:24.473	3.940	4.373	23.587	7.936	290.0	23:45	2:15:37.053
11	3	4:38.178	38.733	1:38.408	2:21.037	3.997	4.391	24.368	7.881	290.0	23:50	2:20:15.231
12	3	4:42.059 B	40.132	1:33.717	2:28.210		4.397	24.403		290.0	23:54	2:24:57.290

76

IMSA Performance Matmut

1. Raymond NARAC
2. Nicolas ARMINDO

3. David HALLYDAY

Porsche 911 GT3 RSR
LMGTE Am

1	3	4:41.114	1:06.948	1:34.756	1:59.410	4.354		23.403	7.975	285.4	21:34	4:41.114
2	3	4:06.624	39.277	1:32.018	1:55.329	4.108	4.497	22.568	7.877	293.2	21:38	8:47.738
3	3	4:05.868	39.200	1:32.455	1:54.213	4.062	4.444	22.650	7.663	289.3	21:42	12:53.606
4	3	4:05.994	39.538	1:32.369	1:54.087	4.014	4.422	22.483	7.681	290.0	21:46	16:59.600
5	3	4:18.062 B	39.166	1:32.890	2:06.006		4.414	24.917		291.6	21:51	21:17.662
6	2	5:24.314 B	1:53.760	1:31.699	1:58.855			21.934		290.0	21:56	26:41.976
7	2	7:31.015	4:08.118	1:31.707	1:51.190	4.158		21.214	6.911	287.7	22:04	34:12.991
8	2	3:59.237	37.900	1:31.098	1:50.239	3.962	4.521	21.006	7.090	292.4	22:08	38:12.228
9	2	3:58.398	37.876	1:30.840	1:49.682	4.034	4.396	20.660	7.148	290.0	22:12	42:10.626
10	2	4:23.717 B	39.401	1:31.499	2:12.817		4.451	22.678		294.0	22:16	46:34.343
11	1	8:34.875	5:00.810	1:37.598	1:56.467	4.058		23.101	7.651	258.8	22:25	55:09.218
12	1	4:06.131	38.869	1:33.081	1:54.181	4.120	4.452	22.370	7.436	286.9	22:29	59:15.349
13	1	4:04.673	38.729	1:32.636	1:53.308	4.240	4.458	22.185	7.344	288.5	22:33	1:03:20.022
14	1	4:25.197 B	38.736	1:32.375	2:14.086		4.486	22.537		291.6	22:37	1:07:45.219
15	1	9:14.792	5:46.077	1:34.243	1:54.472	4.057		22.302	7.432	283.2	22:47	1:17:00.011
16	1	4:14.018 B	38.773	1:33.284	2:01.961		4.428	22.483		287.7	22:51	1:21:14.029
17	3	6:36.783	3:05.146	1:34.694	1:56.943	4.075		23.740	7.802	283.2	22:57	1:27:50.812
18	3	4:11.497	39.476	1:33.124	1:58.897	4.029	4.422	23.074	8.098	290.0	23:02	1:32:02.309
19	3	4:08.928	39.632	1:33.615	1:55.681	4.022	4.419	23.086	7.798	291.6	23:06	1:36:11.237
20	3	4:07.552	39.542	1:33.396	1:54.614	4.105	4.412	22.764	7.810	287.7	23:10	1:40:18.789
21	3	4:24.439 B	40.038	1:33.913	2:10.488		4.429	24.638		289.3	23:14	1:44:43.228
22	2	35:57.358	...	1:33.479	2:24.301	3.919		22.497	7.271	286.2	23:50	2:20:40.586
23	2	4:27.866 B	38.485	1:32.262	2:17.119		4.389	21.776		290.0	23:55	2:25:08.452
24	1	6:38.766	2:19.319	1:35.250	2:44.197			22.975	7.655	279.5	00:01	2:31:47.218

77

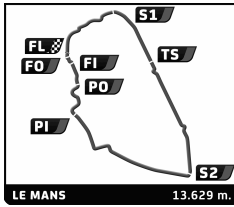
Dempsey Racing - Proton

1. Patrick DEMPSEY
2. Joe FOSTER

3. Patrick LONG

Porsche 911 RSR
LMGTE Am

1	2	6:29.166	2:57.011	1:36.603	1:55.552	4.086		22.339	7.680	275.3	21:36	6:29.166
2	2	4:06.370	39.577	1:33.679	1:53.114	4.082	4.529	21.662	7.394	288.5	21:40	10:35.536
3	2	4:05.230	39.473	1:33.077	1:52.680	4.024	4.502	21.469	7.483	290.0	21:44	14:40.766
4	2	4:04.342	38.717	1:33.099	1:52.526	4.086	4.487	21.273	7.536	286.2	21:48	18:45.108
5	2	4:13.678 B	39.715	1:33.891	2:00.072		4.509	21.665		286.9	21:52	22:58.786
6	3	6:06.599	2:26.650	1:36.332	2:03.617	3.888		22.321	7.315	276.0	21:59	29:05.385
7	3	4:03.610	38.755	1:32.330	1:52.525	3.884	4.417	22.421	7.313	289.3	22:03	33:08.995
8	3	4:02.385	37.506	1:30.714	1:54.165	3.864	4.420	22.657	7.143	289.3	22:07	37:11.380
9	3	3:57.230	37.317	1:31.010	1:48.903	3.973	4.414	20.332	6.626	287.7	22:11	41:08.610
10	3	4:09.167 B	37.434	1:30.859	2:00.874		4.435	22.310		288.5	22:15	45:17.777
11	1	6:02.487	2:26.789	1:37.548	1:58.150	4.118		23.582	7.935	273.9	22:21	51:20.264
12	1	4:14.868	40.539	1:37.274	1:57.055	4.136	4.516	22.898	7.641	277.4	22:25	55:35.132
13	1	4:13.498	40.029	1:36.465	1:57.004	4.195	4.500	23.115	7.878	284.7	22:29	59:48.630
14	1	4:16.556	40.297	1:36.875	1:59.384	4.111	4.529	23.051	8.669	283.2	22:34	1:04:05.186
15	1	4:11.829	40.441	1:34.927	1:56.461	4.091	4.487	22.819	7.789	287.7	22:38	1:08:17.015
16	1	4:22.911 B	40.180	1:36.352	2:06.379		4.479	23.388		286.9	22:42	1:12:39.926
17	2	9:52.846	6:21.397	1:35.676	1:55.773	3.996		22.162	7.709	279.5	22:52	1:22:32.772



FIA WEC 82^e Edition des 24 Heures du Mans Qualifying Practice 3

Sector Analysis

■ Personal Best ■ Session Best B Crossing the finish line in pit lane

Lap	D	Time	Sector 1	Sector 2	Sector 3	T6	T7	Porsche	Ford	T. Spd	Hour	Elapsed
18	2	4:05.876	39.012	1:33.597	1:53.267	4.003	4.475	21.654	7.559	286.2	22:56	1:26:38.648
19	2	4:04.565	38.542	1:33.016	1:53.007	3.958	4.471	21.616	7.462	286.9	23:00	1:30:43.213
20	2	4:13.164 B	38.437	1:33.199	2:01.528		4.444	21.415		286.9	23:04	1:34:56.377
21	3	11:04.859	7:35.992	1:33.045	1:55.822	3.893		24.304	7.423	286.2	23:16	1:46:01.236
22	3	5:05.834 B	37.701	1:32.214	2:55.919		4.419	54.196		286.2	23:21	1:51:07.070

81

AF Corse
1. Stephen WYATT
2. Michele RUGOLO

3. Sam BIRD

Ferrari 458 Italia
LMGTE Am

1	3	5:53.485	2:30.977	1:33.024	1:49.484	3.887		20.436	7.102	278.8	21:35	5:53.485
2	3	3:54.665	37.217	1:29.821	1:47.627	4.003	4.403	19.883	6.713	294.0	21:39	9:48.150
3	3	3:54.768	37.016	1:30.005	1:47.747	3.862	4.429	19.885	6.803	295.6	21:43	13:42.918
4	3	4:08.442 B	38.115	1:31.217	1:59.110		4.391	21.000		295.6	21:47	17:51.360
5	2	6:03.229	2:36.009	1:32.144	1:55.076	3.979		23.539	7.705	290.0	21:53	23:54.589
6	2	3:58.873	37.669	1:31.008	1:50.196	3.928	4.459	20.541	7.555	292.4	21:57	27:53.462
7	2	3:58.404	37.638	1:31.110	1:49.656	3.995	4.444	20.527	7.165	290.0	22:01	31:51.866
8	2	4:03.443	38.121	1:30.897	1:54.425	3.913	4.467	23.560	7.497	290.8	22:05	35:55.309
9	2	3:57.261	37.441	1:30.813	1:49.007	3.900	4.432	20.350	6.866	290.8	22:09	39:52.570
10	2	3:57.141	37.415	1:30.750	1:48.976	3.923	4.429	20.444	6.841	290.0	22:13	43:49.711
11	2	4:01.978	37.429	1:31.787	1:52.762	3.920	4.437	21.017	7.666	288.5	22:17	47:51.689
12	2	4:09.053 B	37.903	1:31.440	1:59.710		4.429	21.952		289.3	22:22	52:00.742
13	2	18:06.398	...	1:32.812	1:51.257	3.935		21.097	7.197	287.7	22:40	1:10:07.140
14	2	3:59.173	37.744	1:31.370	1:50.059	3.914	4.428	20.779	7.041	290.0	22:44	1:14:06.313
15	2	4:07.445 B	37.645	1:31.520	1:58.280		4.416	21.035		288.5	22:48	1:18:13.758
16	2	14:29.778	...	1:33.889	1:56.986	4.220		21.989	9.519	269.8	23:02	1:32:43.536
17	2	3:58.298	37.839	1:31.022	1:49.437	3.923	4.494	20.589	6.887	290.0	23:06	1:36:41.834
18	2	4:10.888 B	38.801	1:32.937	1:59.150		4.389	21.814		290.0	23:10	1:40:52.722
19	1	5:54.054	2:16.631	1:38.527	1:58.896	4.222		23.866	7.791	223.1	23:16	1:46:46.776
20	1	5:01.833 B	40.709	1:35.585	2:45.539		4.589	55.777		253.9	23:21	1:51:48.609
21	3	7:07.898 B	2:48.881	1:34.521	2:44.496			55.864		276.7	23:28	1:58:56.507

88

Proton Competition
1. Christian RIED
2. Klaus BACHLER

3. Khaled AL QUBAISI

Porsche 911 RSR
LMGTE Am

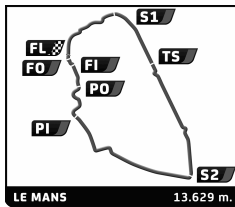
1	2	4:39.317	1:12.295	1:33.416	1:53.606	4.019		22.852	7.198	287.7	21:34	4:39.317
2	2	4:07.941 B	39.353	1:31.497	1:57.091		4.474	21.057		292.4	21:38	8:47.258
3	2	5:12.607	1:48.464	1:33.080	1:51.063	3.975		21.297	7.054	291.6	21:43	13:59.865
4	2	3:59.095	38.593	1:30.840	1:49.662	4.002	4.431	20.545	7.029	294.0	21:47	17:58.960
5	2	3:56.974	37.553	1:30.759	1:48.662	3.959	4.425	20.229	6.906	296.4	21:51	21:55.934
6	2	3:57.494	37.580	1:30.895	1:49.019	3.998	4.429	20.296	6.937	291.6	21:55	25:53.428
7	2	4:11.009 B	39.417	1:31.196	2:00.396		4.427	21.539		292.4	22:00	30:04.437
8	1	5:58.293	2:27.868	1:35.863	1:54.562	4.088		22.407	7.545	290.0	22:06	36:02.730
9	1	4:07.160	39.826	1:33.429	1:53.905	4.104	4.476	22.787	7.479	291.6	22:10	40:09.890
10	1	4:05.820	39.519	1:32.696	1:53.605	4.042	4.483	22.394	7.455	294.0	22:14	44:15.710
11	1	4:06.404	39.141	1:33.459	1:53.804	4.067	4.458	22.640	7.461	291.6	22:18	48:22.114
12	1	4:16.871 B	39.531	1:32.595	2:04.745		4.467	22.761		292.4	22:22	52:38.985
13	3	6:27.876	2:53.726	1:37.131	1:57.019	4.107		23.709	7.810	249.8	22:29	59:06.861
14	3	4:09.753	39.604	1:35.926	1:54.223	4.124	4.484	22.812	7.317	233.1	22:33	1:03:16.614
15	3	4:11.195	39.907	1:35.313	1:55.975	4.093	4.474	23.212	7.593	293.2	22:37	1:07:27.809
16	3	4:07.375	39.297	1:33.822	1:54.256	4.266	4.469	22.401	7.406	290.0	22:41	1:11:35.184
17	3	4:06.608	39.188	1:33.140	1:54.280	4.070	4.504	22.623	7.508	290.8	22:45	1:15:41.792
18	3	4:34.848 B	40.631	1:35.053	2:19.164		4.462	23.357		290.0	22:50	1:20:16.640
19	2	6:49.912	3:21.567	1:33.595	1:54.750	4.042		23.097	7.416	292.4	22:57	1:27:06.552
20	2	4:00.850	38.413	1:31.885	1:50.552	3.974	4.450	21.053	7.161	291.6	23:01	1:31:07.402
21	2	4:12.713 B	38.078	1:33.690	2:00.945		4.421	21.108		292.4	23:05	1:35:20.115

90

B Star Motorsports
1. Franck MONTECALVO
2. Gianluca RODA

3. Paolo RUBERTI

Ferrari 458 Italia
LMGTE Am

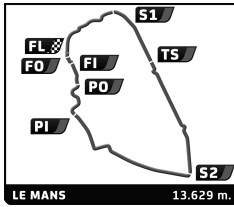


FIA WEC 82^e Edition des 24 Heures du Mans Qualifying Practice 3

Sector Analysis

■ Personal Best ■ Session Best B Crossing the finish line in pit lane

Lap	D	Time	Sector 1	Sector 2	Sector 3	T6	T7	Porsche	Ford	T. Spd	Hour	Elapsed
95	Aston Martin Racing		Aston Martin Vantage V8									
	1. Kristian POULSEN		3. Nicki THIMM									
	2. David HEINEMEIER-HANSSON		LMGTE Am									
1	2	4:55.865	1:21.600	1:34.553	1:59.712	3.912		21.710	7.285	283.2	21:34	4:55.865
2	2	4:01.229	38.198	1:31.405	1:51.626	3.913	4.405	21.534	7.339	287.7	21:38	8:57.094
3	2	4:00.153	37.790	1:31.619	1:50.744	3.921	4.401	21.168	7.143	286.9	21:42	12:57.247
4	2	4:10.017 B	37.815	1:32.112	2:00.090		4.399	22.133		287.7	21:47	17:07.264
5	3	6:25.131	3:00.440	1:33.453	1:51.238	3.949		20.727	6.990	286.2	21:53	23:32.395
6	3	4:00.540	37.677	1:31.612	1:51.251	4.049	4.431	20.349	8.044	286.9	21:57	27:32.935
7	3	3:59.110	37.676	1:31.477	1:49.957	4.057	4.447	21.091	6.774	288.5	22:01	31:32.045
8	3	3:57.999	37.593	1:31.226	1:49.180	3.939	4.449	20.373	6.987	289.3	22:05	35:30.044
9	3	4:04.281 B	37.706	1:30.905	1:55.670		4.412	20.116		286.9	22:09	39:34.325
10	3	5:46.482	2:21.752	1:33.240	1:51.490	3.891		21.101	7.393	286.9	22:15	45:20.807
11	3	4:14.307	39.430	1:37.499	1:57.378	3.900	4.401	22.911	7.387	260.0	22:19	49:35.114
12	3	3:55.944	37.147	1:30.416	1:48.381	3.946	4.403	20.355	6.838	286.9	22:23	53:31.058
13	3	4:05.765	37.782	1:32.520	1:55.463	3.883	4.391	22.239	7.521	292.4	22:27	57:36.823
14	3	4:11.919 B	38.205	1:34.301	1:59.413		4.376	20.452		280.3	22:31	1:01:48.742
15	1	6:06.538	2:34.226	1:36.188	1:56.124	4.025		23.042	7.633	282.5	22:37	1:07:55.280
16	1	4:06.376	38.768	1:34.084	1:53.524	3.936	4.455	22.009	7.259	283.2	22:42	1:12:01.656
17	1	4:03.563	38.472	1:33.059	1:52.032	3.979	4.414	21.491	6.982	269.8	22:46	1:16:05.219
18	1	4:05.839	38.246	1:34.458	1:53.135	3.966	4.421	21.788	7.437	283.9	22:50	1:20:11.058
19	1	4:03.635	38.371	1:33.357	1:51.907	3.960	4.413	21.616	7.209	283.9	22:54	1:24:14.693
20	1	4:01.537	37.961	1:32.466	1:51.110	3.940	4.407	21.203	7.195	283.9	22:58	1:28:16.230
21	1	4:01.806	37.945	1:32.360	1:51.501	3.955	4.398	21.303	7.370	286.9	23:02	1:32:18.036
22	1	4:02.006	38.175	1:32.480	1:51.351	3.929	4.401	21.318	7.156	285.4	23:06	1:36:20.042
23	1	4:01.323	38.115	1:31.828	1:51.380	4.115	4.389	21.347	7.033	290.0	23:10	1:40:21.365
24	1	4:13.260	38.808	1:32.850	2:01.602	3.905	4.452	24.625	7.960	288.5	23:14	1:44:34.625
25	1	5:15.732 B	38.295	1:31.815	3:05.622		4.373	1:00.461		289.3	23:19	1:49:50.357
26	2	10:19.414	6:07.767	1:34.986	2:36.661	4.031		1:00.975	7.702	282.5	23:30	2:00:09.771
27	2	4:07.463	39.145	1:34.059	1:54.259	4.009	4.437	21.886	7.526	286.2	23:34	2:04:17.234
28	2	4:04.602	38.366	1:33.421	1:52.815	3.987	4.427	21.324	7.579	285.4	23:38	2:08:21.836
29	2	4:13.944	38.404	1:33.685	2:01.855	4.023	4.406	23.405	8.079	287.7	23:42	2:12:35.780
30	2	4:28.439	38.388	1:32.930	2:17.121	3.933	4.415	22.490	7.681	283.9	23:47	2:17:04.219
31	2	4:26.886	38.364	1:33.232	2:15.290	4.009	4.386	22.051	7.538	286.2	23:51	2:21:31.105
32	2	4:26.658	38.150	1:32.260	2:16.248	4.041	4.414	22.584	7.363	285.4	23:55	2:25:57.763
33	2	4:39.338 B	38.008	1:35.632	2:25.698		4.417	22.169		286.9	00:00	2:30:37.101
97	Aston Martin Racing		Aston Martin Vantage V8									
	1. Darren TURNER		3. Bruno SENNA									
	2. Stefan MÜCKE		LMGTE Pro									
1	3	5:42.136	2:18.705	1:33.466	1:49.965	3.910		20.482	7.120	286.2	21:35	5:42.136
2	3	3:56.909	37.937	1:30.891	1:48.081	3.920	4.377	19.838	6.851	289.3	21:39	9:39.045
3	3	3:55.363	37.471	1:30.105	1:47.787	3.985	4.381	19.867	6.787	290.0	21:43	13:34.408
4	3	4:04.379 B	37.668	1:30.288	1:56.423		4.382	20.026		290.0	21:47	17:38.787
5	1	5:40.185	2:19.668	1:31.348	1:49.169	3.960		19.917	6.978	288.5	21:53	23:18.972
6	1	3:56.705	37.333	1:30.214	1:49.158	3.944	4.386	19.804	7.672	292.4	21:57	27:15.677
7	1	3:56.573	37.591	1:30.317	1:48.665	4.093	4.383	20.338	6.963	290.0	22:01	31:12.250
8	1	3:57.340	37.603	1:30.633	1:49.104	3.964	4.411	20.073	6.890	290.8	22:05	35:09.590
9	1	4:08.695 B	37.838	1:31.381	1:59.476		4.381	21.540		289.3	22:09	39:18.285
10	2	6:39.596	3:13.829	1:32.357	1:53.410	3.915		20.069	8.758	290.0	22:15	45:57.881
11	2	3:57.441	37.911	1:30.980	1:48.550	3.905	4.377	20.101	7.218	294.0	22:19	49:55.322
12	2	3:55.136	37.033	1:29.812	1:48.291	3.932	4.368	20.154	7.305	292.4	22:23	53:50.458
13	2	3:54.891	37.169	1:29.882	1:47.840	3.914	4.366	19.962	7.001	291.6	22:27	57:45.349
14	2	3:59.343	37.013	1:29.583	1:52.747	3.915	4.353	21.119	7.353	294.8	22:31	1:01:44.692
15	2	4:24.052 B	37.694	1:32.141	2:14.217		4.354	23.537		289.3	22:36	1:06:08.744
16	1	7:46.368	4:20.535	1:33.028	1:52.805	3.920		20.549	7.124	285.4	22:43	1:13:55.112
17	1	3:58.937	37.484	1:31.046	1:50.407	3.955	4.369	20.579	8.076	288.5	22:47	1:17:54.049
18	1	3:58.425	38.551	1:30.942	1:48.932	3.926	4.366	20.210	7.531	289.3	22:51	1:21:52.474



FIA WEC 82^e Edition des 24 Heures du Mans Qualifying Practice 3

Sector Analysis

■ Personal Best ■ Session Best B Crossing the finish line in pit lane

Lap	D	Time	Sector 1	Sector 2	Sector 3	T6	T7	Porsche	Ford	T. Spd	Hour	Elapsed
19	1	4:09.482 B	37.307	1:30.947	2:01.228		4.356	20.064		288.5	22:56	1:26:01.956
20	1	18:56.963	...	1:31.648	1:52.772	3.932		23.641	7.006	285.4	23:14	1:44:58.919
21	1	4:50.239	37.402	1:30.571	2:42.266	3.977	4.371	59.098	7.549	288.5	23:19	1:49:49.158
22	1	4:46.804 B	37.606	1:30.747	2:38.451		4.386	56.448		286.2	23:24	1:54:35.962
23	1	14:08.737	...	1:31.589	1:51.998	3.919		20.746	7.113	284.7	23:38	2:08:44.699
24	1	4:10.693 B	38.808	1:32.201	1:59.684		4.353	20.519		289.3	23:42	2:12:55.392
25	1	14:15.782	...	1:31.774	2:09.774	3.941		20.430	6.957	283.9	23:57	2:27:11.174
26	1	4:32.310 B	37.437	1:30.768	2:24.105		4.383	21.001		287.7	00:01	2:31:43.484

98

Aston Martin Racing
1. Paul DALLA LANA
2. Pedro LAMY

3. Christoffer NYGAARD

Aston Martin Vantage V8
LMGTE Am

1	3	5:11.398 B	1:41.269	1:33.336	1:56.793			20.622		283.9	21:35	5:11.398
2	2	5:55.397	2:26.474	1:33.163	1:55.760	3.989		22.219	7.135	290.8	21:41	11:06.795
3	2	4:00.705	39.370	1:32.323	1:49.012	3.988	4.417	20.448	6.650	263.2	21:45	15:07.500
4	2	4:00.920	37.973	1:31.328	1:51.619	4.006	4.412	20.605	8.153	289.3	21:49	19:08.420
5	2	3:57.558	37.652	1:30.930	1:48.976	3.944	4.426	20.214	6.753	288.5	21:53	23:05.978
6	2	4:07.279 B	37.826	1:31.431	1:58.022		4.406	20.636		287.7	21:57	27:13.257
7	2	7:05.517	3:42.724	1:33.827	1:48.966	3.858		19.968	7.039	280.3	22:04	34:18.774
8	2	3:55.851	37.163	1:30.018	1:48.670	3.904	4.377	19.969	6.801	289.3	22:08	38:14.625
9	2	3:56.102	37.362	1:29.938	1:48.802	3.869	4.378	20.590	7.011	294.0	22:12	42:10.727
10	2	3:55.644	37.477	1:29.872	1:48.295	3.925	4.359	20.263	6.683	290.8	22:16	46:06.371
11	2	4:13.069 B	38.400	1:31.591	2:03.078		4.379	21.162		289.3	22:20	50:19.440
12	3	5:49.519	2:26.503	1:31.618	1:51.398	3.932		20.428	7.320	293.2	22:26	56:08.959
13	3	3:58.933	38.027	1:31.086	1:49.820	3.986	4.394	20.418	7.420	289.3	22:30	1:00:07.892
14	3	3:59.525	38.964	1:31.039	1:49.522	3.889	4.404	20.310	7.335	289.3	22:34	1:04:07.417
15	3	3:58.159	37.886	1:31.476	1:48.797	3.912	4.366	20.035	7.195	290.0	22:38	1:08:05.576
16	3	3:57.495	37.431	1:30.366	1:49.698	3.916	4.372	21.078	7.218	290.0	22:42	1:12:03.071
17	3	4:04.003 B	37.638	1:31.372	1:54.993		4.367	20.050		288.5	22:46	1:16:07.074
18	1	7:00.129	3:33.628	1:33.766	1:52.735	3.990		21.168	7.338	286.9	22:53	1:23:07.203
19	1	4:05.387	38.144	1:32.411	1:54.832	4.258	4.444	21.332	7.561	288.5	22:57	1:27:12.590
20	1	4:02.337	38.817	1:32.281	1:51.239	3.943	4.516	20.767	7.171	290.0	23:01	1:31:14.927
21	1	3:59.987	38.198	1:32.265	1:49.524	3.964	4.413	20.589	6.937	287.7	23:05	1:35:14.914
22	1	4:03.021	37.967	1:31.854	1:53.200	4.049	4.415		7.023	289.3	23:09	1:39:17.935
23	1	4:05.523	40.112	1:34.321	1:51.090	4.028	4.444	20.513	7.036	285.4	23:13	1:43:23.458
24	1	4:08.148	38.606	1:31.788	1:57.754	4.367	4.439	25.887	8.235	288.5	23:17	1:47:31.606
25	1	4:42.672 B	38.951	1:33.557	2:30.164		4.535	45.917		290.0	23:22	1:52:14.278