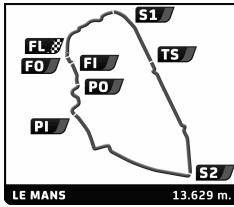


## FIA WEC 82<sup>e</sup> Edition des 24 Heures du Mans Qualifying Practice 2

### Sector Analysis

■ Personal Best   ■ Session Best   B Crossing the finish line in pit lane

Lap	D	Time	Sector 1	Sector 2	Sector 3	T6	T7	Porsche	Ford	T. Spd	Hour	Elapsed
<b>0</b> Nissan Motorsports Global Nissan ZEOD RC 1. Lucas ORDONEZ 3. Satoshi MOTOYAMA 2. Wolfgang REIP CDNT												
1	3	4:30.934	57.416	1:38.075	1:55.443	3.973		22.770	8.010	238.3	19:04	4:30.934
2	3	3:59.953	38.103	1:30.904	1:50.946	4.057	4.322	20.469	7.495	302.2	19:08	8:30.887
3	3	<b>3:57.096</b>	37.827	<b>1:29.301</b>	<b>1:49.968</b>	3.873	4.309	19.995	7.587	307.3	19:12	12:27.983
4	3	3:58.564	37.744	1:30.671	1:50.149	3.926	4.256	20.331	7.901	273.9	19:16	16:26.547
5	3	4:36.842 B	37.843	1:31.190	2:27.809		4.286	31.062		298.0	19:21	21:03.389
6	1	53:46.706	...	1:35.691	1:57.624	4.030		21.985	8.106	277.4	20:14	1:14:50.095
7	1	4:08.835	39.760	1:35.631	1:53.444	4.093	4.327	21.091	7.817	265.8	20:18	1:18:58.930
8	1	3:59.843	38.233	1:31.088	1:50.522	4.054	4.356	20.597	7.514	284.7	20:22	1:22:58.773
9	1	4:31.299 B	<b>37.551</b>	1:30.117	2:23.631		4.354	29.890		301.3	20:27	1:27:30.072
<b>1</b> Audi Sport Team Joest Audi R18 e-tron quattro 1. Lucas DI GRASSI 3. Tom KRISTENSEN 2. Marc GENE LMP1												
1	1	15:10.333 B	...	1:28.210	1:56.358			19.829		271.1	19:15	15:10.333
2	1	58:54.067	...	1:23.379	1:38.716	3.330		18.717	7.573	303.0	20:14	1:14:04.400
3	1	<b>3:26.490</b>	32.636	1:19.100	<b>1:34.754</b>	3.358	3.717	16.447	6.176	312.7	20:17	1:17:30.890
4	1	3:32.429	32.966	1:21.993	1:37.470	3.319	3.693	18.271	7.034	281.7	20:21	1:21:03.319
5	1	4:59.106 B	<b>32.146</b>	<b>1:18.638</b>	3:08.322		3.694	45.070		318.2	20:26	1:26:02.425
6	2	23:04.035	...	1:25.333	1:40.822	3.536		18.189	7.567	270.4	20:49	1:49:06.460
7	2	3:32.101	34.202	1:20.976	1:36.923	3.405	3.735	17.102	7.032	311.8	20:52	1:52:38.561
8	2	3:34.822	33.134	1:20.444	1:41.244	3.634	3.732	16.608	8.448	313.6	20:56	1:56:13.383
9	2	3:28.426	32.957	1:20.382	1:35.087	3.378	3.793	16.413	6.622	309.1	20:59	1:59:41.809
10	2	3:27.809	32.830	1:20.161	1:34.818		3.708	16.291	6.631	305.6	21:03	2:03:09.618
<b>2</b> Audi Sport Team Joest Audi R18 e-tron quattro 1. Marcel FÄSSLER 3. Benoit TRÉLUYER 2. André LOTTERER LMP1												
1	2	3:58.521 B	52.947	1:21.903	1:43.671			16.554		326.8	19:03	3:58.521
2	2	3:56.700	1:02.166	1:19.960	1:34.574	3.375		16.213	6.667	328.8	19:07	7:55.221
3	2	3:28.674	33.460	1:20.074	1:35.140	3.512	3.746	16.101	6.408	317.2	19:11	11:23.895
4	2	3:34.987 B	32.920	1:19.557	1:42.510		3.760	16.922		313.6	19:14	14:58.882
5	2	13:14.178	...	1:18.970	<b>1:33.156</b>	3.351		15.746	6.488	326.8	19:28	28:13.060
6	2	3:26.863	32.518	1:19.947	1:34.398	3.489	3.750	16.389	6.296	310.9	19:31	31:39.923
7	2	3:25.415	32.348	1:18.951	1:34.116	3.415	3.773	15.797	6.374	318.2	19:35	35:05.338
8	2	3:29.796	32.987	1:19.293	1:37.516	3.471	3.862	18.998	6.440	322.0	19:38	38:35.134
9	2	3:36.034 B	34.016	1:19.874	1:42.144		3.749	16.583		327.8	19:42	42:11.168
10	2	31:55.057	...	1:24.016	1:37.196	3.364		16.285	8.244	290.8	20:14	1:14:06.225
11	2	3:25.832	33.037	1:19.268	1:33.527	3.450	3.739	15.651	6.231	315.4	20:17	1:17:32.057
12	2	3:28.437	32.453	1:20.596	1:35.388	3.336	3.715	18.444	6.352	291.6	20:21	1:21:00.494
13	2	<b>3:24.276</b>	<b>31.908</b>	<b>1:18.368</b>	1:34.000	3.488	3.661	15.420	7.558	315.4	20:24	1:24:24.770
14	2	4:17.672 B	35.582	1:20.274	2:21.816		3.873	23.722		303.9	20:28	1:28:42.442
15	3	20:14.762	...	1:23.177	1:36.241	3.329		17.568	6.441	305.6	20:48	1:48:57.204
16	3	3:29.368	32.392	1:21.058	1:35.918	3.419	3.687	16.726	6.953	309.1	20:52	1:52:26.572
17	3	3:29.716	33.269	1:19.830	1:36.617	3.348	4.170	16.405	7.729	294.0	20:55	1:55:56.288
18	3	3:25.471	32.455	1:19.312	1:33.704	3.377	3.700	15.958	6.398	308.2	20:59	1:59:21.759
19	3	3:26.268	32.941	1:19.289	1:34.038			16.165	6.426	308.2	21:02	2:02:48.027
<b>3</b> Audi Sport Team Joest Audi R18 e-tron quattro 1. Filipe ALBUQUERQUE 3. Oliver JARVIS 2. Marco BONANOMI LMP1												
1	1	4:01.355 B	54.698	1:22.638	1:44.019			17.596		287.7	19:04	4:01.355
2	1	10:38.931	7:40.869	1:21.184	1:36.878	3.930		17.297	6.473	314.5	19:14	14:40.286
3	1	3:30.409	34.468	1:20.029	1:35.912	3.478	4.667	16.481	6.344	302.2	19:18	18:10.695
4	1	3:27.887	33.249	1:19.874	1:34.764	3.463	3.721	16.239	6.253	310.0	19:21	21:38.582
5	1	3:26.614	32.495	1:20.269	1:33.850	3.495	3.707	16.014	6.159	314.5	19:25	25:05.196
6	1	3:35.111 B	33.144	1:19.349	1:42.618		3.721	16.285		308.2	19:28	28:40.307



## FIA WEC 82<sup>e</sup> Edition des 24 Heures du Mans Qualifying Practice 2

### Sector Analysis

■ Personal Best ■ Session Best B Crossing the finish line in pit lane

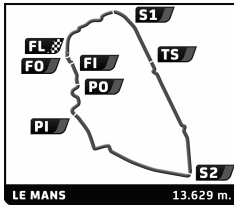
Lap	D	Time	Sector 1	Sector 2	Sector 3	T6	T7	Porsche	Ford	T. Spd	Hour	Elapsed
7	1	4:33.985B	1:27.813	1:22.771	1:43.401			17.457		295.6	19:33	33:14.292
8	2	6:55.580	3:55.104	1:21.931	1:38.545	3.747		17.437	6.544	303.9	19:40	40:09.872
9	2	3:32.515	33.498	1:20.168	1:38.849	3.478	3.930	19.346	6.535	320.1	19:43	43:42.387
10	2	4:48.642B	34.371	1:29.020	2:45.251		4.059	33.003		315.4	19:48	48:31.029
11	2	25:44.703B	...	1:23.428	1:44.231			17.455		310.0	20:14	1:14:15.732
12	2	4:14.704	1:14.918	1:23.079	1:36.707	3.490		16.790	6.415	310.0	20:18	1:18:30.436
13	2	3:28.794	32.909	1:19.282	1:36.603	3.379	3.763	17.220	7.042	315.4	20:21	1:21:59.230
14	2	3:28.230	32.819	1:18.929	1:36.482	3.455	3.761	18.141	6.428	317.2	20:25	1:25:27.460
15	2	4:28.330B	36.605	1:35.383	2:16.342			21.563		257.0	20:29	1:29:55.790
16	3	19:03.494	...	1:23.742	1:36.721	3.312		17.819	6.730	274.6	20:48	1:48:59.284
17	3	3:23.710	<b>32.222</b>	1:18.451	1:33.037	3.397	3.642	15.827	6.385	316.3	20:52	1:52:22.994
18	3	3:24.182	32.236	1:18.415	1:33.531	3.492	3.676	15.685	6.918	315.4	20:55	1:55:47.176
19	3	3:23.330	32.254	<b>1:18.230</b>	1:32.846	3.369	3.700	15.683	6.475	314.5	20:59	1:59:10.506
20	3	<b>3:23.271</b>	32.337	1:18.252	<b>1:32.682</b>			15.613	6.413	314.5	21:02	2:02:33.777

<b>7</b>	<b>Toyota Racing</b>			Toyota TS 040 - Hybrid
	1. Alexander WURZ	3. Kazuki NAKAJIMA	LMP1	
	2. Stéphane SARRAZIN			

1	1	3:54.763B	48.496	1:22.706	1:43.561			17.455			19:03	3:54.763
2	1	8:11.310	5:16.088	1:19.241	1:35.981	3.369		17.013	6.715	324.9	19:12	12:06.073
3	1	3:25.626	32.633	1:18.323	1:34.670	3.473	3.618		6.484	300.5	19:15	15:31.699
4	1	3:27.848	32.929	1:18.257	1:36.662	3.364	3.670		6.746	301.3	19:18	18:59.547
5	1	3:27.309	33.702	1:19.202	1:34.405	3.454	3.656	16.625	6.667	304.7	19:22	22:26.856
6	1	3:24.420	32.734	1:17.764	1:33.922	3.508	3.675	16.479	6.219	303.9	19:25	25:51.276
7	1	3:30.485B	32.618	<b>1:17.431</b>	1:40.436			16.577		330.8	19:29	29:21.761
8	1	6:27.442	3:32.725	1:19.626	1:35.091	3.472		16.972	6.461	308.2	19:35	35:49.203
9	1	3:28.493	33.030	1:19.832	1:35.631	3.436	3.644	17.624	6.144	302.2	19:39	39:17.696
10	1	3:42.129B	36.517	1:22.264	1:43.348			17.551		286.9	19:42	42:59.825
11	2	31:38.978	...	1:20.695	1:39.721	3.383		18.509	6.595		20:14	1:14:38.803
12	2	3:26.706	32.818	1:19.699	1:34.189	3.385	3.655		6.780	303.0	20:18	1:18:05.509
13	2	3:26.410	33.432	1:18.268	1:34.710	3.396	3.660	16.721	6.413	298.8	20:21	1:21:31.919
14	2	3:27.200	32.368	1:18.643	1:36.189	3.475	3.648	17.450	6.295	296.4	20:24	1:24:59.119
15	2	4:41.088B	32.888	1:25.068	2:43.132			30.174			20:29	1:29:40.207
16	3	18:54.073	...	1:20.122	1:34.435	3.259		16.708	6.619	324.9	20:48	1:48:34.280
17	3	3:23.398	32.384	1:18.079	1:32.935	3.513	3.645	15.996	6.380	303.0	20:51	1:51:57.678
18	3	3:23.286	32.638	1:17.983	1:32.665	3.380	3.692	15.785	6.440	310.9	20:55	1:55:20.964
19	3	<b>3:22.589</b>	<b>32.195</b>	1:17.768	<b>1:32.626</b>	3.442	3.661	15.971	6.113	303.9	20:58	1:58:43.553
20	3	3:23.081	32.343	1:17.734	1:33.004			16.091	6.172	300.5	21:02	2:02:06.634

<b>8</b>	<b>Toyota Racing</b>			Toyota TS 040 - Hybrid
	1. Anthony DAVIDSON	3. Sébastien BUEMI	LMP1	
	2. Nicolas LAPIERRE			

1	2	3:31.399									19:03	3:31.399
2	2	3:23.963	32.826	1:17.968	<b>1:33.169</b>						19:06	6:55.362
3	2	3:28.692	33.740	1:19.592	1:35.360						19:10	10:24.054
4	2	3:26.071	32.967	1:18.523	1:34.581						19:13	13:50.125
5	2	3:32.080B	32.497	1:18.309	1:41.274						19:17	17:22.205
6	2	11:53.122	8:58.858	1:18.734	1:35.530	3.358		16.601	6.955	325.8	19:29	29:15.327
7	2	3:46.808B	33.007	1:19.659	1:54.142			19.151			19:33	33:02.135
8	1	8:20.825	5:22.822	1:21.449	1:36.554	3.338			6.971		19:41	41:22.960
9	1	3:44.556B	32.355	1:18.821	1:53.380			19.743		298.8	19:45	45:07.516
10	1	28:31.970	...	1:20.372	1:35.857	3.301		16.788	7.133		20:13	1:13:39.486
11	1	3:26.918	32.747	1:18.833	1:35.338	3.790	3.612	17.325	6.129	301.3	20:17	1:17:06.404
12	1	3:25.092	32.858	1:18.977	1:33.257	3.467	3.738	16.210	6.035		20:20	1:20:31.496
13	1	3:26.554	32.627	1:18.934	1:34.993	3.292	3.669	16.497	7.030		20:23	1:23:58.050
14	1	4:26.976B	34.466	1:20.389	2:32.121			25.754			20:28	1:28:25.026
15	3	20:07.176	...	1:19.461	1:35.246			16.611			20:48	1:48:32.202
16	3	3:24.722	32.587	1:18.698	1:33.437	3.366	3.617	16.060	6.255		20:51	1:51:56.924
17	3	3:26.362	32.716	1:18.202	1:35.444	3.353	3.669	17.590	6.586		20:55	1:55:23.286



## FIA WEC 82<sup>e</sup> Edition des 24 Heures du Mans Qualifying Practice 2

### Sector Analysis

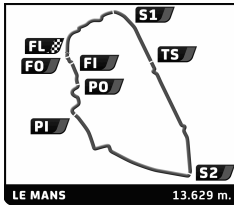
■ Personal Best ■ Session Best B Crossing the finish line in pit lane

Lap	D	Time	Sector 1	Sector 2	Sector 3	T6	T7	Porsche	Ford	T. Spd	Hour	Elapsed
18	3	3:23.661	32.279	1:17.879	1:33.503	3.381	3.639	16.621	6.122		20:58	1:58:46.947
19	3	3:26.789	32.471	1:17.741	1:36.577		3.635		6.216	302.2	21:02	2:02:13.736

12		Rebellion Racing		3.Mathias BECHE						Rebellion R-One - Toyota		LMP1	
		1.Nicolas PROST										LMP1	
		2.Nick HEIDFELD											
1	2	5:55.521	2:41.568	1:27.609	1:46.344	3.672		22.775	6.979	311.8	19:05	5:55.521	
2	2	3:36.150	35.028	1:22.683	1:38.439	3.652	3.926	17.291	6.631	319.1	19:09	9:31.671	
3	2	3:32.385	33.394	1:21.557	1:37.434	3.666	3.925	16.906	6.563	321.0	19:13	13:04.056	
4	2	3:43.171 B	33.196	1:22.356	1:47.619		3.916	17.790		324.9	19:16	16:47.227	
5	2	12:15.493	8:46.839	1:24.456	2:04.198	3.714		18.126	7.490	311.8	19:29	29:02.720	
6	2	3:44.060	33.316	1:24.360	1:46.384	3.666	3.961	17.294	8.194	319.1	19:32	32:46.780	
7	2	3:31.180	33.213	1:21.246	1:36.721	3.638	3.939	16.547	6.497	322.0	19:36	36:17.960	
8	2	3:54.378 B	37.388	1:26.252	1:50.738		3.911	20.333		318.2	19:40	40:12.338	
9	2	33:59.898	...	1:27.304	1:40.178	3.643		17.875	7.073	287.7	20:14	1:14:12.236	
10	2	3:40.890	33.534	1:23.726	1:43.630	3.666	3.940	20.020	7.994	303.0	20:17	1:17:53.126	
11	2	3:53.440 B	33.246	1:22.276	1:57.918		3.921	17.522		320.1	20:21	1:21:46.566	
12	1	27:15.242	...	1:25.701	1:43.201	3.734		18.299	8.211	303.9	20:49	1:49:01.808	
13	1	3:33.117	33.813	1:22.064	1:37.240	3.699	3.962	16.923	6.242	320.1	20:52	1:52:34.925	
14	1	3:40.954	34.332	1:21.636	1:44.986	3.702	3.932	18.010	7.820	322.0	20:56	1:56:15.879	
15	1	3:31.538	33.295	1:21.114	1:37.129	3.648	3.925	16.882	6.511	322.9	20:59	1:59:47.417	
16	1	3:32.186	33.178	1:20.921	1:38.087		3.903	17.485	6.493	322.9	21:03	2:03:49.603	

13		Rebellion Racing		3.Fabio LEIMER						Rebellion R-One - Toyota		LMP1	
		1.Dominik KRAHAMER										LMP1	
		2.Andrea BELICCHI											
1	1	5:14.155	2:06.348	1:26.936	1:40.871	3.754		17.813	6.789	252.8	19:05	5:14.155	
2	1	3:36.319	33.895	1:22.191	1:40.233	3.673	3.974	18.978	6.688	325.8	19:08	8:50.474	
3	1	3:36.443	33.866	1:22.318	1:40.259	3.713	3.930	18.133	7.145	326.8	19:12	12:26.917	
4	1	3:38.369	36.116	1:22.777	1:39.476	3.808	3.937	17.040	6.892	322.0	19:16	16:05.286	
5	1	3:32.556	33.409	1:21.153	1:37.994	3.718	3.972	16.853	6.637	325.8	19:19	19:37.842	
6	1	3:43.513 B	34.207	1:23.477	1:45.829		3.932	17.109		312.7	19:23	23:21.355	
7	1	19:58.861	...	1:22.735	1:39.003	3.736		17.428	6.693	289.3	19:43	43:20.216	
8	1	4:41.513 B	33.781	1:29.078	2:38.654		3.944	35.076		324.9	19:48	48:01.729	
9	2	27:02.005	...	1:27.756	1:42.598	3.698		18.256	7.502	318.2	20:15	1:15:03.734	
10	2	3:41.291	35.343	1:26.001	1:39.947	3.693	3.934	17.401	6.773	319.1	20:18	1:18:45.025	
11	2	3:36.656	34.642	1:22.223	1:39.791	3.649	3.928	17.526	7.093	322.9	20:22	1:22:21.681	
12	2	3:57.905 B	33.844	1:21.499	2:02.562		3.917	17.368		323.9	20:26	1:26:19.586	
13	3	24:12.047	...	1:23.942	1:39.674	3.609		17.863	6.729	321.0	20:50	1:50:31.633	
14	3	3:40.193	35.431	1:21.729	1:43.033	3.721	3.891	18.107	8.977	323.9	20:54	1:54:11.826	
15	3	3:46.177	37.105	1:22.268	1:46.804	3.592	3.907	24.775	6.752	326.8	20:57	1:57:58.003	
16	3	3:31.608	33.832	1:20.525	1:37.251		3.888	16.642	6.591	327.8	21:01	2:01:29.611	

14		Porsche Team		3.Marc LIEB						Porsche 919 Hybrid		LMP1	
		1.Romain DUMAS										LMP1	
		2.Neel JANI											
1	3	4:19.085 B	1:07.556	1:23.759	1:47.770			18.280		273.9	19:04	4:19.085	
2	3	9:03.777	6:06.144	1:21.009	1:36.624	3.465		17.162	6.468	322.9	19:13	13:22.862	
3	3	3:26.932	32.912	1:18.981	1:35.039	3.409	3.697	16.725	6.580	303.9	19:16	16:49.794	
4	3	3:37.394 B	33.059	1:18.950	1:45.385		3.747	18.602		311.8	19:20	20:27.188	
5	3	12:41.461	9:42.142	1:22.348	1:36.971	3.372		17.347	6.879	271.1	19:33	33:08.649	
6	3	3:28.918	33.906	1:20.054	1:34.958	3.451	3.660	16.925	6.478	299.7	19:36	36:37.567	
7	3	3:36.441 B	34.902	1:18.466	1:43.073		3.754	16.906		331.8	19:40	40:14.008	
8	1	33:51.968	...	1:23.080	1:39.365	3.375		18.211	8.374	288.5	20:14	1:14:05.976	
9	1	3:24.540	32.852	1:17.744	1:33.944	3.391	3.638	16.475	6.458	320.1	20:17	1:17:30.516	
10	1	3:23.322	32.707	1:17.302	1:33.313	3.438	3.723	16.398	6.384	328.8	20:20	1:20:53.838	
11	1	3:36.791 B	32.702	1:19.082	1:45.007		3.798	18.382		323.9	20:24	1:24:30.629	
12	1	31:38.116	...	1:19.164	1:41.076	3.450		16.951	8.239	322.0	20:56	1:56:08.745	
13	1	3:23.350	32.601	1:17.335	1:33.414	3.428	3.669	16.261	6.377	317.2	20:59	1:59:32.095	



## FIA WEC 82<sup>e</sup> Edition des 24 Heures du Mans Qualifying Practice 2

### Sector Analysis

■ Personal Best   ■ Session Best   B Crossing the finish line in pit lane

Lap	D	Time	Sector 1	Sector 2	Sector 3	T6	T7	Porsche	Ford	T. Spd	Hour	Elapsed
14	1	3:22.708	32.580	1:16.946	1:33.182		3.727	16.367	6.289	323.9	21:02	2:02:54.803

<b>20</b>	<b>Porsche Team</b>											Porsche 919 Hybrid
	1. Timo BERNHARD	3. Brendon HARTLEY										LMP1
	2. Mark WEBBER											

1	2	3:57.540 B	47.054	1:23.839	1:46.647			18.383		247.0	19:03	3:57.540
2	2	10:54.175	7:57.650	1:20.176	1:36.349	3.438		17.175	6.499		19:14	14:51.715
3	2	3:30.415	32.862	1:19.228	1:38.325	3.491		18.422	6.819	298.0	19:18	18:22.130
4	2	3:49.231 B	33.274	1:19.027	1:56.930		3.812	18.457		310.0	19:22	22:11.361
5	2	8:22.492	5:24.561	1:20.606	1:37.325	3.462		17.454	6.497		19:30	30:33.853
6	2	3:27.869	33.298	1:19.338	1:35.233	3.736	3.713	16.812	6.558	314.5	19:34	34:01.722
7	2	3:35.539 B	33.885	1:18.444	1:43.210		4.023	16.929		308.2	19:37	37:37.261
8	1	4:31.063	1:31.124	1:20.856	1:39.083	3.519		17.191	6.797		19:42	42:08.324
9	1	3:54.492 B	33.384	1:18.699	2:02.409		3.723	24.259			19:46	46:02.816
10	1	28:11.665	...	1:21.585	1:38.668	3.360		17.446	7.510		20:14	1:14:14.481
11	1	3:28.388	32.968	1:19.293	1:36.127	3.387	3.642	16.897	6.754		20:17	1:17:42.869
12	1	3:23.966	32.563	1:17.756	1:33.647	3.776	3.649	16.650	6.398		20:21	1:21:06.835
13	1	3:40.082 B	34.960	1:20.263	1:44.859		3.908	17.342			20:24	1:24:46.917
14	1	23:43.415	...	1:18.880	1:34.727	3.359		16.628	6.735		20:48	1:48:30.332
15	1	3:22.908	32.734	1:17.159	1:33.015	3.409	3.640	16.342	6.326		20:51	1:51:53.240
16	1	3:23.822	32.792	1:17.001	1:34.029	3.509	3.829	16.515	6.922		20:55	1:55:17.062
17	1	3:34.704 B	32.922	1:18.496	1:43.286		3.811	17.960			20:58	1:58:51.766

<b>24</b>	<b>Sebastian Loeb Racing</b>											Oreca 03R - Nissan
	1. René RAST	3. Vincent CAPILLAIRE										LMP2
	2. Jan CHAROUZ											

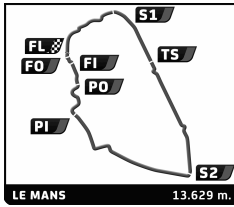
1	1	4:19.200	1:01.683	1:30.857	1:46.660	3.754		20.300	6.763	250.4	19:04	4:19.200
2	1	3:44.756	35.269	1:26.797	1:42.690	3.899	4.185	17.817	6.573	296.4	19:08	8:03.956
3	1	3:41.851	34.664	1:25.967	1:41.220	3.730	4.204	17.457	6.458	298.8	19:11	11:45.807
4	1	3:42.381	34.585	1:25.518	1:42.278	4.294	4.168	17.490	6.438	301.3	19:15	15:28.188
5	1	3:51.888 B	35.558	1:26.114	1:50.216		4.292	17.791		301.3	19:19	19:20.076
6	1	11:11.010	7:51.646	1:28.831	1:50.533	3.645		19.674	6.691	296.4	19:30	30:31.086
7	1	3:45.039	34.294	1:27.812	1:42.933	3.756	4.127	17.373	7.571	238.8	19:34	34:16.125
8	1	3:40.407	34.857	1:25.116	1:40.434	3.713	4.159	17.239	6.339	300.5	19:37	37:56.532
9	1	4:48.070 B	35.550	1:52.123	2:20.397		4.144	22.903		215.5	19:42	42:44.602

<b>26</b>	<b>G-Drive Racing</b>											Morgan - Nissan
	1. Roman RUSINOV	3. Julien CANAL										LMP2
	2. Olivier PLA											

1	3	4:51.811 B	1:17.400	1:32.581	2:01.830			22.858		231.6	19:04	4:51.811
2	3	8:01.541	4:48.573	1:28.104	1:44.864	3.982		19.058	6.779	294.0	19:12	12:53.352
3	3	3:45.495	35.472	1:26.581	1:43.442	3.807	4.269	17.836	7.266	300.5	19:16	16:38.847
4	3	3:50.876	35.587	1:28.943	1:46.346	3.911	4.209	20.547	6.894	298.0	19:20	20:29.723
5	3	3:45.647	35.566	1:26.756	1:43.325	3.708	4.239	17.776	7.319	296.4	19:24	24:15.370
6	3	3:44.692	36.361	1:25.905	1:42.426	3.944	4.159	17.554	6.750	297.2	19:28	28:00.062
7	3	3:45.109	35.336	1:26.808	1:42.965	3.915	4.237	17.524	6.894	302.2	19:31	31:45.171
8	3	3:45.311	35.442	1:26.127	1:43.742	3.879	4.223	18.185	6.873	300.5	19:35	35:30.482
9	3	3:43.122	35.121	1:26.178	1:41.823	3.923	4.213	17.301	6.604	297.2	19:39	39:13.604
10	3	3:49.011	37.882	1:27.385	1:43.744	3.907	4.205	18.113	6.955	296.4	19:43	43:02.615
11	3	4:43.141 B	35.385	1:30.317	2:37.439		4.209	35.605		298.0	19:47	47:45.756
12	3	26:29.740	...	1:30.102	1:45.191	3.720		17.801	7.819	287.7	20:14	1:14:15.496
13	3	3:41.959	34.752	1:25.957	1:41.250	3.803	4.188	17.083	6.681	296.4	20:17	1:17:57.455
14	3	3:41.446	34.691	1:25.563	1:41.192	3.849	4.182	17.168	6.732	297.2	20:21	1:21:38.901
15	3	3:48.408	34.709	1:25.152	1:48.547	3.711	4.193	23.355	7.308	298.0	20:25	1:25:27.309
16	3	4:33.461 B	37.802	1:36.479	2:19.180		4.148	22.673		231.6	20:30	1:30:00.770

<b>27</b>	<b>SMP Racing</b>											Oreca 03R - Nissan
	1. Sergey ZLOBIN	3. Anton LADYGIN										LMP2
	2. Mika SALO											

1	3	6:28.903	3:01.947	1:35.175	1:51.781	3.884		20.485	8.059	251.0	19:06	6:28.903
---	---	----------	----------	----------	----------	-------	--	--------	-------	-------	-------	----------



## FIA WEC 82<sup>e</sup> Edition des 24 Heures du Mans Qualifying Practice 2

### Sector Analysis

■ Personal Best ■ Session Best B Crossing the finish line in pit lane

Lap	D	Time	Sector 1	Sector 2	Sector 3	T6	T7	Porsche	Ford	T. Spd	Hour	Elapsed
2	3	3:53.356	36.986	1:29.760	1:46.610	3.784	4.213	19.096	7.499	297.2	19:10	10:22.259
3	3	3:50.256	36.381	1:27.298	1:46.577	3.739	4.175	19.658	7.193	301.3	19:14	14:12.515
4	3	3:45.781	35.500	1:27.028	1:43.253	3.890	4.151	18.374	6.767	303.9	19:17	17:58.296
5	3	3:46.520	35.964	1:27.049	1:43.507	3.738	4.175	18.324	6.742	304.7	19:21	21:44.816
6	3	3:45.205	35.254	1:26.301	1:43.650	3.748	4.139	18.617	6.864	300.5	19:25	25:30.021
7	3	3:45.193	35.008	1:26.138	1:44.047	3.878	4.140	18.066	6.700	301.3	19:29	29:15.214
8	3	3:56.447B	35.916	1:27.573	1:52.958		4.171	18.199		303.0	19:33	33:11.661
9	1	5:14.735	1:58.848	1:30.173	1:45.714	3.744		18.905	7.223	296.4	19:38	38:26.396
10	1	3:48.971	35.711	1:28.824	1:44.436	3.815	4.189	18.382	7.073	301.3	19:42	42:15.367
11	1	4:21.047B	36.053	1:27.829	2:17.165		4.209	33.713		299.7	19:46	46:36.414
12	1	29:06.653B	...	1:58.029	2:13.878			22.474		201.8	20:15	1:15:43.067
13	2	5:32.493	2:17.911	1:29.105	1:45.477	3.807		19.104	7.002	299.7	20:21	1:21:15.560
14	2	4:00.060B	35.027	1:26.406	1:58.627		4.156	19.384		298.0	20:25	1:25:15.620
15	2	24:13.766	...	1:29.889	1:49.358	3.804		20.339	7.740	252.2	20:49	1:49:29.386
16	2	3:45.772	35.417	1:27.355	1:43.000	3.779	4.158	18.249	7.042	301.3	20:53	1:53:15.158
17	2	3:49.344	34.947	1:25.737	1:48.660	3.810	4.147	18.067	11.761	301.3	20:57	1:57:04.502
18	2	3:42.527	34.842	1:25.775	1:41.910		4.159	17.900	6.583	301.3	21:00	2:00:47.029

**29** Pegasus Racing  
1. Julien SCHELL 3. Léo ROUSSEL Morgan - Nissan LMP2  
2. Nicolas LEUTWILER

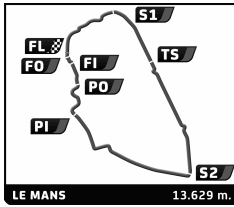
1	1	4:30.050B	57.841	1:34.139	1:58.070			20.779		265.1	19:04	4:30.050
2	1	6:59.034	3:45.024	1:28.947	1:45.063	3.762		19.046	6.980	293.2	19:11	11:29.084
3	1	3:45.386	35.322	1:26.380	1:43.684	3.779	4.195	18.586	6.923	298.0	19:15	15:14.470
4	1	3:46.416	35.153	1:26.039	1:45.224	3.763	4.194	18.896	7.523	301.3	19:19	19:00.886
5	1	3:46.990	35.358	1:26.984	1:44.648	3.768	4.174	18.537	7.175	298.8	19:22	22:47.876
6	1	4:00.514B	37.620	1:26.907	1:55.987		4.167	19.727		300.5	19:26	26:48.390
7	2	9:10.832	5:53.531	1:30.011	1:47.290	3.846		18.963	7.730	297.2	19:35	35:59.222
8	2	6:30.625B	1:57.080	2:06.568	2:26.977		4.212	24.424		164.4	19:42	42:29.847
9	3	32:03.287	...	1:30.112	1:46.610	3.686		21.364	6.913	293.2	20:14	1:14:33.134
10	3	3:42.438	34.904	1:25.899	1:41.635	3.816	4.178	17.341	6.957	298.8	20:18	1:18:15.572
11	3	3:44.344	35.437	1:25.196	1:43.711	3.755	4.196	18.610	7.042	300.5	20:21	1:21:59.916

**33** OAK Racing - Team Asia  
1. David CHENG 3. Adderly FONG Ligier JS P2 - HPD LMP2  
2. Ho-Pin TUNG

1	1	4:35.661	1:12.162	1:32.943	1:50.556	3.981		20.214	7.615	292.4	19:04	4:35.661
2	1	3:56.366	37.073	1:29.337	1:49.956	4.116	4.270	19.994	7.700	298.8	19:08	8:32.027
3	1	3:54.648	37.261	1:29.066	1:48.321	3.920	4.268	19.451	7.650	300.5	19:12	12:26.675
4	1	3:59.349	37.974	1:30.956	1:50.419	4.022	4.227	21.439	7.962	283.2	19:16	16:26.024
5	1	3:55.702	37.636	1:29.527	1:48.539	3.917	4.247	19.912	7.541	296.4	19:20	20:21.726
6	1	3:53.378	36.846	1:29.235	1:47.297	3.831	4.230	19.012	7.446	298.8	19:24	24:15.104
7	1	3:53.585	37.860	1:28.687	1:47.038	4.023	4.193	19.205	7.409	299.7	19:28	28:08.689
8	1	3:54.296	36.498	1:28.856	1:48.942	3.987	4.250	19.274	7.445	301.3	19:32	32:02.985
9	1	3:52.031	36.815	1:28.194	1:47.022	3.888	4.228	19.196	7.372	303.9	19:35	35:55.016
10	1	3:52.693	36.429	1:29.498	1:46.766	4.022	4.207	18.881	7.206	298.8	19:39	39:47.709
11	1	3:59.868B	36.908	1:28.601	1:54.359		4.221	19.500		300.5	19:43	43:47.577
12	3	32:32.300	...	1:29.320	1:47.063	3.886		18.772	7.047	294.0	20:16	1:16:19.877
13	3	3:48.638	35.385	1:27.754	1:45.499	3.876	4.238	19.485	6.925	291.6	20:20	1:20:08.515
14	3	3:48.325	36.370	1:28.052	1:43.903	3.877	4.213	18.401	6.853	298.8	20:23	1:23:56.840
15	3	4:35.619B	37.128	1:26.895	2:31.596		4.222	25.975		301.3	20:28	1:28:32.459
16	2	22:32.339	...	1:28.680	1:45.739	3.790		18.982	6.987	294.8	20:51	1:51:04.798
17	2	6:04.209B	34.888	2:25.553	3:03.768		4.173	31.457		114.4	20:57	1:57:09.007

**34** Race Performance  
1. Michel FREY 3. Jon LANCASTER Oreca 03R - Judd LMP2  
2. Franck MAILLEUX

1	1	8:36.285B	5:06.924	1:33.370	1:55.991			19.609		287.7	19:08	8:36.285
2	1	15:01.869	...	1:28.866	1:47.505	3.825		19.343	7.297	291.6	19:23	23:38.154



## FIA WEC 82<sup>e</sup> Edition des 24 Heures du Mans Qualifying Practice 2

### Sector Analysis

■ Personal Best ■ Session Best B Crossing the finish line in pit lane

Lap	D	Time	Sector 1	Sector 2	Sector 3	T6	T7	Porsche	Ford	T. Spd	Hour	Elapsed
3	1	3:49.442	35.957	1:27.734	1:45.751	3.745	4.243	18.996	6.785	295.6	19:27	27:27.596
4	1	7:51.868B	35.665	5:14.570	2:01.633		4.217	21.226		294.8	19:35	35:19.464
5	1	38:58.672	...	1:31.808	1:45.284	3.784		18.253	6.997	249.3	20:14	1:14:18.136
6	1	3:47.445	35.685	1:27.893	1:43.867	3.824	4.210	18.072	6.859	295.6	20:18	1:18:05.581
7	1	3:46.389	35.676	1:27.146	1:43.567	3.879	4.209	18.131	6.771	297.2	20:21	1:21:51.970
8	1	3:56.601B	35.332	1:26.913	1:54.356		4.220	19.299		295.6	20:25	1:25:48.571
9	3	23:25.702	...	1:30.876	1:46.612	3.806		19.335	7.128	289.3	20:49	1:49:14.273
10	3	3:45.323	35.510	1:26.571	1:43.242	3.822	4.194	18.073	7.011	296.4	20:52	1:52:59.596
11	3	3:47.495	35.423	1:27.551	1:44.521	3.782	4.192	18.194	7.702	295.6	20:56	1:56:47.091
12	3	3:44.486	34.890	1:26.784	1:42.812		4.183	17.729	6.919	296.4	21:00	2:00:31.577

**35** OAK Racing Ligier - Nissan  
 1. Alex BRUNDLE LMP2  
 2. Jann MARDENBOROUGH 3. Mark SHULZHITSKIY

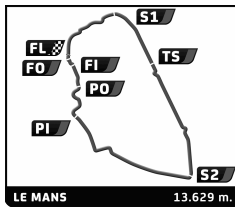
1	1	6:03.904B	2:20.510	1:33.595	2:09.799			21.471		295.6	19:06	6:03.904
2	1	10:12.016	7:01.080	1:28.040	1:42.896	3.716		17.228	6.825	293.2	19:16	16:15.920
3	1	3:40.864	34.634	1:25.356	1:40.874	3.991	4.198	16.549	6.911	296.4	19:19	19:56.784
4	1	3:41.995	34.978	1:25.668	1:41.349	3.685	4.266	16.809	6.808	300.5	19:23	23:38.779
5	1	3:56.901B	35.492	1:28.260	1:53.149		4.171	17.327		298.0	19:27	27:35.680
6	1	10:26.210	7:16.822	1:26.829	1:42.559	3.758		17.158	6.954	297.2	19:38	38:01.890
7	1	3:44.907	34.932	1:26.861	1:43.114	3.755	4.204	17.293	6.747	298.0	19:41	41:46.797
8	1	4:13.914B	34.826	1:25.655	2:13.433		4.190	31.519		298.8	19:46	46:00.711
9	3	28:28.012	...	1:31.893	1:53.396	3.875		21.452	7.606	281.0	20:14	1:14:28.723
10	3	3:46.863	35.700	1:27.503	1:43.660	3.971	4.237	17.478	7.338	296.4	20:18	1:18:15.586
11	3	3:46.498	36.402	1:26.156	1:43.940	3.806	4.242	17.620	7.374	300.5	20:22	1:22:02.084
12	3	4:07.386B	35.156	1:26.191	2:06.039		4.173	19.341		300.5	20:26	1:26:09.470
13	2	26:06.917	...	1:29.624	1:43.063	3.772		17.482	6.893	294.8	20:52	1:52:16.387
14	2	3:41.806	34.875	1:25.424	1:41.507	3.731	4.193	16.739	7.227	296.4	20:55	1:55:58.193
15	2	3:39.523	34.634	1:24.999	1:39.890	3.750	4.155	16.606	6.641	299.7	20:59	1:59:37.716
16	2	3:48.514B	34.518	1:26.634	1:47.362		4.159	16.754		282.5	21:03	2:03:26.230

**36** Signatech Alpine Alpine A450b - Nissan  
 1. Paul-Loup CHATIN LMP2  
 2. Nelson PANCIATICI 3. Oliver WEBB

1	1	4:43.017	1:25.903	1:29.479	1:47.635	3.740		20.515	7.354	296.4	19:04	4:43.017
2	1	3:46.405	34.895	1:25.729	1:45.781	3.738	4.171	20.049	6.759	300.5	19:08	8:29.422
3	1	3:43.073	34.642	1:26.810	1:41.621	3.733	4.152	17.448	6.766	302.2	19:12	12:12.495
4	1	3:43.047	34.643	1:25.342	1:43.062	3.847	4.146	18.325	7.058	301.3	19:15	15:55.542
5	1	3:51.392B	35.816	1:26.003	1:49.573		4.159	18.485		300.5	19:19	19:46.934
6	1	8:50.658	5:37.555	1:29.073	1:44.030	3.684		17.888	8.210	291.6	19:28	28:37.592
7	1	3:38.769	34.071	1:24.946	1:39.752	3.752	4.131	16.799	6.424	302.2	19:32	32:16.361
8	1	3:41.630	34.262	1:24.606	1:42.762	3.648	4.136	18.520	6.901	303.0	19:35	35:57.991
9	1	3:41.790	34.327	1:25.871	1:41.592	3.684	4.105	17.393	6.722	303.9	19:39	39:39.781
10	1	3:39.133	34.229	1:24.596	1:40.308	3.800	4.104	16.984	6.610	302.2	19:43	43:18.914
11	1	4:45.904B	34.485	1:32.689	2:38.730		4.135	36.521		308.2	19:48	48:04.818
12	3	26:02.554	...	1:32.069	1:48.447	3.758		19.439	8.495	294.0	20:14	1:14:07.372
13	3	3:46.860	35.171	1:27.754	1:43.935	3.701	4.155	18.297	7.430	299.7	20:17	1:17:54.232
14	3	3:43.082	34.728	1:25.434	1:42.920	3.647	4.133	17.622	7.040	301.3	20:21	1:21:37.314
15	3	3:47.367	34.611	1:25.269	1:47.487	3.700	4.111	21.878	7.730	300.5	20:25	1:25:24.681
16	3	4:30.125B	38.738	1:32.678	2:18.709		4.129	20.735		264.5	20:29	1:29:54.806
17	3	19:31.604	...	1:29.504	1:47.245	3.674		19.296	7.454	300.5	20:49	1:49:26.410
18	3	3:44.778	35.835	1:26.472	1:42.471	3.625	4.110	18.020	7.041	301.3	20:53	1:53:11.188
19	3	3:48.008	34.603	1:25.156	1:48.249	3.635	4.088	19.314	8.644	301.3	20:56	1:56:59.196
20	3	3:41.141	35.015	1:25.072	1:41.054		4.086	17.510	6.839	303.0	21:00	2:00:40.337

**37** SMP Racing Oreca 03R - Nissan  
 1. Kirill LADYGIN LMP2  
 2. Nicolas MINASSIAN 3. Maurizio MEDIANI

1	2	1:15:37.299B	...	1:36.917	1:59.727			21.358		229.7	20:15	1:15:37.299
---	---	--------------	-----	----------	----------	--	--	--------	--	-------	-------	-------------



## FIA WEC 82<sup>e</sup> Edition des 24 Heures du Mans Qualifying Practice 2

### Sector Analysis

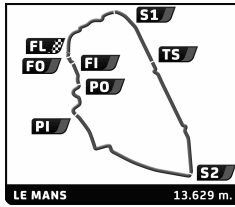
■ Personal Best ■ Session Best B Crossing the finish line in pit lane

Lap	D	Time	Sector 1	Sector 2	Sector 3	T6	T7	Porsche	Ford	T. Spd	Hour	Elapsed
2	2	11:02.512 <b>B</b>	7:22.390	1:29.408	2:10.714			19.357		297.2	20:26	1:26:39.811
3	1	22:45.889	...	1:30.252	1:47.344	3.670		19.421	7.209	298.8	20:49	1:49:25.700
4	1	3:46.852	35.992	1:27.441	1:43.419	3.699	4.120	18.449	6.796	298.8	20:53	1:53:12.552
5	1	3:47.461	<b>34.915</b>	<b>1:25.771</b>	1:46.775	3.741	4.134	18.371	8.748	300.5	20:57	1:57:00.013
6	1	<b>3:44.395</b>	35.119	1:25.950	<b>1:43.326</b>		4.138	18.918	6.672	302.2	21:00	2:00:44.408

38		Jota Sport 1.Simon DOLAN 2.Harry TINCKNELL		3.Oliver TURVEY		Zytek Z11SN - Nissan LMP2						
1	2	5:33.185 <b>B</b>	1:53.056	1:37.298	2:02.831			21.725		269.1	19:05	5:33.185
2	2	30:36.941 <b>B</b>	...	1:33.432	2:05.543			19.979		289.3	19:36	36:10.126
3	2	13:25.484 <b>B</b>	8:54.041	1:51.709	2:39.734			40.442		189.1	19:49	49:35.610
4	2	24:48.225	...	1:31.879	1:49.379	3.710		19.279	8.575	259.4	20:14	1:14:23.835
5	2	3:46.313	35.439	1:27.607	1:43.267	3.681	4.207	17.892	7.135	294.0	20:18	1:18:10.148
6	2	3:45.192	35.724	1:27.299	<b>1:42.169</b>	3.705	4.161	17.747	6.737	293.2	20:21	1:21:55.340
7	2	3:45.399	<b>34.881</b>	<b>1:25.804</b>	1:44.714	3.713	4.179	18.528	6.880	295.6	20:25	1:25:40.739
8	2	4:22.778 <b>B</b>	36.101	1:26.782	2:19.895	3.713	4.180	22.200		293.2	20:30	1:30:03.517
9	3	19:14.244	...	1:35.650	1:52.666	3.732		21.902	7.313	221.7	20:49	1:49:17.761
10	3	3:50.523	35.782	1:28.361	1:46.380	3.681	4.181	20.037	6.925	294.8	20:53	1:53:08.284
11	3	3:50.496	35.148	1:26.591	1:48.757	3.708	4.150	19.071	8.676	294.8	20:56	1:56:58.780
12	3	<b>3:44.842</b>	34.991	1:26.528	1:43.323		4.155	18.558	6.848	295.6	21:00	2:00:43.622

41		Greaves Motorsport 1.Michael MUNEMMAN 2.Alessandro LATIF		3.James WINSLOW		Zytek Z11SN - Nissan LMP2						
1	3	4:15.371 <b>B</b>	43.210	1:32.735	1:59.426			20.657		248.7	19:04	4:15.371
2	3	5:24.868	2:07.644	1:30.225	1:46.999	3.791		19.200	7.369	284.7	19:09	9:40.239
3	3	3:46.547	35.500	1:27.225	1:43.822	3.717	4.211	18.741	6.822	290.8	19:13	13:26.786
4	3	3:47.943	34.946	1:28.637	1:44.360	3.732	4.175	18.416	7.036	293.2	19:17	17:14.729
5	3	<b>3:44.293</b>	<b>34.877</b>	<b>1:26.209</b>	<b>1:43.207</b>	3.811	4.173	18.012	6.749	293.2	19:20	20:59.022
6	3	3:59.859 <b>B</b>	36.010	1:27.712	1:56.137		4.190	19.972		293.2	19:24	24:58.881
7	2	5:51.861	2:28.446	1:31.401	1:52.014	3.731		22.306	8.257	289.3	19:30	30:50.742
8	2	3:53.366	36.535	1:29.709	1:47.122	3.744	4.193	19.646	7.251	295.6	19:34	34:44.108
9	2	3:52.592	36.539	1:28.615	1:47.438	3.714	4.197	19.929	7.201	293.2	19:38	38:36.700
10	2	3:52.540	36.626	1:29.092	1:46.822	3.740	4.166	19.890	7.119	292.4	19:42	42:29.240
11	2	4:15.588 <b>B</b>	36.092	1:27.531	2:11.965		4.179	27.313		296.4	19:46	46:44.828
12	2	27:35.702	...	1:32.093	1:48.070	3.715		19.243	7.215	271.1	20:14	1:14:20.530
13	2	3:49.240	36.023	1:27.741	1:45.476	3.659	4.198	18.615	7.165	292.4	20:18	1:18:09.770
14	2	3:49.302	35.785	1:28.445	1:45.072	3.658	4.160	18.783	6.959	280.3	20:21	1:21:59.072
15	2	4:06.228 <b>B</b>	35.539	1:26.976	2:03.713		4.150	18.463		291.6	20:26	1:26:05.300
16	1	23:18.225	...	1:34.776	1:52.509	3.975		21.170	7.646	275.3	20:49	1:49:23.525
17	1	3:57.658	37.404	1:30.907	1:49.347	3.865	4.281	20.653	7.398	290.0	20:53	1:53:21.183
18	1	3:58.674	37.655	1:31.024	1:49.995	3.851	4.240	20.792	7.346	290.0	20:57	1:57:19.857
19	1	3:55.266	36.967	1:30.097	1:48.202		4.236	20.147	7.226	290.0	21:01	2:01:15.123

42		Caterham Racing 1.Thomas KIMBER-SMITH 2.Matthew McMURRY		3.Chris DYSON		Zytek Z11SN - Nissan LMP2						
1	3	4:22.062	49.371	1:38.671	1:54.020	3.948		21.703	7.824	209.2	19:04	4:22.062
2	3	3:52.602	37.071	1:28.731	1:46.800	3.858	4.292	19.241	7.184	291.6	19:08	8:14.664
3	3	3:52.770	37.219	1:28.995	1:46.556	3.777	4.236	19.370	7.165	294.0	19:12	12:07.434
4	3	3:47.794	35.913	1:27.412	1:44.469	3.860	4.212	18.617	7.066	297.2	19:15	15:55.228
5	3	<b>3:47.255</b>	35.748	1:27.438	<b>1:44.069</b>	3.804	4.209	18.582	6.867	298.0	19:19	19:42.483
6	3	4:36.234 <b>B</b>	35.982	<b>1:26.635</b>	2:33.617		4.188	22.188		298.0	19:24	24:18.717
7	2	11:43.363	8:26.281	1:29.843	1:47.239	3.862		20.316	7.301	295.6	19:36	36:02.080
8	2	3:51.649	37.441	1:27.342	1:46.866	3.837	4.221	19.813	7.411	298.8	19:39	39:53.729
9	2	3:50.492	35.853	1:28.578	1:46.061	3.853	4.192	19.362	7.923	298.0	19:43	43:44.221
10	2	4:52.119 <b>B</b>	35.879	1:32.408	2:43.832		4.188	36.548		259.4	19:48	48:36.340
11	2	26:10.636	...	1:30.545	1:53.263	3.803		22.239	7.641	290.8	20:14	1:14:46.976



## FIA WEC 82<sup>e</sup> Edition des 24 Heures du Mans Qualifying Practice 2

### Sector Analysis

■ Personal Best ■ Session Best B Crossing the finish line in pit lane

Lap	D	Time	Sector 1	Sector 2	Sector 3	T6	T7	Porsche	Ford	T. Spd	Hour	Elapsed
12	2	3:48.049	36.058	1:27.242	1:44.749	3.812	4.210	18.831	7.190	297.2	20:18	1:18:35.025
13	2	3:47.258	<b>35.637</b>	1:26.768	1:44.853	3.732	4.197	18.945	7.456	298.0	20:22	1:22:22.283
14	2	4:04.220 <b>B</b>	35.727	1:26.736	2:01.757		4.154	18.522		297.2	20:26	1:26:26.503
15	2	23:21.480	...	1:30.646	1:48.776	3.782		20.085	7.557	297.2	20:49	1:49:47.983
16	2	3:53.728	36.941	1:28.244	1:48.543	3.837	4.164	21.359	7.838	300.5	20:53	1:53:41.711
17	2	3:49.559	35.749	1:27.268	1:46.542	3.862	4.166	20.616	7.395	300.5	20:57	1:57:31.270
18	2	3:56.889 <b>B</b>	35.874	1:27.802	1:53.213		4.171	19.439		298.8	21:01	2:01:28.159

### 43

**Newblood By Morand Racing**

1.Christian KLIEN

3.Romain BRANDELA

2.Gary HIRSCH

Morgan - Judd  
LMP2

1	1	4:45.425	1:25.582	1:32.309	1:47.534	3.757		20.460	7.070	265.1	19:04	4:45.425
2	1	3:52.106 <b>B</b>	35.858	1:26.682	1:49.566		4.224	17.856		294.0	19:08	8:37.531
3	2	12:56.462	9:44.072	1:28.673	1:43.717	3.722		17.783	6.775	292.4	19:21	21:33.993
4	2	3:44.032	35.263	1:26.734	1:42.035	3.982	4.196	16.961	6.433	289.3	19:25	25:18.025
5	2	3:45.874	35.111	1:27.825	1:42.938	3.733	4.272	17.542	6.805	296.4	19:29	29:03.899
6	2	3:50.261	35.226	1:27.911	1:47.124	3.729	4.198	19.723	6.849	297.2	19:32	32:54.160
7	2	3:56.564 <b>B</b>	35.065	1:26.643	1:54.856		4.185	18.102		297.2	19:36	36:50.724
8	1	37:07.319	...	1:28.523	1:45.909	3.664		18.247	6.530	289.3	20:13	1:13:58.043
9	1	3:40.544	34.754	1:25.383	1:40.407	3.717	4.160	17.154	6.449	296.4	20:17	1:17:38.587
10	1	3:46.466	35.457	1:29.811	1:41.198	3.731	4.151	17.179	6.423	286.9	20:21	1:21:25.053
11	1	3:49.406	34.612	1:25.459	1:49.335	3.705	4.144	20.725	6.782	298.8	20:25	1:25:14.459
12	1	4:31.881 <b>B</b>	38.731	1:37.339	2:15.811		4.143	21.344		232.6	20:29	1:29:46.340
13	1	19:35.176	...	1:28.357	1:52.384	3.647		20.012	6.775	299.7	20:49	1:49:21.516
14	1	3:39.303	34.457	1:25.018	1:39.828	3.814	4.143	16.756	6.343	297.2	20:53	1:53:00.819
15	1	3:40.224	34.631	1:25.358	1:40.235	3.781	4.180	16.828	6.414	298.0	20:56	1:56:41.043
16	1	<b>3:39.135</b>	<b>34.456</b>	<b>1:24.987</b>	<b>1:39.692</b>		4.174	16.786	6.380	296.4	21:00	2:00:20.178

### 46

**Thiriet By TDS Racing**

1.Pierre THIRIET

3.Tristan GOMMENDY

2.Ludovic BADEY

Ligier JS P2 - Nissan  
LMP2

1	3	4:17.984 <b>B</b>	54.399	1:30.920	1:52.665			18.285		257.0	19:04	4:17.984
2	3	6:11.321	3:00.610	1:27.869	1:42.842	3.829		17.474	6.780	300.5	19:10	10:29.305
3	3	3:46.445	35.352	1:26.255	1:44.838	3.836	4.204	19.524	6.968	298.0	19:14	14:15.750
4	3	3:53.610 <b>B</b>	35.543	1:26.250	1:51.817		4.188	18.253		302.2	19:18	18:09.360
5	3	6:00.169	2:49.802	1:26.461	1:43.906	3.793		18.802	6.890	300.5	19:24	24:09.529
6	3	3:45.358	35.366	1:27.074	1:42.918	3.919	4.184	17.809	6.927	299.7	19:27	27:54.887
7	3	3:54.721 <b>B</b>	35.284	1:25.517	1:53.920		4.221	18.710		303.0	19:31	31:49.608
8	2	11:24.948	8:13.345	1:29.382	1:42.221	3.702		17.376	6.653	295.6	19:43	43:14.556
9	2	4:45.706 <b>B</b>	34.915	1:32.766	2:38.025		4.164	35.235		298.8	19:48	48:00.262
10	2	26:33.739	...	1:32.214	1:44.557	3.807		19.282	6.748	300.5	20:14	1:14:34.001
11	2	3:41.791	34.710	1:25.675	1:41.406	3.757	4.191	17.320	6.896	302.2	20:18	1:18:15.792
12	2	3:50.233 <b>B</b>	34.460	1:25.313	1:50.460		4.122	18.943		301.3	20:22	1:22:06.025
13	3	27:03.571	...	1:29.786	1:43.657	3.732		17.393	6.858	287.7	20:49	1:49:09.596
14	3	3:39.242	34.579	1:24.678	1:39.985	3.898	4.173	16.813	6.719	301.3	20:52	1:52:48.838
15	3	3:39.263	34.310	<b>1:24.355</b>	1:40.598	3.807	4.202	16.907	6.689	302.2	20:56	1:56:28.101
16	3	<b>3:38.094</b>	<b>34.216</b>	1:24.454	<b>1:39.424</b>		4.170	16.646	6.486	300.5	21:00	2:00:06.195

### 47

**KCMG**

1.Matthew HOWSON

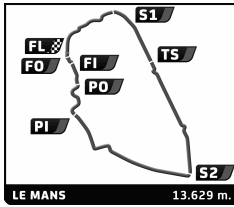
3.Alexandre IMPERATORI

2.Richard BRADLEY

Oreca 03R - Nissan  
LMP2

1	2	4:05.926	51.386	1:28.628	1:45.912	3.914		19.585	7.409	290.8	19:04	4:05.926
2	2	3:47.149	35.663	1:27.218	1:44.268	3.805	4.219	18.734	7.329	298.0	19:07	7:53.075
3	2	3:45.522	35.316	1:26.329	1:43.877	3.778	4.176	18.054	7.270	303.0	19:11	11:38.597
4	2	6:27.883	<b>34.467</b>	1:24.992	4:28.424	3.757	4.171	18.028	6.942	299.7	19:18	18:06.480
5	2	3:43.693	34.545	<b>1:24.802</b>	1:44.346	3.750	4.143	20.011	6.668	302.2	19:21	21:50.173
6	2	<b>3:40.476</b>	34.498	1:24.940	<b>1:41.038</b>	3.738	4.152	17.336	6.651	301.3	19:25	25:30.649
7	2	3:42.855	34.936	1:26.110	1:41.809	3.753	4.139	17.393	6.703	302.2	19:29	29:13.504
8	2	3:42.214	34.574	1:25.628	1:42.012	3.710	4.147	17.365	7.328	306.5	19:32	32:55.718





## FIA WEC 82<sup>e</sup> Edition des 24 Heures du Mans Qualifying Practice 2

### Sector Analysis

■ Personal Best ■ Session Best B Crossing the finish line in pit lane

Lap	D	Time	Sector 1	Sector 2	Sector 3	T6	T7	Porsche	Ford	T. Spd	Hour	Elapsed
9	2	3:41.700	34.665	1:25.934	1:41.101	3.740	4.125	17.258	6.532	294.0	19:36	36:37.418
10	2	3:44.295	35.544	1:26.548	1:42.203	3.724	4.117	17.329	6.709	300.5	19:40	40:21.713
11	2	3:55.699 B	34.662	1:25.837	1:55.200		4.121	17.956		294.8	19:44	44:17.412
12	1	29:36.405	...	1:28.360	1:43.030	3.747		17.737	6.994	295.6	20:13	1:13:53.817
13	1	3:43.350	35.126	1:26.175	1:42.049	3.806	4.168	17.400	6.684	299.7	20:17	1:17:37.167
14	1	3:46.205	36.740	1:27.287	1:42.178	3.776	4.163	17.524	6.882	300.5	20:21	1:21:23.372
15	1	3:44.786	35.342	1:25.661	1:43.783	3.904	4.147	18.272	6.893	299.7	20:25	1:25:08.158
16	1	4:33.761 B	36.232	1:32.465	2:25.064		4.169	23.300		280.3	20:29	1:29:41.919
17	3	25:22.087	...	1:27.165	1:43.438	3.780		17.823	7.462	296.4	20:55	1:55:04.006
18	3	3:45.241	35.457	1:26.251	1:43.533	3.852	4.125	18.327	6.907	298.8	20:58	1:58:49.247
19	3	3:44.067	35.075	1:25.416	1:43.576		4.136	18.025	6.894	303.0	21:02	2:02:33.314

**48** **Murphy Prototypes** Oreca 03R - Nissan LMP2  
 1. Nathanael BERTHON 3. Karun CHANDHOK  
 2. Rodolfo GONZALEZ

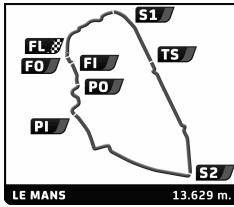
1	1	23:11.372	...	1:27.068	1:41.922	3.736		17.800	6.760	296.4	19:23	23:11.372
2	1	3:42.248	35.034	1:25.181	1:42.033	3.735	4.153	17.471	6.868	303.0	19:26	26:53.620
3	1	3:43.872	35.773	1:26.451	1:41.648	3.727	4.124	17.466	6.740	305.6	19:30	30:37.492
4	1	3:43.475	34.667	1:26.478	1:42.330	3.730	4.137	17.973	6.513	302.2	19:34	34:20.967
5	1	3:53.748 B	34.838	1:24.859	1:54.051		4.131	17.865		303.0	19:38	38:14.715
6	1	10:13.636 B	5:56.514	1:33.702	2:43.420			32.830		300.5	19:48	48:28.351
7	1	25:40.680	...	1:28.190	1:42.923	3.776		17.431	7.403	297.2	20:14	1:14:09.031
8	1	3:38.684	34.403	1:24.682	1:39.599	3.787	4.139	16.877	6.503	305.6	20:17	1:17:47.715
9	1	3:38.207	34.238	1:24.361	1:39.608	3.705	4.130	17.108	6.527	303.0	20:21	1:21:25.922
10	1	3:53.348 B	34.603	1:25.275	1:53.470		4.100	20.234		304.7	20:25	1:25:19.270
11	3	23:48.328	...	1:27.506	1:54.371	3.716		18.450	7.804	297.2	20:49	1:49:07.598
12	3	3:38.985	34.418	1:24.718	1:39.849	3.647	4.132	17.052	6.531	303.0	20:52	1:52:46.583
13	3	3:38.712	34.065	1:24.260	1:40.387	3.668	4.104	16.984	7.513	302.2	20:56	1:56:25.295
14	3	3:38.380	34.144	1:24.207	1:40.029		4.105	16.835	6.749	302.2	21:00	2:00:03.675

**50** **Larbre Competition** Morgan - Judd LMP2  
 1. Pierre RAGUES 3. Keiko IHARA  
 2. Ricky TAYLOR

1	2	5:09.380 B	1:23.252	1:42.019	2:04.109			21.183		224.4	19:05	5:09.380
2	2	7:34.939	4:17.772	1:29.178	1:47.989	3.758		20.512	6.850	284.7	19:12	12:44.319
3	2	3:59.555 B	35.233	1:27.880	1:56.442		4.233	21.568		294.0	19:16	16:43.874
4	2	6:06.583	2:51.946	1:30.385	1:44.252	3.752		18.410	6.850	202.2	19:22	22:50.457
5	2	3:48.826	35.912	1:27.071	1:45.843	3.850	4.210	19.547	6.856	301.3	19:26	26:39.283
6	2	3:48.334	36.850	1:27.605	1:43.879	3.828	4.246	18.031	6.730	294.0	19:30	30:27.617
7	2	4:06.896 B	35.833	1:32.135	1:58.928		4.280	20.634		271.8	19:34	34:34.513
8	2	40:00.996	...	1:35.997	1:48.456	3.827		19.486	6.966	248.1	20:14	1:14:35.509
9	2	3:48.284	35.647	1:28.450	1:44.187	3.792	4.246	18.361	6.697	294.8	20:18	1:18:23.793
10	2	3:47.015	35.417	1:28.001	1:43.597	3.873	4.262	18.176	6.735	294.8	20:22	1:22:10.808
11	2	4:06.220 B	35.114	1:26.581	2:04.525		4.253	17.858		296.4	20:26	1:26:17.028

**51** **AF Corse** Ferrari 458 Italia LMGTE Pro  
 1. Gianmaria BRUNI 3. Giancarlo FISICHELLA  
 2. Toni VILANDER

1	2	5:08.291	1:39.098	1:36.463	1:52.730	3.968		21.002	7.465	261.9	19:05	5:08.291
2	2	4:02.792	37.951	1:32.838	1:52.003	4.025	4.487	20.685	7.031	288.5	19:09	9:11.083
3	2	4:09.020 B	38.106	1:32.684	1:58.230		4.487	21.172		287.7	19:13	13:20.103
4	2	5:43.650	2:20.233	1:32.256	1:51.161	3.923		20.859	7.203	283.9	19:19	19:03.753
5	2	3:57.595	37.389	1:31.495	1:48.711	3.951	4.456	19.984	6.787	289.3	19:23	23:01.348
6	2	3:56.616	37.408	1:30.837	1:48.371	3.963	4.464	19.922	6.781	290.8	19:26	26:57.964
7	2	4:08.191 B	37.416	1:31.599	1:59.176		4.467	21.043		293.2	19:31	31:06.155
8	2	8:53.914	5:28.744	1:34.606	1:50.564	3.952		20.611	6.944	286.2	19:40	40:00.069
9	2	4:00.589	37.809	1:32.186	1:50.594	3.962	4.465	20.939	6.762	288.5	19:44	44:00.658
10	2	4:48.741 B	37.487	1:34.777	2:36.477		4.465	38.988		246.4	19:48	48:49.399
11	3	26:39.655	...	1:34.677	1:53.374	3.973		21.146	7.301	283.2	20:15	1:15:29.054



## FIA WEC 82<sup>e</sup> Edition des 24 Heures du Mans Qualifying Practice 2

### Sector Analysis

■ Personal Best   ■ Session Best   B Crossing the finish line in pit lane

Lap	D	Time	Sector 1	Sector 2	Sector 3	T6	T7	Porsche	Ford	T. Spd	Hour	Elapsed
12	3	4:01.136	37.977	1:32.083	1:51.076	3.958	4.447	20.355	8.017	290.8	20:19	1:19:30.190
13	3	3:57.135	37.632	1:30.758	1:48.745	3.957	4.402	20.234	6.960	276.7	20:23	1:23:27.325
14	3	4:26.763 B	39.260	1:31.404	2:16.099		4.415	22.701		290.8	20:27	1:27:54.088
15	1	22:08.077	...	1:32.080	1:49.841	3.941		20.655	6.821	289.3	20:50	1:50:02.165
16	1	4:01.003	38.331	1:31.975	1:50.697	4.030	4.418	20.996	7.710	288.5	20:54	1:54:03.168
17	1	4:00.224	37.166	1:30.252	1:52.806	3.913	4.445	23.071	7.255	291.6	20:58	1:58:03.392
18	1	3:55.552	37.011	1:30.444	1:48.097		4.396	20.099	6.664	291.6	21:01	2:01:58.944

**52** RAM Racing  
1. Matt GRIFFIN  
2. Alvaro PARENTE  
3. Federico LEO  
Ferrari 458 Italia  
LMGTE Pro

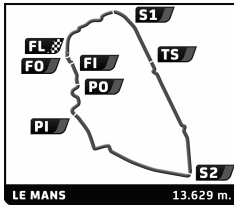
1	1	6:00.192	2:28.758	1:33.353	1:58.081	3.900		24.880	7.742	284.7	19:06	6:00.192
2	1	3:59.914	37.463	1:32.212	1:50.239	3.952	4.427	20.305	7.359	291.6	19:10	10:00.106
3	1	3:58.523	38.334	1:31.135	1:49.054	3.935	4.451	20.083	6.786	290.0	19:13	13:58.629
4	1	3:56.642	37.137	1:31.051	1:48.454	3.924	4.428	19.983	6.700	290.8	19:17	17:55.271
5	1	3:57.191	37.051	1:30.847	1:49.293	3.884	4.416	20.261	6.945	291.6	19:21	21:52.462
6	1	4:07.157 B	37.844	1:31.250	1:58.063		4.402	20.357		276.7	19:25	25:59.619
7	3	5:40.064	2:15.218	1:33.263	1:51.583	4.006		21.280	7.017	290.0	19:31	31:39.683
8	3	4:00.479	37.707	1:31.878	1:50.894	4.290	4.471	20.848	7.183	290.0	19:35	35:40.162
9	3	3:59.581	37.802	1:31.332	1:50.447	4.029	4.578	20.683	6.968	290.8	19:39	39:39.743
10	3	3:59.103	37.514	1:31.768	1:49.821	3.982	4.476	20.638	6.899	291.6	19:43	43:38.846
11	3	4:53.956 B	38.190	1:34.477	2:41.289		4.455	35.302		262.6	19:48	48:32.802
12	2	27:25.265	...	1:34.270	1:53.287	4.043		21.851	7.316	286.2	20:15	1:15:58.067
13	2	4:03.519	37.720	1:31.809	1:53.990	4.070	4.485	22.265	8.101	290.0	20:20	1:20:01.586
14	2	3:59.305	37.512	1:31.349	1:50.444	4.079	4.491	20.329	7.959	290.8	20:24	1:24:00.891
15	2	4:35.694 B	38.074	1:32.848	2:24.772		4.497	22.820		291.6	20:28	1:28:36.585
16	2	22:00.923	...	1:33.214	1:50.755	4.012		20.830	6.974	269.1	20:50	1:50:37.508
17	2	3:58.142	37.567	1:30.924	1:49.651	4.258	4.461	20.282	7.390	290.8	20:54	1:54:35.650
18	2	4:09.438 B	37.870	1:30.798	2:00.770		4.516	22.601		290.8	20:58	1:58:45.088

**53** RAM Racing  
1. Johnny MOWLEM  
2. Mark PATTERSON  
3. Archie HAMILTON  
Ferrari 458 Italia  
LMGTE Am

1	3	5:59.508 B	2:13.679	1:37.511	2:08.318			23.919		229.2	19:05	5:59.508
2	3	4:57.242	1:29.295	1:34.629	1:53.318	4.069		22.003	7.286	245.9	19:10	10:56.750
3	3	4:03.755	38.396	1:32.988	1:52.371	4.111	4.495	21.588	7.180	289.3	19:15	15:00.505
4	3	4:04.704	38.616	1:32.805	1:53.283	4.054	4.503	21.750	7.016	290.0	19:19	19:05.209
5	3	4:02.323	38.378	1:32.224	1:51.721	4.035	4.466	21.348	7.143	291.6	19:23	23:07.532
6	3	4:02.175	38.451	1:32.146	1:51.578	4.013	4.473	21.413	7.050	291.6	19:27	27:09.707
7	3	4:03.129	38.519	1:32.727	1:51.883	4.062	4.472	21.283	6.948	290.0	19:31	31:12.836
8	3	4:03.248	38.354	1:32.954	1:51.940	4.129	4.476	21.349	6.971	289.3	19:35	35:16.084
9	3	4:24.384 B	38.571	1:32.930	2:12.883		4.490	21.904		290.0	19:39	39:40.468
10	2	7:09.055 B	3:20.844	1:34.931	2:13.280			28.673		285.4	19:46	46:49.523
11	2	28:56.723	...	1:35.687	1:56.459	4.014		22.648	7.541	276.7	20:15	1:15:46.246
12	2	4:06.795	38.775	1:34.524	1:53.496	4.016	4.458	21.651	7.273	278.8	20:19	1:19:53.041
13	2	4:05.136	38.509	1:33.530	1:53.097	4.071	4.465	21.536	7.122	289.3	20:23	1:23:58.177
14	2	4:41.940 B	39.977	1:35.192	2:26.771		4.472	23.429		288.5	20:28	1:28:40.117
15	1	21:29.722	...	1:34.324	1:52.391	4.023		21.083	7.304	287.7	20:50	1:50:09.839
16	1	4:02.587	38.205	1:31.695	1:52.687	3.948	4.452	20.723	9.043	290.8	20:54	1:54:12.426
17	1	4:10.074 B	38.187	1:31.729	2:00.158		4.407	21.503		295.6	20:58	1:58:22.500

**57** Krohn Racing  
1. Tracy KROHN  
2. Niclas JÖNSSON  
3. Ben COLLINS  
Ferrari 458 Italia  
LMGTE Am

1	3	5:51.527	1:56.131	1:50.553	2:04.843	4.014		23.777	8.049	199.2	19:05	5:51.527
2	3	4:08.205	39.336	1:34.599	1:54.270	4.053	4.479	21.875	7.587	260.0	19:09	9:59.732
3	3	4:03.052	38.502	1:32.870	1:51.680	3.961	4.483	21.422	7.200	265.8	19:14	14:02.784
4	3	4:03.306	38.197	1:32.446	1:52.663	4.021	4.457	21.639	7.179	291.6	19:18	18:06.090
5	3	4:02.573	38.360	1:32.673	1:51.540	4.028	4.469	21.197	7.118	262.6	19:22	22:08.663



## FIA WEC 82<sup>e</sup> Edition des 24 Heures du Mans Qualifying Practice 2

### Sector Analysis

■ Personal Best   ■ Session Best   B Crossing the finish line in pit lane

Lap	D	Time	Sector 1	Sector 2	Sector 3	T6	T7	Porsche	Ford	T. Spd	Hour	Elapsed
6	3	4:01.686	38.312	1:32.066	1:51.308	3.975	4.480	21.079	7.175	288.5	19:26	26:10.349
7	3	4:01.866	38.056	1:32.400	1:51.410	3.945	4.455	20.977	7.114	288.5	19:30	30:12.215
8	3	4:03.916	38.139	1:33.199	1:52.578	4.147	4.449	21.082	7.929	289.3	19:34	34:16.131
9	3	4:02.860	38.722	1:32.522	1:51.616	3.925	4.515	21.184	7.186	290.0	19:38	38:18.991
10	3	4:12.292B	38.455	1:32.949	2:00.888	2:00.888	4.455	21.427		286.9	19:42	42:31.283
11	1	6:59.634B	2:25.550	1:56.716	2:37.368			40.423		196.3	19:49	49:30.917
12	1	26:34.182	...	1:36.666	1:58.901	4.206		23.434	7.674	282.5	20:16	1:16:05.099
13	1	4:10.969	39.730	1:34.920	1:56.319	4.223	4.529	23.151	7.451	286.9	20:20	1:20:16.068
14	1	4:10.521	39.596	1:35.352	1:55.573	4.381	4.528	23.047	7.504	289.3	20:24	1:24:26.589
15	1	5:06.943B	40.571	1:47.553	2:38.819		4.557	28.290		294.0	20:29	1:29:33.532
16	1	20:25.861	...	1:35.899	1:56.453	4.222		23.338	7.644	281.7	20:49	1:49:59.393
17	1	4:09.685	39.840	1:34.388	1:55.457	4.133	4.520	22.669	8.024	286.9	20:54	1:54:09.078
18	1	4:13.167	39.495	1:34.998	1:58.674	4.719	4.495	25.131	7.928	289.3	20:58	1:58:22.245
19	1	4:10.195	40.209	1:34.000	1:55.986		4.614	23.334	7.756	287.7	21:02	2:02:32.440

**58**

**Team Sofrev ASP**  
1. Fabien BARTHEZ  
2. Anthony PONS

3. Soheil AYARI

Ferrari 458 Italia  
LMGTE Am

1	2	5:54.120	2:09.774	1:40.571	2:03.775	4.141		23.809	8.049	230.2	19:05	5:54.120
2	2	4:10.929	40.108	1:35.273	1:55.548	4.071	4.508	22.310	7.606	279.5	19:10	10:05.049
3	2	4:08.845	39.552	1:34.441	1:54.852	4.064	4.480	21.907	7.768	288.5	19:14	14:13.894
4	2	4:14.833	39.480	1:40.603	1:54.750	4.122	4.473	22.302	7.598	288.5	19:18	18:28.727
5	2	4:07.434	39.633	1:33.985	1:53.816	4.051	4.507	21.806	7.641	290.0	19:22	22:36.161
6	2	4:17.027B	39.009	1:34.103	2:03.915		4.471	22.805		289.3	19:26	26:53.188
7	1	10:38.004B	6:51.159	1:36.804	2:10.041			22.910		271.1	19:37	37:31.192
8	1	10:11.538B	5:56.600	1:39.663	2:35.275	34.593		34.593		249.8	19:47	47:42.730
9	1	27:23.355	...	1:38.246	1:58.020	4.231		23.055	7.876	261.9	20:15	1:15:06.085
10	1	4:11.738	39.604	1:36.729	1:55.405	4.176	4.546	22.507	7.795	242.6	20:19	1:19:17.823
11	1	4:11.211	40.057	1:35.549	1:55.605	4.261	4.527	22.263	7.596	260.0	20:23	1:23:29.034
12	1	4:50.477B	40.036	1:34.053	2:36.388		4.532	24.896		289.3	20:28	1:28:19.511
13	1	21:41.341	...	1:38.586	2:02.022	4.242		24.008	7.597	251.0	20:50	1:50:00.852
14	1	4:10.275	39.398	1:34.802	1:56.075	4.237	4.523	21.900	8.649	277.4	20:54	1:54:11.127
15	1	4:11.359	39.043	1:33.747	1:58.569	4.501	4.513	25.696	7.770	271.8	20:58	1:58:22.486
16	1	4:21.744B	41.056	1:36.256	2:04.432		4.553	22.183		285.4	21:02	2:02:44.230

**60**

**AF Corse**  
1. Peter MANN  
2. Lorenzo CASÉ

3. Raffaele GIAMMARIA

Ferrari 458 Italia  
LMGTE Am

1	2	5:01.348	1:31.701	1:36.186	1:53.461	3.948		21.686	7.354	281.7	19:05	5:01.348
2	2	4:45.735	38.035	1:33.033	2:34.667	4.106	4.476	21.627	6.979	286.9	19:09	9:47.083
3	2	4:01.843	38.279	1:32.650	1:50.914	3.999	4.520	21.071	6.964	287.7	19:13	13:48.926
4	2	4:01.687	37.801	1:32.939	1:50.947	4.065	4.472	20.995	6.917	288.5	19:17	17:50.613
5	2	4:01.425	37.734	1:32.040	1:51.651	4.005	4.483	21.317	7.053	287.7	19:21	21:52.038
6	2	4:01.514	37.751	1:32.785	1:50.978	4.116	4.467	20.878	6.888	288.5	19:25	25:53.552
7	2	4:26.733B	37.976	1:32.697	2:16.060		4.492	22.289		288.5	19:30	30:20.285
8	2	6:58.644	3:22.065	1:35.125	2:01.454	4.104		21.767	7.275	286.2	19:37	37:18.929
9	2	4:04.305	38.293	1:34.379	1:51.633	4.046	4.496	21.259	7.056	288.5	19:41	41:23.234
10	2	4:25.356B	38.020	1:33.042	2:14.294		4.491	29.025		290.8	19:45	45:48.590
11	1	29:51.341	...	1:40.233	2:07.002	4.418		25.480	8.392	220.3	20:15	1:15:39.931
12	1	4:22.757	42.267	1:37.974	2:02.516	4.312	4.592	24.653	7.925	267.1	20:20	1:20:02.688
13	1	4:18.271	41.990	1:36.960	1:59.321	4.555	4.544	24.219	7.764	283.2	20:24	1:24:20.959
14	1	5:16.705B	43.717	1:48.357	2:44.631		4.624	27.884		283.2	20:29	1:29:37.664
15	3	20:12.756	...	1:34.071	1:58.036	3.977		21.607	8.878	267.1	20:49	1:49:50.420
16	3	4:38.474B	37.646	1:31.222	2:29.606		4.441	20.616		293.2	20:54	1:54:28.894

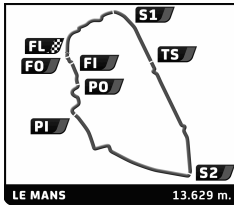
**61**

**AF Corse**  
1. Luis PEREZ-COMPANC  
2. Marco CIOCI

3. Mirko VENTURI

Ferrari 458 Italia  
LMGTE Am

1	2	4:50.788	1:14.442	1:36.375	1:59.971	4.018		22.587	8.384	247.0	19:04	4:50.788
---	---	----------	----------	----------	----------	-------	--	--------	-------	-------	-------	----------



## FIA WEC 82<sup>e</sup> Edition des 24 Heures du Mans Qualifying Practice 2

### Sector Analysis

■ Personal Best   ■ Session Best   B Crossing the finish line in pit lane

Lap	D	Time	Sector 1	Sector 2	Sector 3	T6	T7	Porsche	Ford	T. Spd	Hour	Elapsed
2	2	4:02.799	38.774	1:32.513	1:51.512	4.020	4.469	21.351	7.018	289.3	19:08	8:53.587
3	2	4:00.361	37.963	1:32.123	1:50.275	3.993	4.452	21.046	6.916	291.6	19:12	12:53.948
4	2	4:13.489B	38.572	1:32.774	2:02.143		4.431	21.912		291.6	19:17	17:07.437
5	2	10:45.005B	7:13.426	1:31.972	1:59.607			22.475		289.3	19:27	27:52.442
6	2	5:03.198	1:34.050	1:35.464	1:53.684	4.022		21.769	7.234	274.6	19:32	32:55.640
7	2	4:01.530	38.433	1:32.043	1:51.054	4.059	4.453	21.005	7.161	290.8	19:36	36:57.170
8	2	4:10.608B	38.443	1:32.157	2:00.008		4.461	21.905		290.0	19:41	41:07.778
9	1	33:44.216	...	1:36.300	1:58.650	3.984		22.052	8.601	252.8	20:14	1:14:51.994
10	1	4:04.924	38.962	1:33.717	1:52.245	4.007	4.424	21.461	7.353	298.8	20:18	1:18:56.918
11	1	4:03.018	38.881	1:32.857	1:51.280	3.948	4.440	20.905	7.174	291.6	20:22	1:22:59.936
12	1	4:32.627B	38.099	1:31.795	2:22.733		4.401	27.659		294.0	20:27	1:27:32.563
13	2	22:14.529	...	1:32.989	1:53.602	3.955		21.453	7.066	280.3	20:49	1:49:47.092
14	2	3:56.917	37.566	1:30.709	1:48.642	3.994	4.417	20.486	6.715	294.8	20:53	1:53:44.009
15	2	3:58.015	37.269	1:29.987	1:50.759	3.947	4.416	22.039	6.846	296.4	20:57	1:57:42.024
16	2	4:06.899B	37.382	1:31.511	1:58.006		4.404	21.108		293.2	21:01	2:01:48.923

### 62

**AF Corse**

1. Yannick MALLEGOL  
2. Jean-Marc BACHELIER

3. Howard BLANK

Ferrari 458 Italia  
LMGTE Am

1	1	6:03.832	2:04.245	1:44.403	2:15.184	4.271		27.637	8.733	197.4	19:06	6:03.832
2	1	4:20.025	42.693	1:38.024	1:59.308	4.125	4.585	23.759	8.048	283.2	19:10	10:23.857
3	1	4:58.162B	40.165	1:38.422	2:39.575		4.533	25.283		283.9	19:15	15:22.019
4	1	12:27.661	8:47.084	1:39.566	2:01.011	4.122		26.546	7.701	272.5	19:27	27:49.680
5	1	4:33.548B	40.979	1:39.177	2:13.392		4.537	24.241		255.7	19:32	32:23.228
6	3	6:46.285	3:02.095	1:40.241	2:03.949	4.298		25.931	8.319	261.9	19:39	39:09.513
7	3	4:25.100	44.017	1:36.963	2:04.120	4.213	4.562	25.100	8.209	283.2	19:43	43:34.613
8	3	5:05.754B	41.866	1:42.786	2:41.102		4.535	35.326		205.7	19:48	48:40.367
9	3	26:56.804	...	1:43.471	2:09.616	4.479		26.892	8.513	249.3	20:15	1:15:37.171
10	3	4:24.406	41.696	1:39.856	2:02.854	4.341	4.597	24.424	8.209	244.2	20:20	1:20:01.577
11	3	4:22.485	41.875	1:39.718	2:00.892	4.401	4.743	24.329	8.262	260.0	20:24	1:24:24.062
12	3	5:08.600B	42.114	1:48.011	2:38.475		4.906	28.274		283.9	20:29	1:29:32.662

### 66

**JMW Motorsport**

1. Abdulaziz Turki AL FAISAL  
2. Seth NEIMAN

3. Spencer PUMPELLY

Ferrari 458 Italia  
LMGTE Am

1	3	6:50.883	3:26.965	1:33.146	1:50.772	4.031		20.880	7.131	247.6	19:06	6:50.883
2	3	4:00.746	38.410	1:31.785	1:50.551	3.978	4.452	21.184	7.046	290.8	19:10	10:51.629
3	3	3:58.512	37.629	1:30.958	1:49.925	3.933	4.437	20.703	7.054	291.6	19:14	14:50.141
4	3	4:09.172B	38.933	1:31.528	1:58.711		4.433	21.140		294.0	19:18	18:59.313
5	3	7:52.280	4:30.237	1:31.391	1:50.652	3.962		20.948	7.027	280.3	19:26	26:51.593
6	3	4:02.195	38.063	1:32.074	1:52.058	3.976	4.457	20.863	7.765	289.3	19:30	30:53.788
7	3	4:03.217	37.876	1:32.594	1:52.747	3.918	4.453	20.822	8.202	288.5	19:34	34:57.005
8	3	4:07.623B	37.869	1:31.414	1:58.340		4.430	21.484		289.3	19:39	39:04.628
9	2	6:52.533B	2:48.898	1:40.122	2:23.513			30.466		270.4	19:45	45:57.161
10	2	30:02.154	...	1:36.205	1:59.425	4.139		23.372	7.928	284.7	20:15	1:15:59.315
11	2	4:14.591	40.105	1:36.218	1:58.268	4.448	4.494	23.807	7.869	283.2	20:20	1:20:13.906
12	2	4:11.277	40.054	1:35.197	1:56.026	4.174	4.606	22.855	7.810	286.9	20:24	1:24:25.183
13	2	5:14.389B	41.592	1:49.827	2:42.970		4.509	30.101		270.4	20:29	1:29:39.572
14	1	21:18.206	...	1:33.137	1:52.916	3.969		21.605	7.202	285.4	20:50	1:50:57.778
15	1	4:03.633	38.136	1:32.251	1:53.246	4.200	4.456	21.725	8.184	286.2	20:55	1:55:01.411
16	1	4:11.788B	38.273	1:33.489	2:00.026		4.523	21.629		288.5	20:59	1:59:13.199

### 67

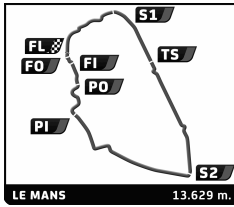
**IMSA Performance Matmut**

1. Erik MARIS  
2. Jean MERLIN

3. Eric HELARY

Porsche 911 GT3 RSR  
LMGTE Am

1	3	1:51:52.746B	...	1:41.630	2:07.403			24.039		219.0	20:51	1:51:52.746
2	3	6:20.514	2:43.311	1:36.870	2:00.333	3.971		26.982	7.537	243.6	20:58	1:58:13.260
3	3	4:03.903	38.833	1:33.083	1:51.987		4.412	21.741	7.152	283.2	21:02	2:02:17.163

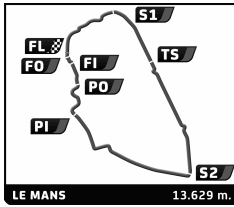


## FIA WEC 82<sup>e</sup> Edition des 24 Heures du Mans Qualifying Practice 2

### Sector Analysis

■ Personal Best ■ Session Best B Crossing the finish line in pit lane

Lap	D	Time	Sector 1	Sector 2	Sector 3	T6	T7	Porsche	Ford	T. Spd	Hour	Elapsed
<b>70</b>		Team Taisan 1.Shinji NAKANO 2.Pierre EHRET										
			3.Martin RICH									
												Ferrari 458 Italia LMGTE Am
1	3	6:05.802	2:31.106	1:37.380	1:57.316	4.072		22.469	7.822	268.4	19:06	6:05.802
2	3	4:06.213	39.223	1:33.677	1:53.313	4.159	4.523	21.238	7.766	284.7	19:10	10:12.015
3	3	4:05.250	38.595	1:33.151	1:53.504	4.064	4.556	21.356	7.457	284.7	19:14	14:17.265
4	3	4:04.810	38.744	1:33.517	1:52.549	4.016	4.508	21.130	7.187	286.2	19:18	18:22.075
5	3	4:05.125	38.337	1:34.014	1:52.774	4.069	4.506	21.417	7.346	283.2	19:22	22:27.200
6	3	4:12.406B	38.718	1:33.461	2:00.227		4.514	21.567		284.7	19:26	26:39.606
7	3	8:19.159	4:39.762	1:38.404	2:00.993	4.048		22.397	8.816	258.2	19:34	34:58.765
8	3	4:06.518	38.985	1:33.329	1:54.204	4.046	4.504	22.480	7.431	285.4	19:39	39:05.283
9	3	5:34.360B	1:05.404	1:57.675	2:31.281		4.523	27.817		209.2	19:44	44:39.643
10	2	30:31.934	...	1:37.886	1:55.863	4.099		22.068	7.452	235.2	20:15	1:15:11.577
11	2	4:06.768	39.190	1:34.638	1:52.940	4.103	4.532	21.340	7.345	283.9	20:19	1:19:18.345
12	2	4:08.210	39.939	1:34.197	1:54.074	4.101	4.523	21.768	7.334	284.7	20:23	1:23:26.555
13	2	4:34.418B	39.692	1:33.975	2:20.751		4.546	24.099		287.7	20:28	1:28:00.973
14	1	21:34.050	...	1:34.883	1:56.438	3.947		21.968	7.856	278.8	20:49	1:49:35.023
15	1	4:01.893	38.216	1:32.559	1:51.118	4.065	4.468	20.900	6.815	285.4	20:53	1:53:36.916
16	1	4:06.767	38.285	1:33.695	1:54.787	4.057	4.493	22.692	7.322	284.7	20:57	1:57:43.683
17	1	4:01.446	38.127	1:32.464	1:50.855		4.480	20.841	6.882	286.2	21:01	2:01:45.129
<b>71</b>		AF Corse 1.Davide RIGON 2.James CALADO										
			3.Olivier BERETTA									
												Ferrari 458 Italia LMGTE Pro
1	3	5:05.371B	1:25.059	1:36.728	2:03.584			22.347		240.4	19:05	5:05.371
2	3	5:45.486	2:21.630	1:33.169	1:50.687	3.996		20.839	6.891	290.0	19:10	10:50.857
3	3	3:59.717	37.805	1:31.760	1:50.152	3.896	4.492	20.824	7.088	289.3	19:14	14:50.574
4	3	3:58.510	37.707	1:31.262	1:49.541	4.096	4.428	20.334	6.812	291.6	19:18	18:49.084
5	3	3:58.163	37.658	1:30.583	1:49.922	3.956	4.498	20.906	6.962	292.4	19:22	22:47.247
6	3	3:58.086	37.676	1:31.021	1:49.389	4.027	4.434	20.417	6.800	294.8	19:26	26:45.333
7	3	4:11.916B	38.944	1:32.663	2:00.309		4.480	21.692		290.8	19:30	30:57.249
8	2	5:36.884	2:07.311	1:32.411	1:57.162	3.999		20.824	9.725	288.5	19:36	36:34.133
9	2	4:00.290	37.839	1:30.951	1:51.500	4.129	4.463	20.235	9.181	293.2	19:40	40:34.423
<b>72</b>		SMP Racing 1.Andrea BERTOLINI 2.Viktor SHAITAR										
			3.Aleksey BASOV									
												Ferrari 458 Italia LMGTE Am
1	1	5:21.654B	1:44.928	1:35.621	2:01.105			22.253		245.3	19:05	5:21.654
2	3	7:03.261	3:30.568	1:37.034	1:55.659	4.063		22.745	7.990	276.7	19:12	12:24.915
3	3	4:13.823	39.799	1:37.294	1:56.730	4.104	4.474	23.204	8.166	243.6	19:16	16:38.738
4	3	4:08.388	39.420	1:34.550	1:54.418	4.094	4.483	22.315	7.799	288.5	19:20	20:47.126
5	3	4:14.175B	38.851	1:33.338	2:01.986		4.484	22.067		290.0	19:25	25:01.301
6	3	5:44.008	2:15.099	1:34.459	1:54.450	4.112		21.998	7.799	288.5	19:30	30:45.309
7	3	4:06.480	39.032	1:34.575	1:52.873	4.092	4.481	21.803	7.694	290.8	19:34	34:51.789
8	3	4:08.198	38.564	1:32.620	1:57.014	4.028	4.473	22.820	7.833	293.2	19:38	38:59.987
9	3	4:05.135	38.592	1:32.443	1:54.100	4.038	4.448	21.717	8.025	292.4	19:43	43:05.122
10	3	4:54.331B	40.308	1:36.084	2:37.939		4.436	34.626		292.4	19:47	47:59.453
11	2	27:24.411	...	1:36.609	1:55.670	4.088		22.487	7.395	279.5	20:15	1:15:23.864
12	2	4:04.741	38.666	1:32.219	1:53.856	4.191	4.483	22.377	7.322	293.2	20:19	1:19:28.605
13	2	4:04.115	38.484	1:33.958	1:51.673	4.055	4.509	21.275	7.198	291.6	20:23	1:23:32.720
14	2	4:50.932B	38.779	1:33.726	2:38.427		4.456	25.456		296.4	20:28	1:28:23.652
15	1	21:17.023	...	1:34.119	1:52.531	3.933		21.563	7.406	282.5	20:49	1:49:40.675
16	1	4:01.548	37.886	1:31.496	1:52.166	3.956	4.414	21.526	8.032	294.8	20:53	1:53:42.223
17	1	4:08.683	37.905	1:33.300	1:57.478	3.921	4.402	23.006	7.435	295.6	20:57	1:57:50.906
18	1	3:58.778	37.736	1:31.000	1:50.042		4.391	20.958	7.192	294.8	21:01	2:01:49.684
<b>73</b>		Corvette Racing 1.Jan MAGNUSSEN 2.Antonio GARCIA										
			3.Jordan TAYLOR									
												Chevrolet Corvette - C7 LMGTE Pro



## FIA WEC 82<sup>e</sup> Edition des 24 Heures du Mans Qualifying Practice 2

### Sector Analysis

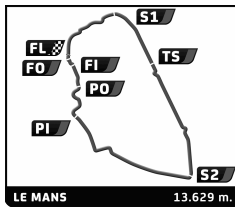
■ Personal Best ■ Session Best B Crossing the finish line in pit lane

Lap	D	Time	Sector 1	Sector 2	Sector 3	T6	T7	Porsche	Ford	T. Spd	Hour	Elapsed
1	1	6:37.709	3:13.194	1:34.168	1:50.347	3.951		20.876	7.019	283.2	19:06	6:37.709
2	1	3:58.434	37.547	1:32.450	1:48.437	4.017	4.424	20.106	6.796	290.0	19:10	10:36.143
3	1	3:55.883	37.426	1:30.367	1:48.090	3.910	4.441	20.121	6.792	291.6	19:14	14:32.026
4	1	3:56.788	37.354	1:30.111	1:49.323	3.944	4.411	20.357	7.509	291.6	19:18	18:28.814
5	1	4:04.799 B	37.797	1:30.558	1:56.444	4.390		21.266		291.6	19:22	22:33.613
6	1	8:58.921	5:36.937	1:32.026	1:49.958	3.988		20.411	6.931	288.5	19:31	31:32.534
7	1	3:58.779	37.753	1:31.406	1:49.620	3.979	4.437	20.303	7.117	291.6	19:35	35:31.313
8	1	3:58.481	37.799	1:31.283	1:49.399	4.020	4.414	20.381	7.123	290.8	19:39	39:29.794
9	1	4:10.970 B	37.772	1:37.451	1:55.747	4.425		20.771		290.0	19:43	43:40.764
10	2	33:28.106	...	1:33.300	1:49.665	3.946		20.235	7.081	278.8	20:17	1:17:08.870
11	2	3:55.609	37.233	1:30.292	1:48.084	3.970	4.419	19.909	6.900	291.6	20:21	1:21:04.479
12	2	4:01.316	37.498	1:31.470	1:52.348	3.963	4.409	20.844	7.237	279.5	20:25	1:25:05.795
13	2	4:38.996 B	38.900	1:33.589	2:26.507	4.412		25.442		257.6	20:29	1:29:44.791
14	2	20:44.964	...	1:33.348	1:49.579	3.929		20.367	7.038	275.3	20:50	1:50:29.755
15	2	3:58.175	37.518	1:30.642	1:50.015	3.990	4.398	20.240	8.327	293.2	20:54	1:54:27.930
16	2	4:04.010	37.429	1:30.161	1:56.420	3.918	4.404	23.487	7.997	292.4	20:58	1:58:31.940
17	2	3:55.038	37.213	1:29.890	1:47.935		4.384	20.095	6.771	280.3	21:02	2:02:26.978

74		Corvette Racing	3.Richard WESTBROOK		Chevrolet Corvette - C7							
		1.Oliver GAVIN			LMGTE Pro							
		2.Tommy MILNER										
1	3	5:06.551 B	1:24.741	1:38.300	2:03.510			21.890		230.7	19:05	5:06.551
2	3	6:32.844	3:08.232	1:33.394	1:51.218	3.937		20.769	7.617	268.4	19:11	11:39.395
3	3	3:58.206	37.477	1:31.361	1:49.368	3.978	4.425	20.517	7.011	290.0	19:15	15:37.601
4	3	3:57.160	37.389	1:30.895	1:48.876	3.943	4.438	20.358	6.987	291.6	19:19	19:34.761
5	3	4:09.166 B	37.537	1:30.662	2:00.967	4.415		21.480		293.2	19:23	23:43.927
6	3	13:43.371	...	1:33.280	1:54.702	3.979		20.850	9.585	290.0	19:37	37:27.298
7	3	4:01.863	38.248	1:32.338	1:51.277	4.004	4.421	21.240	7.201	289.3	19:41	41:29.161
8	3	4:24.674 B	37.722	1:31.314	2:15.638	4.426		28.200		283.2	19:45	45:53.835
9	1	29:04.054	...	1:36.574	2:00.140	4.025		26.241	7.324	271.8	20:14	1:14:57.889
10	1	4:01.275	37.968	1:31.201	1:52.106	3.988	4.439	21.279	7.673	294.8	20:18	1:18:59.164
11	1	4:12.038 B	38.337	1:32.868	2:00.833	4.391		21.396		289.3	20:23	1:23:11.202
12	1	26:30.064 B	...	1:34.538	2:01.631			22.352		289.3	20:49	1:49:41.266

75		Prospeed Competition	3.Markus PALTTALA		Porsche 911 GT3 RSR							
		1.François PERRODO			LMGTE Am							
		2.Emmanuel COLLARD										
1	3	5:03.619 B	1:11.629	1:45.395	2:06.595			23.408		200.0	19:05	5:03.619
2	3	7:17.960	3:49.058	1:34.084	1:54.818	3.958		22.716	8.027	288.5	19:12	12:21.579
3	3	4:03.577	38.793	1:32.119	1:52.665	3.967	4.425	22.047	7.465	290.8	19:16	16:25.156
4	3	4:01.159	38.217	1:31.573	1:51.369	3.907	4.427	21.497	7.390	291.6	19:20	20:26.315
5	3	4:00.776	38.371	1:31.180	1:51.225	3.967	4.409	21.285	7.408	292.4	19:24	24:27.091
6	3	4:12.685 B	38.253	1:31.080	2:03.352	4.414		22.815		290.0	19:28	28:39.776
7	1	5:44.298	2:07.365	1:37.642	1:59.291	4.117		22.442	8.017	282.5	19:34	34:24.074
8	1	4:08.585	40.004	1:33.769	1:54.812	4.073	4.478	22.187	7.864	289.3	19:38	38:32.659
9	1	4:08.740	40.395	1:33.904	1:54.441	4.028	4.454	22.325	7.896	291.6	19:42	42:41.399
10	1	4:33.977 B	39.417	1:36.241	2:18.319	4.439		29.599		287.7	19:47	47:15.376
11	1	27:22.169	...	1:33.520	1:55.465	4.002		23.169	7.624	288.5	20:14	1:14:37.545
12	1	4:05.944	39.280	1:32.965	1:53.699	4.018	4.438	21.811	7.583	290.0	20:18	1:18:43.489
13	1	4:05.799	39.892	1:32.819	1:53.088	4.064	4.437	21.654	7.707	289.3	20:22	1:22:49.288
14	1	4:38.219 B	39.559	1:33.251	2:25.409	4.438		24.418		290.0	20:27	1:27:27.507
15	2	22:05.110	...	1:33.861	1:53.251	4.034		21.505	7.278	295.6	20:49	1:49:32.617
16	2	3:59.604	38.185	1:30.994	1:50.425	4.097	4.436	20.752	7.114	291.6	20:53	1:53:32.221
17	2	4:49.141 B	38.204	1:30.584	2:40.351		4.433	53.253		292.4	20:58	1:58:21.362

76		IMSA Performance Matmut	3.David HALLYDAY		Porsche 911 GT3 RSR							
		1.Raymond NARAC			LMGTE Am							
		2.Nicolas ARMINDO										
1	1	1:16:31.203 B	...	2:02.218	2:28.753			27.158		202.2	20:16	1:16:31.203



## FIA WEC 82<sup>e</sup> Edition des 24 Heures du Mans Qualifying Practice 2

### Sector Analysis

■ Personal Best   ■ Session Best   B Crossing the finish line in pit lane

Lap	D	Time	Sector 1	Sector 2	Sector 3	T6	T7	Porsche	Ford	T. Spd	Hour	Elapsed
2	1	6:11.099	2:15.947	1:47.631	2:07.521	4.538		24.285	8.490	212.5	20:22	1:22:42.302
3	1	5:01.067 B	42.480	1:43.098	2:35.489		4.859	26.981		251.6	20:27	1:27:43.369
4	1	22:14.205	...	1:37.710	1:57.607	4.112		23.033	8.017	232.1	20:49	1:49:57.574
5	1	4:09.446	39.195	1:33.078	1:57.173	4.354	4.461	23.181	9.047	288.5	20:54	1:54:07.020
6	1	4:07.834	39.010	1:33.469	1:55.355	4.116	4.513	23.098	7.880	275.3	20:58	1:58:14.854
7	1	<b>4:06.021</b>	<b>38.725</b>	<b>1:32.770</b>	<b>1:54.526</b>		4.479	23.118	7.435	290.0	21:02	2:02:20.875

**77** **Dempsey Racing - Proton** Porsche 911 RSR  
 1. Patrick DEMPSEY 3. Patrick LONG LMGT E Am  
 2. Joe FOSTER

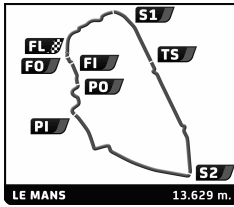
1	3	6:07.621 B	2:07.193	1:45.705	2:14.723			23.831		200.7	19:06	6:07.621
2	3	7:24.511	3:51.687	1:33.214	1:59.610	3.937		21.890	7.649	283.2	19:13	13:32.132
3	3	3:59.735	37.964	1:31.957	1:49.814	3.971	4.453	20.625	6.938	286.2	19:17	17:31.867
4	3	<b>3:58.373</b>	<b>37.625</b>	<b>1:31.374</b>	<b>1:49.374</b>	3.937	4.458	20.469	6.775	285.4	19:21	21:30.240
5	3	4:06.435 B	<b>37.537</b>	1:31.482	1:57.416		4.449	20.994		283.9	19:25	25:36.675
6	1	9:16.630 B	5:25.811	1:38.624	2:12.195			22.952		221.7	19:34	34:53.305
7	1	8:11.449	4:36.517	1:36.790	1:58.142	4.156		22.133	8.200	278.8	19:43	43:04.754
8	1	5:19.721 B	43.724	1:39.156	2:56.841		4.518	34.199		258.2	19:48	48:24.475
9	1	26:51.381	...	1:42.290	1:58.373	4.182		22.864	8.173	219.0	20:15	1:15:15.856
10	1	4:14.055	40.217	1:36.898	1:56.940	4.105	4.519	22.512	8.123	242.6	20:19	1:19:29.911
11	1	4:11.260	40.522	1:34.799	1:55.939	4.004	4.485	22.634	7.824	283.2	20:23	1:23:41.171
12	1	4:49.448 B	40.095	1:36.242	2:33.111		4.493	25.916		285.4	20:28	1:28:30.619
13	2	21:29.154	...	1:36.242	1:58.468	4.158		23.628	7.642	262.6	20:49	1:49:59.773
14	2	4:09.714	39.856	1:34.743	1:55.115	4.073	4.517	22.647	8.021	284.7	20:54	1:54:09.487
15	2	4:08.180	39.608	1:32.610	1:55.962	4.072	4.467	22.784	7.693	291.6	20:58	1:58:17.667
16	2	4:15.848 B	39.077	1:34.437	2:02.334		4.494	22.193		288.5	21:02	2:02:33.515

**79** **Prospeed Competition** Porsche 911 GT3 RSR  
 1. Cooper MacNEIL 3. Jeroen BLEEKEMOLEN LMGT E Am  
 2. Bret CURTIS

1	3	4:44.130	1:13.569	1:33.765	1:56.796	3.948		22.806	7.951	283.9	19:04	4:44.130
2	3	4:01.413	38.462	1:32.148	1:50.803	3.961	4.429	20.918	7.139	289.3	19:08	8:45.543
3	3	4:00.646	38.269	1:31.449	1:50.928	3.948	4.414	21.118	7.263	292.4	19:12	12:46.189
4	3	4:09.750 B	38.058	1:32.340	1:59.352		4.415	21.488		290.8	19:16	16:55.939
5	3	7:00.576	3:33.684	1:33.055	1:53.837	3.949		21.494	7.730	288.5	19:23	23:56.515
6	3	<b>3:59.012</b>	<b>37.847</b>	<b>1:31.157</b>	<b>1:50.008</b>	3.960	4.427	20.660	7.218	290.0	19:27	27:55.527
7	3	4:04.640	37.857	1:33.309	1:53.474	3.941	4.425	22.156	7.826	272.5	19:32	32:00.167
8	3	4:12.661 B	37.878	1:33.310	2:01.473		4.423	22.485		290.0	19:36	36:12.828
9	2	9:08.842 B	5:19.698	1:37.009	2:12.135			25.314		283.2	19:45	45:21.670
10	2	29:26.762	...	1:39.326	1:57.551	4.147		23.488	8.349	283.9	20:14	1:14:48.432
11	2	4:15.495	40.421	1:36.917	1:58.157	4.250	4.518	23.212	8.009	276.0	20:19	1:19:03.927
12	2	4:10.243	40.572	1:34.476	1:55.195	4.078	4.543	22.556	7.832	290.0	20:23	1:23:14.170

**81** **AF Corse** Ferrari 458 Italia  
 1. Stephen WYATT 3. Sam BIRD LMGT E Am  
 2. Michele RUGOLO

1	1	6:49.076 B	3:09.973	1:35.128	2:03.975			21.761		276.0	19:06	6:49.076
2	1	5:58.093	2:29.993	1:33.545	1:54.555	4.212		21.864	7.601	287.7	19:12	12:47.169
3	1	4:04.613	38.782	1:32.919	1:52.912	4.200	4.529	21.516	7.475	290.8	19:16	16:51.782
4	1	4:04.359	38.481	1:32.879	1:52.999	4.033	4.523	21.692	7.505	287.7	19:20	20:56.141
5	1	4:04.228	38.461	1:32.883	1:52.884	4.043	4.486	21.658	7.450	290.8	19:25	25:00.369
6	1	4:05.082	38.505	1:32.935	1:53.642	4.042	4.482	21.839	7.370	289.3	19:29	29:05.451
7	1	4:05.202	38.994	1:33.075	1:53.133	4.142	4.478	21.600	7.322	288.5	19:33	33:10.653
8	1	4:04.850	38.710	1:32.768	1:53.372	4.045	4.501	21.782	7.395	291.6	19:37	37:15.503
9	1	4:17.182 B	40.133	1:33.885	2:03.164		4.477	21.904		288.5	19:41	41:32.685
10	2	6:30.677 B	2:15.898	1:36.346	2:38.433			36.459		290.8	19:48	48:03.362
11	2	27:41.401	...	1:33.303	1:55.349	3.949		21.460	7.920	290.8	20:15	1:15:44.763
12	2	3:59.919	37.828	1:32.299	1:49.792	4.010	4.465	20.545	6.922	289.3	20:19	1:19:44.682
13	2	<b>3:57.665</b>	37.392	<b>1:31.072</b>	1:49.201	3.934	4.481	20.387	6.777	290.0	20:23	1:23:42.347



## FIA WEC 82<sup>e</sup> Edition des 24 Heures du Mans Qualifying Practice 2

### Sector Analysis

■ Personal Best ■ Session Best B Crossing the finish line in pit lane

Lap	D	Time	Sector 1	Sector 2	Sector 3	T6	T7	Porsche	Ford	T. Spd	Hour	Elapsed
14	2	4:45.771 B	40.697	1:33.792	2:31.282		4.438	25.776		281.7	20:28	1:28:28.118
15	3	20:56.285	...	1:34.534	1:51.608	3.918		21.102	7.118	228.7	20:49	1:49:24.403
16	3	4:01.657	40.095	1:31.589	1:49.973	3.915	4.431	20.448	7.030	291.6	20:53	1:53:26.060
17	3	3:57.913	37.549	1:31.248	1:49.116	3.946	4.427	20.275	6.874	290.0	20:57	1:57:23.973
18	3	3:59.284	37.364	1:31.085	1:50.835		4.433	20.404	6.924	288.5	21:01	2:01:23.257

### 88

#### Proton Competition

1.Christian RIED  
2.Klaus BACHLER

3.Khaled AL QUBAISI

Porsche 911 RSR  
LMGTE Am

1	3	5:57.233 B	1:47.649	1:51.936	2:17.648			25.087		195.3	19:05	5:57.233
2	3	8:39.899	5:10.334	1:33.931	1:55.634	4.076		22.328	7.637	288.5	19:14	14:37.132
3	3	4:07.257	40.467	1:33.602	1:53.188	4.059	4.477	21.983	7.429	289.3	19:18	18:44.389
4	3	4:02.715	39.272	1:32.191	1:51.252	4.092	4.508	21.460	7.071	291.6	19:22	22:47.104
5	3	4:06.121	41.351	1:33.391	1:51.379	4.050	4.487	21.432	7.057	292.4	19:26	26:53.225
6	3	4:04.019	38.962	1:32.968	1:52.089	4.021	4.453	21.427	7.277	290.8	19:30	30:57.244
7	3	4:21.071 B	38.213	1:36.353	2:06.505		4.443	24.040		286.9	19:35	35:18.315
8	1	6:03.332	2:31.344	1:35.038	1:56.950	4.020		23.162	7.806	287.7	19:41	41:21.647
9	1	4:29.928 B	39.360	1:34.017	2:16.551		4.496	28.966		292.4	19:45	45:51.575
10	1	28:57.185	...	1:37.640	1:57.038	4.034		22.912	7.681	271.1	20:14	1:14:48.760
11	1	4:08.946	40.468	1:34.983	1:53.495	4.010	4.455	21.944	7.714	280.3	20:18	1:18:57.706
12	1	4:06.023	38.997	1:33.110	1:53.916	3.957	4.448	22.195	7.799	281.0	20:23	1:23:03.729
13	1	4:43.314 B	38.746	1:32.416	2:32.152		4.423	26.915		288.5	20:27	1:27:47.043
14	2	21:48.647	...	1:33.686	1:54.208	4.030		21.544	8.140	289.3	20:49	1:49:35.690
15	2	4:02.490	39.504	1:31.768	1:51.218	4.129	4.470	21.025	7.380	294.8	20:53	1:53:38.180
16	2	4:02.468	38.255	1:31.812	1:52.401	4.028	4.480	22.923	7.078	276.0	20:57	1:57:40.648
17	2	3:59.920	38.296	1:31.552	1:50.072		4.448	20.955	6.976	290.0	21:01	2:01:40.568

### 90

#### 8 Star Motorsports

1.Franck MONTECALVO  
2.Gianluca RODA

3.Paolo RUBERTI

Ferrari 458 Italia  
LMGTE Am

1	3	4:53.378 B	1:05.562	1:38.791	2:09.025			23.966		239.9	19:04	4:53.378
2	3	43:32.410 B	...	1:53.831	2:41.666			32.114		250.4	19:48	48:25.788

### 91

#### Porsche Team Manthey

1.Patrick PILET  
2.Jörg BERGMEISTER

3.Nick TANDY

Porsche 911 RSR  
LMGTE Pro

1	2	5:41.003 B	2:09.247	1:33.965	1:57.791			20.781		246.4	19:05	5:41.003
2	2	10:11.614	6:47.302	1:33.953	1:50.359	3.947		20.488	6.924	281.0	19:15	15:52.617
3	2	3:57.816	37.437	1:31.253	1:49.126	3.942	4.458	20.380	6.856	290.0	19:19	19:50.433
4	2	3:57.784	37.425	1:31.156	1:49.203	4.043	4.448	20.336	6.912	289.3	19:23	23:48.217
5	2	3:58.437	37.626	1:30.534	1:50.277	3.938	4.469	21.641	6.937	291.6	19:27	27:46.654
6	2	4:05.762 B	37.357	1:30.787	1:57.618		4.440	20.597		290.8	19:31	31:52.416
7	3	8:37.087	5:14.066	1:32.080	1:50.941	3.954		20.613	7.329	288.5	19:40	40:29.503
8	3	3:58.362	37.580	1:31.191	1:49.591	4.005	4.450	20.497	7.005	288.5	19:44	44:27.865
9	3	5:08.660 B	38.895	1:52.273	2:37.492		4.458	39.669		202.6	19:49	49:36.525
10	3	25:24.875	...	1:33.262	1:52.616	4.011		20.780	8.473	290.0	20:15	1:15:01.400
11	3	4:05.290	37.966	1:31.869	1:55.455	3.951	4.459	21.724	8.105	272.5	20:19	1:19:06.690
12	3	3:58.472	37.629	1:31.437	1:49.406	3.914	4.427	20.422	7.044	290.8	20:23	1:23:05.162
13	3	4:35.023 B	37.661	1:30.736	2:26.626		4.409	25.098		290.8	20:27	1:27:40.185
14	1	22:08.517	...	1:33.304	1:52.058	3.980		21.244	7.639	270.4	20:49	1:49:48.702
15	1	3:57.682	37.710	1:30.300	1:49.672	4.002	4.444	20.692	7.010	292.4	20:53	1:53:46.384
16	1	4:02.151	37.438	1:32.775	1:51.938	3.988	4.455	22.410	6.911	293.2	20:57	1:57:48.535
17	1	3:59.249	37.328	1:32.091	1:49.830		4.433	20.561	6.729	290.0	21:01	2:01:47.784

### 92

#### Porsche Team Manthey

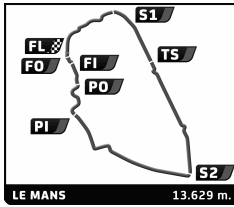
1.Marco HOLZER  
2.Frédéric MAKOWIECKI

3.Richard LIETZ

Porsche 911 RSR  
LMGTE Pro

1	3	5:19.634 B	1:31.233	1:42.735	2:05.666			22.327		227.7	19:05	5:19.634
2	3	11:13.503	7:44.025	1:37.326	1:52.152	3.956		21.219	7.293	212.5	19:16	16:33.137
3	3	3:58.964	37.745	1:30.587	1:50.632	3.915	4.441	21.730	7.112	291.6	19:20	20:32.101





## FIA WEC 82<sup>e</sup> Edition des 24 Heures du Mans Qualifying Practice 2

### Sector Analysis

■ Personal Best   ■ Session Best   B Crossing the finish line in pit lane

Lap	D	Time	Sector 1	Sector 2	Sector 3	T6	T7	Porsche	Ford	T. Spd	Hour	Elapsed
4	3	3:57.356	37.568	1:30.602	1:49.186	3.979	4.428	20.420	7.001	292.4	19:24	24:29.457
5	3	4:04.865 B	37.564	1:30.865	1:56.436		4.437	20.892		294.0	19:28	28:34.322
6	3	11:22.690	7:50.731	1:33.586	1:58.373	3.955		21.961	7.977	286.2	19:39	39:57.012
7	3	3:58.510	37.825	1:31.320	1:49.365	3.968	4.443	20.468	6.886	290.0	19:43	43:55.522
8	3	4:49.824 B	37.453	1:34.406	2:37.965		4.452	36.344		238.3	19:48	48:45.346
9	3	26:18.123	...	1:35.553	1:56.420	3.959		22.139	7.831	263.9	20:15	1:15:03.469
10	3	4:00.804	37.686	1:32.009	1:51.109	3.955	4.430	20.645	7.658	266.5	20:19	1:19:04.273
11	3	4:06.434 B	37.659	1:30.443	1:58.332		4.427	20.493		294.8	20:23	1:23:10.707
12	2	26:34.542	...	1:33.334	1:53.302	3.916		21.676	7.295	278.8	20:49	1:49:45.249
13	2	4:42.033 B	37.333	1:29.352	2:35.348		4.410	23.303		293.2	20:54	1:54:27.282

**95** **Aston Martin Racing** Aston Martin Vantage V8  
 1. Kristian POULSEN 3. Nicik THIIM  
 2. David HEINEMEIER-HANSSON LMGTE Am

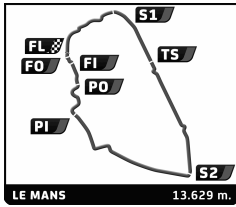
1	3	5:36.842 B	1:57.206	1:37.656	2:01.980			22.850		235.2	19:05	5:36.842
2	3	11:28.897	7:43.246	1:37.713	2:07.938	3.958		24.942	6.995	281.7	19:17	17:05.739
3	3	3:56.994	37.013	1:30.862	1:49.119	3.934	4.445	19.959	6.717	286.2	19:21	21:02.733
4	3	4:08.571 B	37.784	1:33.134	1:57.653		4.424	20.197		286.2	19:25	25:11.304
5	1	7:16.927	3:48.394	1:35.975	1:52.558	3.983		21.676	7.465	242.0	19:32	32:28.231
6	1	4:01.806	38.045	1:31.958	1:51.803	3.939	4.460	21.393	7.280	288.5	19:36	36:30.037
7	1	4:01.741	38.319	1:32.162	1:51.260	3.985	4.437	21.489	7.158	287.7	19:40	40:31.778
8	1	4:26.285 B	37.928	1:32.090	2:16.267		4.443	28.842		286.2	19:44	44:58.063
9	2	29:52.583	...	1:35.914	1:56.293	4.005		21.426	7.994	276.7	20:14	1:14:50.646
10	2	4:09.306	39.598	1:36.054	1:53.654	4.020	4.425	21.172	7.638	264.5	20:18	1:18:59.952
11	2	4:03.138	38.134	1:32.840	1:52.164	3.958	4.427	21.850	7.527	292.4	20:23	1:23:03.090
12	2	4:35.716 B	37.960	1:31.103	2:26.653		4.411	27.034		287.7	20:27	1:27:38.806

**97** **Aston Martin Racing** Aston Martin Vantage V8  
 1. Darren TURNER 3. Bruno SENNA  
 2. Stefan MÜCKE LMGTE Pro

1	3	5:56.943	2:27.676	1:33.773	1:55.494	3.935		24.322	7.208	279.5	19:05	5:56.943
2	3	4:02.099	38.322	1:32.827	1:50.950	3.944	4.412	20.974	7.318	290.0	19:09	9:59.042
3	3	4:00.645	38.091	1:31.087	1:51.467	3.885	4.424	20.288	6.859	286.9	19:13	13:59.687
4	3	3:56.516	37.502	1:30.464	1:48.550	4.004	4.380	20.264	6.847	291.6	19:17	17:56.203
5	3	3:57.648	37.684	1:30.780	1:49.184	3.839	4.408	20.480	6.983	293.2	19:21	21:53.851
6	3	4:03.350 B	37.662	1:30.526	1:55.162		4.353	19.946		290.8	19:25	25:57.201
7	3	7:44.267	4:21.475	1:32.893	1:49.899	3.937		20.159	7.040	272.5	19:33	33:41.468
8	3	4:05.343 B	37.849	1:31.151	1:56.343		4.404	20.304		289.3	19:37	37:46.811
9	3	37:02.216	...	1:33.813	1:56.199	3.929		21.397	7.649	276.7	20:14	1:14:49.027
10	3	4:12.880 B	40.481	1:33.799	1:58.600		4.376	20.359		287.7	20:19	1:19:01.907
11	1	8:22.473 B	4:28.785	1:31.703	2:21.985			24.882		289.3	20:27	1:27:24.380

**98** **Aston Martin Racing** Aston Martin Vantage V8  
 1. Paul DALLA LANA 3. Christoffer NYGAARD  
 2. Pedro LAMY LMGTE Am

1	2	4:45.224	1:14.864	1:32.991	1:57.369	4.020		22.412	8.305	286.9	19:04	4:45.224
2	2	4:00.537	38.116	1:31.908	1:50.513	3.894	4.478	20.827	7.040	291.6	19:08	8:45.761
3	2	4:08.377 B	39.340	1:31.705	1:57.332		4.394	20.650		290.8	19:12	12:54.138
4	2	5:50.350	2:28.366	1:32.110	1:49.874	3.874		20.422	7.082	290.0	19:18	18:44.488
5	2	3:57.455	37.627	1:31.028	1:48.800	3.835	4.394	20.216	6.841	287.7	19:22	22:41.943
6	2	4:05.380 B	37.331	1:30.661	1:57.388		4.384	20.774		289.3	19:26	26:47.323
7	2	13:03.765	9:39.204	1:32.765	1:51.796	3.921		20.658	6.898	286.9	19:39	39:51.088
8	2	3:59.330	37.717	1:31.688	1:49.925	3.998	4.411	20.319	6.923	288.5	19:43	43:50.418
9	2	4:52.350 B	37.463	1:33.913	2:40.974		4.428	35.029		247.6	19:48	48:42.768
10	1	26:26.792	...	1:38.005	1:52.927	4.058		21.093	7.403	243.6	20:15	1:15:09.560
11	1	4:02.631	38.084	1:33.783	1:50.764	4.034	4.467	20.616	7.018	276.0	20:19	1:19:12.191
12	1	4:02.291	38.612	1:31.712	1:51.967	4.049	4.462	20.655	7.205	288.5	20:23	1:23:14.482
13	1	4:38.200 B	38.262	1:32.252	2:27.686		4.444	27.439		287.7	20:27	1:27:52.682
14	1	21:43.309	...	1:34.834	1:51.732	3.942		20.868	7.338	288.5	20:49	1:49:35.991



**FIA WEC**  
82<sup>e</sup> Edition des 24 Heures du Mans  
Qualifying Practice 2

Sector Analysis

■ Personal Best   ■ Session Best   **B** Crossing the finish line in pit lane

Lap	D	Time	Sector 1	Sector 2	Sector 3	T6	T7	Porsche	Ford	T. Spd	Hour	Elapsed
15	1	6:56.509 <b>B</b>	38.413	1:31.775	4:46.321		4.400	20.522		291.6	20:56	1:56:32.500