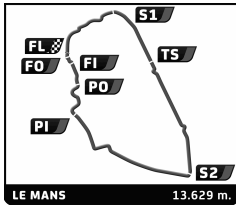


FIA WEC 82^e Edition des 24 Heures du Mans Qualifying Practice 1

Sector Analysis

■ Personal Best ■ Session Best B Crossing the finish line in pit lane

Lap	D	Time	Sector 1	Sector 2	Sector 3	T6	T7	Porsche	Ford	T. Spd	Hour	Elapsed	
0	Nissan Motorsports Global		Nissan ZEOD RC CDNT										
	1. Lucas ORDÓÑEZ		3. Satoshi MOTOYAMA										
	2. Wolfgang REIP												
1	2	54:45.686 B	...	1:32.419	2:03.895			20.848		263.9	22:54	54:45.686	
2	Audi Sport Team Joest		Audi R18 e-tron quattro LMP1										
	1. Marcel FÄSSLER		3. Benoit TRÉLUYER										
	2. André LOTTERER												
	1	1	5:12.202	2:10.206	1:23.742	1:38.254	3.327		18.932	6.941	248.1	22:05	5:12.202
	2	1	3:31.516	33.078	1:21.571	1:36.867	3.408	3.675	17.083	6.692	296.4	22:08	8:43.718
	3	1	3:31.625	33.447	1:20.000	1:38.178	3.342	3.962	17.895	7.522	316.3	22:12	12:15.343
	4	1	3:26.787	33.169	1:19.352	1:34.266	3.343	3.698	15.998	6.463	310.0	22:15	15:42.130
	5	1	3:37.834 B	32.662	1:19.046	1:46.126		3.760	17.224		321.0	22:19	19:19.964
	6	2	5:20.340	2:20.878	1:22.071	1:37.391	3.476		16.920	6.584	299.7	22:24	24:40.304
	7	2	3:26.388	32.694	1:19.641	1:34.053	3.353	3.834	15.815	6.381	316.3	22:28	28:06.692
	8	2	3:42.471 B	32.673	1:19.007	1:50.791		3.688	21.024		315.4	22:31	31:49.163
	9	2	22:25.709	...	1:22.322	1:35.176	3.346		16.406	6.455	312.7	22:54	54:14.872
10	2	3:26.426	32.576	1:19.525	1:34.325	3.396	3.732	15.864	6.419	310.9	22:57	57:41.298	
11	2	3:49.080 B	32.720	1:21.601	1:54.759		3.771	16.048		303.9	23:01	1:01:30.378	
3	Audi Sport Team Joest		Audi R18 e-tron quattro LMP1										
	1. Filipe ALBUQUERQUE		3. Oliver JARVIS										
	2. Marco BONANOMI												
	1	1	3:52.398	51.411	1:21.988	1:38.999	3.393		16.760	7.881	297.2	22:03	3:52.398
	2	1	3:31.699	32.679	1:22.052	1:36.968	3.376	3.723	16.192	6.646	258.2	22:07	7:24.097
	3	1	3:26.856	32.691	1:19.381	1:34.784	3.409	3.732	17.081	6.263	322.9	22:10	10:50.953
	4	1	3:26.445	32.629	1:19.203	1:34.613	3.366	3.931	17.081	6.342	308.2	22:14	14:17.398
	5	1	3:27.979	32.413	1:19.433	1:36.133	3.605	3.695	17.513	6.962	313.6	22:17	17:45.377
	6	1	3:36.216 B	32.511	1:19.649	1:44.056		3.747	17.358		317.2	22:21	21:21.593
	7	1	4:55.513	1:55.553	1:22.082	1:37.878	3.402		19.100	6.370	306.5	22:26	26:17.106
	8	1	3:30.119	33.293			3.409	3.689	16.553	6.456	307.3	22:29	29:47.225
	9	1	4:28.089 B	33.253	1:33.383	2:21.453		4.009	27.381		302.2	22:34	34:15.314
	10	3	20:09.722	...	1:24.947	1:40.579	3.530		18.065	7.093	311.8	22:54	54:25.036
	11	3	3:35.591	33.310	1:21.361	1:40.920	3.404	3.736	18.519	6.974	312.7	22:58	58:00.627
12	3	3:29.427	32.811	1:20.942	1:35.674	3.561	3.696	16.483	6.586	305.6	23:01	1:01:30.054	
13	3	4:49.526 B	34.193	1:22.864	2:52.469		4.149	47.643		301.3	23:06	1:06:19.580	
7	Toyota Racing		Toyota TS 040 - Hybrid LMP1										
	1. Alexander WURZ		3. Kazuki NAKAJIMA										
	2. Stéphane SARRAZIN												
	1	1	3:39.246	41.175	1:21.860	1:36.211						22:03	3:39.246
	2	1	3:27.243	32.810	1:20.266	1:34.167						22:07	7:06.489
	3	1	3:28.649	33.524	1:19.613	1:35.512						22:10	10:35.138
	4	1	3:26.978	32.776	1:18.418	1:35.784						22:14	14:02.116
	5	1	3:30.143	33.431	1:19.697	1:37.015						22:17	17:32.259
	6	1	3:27.655	33.258	1:19.203	1:35.194						22:20	20:59.914
	7	1	3:28.718	33.367	1:20.876	1:34.475						22:24	24:28.632
	8	1	3:25.313	32.739	1:18.595	1:33.979						22:27	27:53.945
	9	1	3:49.289 B	32.728	1:18.675	1:57.886						22:31	31:43.234
10	2	22:44.331	...	1:21.248	1:36.898						22:54	54:27.565	
11	2	3:31.252	33.356	1:19.618	1:38.278						22:57	57:58.817	
12	2	3:29.425	33.553	1:20.441	1:35.431						23:01	1:01:28.242	
8	Toyota Racing		Toyota TS 040 - Hybrid LMP1										
	1. Anthony DAVIDSON		3. Sébastien BUEMI										
	2. Nicolas LAPIERRE												
	1	1	3:39.756	42.646	1:22.117	1:34.993						22:03	3:39.756
	2	1	3:28.002	33.060	1:21.655	1:33.287						22:07	7:07.758
3	1	3:32.658	32.779	1:24.813	1:35.066						22:10	10:40.416	
4	1	3:25.410	32.544	1:18.460	1:34.406						22:14	14:05.826	



FIA WEC 82^e Edition des 24 Heures du Mans Qualifying Practice 1

Sector Analysis

■ Personal Best ■ Session Best B Crossing the finish line in pit lane

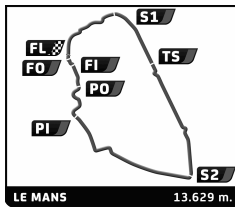
Lap	D	Time	Sector 1	Sector 2	Sector 3	T6	T7	Porsche	Ford	T. Spd	Hour	Elapsed
5	1	3:31.530	33.062	1:18.703	1:39.765						22:17	17:37.356
6	1	3:25.877	32.861	1:19.205	1:33.811						22:21	21:03.233
7	1	3:34.383 B	32.354	1:18.921	1:43.108						22:24	24:37.616
8	2	6:59.215 B	3:39.824	1:20.237	1:59.154						22:31	31:36.831
9	2	22:50.317	...	1:21.189	1:39.083						22:54	54:27.148
10	2	3:28.729	33.253	1:19.743	1:35.733						22:57	57:55.877
11	2	3:27.999	32.980	1:20.229	1:34.790						23:01	1:01:23.876
12	2	4:47.704 B	33.076	1:23.836	2:50.792						23:06	1:06:11.580

12		Rebellion Racing		3.Mathias BECHE		Rebellion R-One - Toyota LMP1						
		1.Nicolas PROST										
		2.Nick HEIDFELD										
1	2	4:30.391	1:17.064	1:27.839	1:45.488	3.707		20.899	7.748	286.9	22:04	4:30.391
2	2	3:42.136	35.272	1:25.330	1:41.534	3.638	3.914	18.352	7.260	277.4	22:08	8:12.527
3	2	3:43.037	33.870	1:22.959	1:46.208	3.575	3.910	19.776	9.265	320.1	22:11	11:55.564
4	2	3:34.922	33.538	1:22.259	1:39.125	3.594	3.888	17.905	6.954	320.1	22:15	15:30.486
5	2	4:01.755 B	35.359	1:23.223	2:03.173	3.767	3.871	19.103	7.630	320.1	22:19	19:32.241
6	1	7:06.578	3:59.283	1:24.410	1:42.885	3.819		18.545	7.095	321.0	22:26	26:38.819
7	1	3:38.698	34.265	1:23.596	1:40.837	3.760	3.972	17.998	6.801	319.1	22:30	30:17.517
8	1	4:31.583 B	38.734	1:36.983	2:15.866		3.942	25.126		255.7	22:34	34:49.100
9	1	20:27.067	...	1:30.644	1:47.224	3.767		21.027	7.630	261.3	22:55	55:16.167
10	1	3:39.278	34.379	1:24.066	1:40.833	3.736	3.945	18.281	6.806	322.0	22:58	58:55.445
11	1	3:46.935 B	33.829	1:23.941	1:49.165		3.932	17.916		310.9	23:02	1:02:42.380

13		Rebellion Racing		3.Fabio LEIMER		Rebellion R-One - Toyota LMP1						
		1.Dominik KRAIHAMER										
		2.Andrea BELICCHI										
1	3	11:19.243	8:10.102	1:26.010	1:43.131	3.617		20.284	6.925	289.3	22:11	11:19.243
2	3	3:36.014	34.439	1:22.086	1:39.489	3.566	3.894	18.963	6.514	320.1	22:14	14:55.257
3	3	3:47.964	33.692	1:20.504	1:53.768	3.799	3.874		8.414	324.9	22:18	18:43.221
4	3	3:36.018	33.941	1:22.681	1:39.396	3.899	3.925	16.955	6.986	326.8	22:22	22:19.239
5	3	3:33.117	34.453	1:21.242	1:37.422	3.680	3.933	16.737	6.611	328.8	22:25	25:52.356
6	3	3:36.449	33.557	1:20.449	1:42.443	3.584	3.894	20.029	6.551	326.8	22:29	29:28.805
7	3	4:25.039 B	33.582	1:27.495	2:23.962		3.870	30.283		329.8	22:33	33:53.844
8	3	34:01.534 B	...	1:34.244	2:29.616			38.559		274.6	23:07	1:07:55.378

14		Porsche Team		3.Marc LIEB		Porsche 919 Hybrid LMP1						
		1.Romain DUMAS										
		2.Neel JANI										
1	2	3:48.301	49.445	1:20.598	1:38.258	3.355		17.089	7.566	301.3	22:03	3:48.301
2	2	3:32.279	32.616	1:21.757	1:37.906	3.330	3.647	17.233	6.528	316.3	22:07	7:20.580
3	2	3:23.928	32.457	1:17.495	1:33.976	3.400	3.714	17.000	6.048	316.3	22:10	10:44.508
4	2	3:53.775 B	32.873	1:18.608	2:02.294		3.703	18.745		324.9	22:14	14:38.283
5	2	11:26.367	8:25.157	1:20.255	1:40.955	3.346		18.853	6.560	330.8	22:26	26:04.650
6	2	3:27.896	33.087	1:17.951	1:36.858	3.311	3.644	17.817	7.763	322.9	22:29	29:32.546
7	2	4:22.713 B	32.748	1:25.330	2:24.635		3.726	28.913		319.1	22:33	33:55.259
8	3	20:33.931	...	1:20.862	1:38.054	3.372		18.091	6.502	316.3	22:54	54:29.190
9	3	3:28.777	33.233	1:19.024	1:36.520	3.387	3.653	17.375	6.527	316.3	22:57	57:57.967
10	3	3:28.382	33.228	1:19.681	1:35.473	3.395	3.739	17.103	6.354	316.3	23:01	1:01:26.349
11	3	4:51.710 B	33.931	1:24.421	2:53.358		3.729	46.550		312.7	23:06	1:06:18.059

20		Porsche Team		3.Brendon HARTLEY		Porsche 919 Hybrid LMP1						
		1.Timo BERNHARD										
		2.Mark WEBBER										
1	3	4:10.169	1:08.269	1:24.135	1:37.765						22:04	4:10.169
2	3	3:28.323	32.807	1:20.563	1:34.953						22:07	7:38.492
3	3	3:40.814 B	32.818	1:17.574	1:50.422						22:11	11:19.306
4	3	5:27.492	2:32.881	1:19.425	1:35.186						22:16	16:46.798
5	3	3:23.157	32.708	1:17.241	1:33.208						22:20	20:09.955
6	3	3:25.083	32.982	1:18.055	1:34.046						22:23	23:35.038



FIA WEC

82^e Edition des 24 Heures du Mans

Qualifying Practice 1

Sector Analysis

■ Personal Best ■ Session Best B Crossing the finish line in pit lane

Lap	D	Time	Sector 1	Sector 2	Sector 3	T6	T7	Porsche	Ford	T. Spd	Hour	Elapsed
7	3	3:36.296 B	32.659	1:16.822	1:46.815						22:27	27:11.334
8	2	5:32.567 B	1:49.577	1:24.042	2:18.948						22:32	32:43.901
9	2	22:09.642	...	1:23.390	1:40.122					288.5	22:54	54:53.543
10	2	3:32.853	33.610	1:19.536	1:39.707						22:58	58:26.396
11	2	3:33.019	33.199	1:24.114	1:35.706						23:01	1:01:59.415
12	2	4:31.379 B	34.481	1:22.439	2:34.459						23:06	1:06:30.794

24	Sebastien Loeb Racing 1. René RAST 2. Jan CHAROUZ	3. Vincent CAPILLAIRE	Oreca 03R - Nissan LMP2
-----------	--	-----------------------	----------------------------

1	2	5:55.324	2:30.842	1:31.028	1:53.454	3.755		21.521	9.757	278.1	22:05	5:55.324
2	2	3:44.710	35.424	1:26.352	1:42.934	3.705	4.157	18.177	6.921	301.3	22:09	9:40.034
3	2	3:49.069	34.971	1:26.569	1:47.529	3.723	4.115	19.915	9.497	303.9	22:13	13:29.103
4	2	3:47.161	34.888	1:26.030	1:46.243	3.706	4.135	19.760	8.309	300.5	22:17	17:16.264
5	2	3:43.507	35.321	1:26.056	1:42.130	3.662	4.120	17.637	6.931	299.7	22:20	20:59.771
6	2	3:51.139 B	35.043	1:26.022	1:50.074		4.108	18.269		302.2	22:24	24:50.910
7	3	30:07.239	...	1:33.443	1:50.733	3.829		21.228	7.390	242.6	22:54	54:58.149
8	3	3:50.347	36.145	1:27.653	1:46.549	3.722	4.143	19.716	7.195	298.0	22:58	58:48.496
9	3	3:52.591	35.334	1:30.489	1:46.768	3.714	4.111	19.964	7.172	298.0	23:02	1:02:41.087
10	3	4:52.138 B	38.110	1:37.445	2:36.583		4.116	46.064		254.5	23:07	1:07:33.225

26	G-Drive Racing 1. Roman RUSINOV 2. Olivier PLA	3. Julien CANAL	Morgan - Nissan LMP2
-----------	---	-----------------	-------------------------

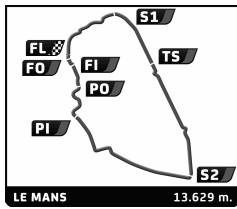
1	2	3:59.710	44.060	1:28.077	1:47.573	3.787		19.144	7.418	294.0	22:03	3:59.710
2	2	3:41.842	34.530	1:26.567	1:40.745	3.727	4.194	16.787	6.801	294.8	22:07	7:41.552
3	2	3:42.392	34.614	1:24.693	1:43.085	3.663	4.156	17.565	8.782	301.3	22:11	11:23.944
4	2	3:38.843	34.197	1:24.567	1:40.079	3.710	4.137	16.832	6.594	300.5	22:15	15:02.787
5	2	3:49.085 B	34.416	1:24.959	1:49.710		4.138	17.726		298.0	22:18	18:51.872
6	3	5:51.586	2:41.109	1:27.076	1:43.401	3.800		18.369	6.795	301.3	22:24	24:43.458
7	3	4:07.534 B	34.988	1:25.796	2:06.750		4.164	18.135		299.7	22:28	28:50.992
8	3	26:00.143	...	1:30.615	1:44.847	3.802		18.416	6.983	292.4	22:54	54:51.135
9	3	3:44.519	35.257	1:26.242	1:43.020	3.861	4.178	17.679	7.024	298.8	22:58	58:35.654
10	3	3:57.412 B	35.876	1:27.309	1:54.227		4.164	17.907		287.7	23:02	1:02:33.066

27	SMP Racing 1. Sergey ZLOBIN 2. Mika SALO	3. Anton LADYGIN	Oreca 03R - Nissan LMP2
-----------	---	------------------	----------------------------

1	2	4:43.831 B	1:13.039	1:32.659	1:58.133			22.308		278.1	22:04	4:43.831
2	2	5:04.821	1:44.826	1:31.345	1:48.650	3.728		20.087	7.159	283.2	22:09	9:48.652
3	2	3:48.344	35.320	1:25.699	1:47.325	3.748	4.120	21.280	7.180	304.7	22:13	13:36.996
4	2	3:43.618	35.371	1:26.056	1:42.191	3.968	4.124	18.201	6.728	303.0	22:17	17:20.614
5	2	3:56.480 B	36.420	1:26.938	1:53.122		4.165	19.594		304.7	22:21	21:17.094
6	2	5:06.758	1:52.380	1:27.584	1:46.794	3.840		19.314	7.643	305.6	22:26	26:23.852
7	2	3:55.707 B	35.235	1:25.712	1:54.760		4.154	20.991		304.7	22:30	30:19.559
8	1	25:00.350	...	1:31.629	1:50.483	3.879		22.534	7.302	300.5	22:55	55:19.909
9	1	3:55.252	37.339	1:28.003	1:49.910	3.849	4.177	21.345	7.418	303.9	22:59	59:15.161
10	1	3:54.776	36.929	1:29.944	1:47.903	3.733	4.147	21.371	7.169	304.7	23:03	1:03:09.937
11	1	4:40.887 B	36.043	1:37.553	2:27.291		4.134	34.520		237.2	23:07	1:07:50.824

29	Pegasus Racing 1. Julien SCHELL 2. Nicolas LEUTWILLER	3. Léo ROUSSEL	Morgan - Nissan LMP2
-----------	--	----------------	-------------------------

1	1	5:05.374	1:39.763	1:35.144	1:50.467	3.745		20.373	7.644	251.0	22:05	5:05.374
2	1	3:53.308	36.927	1:28.936	1:47.445	3.711	4.194	19.736	7.341	285.4	22:08	8:58.682
3	1	3:49.046	35.441	1:27.097	1:46.508	3.737	4.161	20.325	7.248	300.5	22:12	12:47.728
4	1	3:49.442	35.402	1:27.302	1:46.738	3.737	4.173	19.956	7.398	303.0	22:16	16:37.170
5	1	3:58.703 B	36.176				4.153	20.061		300.5	22:20	20:35.873
6	2	5:51.200	2:31.753	1:32.955	1:46.492	3.793		19.110	7.492	300.5	22:26	26:27.073
7	2	6:03.403 B	35.902				4.177	30.449		297.2	22:32	32:30.476



FIA WEC

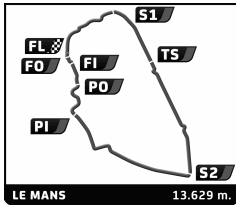
82^e Edition des 24 Heures du Mans

Qualifying Practice 1

Sector Analysis

■ Personal Best
 ■ Session Best
 ■ B Crossing the finish line in pit lane

Lap	D	Time	Sector 1	Sector 2	Sector 3	T6	T7	Porsche	Ford	T. Spd	Hour	Elapsed
8	2	22:15.086	...	1:39.383	1:48.426	3.938		19.970	7.283	294.0	22:54	54:45.562
9	2	3:49.726	36.154	1:27.659	1:45.913	3.815	4.216	19.264	7.106	297.2	22:58	58:35.288
10	2	3:50.609	35.861	1:28.800	1:45.948	3.754	4.155	19.420	7.060	296.4	23:02	1:02:25.897
11	2	4:43.684 B	36.360	1:33.846	2:33.478		4.146	38.913		298.0	23:07	1:07:09.581
33 OAK Racing - Team Asia 1. David CHENG 2. Ho-Pin TUNG 3. Adderly FONG Ligier JS P2 - HPD LMP2												
1	2	6:11.763	2:53.337	1:30.494	1:47.932	3.752		18.773	8.906	286.9	22:06	6:11.763
2	2	3:49.061	36.974	1:26.777	1:45.310	3.721	4.152	19.836	7.171	303.0	22:10	10:00.824
3	2	3:42.988	35.137	1:25.967	1:41.884	3.840	4.145	17.712	6.641	301.3	22:13	13:43.812
4	2	3:48.163	36.047	1:27.726	1:44.390	3.729	4.175	18.406	6.713	302.2	22:17	17:31.975
5	2	3:58.853 B	35.365	1:27.467	1:56.021		4.135	21.006		303.9	22:21	21:30.828
6	1	8:41.547	5:13.356	1:35.246	1:52.945	3.975		21.611	7.685	298.8	22:30	30:12.375
7	1	4:31.036 B	37.568	1:34.711	2:18.757		4.219	26.905		265.8	22:34	34:43.411
8	1	20:27.514	...	1:31.922	1:51.264	3.977		20.612	7.713	278.1	22:55	55:10.925
9	1	3:58.824	37.622	1:30.686	1:50.516	4.066	4.201	20.404	7.997	300.5	22:59	59:09.749
10	1	4:25.757 B	37.162	1:36.116	2:12.479		4.232	26.775		244.8	23:03	1:03:35.506
34 Race Performance 1. Michel FREY 2. Franck MAILLEUX 3. Jon LANCASTER Oreca 03R - Judd LMP2												
1	2	5:24.998 B	41.972	1:29.485	3:13.541			45.293		296.4	22:05	5:24.998
2	2	9:03.283	5:50.119	1:26.810	1:46.354	3.645		19.631	7.544	274.6	22:14	14:28.281
3	2	3:41.886	34.571	1:24.546	1:42.769	3.660	4.097	18.503	6.706	305.6	22:18	18:10.167
4	2	3:39.993	34.519	1:24.745	1:40.729	3.708	4.097	17.717	6.733	309.1	22:21	21:50.160
5	2	3:40.837	34.513	1:24.762	1:41.562	3.765	4.107	17.771	6.860	303.9	22:25	25:30.997
6	2	3:45.916	36.136	1:26.969	1:42.811	3.680	4.130	18.292	6.807	303.0	22:29	29:16.913
7	2	4:28.687 B	35.315	1:33.420	2:19.952		4.104	27.620		303.0	22:33	33:45.600
8	3	20:49.126	...	1:30.493	1:50.857	3.841		20.522	7.354	299.7	22:54	54:34.726
9	3	3:51.195	35.462	1:27.076	1:48.657	3.793	4.161	21.531	7.688	302.2	22:58	58:25.921
10	3	3:53.524	36.752	1:28.360	1:48.412	3.718	4.139	19.435	7.100	301.3	23:02	1:02:19.445
11	3	4:46.881 B	35.056	1:37.117	2:34.708		4.125	40.014		239.3	23:07	1:07:06.326
35 OAK Racing 1. Alex BRUNDLE 2. Jann MARDENBOROUGH 3. Mark SHULZHITSKIY Ligier - Nissan LMP2												
1	1	4:00.953	46.403	1:29.782	1:44.768	3.672		17.935	7.386	291.6	22:04	4:00.953
2	1	3:41.267	34.651	1:26.372	1:40.244	3.676	4.156	16.900	6.675	298.8	22:07	7:42.220
3	1	3:44.532	34.915	1:24.946	1:44.671	3.668	4.130	20.900	6.601	298.8	22:11	11:26.752
4	1	3:39.822	34.228	1:24.583	1:41.011	3.637	4.125	18.064	6.616	300.5	22:15	15:06.574
5	1	3:49.764 B	34.010	1:24.808	1:50.946		4.094	17.390		299.7	22:18	18:56.338
6	2	8:59.589	5:44.855	1:29.657	1:45.077	3.787		17.617	7.080	292.4	22:27	27:55.927
7	2	4:03.266 B	35.255	1:25.883	2:02.128		4.188	26.156		298.0	22:31	31:59.193
8	2	22:38.922	...	1:28.305	1:48.282	3.668		19.831	7.367	294.8	22:54	54:38.115
9	2	3:42.521	34.864	1:25.960	1:41.697	3.776	4.160	17.457	6.690	297.2	22:58	58:20.636
10	2	3:51.333 B	34.550	1:27.621	1:49.162		4.178	17.037		288.5	23:02	1:02:11.969
36 Signatech Alpine 1. Paul-Loup CHATIN 2. Nelson PANCIATICI 3. Oliver WEBB Alpine A450b - Nissan LMP2												
1	1	4:18.597	1:04.460	1:28.644	1:45.493	3.628		18.629	7.103	303.0	22:04	4:18.597
2	1	3:39.490	34.521	1:24.871	1:40.098	3.674	4.094	16.940	6.535	302.2	22:07	7:58.087
3	1	3:44.017	34.088	1:24.474	1:45.455	3.595	4.095	19.652	7.397	305.6	22:11	11:42.104
4	1	3:50.553 B	33.973	1:23.954	1:52.626		4.078	18.953		303.9	22:15	15:32.657
5	1	4:54.710 B	1:36.393	1:26.761	1:51.556			19.088		299.7	22:20	20:27.367
6	3	5:40.149	2:22.816	1:28.529	1:48.804	3.768		20.590	7.669	303.9	22:26	26:07.516
7	3	3:44.893	36.066	1:26.552	1:42.275	3.689	4.145	17.920	6.777	300.5	22:29	29:52.409
8	3	4:47.415 B	35.151	1:43.177	2:29.087		4.121	29.179		186.2	22:34	34:39.824
9	3	20:53.600	...	1:31.849	1:49.377	3.674		20.698	7.695	260.7	22:55	55:33.424



FIA WEC 82^e Edition des 24 Heures du Mans Qualifying Practice 1

Sector Analysis

■ Personal Best ■ Session Best ■ Crossing the finish line in pit lane

Lap	D	Time	Sector 1	Sector 2	Sector 3	T6	T7	Porsche	Ford	T. Spd	Hour	Elapsed
10	3	4:05.059	40.133	1:27.819	1:57.107		4.087	21.856		303.9	22:59	59:38.483
11	2	6:48.805	2:15.404	1:32.329	3:01.072			52.677		268.4	23:06	1:06:27.288

37	SMP Racing											Oreca 03R - Nissan LMP2	
	1. Kirill LADYGIN			3. Maurizio MEDIANI									
	2. Nicolas MINASSIAN												

1	2	5:55.867	2:37.575	1:29.949	1:48.343	3.713		20.829	7.503	268.4	22:05	5:55.867
2	2	3:49.143	35.366	1:26.207	1:47.570	3.629	4.114	19.055	8.788	302.2	22:09	9:45.010
3	2	3:46.940	34.572	1:25.425	1:46.943	3.659	4.081	19.786	8.492	304.7	22:13	13:31.950
4	2	3:54.176	34.417	1:25.225	1:54.534		4.092	18.449		301.3	22:17	17:26.126
5	2	5:49.085	2:37.464	1:27.589	1:44.032	3.687		18.129	7.288	298.0	22:23	23:15.211
6	2	3:47.018	35.142	1:26.884	1:44.992	3.745	4.099	18.724	7.843	300.5	22:27	27:02.229

38	Jota Sport											Zytek Z11SN - Nissan LMP2	
	1. Simon DOLAN			3. Marc GENÉ									
	2. Harry TINCKNELL												

1	3	4:05.363	51.756	1:29.744	1:43.863	3.670		17.962	6.794	291.6	22:04	4:05.363
2	3	3:51.884	35.154	1:28.487	1:48.243		4.159	17.304		249.3	22:07	7:57.247
3	1	9:04.798	5:50.504	1:29.294	1:45.000	3.745		18.622	7.378	294.8	22:17	17:02.045
4	1	3:46.206	35.508	1:27.043	1:43.655	3.706	4.165	18.110	7.215	297.2	22:20	20:48.251
5	1	3:45.928	35.400	1:26.995	1:43.533	3.803	4.143	17.874	7.090	296.4	22:24	24:34.179
6	1	3:46.109	35.403	1:27.269	1:43.437	3.769	4.163	18.106	7.207	297.2	22:28	28:20.288
7	1	4:25.227	35.969	1:27.778	2:21.480		4.133	30.347		297.2	22:32	32:45.515
8	2	21:52.029	...	1:30.466	1:48.073	3.617		19.979	7.179	293.2	22:54	54:37.544
9	2	3:48.581	35.024	1:27.185	1:46.372	3.674	4.120	19.539	7.696	298.0	22:58	58:26.125
10	2	3:46.221	35.462	1:27.759	1:43.000	3.627	4.125	18.005	6.760	279.5	23:02	1:02:12.346
11	2	4:20.831	35.665	1:28.072	2:17.094		4.124	33.459		297.2	23:06	1:06:33.177

41	Greaves Motorsport											Zytek Z11SN - Nissan LMP2	
	1. Michael MUNEMMAN			3. James WINSLOW									
	2. Alessandro LATIF												

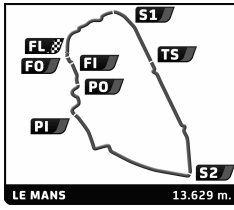
1	3	59:22.400	...	1:36.730	2:04.074			22.282		263.9	22:59	59:22.400
2	3	7:42.963	3:27.194	1:40.316	2:35.453			41.588		276.7	23:07	1:07:05.363

42	Caterham Racing											Zytek Z11SN - Nissan LMP2	
	1. Thomas KIMBER-SMITH			3. Chris DYSON									
	2. Matthew McMURRY												

1	1	3:56.540	42.305	1:29.691	1:44.544	3.731		18.449	7.079	294.0	22:03	3:56.540
2	1	3:42.961	34.930	1:26.292	1:41.739	3.717	4.178	17.506	7.020	298.8	22:07	7:39.501
3	1	3:41.847	34.792	1:24.910	1:42.145	3.717	4.156	18.666	6.611	300.5	22:11	11:21.348
4	1	3:49.992	34.606	1:25.084	1:50.302		4.138	18.385		302.2	22:15	15:11.340
5	1	6:11.343	2:55.562	1:28.764	1:47.017	3.739		20.183	7.170	300.5	22:21	21:22.683
6	1	3:48.054	35.870	1:27.698	1:44.486	3.750	4.154	19.148	6.956	298.8	22:25	25:10.737
7	1	3:45.065	35.935	1:26.228	1:42.902	3.742	4.163	18.330	6.863	297.2	22:28	28:55.802
8	1	4:35.456	35.372	1:26.866	2:33.218		4.165	33.452		298.8	22:33	33:31.258
9	2	22:17.405	...	1:32.160	1:52.414	3.825		22.148	8.065	286.9	22:55	55:48.663
10	2	3:53.015	36.881	1:28.587	1:47.547	3.814	4.161	19.754	7.609	302.2	22:59	59:41.678
11	2	3:59.858	36.699	1:29.086	1:54.073	3.800	4.147	24.730	7.890	301.3	23:03	1:03:41.536
12	2	5:05.145	36.852	1:45.163	2:43.130		4.143	41.732		183.0	23:08	1:08:46.681

43	Newblood By Morand Racing											Morgan - Judd LMP2	
	1. Christian KLIEN			3. Romain BRANDELA									
	2. Gary HIRSCH												

1	1	4:37.195	1:16.400	1:32.743	1:48.052	3.800		20.597	7.224		22:04	4:37.195
2	1	3:50.086	35.596	1:28.058	1:46.432	3.894	4.207	19.891	7.127	249.8	22:08	8:27.281
3	1	3:49.694	37.034	1:27.678	1:44.982		4.205	19.229		298.8	22:12	12:16.975
4	1	3:46.018	36.498	1:26.901	1:42.619	3.750	4.192		6.744	295.6	22:16	16:02.993
5	1	3:51.913	35.429	1:26.666	1:49.818		4.180	18.098		297.2	22:19	19:54.906
6	2	6:19.420	2:59.497	1:31.452	1:48.471	3.711		19.430	7.302	300.5	22:26	26:14.326
7	2	3:47.244	35.802	1:27.081	1:44.361		4.164	18.393		299.7	22:30	30:01.570



FIA WEC 82^e Edition des 24 Heures du Mans Qualifying Practice 1

Sector Analysis

■ Personal Best ■ Session Best B Crossing the finish line in pit lane

Lap	D	Time	Sector 1	Sector 2	Sector 3	T6	T7	Porsche	Ford	T. Spd	Hour	Elapsed
8	2	4:41.114 B	35.562	1:36.374	2:29.178		4.169	29.414		226.8	22:34	34:42.684
9	2	20:10.201	...	1:31.163	1:49.023	3.690		19.100	7.078	290.0	22:54	54:52.885
10	2	3:55.176 B	35.622	1:27.928	1:51.626		4.138	18.328		298.0	22:58	58:48.061
11	3	6:01.256 B	2:06.698	1:36.788	2:17.770			32.365		247.6	23:04	1:04:49.317

46	Thiriet By TDS Racing 1. Pierre THIRIET 2. Ludovic BADEY	3. Tristan GOMMENDY	Ligier JS P2 - Nissan LMP2												
			1	1	4:06.189	53.102	1:29.120	1:43.967	3.750		18.000	6.875	295.6	22:04	4:06.189
			2	1	3:45.182	35.420	1:28.138	1:41.624	3.701	4.205	17.535	6.874	244.8	22:07	7:51.371

3	1	3:45.851	35.387	1:26.891	1:43.573	3.682	4.166	19.138	6.896	299.7	22:11	11:37.222
4	1	3:42.730	35.020	1:25.080	1:42.630	3.731	4.162	18.490	6.905	302.2	22:15	15:19.952
5	1	3:51.218 B	35.057	1:25.440	1:50.721		4.158	17.843		302.2	22:19	19:11.170
6	2	5:55.452	2:39.915	1:29.885	1:45.652	3.858		18.410	7.187	301.3	22:25	25:06.622
7	2	3:45.394	35.724	1:26.966	1:42.704	3.845	4.203	17.580	6.845	299.7	22:28	28:52.016
8	2	4:37.748 B	35.126	1:28.510	2:34.112		4.187	33.257		301.3	22:33	33:29.764
9	2	21:08.892	...	1:28.916	1:46.124	3.763		19.116	7.298	296.4	22:54	54:38.656
10	2	3:48.681	35.484	1:26.148	1:47.049	3.813	4.161	19.453	8.116	303.0	22:58	58:27.337
11	2	3:58.572 B	35.689	1:28.612	1:54.271		4.148	18.772		269.8	23:02	1:02:25.909

47	KCMG 1. Matthew HOWSON 2. Richard BRADLEY	3. Alexandre IMPERATORI	Oreca 03R - Nissan LMP2												
			1	3	4:04.456	49.761	1:29.516	1:45.179	3.720		18.604	6.957	293.2	22:04	4:04.456
			2	3	3:50.182 B	34.671	1:25.896	1:49.615		4.121	17.685		301.3	22:07	7:54.638

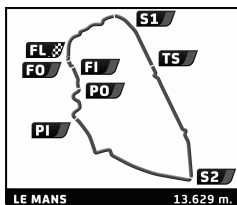
3	3	5:31.863	2:20.044	1:26.023	1:45.796	3.697		19.449	8.536	303.0	22:13	13:26.501
4	3	3:43.985	34.232	1:24.937	1:44.816	3.703	4.096	18.021	7.891	306.5	22:17	17:10.486
5	3	3:39.586	34.240	1:24.399	1:40.947	3.661	4.098	17.539	6.847	303.0	22:20	20:50.072
6	3	3:52.703 B	35.397	1:27.676	1:49.630		4.079	17.841		302.2	22:24	24:42.775
7	3	4:55.370	1:46.084	1:25.728	1:43.558	3.721		19.883	6.546	302.2	22:29	29:38.145
8	3	4:18.922 B	36.542	1:26.145	2:16.235		4.109	28.382		299.7	22:33	33:57.067
9	2	20:25.438	...	1:28.494	1:44.170	3.647		18.074	6.992	296.4	22:54	54:22.505
10	2	3:41.585	34.222	1:26.340	1:41.023	3.616	4.103	17.133	6.773	300.5	22:58	58:04.090
11	2	3:42.213	34.211	1:26.963	1:41.039	3.651	4.083	17.181	6.547	302.2	23:01	1:01:46.303
12	2	4:43.260 B	34.354	1:30.292	2:38.614		4.096	47.804		300.5	23:06	1:06:29.563

48	Murphy Prototypes 1. Nathanael BERTHON 2. Rodolfo GONZALEZ	3. Karun CHANDHOK	Oreca 03R - Nissan LMP2												
			1	2	5:52.880	2:25.650	1:34.268	1:52.962	3.756		22.739	9.456	255.1	22:05	5:52.880
			2	2	3:43.264	35.178	1:25.559	1:42.527	3.690	4.158	18.369	6.973	303.0	22:09	9:36.144

3	2	3:47.393	35.308	1:26.297	1:45.788	3.664	4.122	19.907	8.233	305.6	22:13	13:23.537
4	2	3:44.512	35.058	1:25.579	1:43.875	3.683	4.110	17.907	6.813	302.2	22:17	17:08.049
5	2	3:41.502	34.749	1:25.149	1:41.604	3.694	4.116	17.846	6.777	302.2	22:20	20:49.551
6	2	3:48.271	34.867	1:30.590	1:42.814	3.720	4.114	17.915	6.992	303.9	22:24	24:37.822
7	2	3:42.790	34.747	1:25.329	1:42.714	3.689	4.125	18.140	7.053	305.6	22:28	28:20.612
8	2	4:20.923 B	35.863	1:26.490	2:18.570		4.090	27.872		303.0	22:32	32:41.535
9	1	23:29.409	...	1:27.849	1:44.413	3.729		18.526	7.033	297.2	22:56	56:10.944
10	1	3:47.065	35.038	1:28.180	1:43.847	3.659	4.118	17.991	6.751	298.0	22:59	59:58.009
11	1	3:53.828	34.779	1:27.435	1:51.614	3.921	4.086	25.495	7.363	307.3	23:03	1:03:51.837
12	1	5:09.581 B	37.733	1:42.430	2:49.418		4.179	49.306		188.8	23:09	1:09:01.418

50	Larbre Competition 1. Pierre RAGUES 2. Ricky TAYLOR	3. Keiko IHARA	Morgan - Judd LMP2												
			1	3	5:12.253	1:37.041	1:38.900	1:56.312	3.992		22.079	8.928	268.4	22:05	5:12.253
			2	3	4:02.807	38.606	1:30.717	1:53.484	3.869	4.234	22.678	8.068	302.2	22:09	9:15.060

3	3	4:00.366	38.175	1:30.596	1:51.595	3.960	4.173	22.014	7.929	300.5	22:13	13:15.426
4	3	3:59.854	37.882	1:30.054	1:51.918	3.980	4.212	21.326	7.901	251.6	22:17	17:15.280
5	3	3:57.533	37.755	1:29.930	1:49.848	3.898	4.236	21.008	7.794	299.7	22:21	21:12.813



FIA WEC 82^e Edition des 24 Heures du Mans Qualifying Practice 1

Sector Analysis

■ Personal Best ■ Session Best B Crossing the finish line in pit lane

Lap	D	Time	Sector 1	Sector 2	Sector 3	T6	T7	Porsche	Ford	T. Spd	Hour	Elapsed
6	3	3:59.398	37.513	1:30.210	1:51.675	3.959	4.201	20.979	7.656	297.2	22:25	25:12.211
7	3	3:53.948	37.126	1:28.898	1:47.924	3.873	4.216	20.044	7.440	298.8	22:29	29:06.159
8	3	4:37.269 B	38.905	1:34.244	2:24.120		4.190	29.876		297.2	22:33	33:43.428
9	3	21:32.461	...	1:32.985	1:52.489	4.026		22.000	7.609	297.2	22:55	55:15.889
10	3	4:00.374	37.881	1:29.815	1:52.678	3.988	4.309	21.322	8.213	299.7	22:59	59:16.263
11	3	4:07.228	37.501	1:31.161	1:58.566	4.047	4.231	25.635	8.352	297.2	23:03	1:03:23.491
12	3	5:08.906 B	40.054	1:50.246	2:38.606		4.254	39.950		163.4	23:08	1:08:32.397

51 **AF Corse** Ferrari 458 Italia LMGTE Pro
 1. Gianmaria BRUNI 3. Giancarlo FISICHELLA
 2. Toni VILANDER

1	1	6:26.438	2:58.147	1:35.280	1:53.011	3.951		20.804	8.807	261.9	22:06	6:26.438
2	1	3:56.781	37.300	1:30.843	1:48.638	4.007	4.438	20.439	6.780	292.4	22:10	10:23.219
3	1	3:55.601	37.105	1:30.423	1:48.073	3.945	4.449	19.888	6.847	290.8	22:14	14:18.820
4	1	4:04.901	37.158	1:29.985	1:57.758	3.941	4.410	25.683	8.395	294.8	22:18	18:23.721
5	1	3:54.754	37.117	1:29.987	1:47.650	3.980	4.407	19.840	6.707	293.2	22:22	22:18.475
6	1	4:17.475 B	39.669	1:32.098	2:05.708		4.409	21.719		290.8	22:26	26:35.950
7	3	28:47.559	...	1:32.593	1:51.927	3.942		20.843	7.492	284.7	22:55	55:23.509
8	3	3:59.638	38.117	1:31.919	1:49.602	3.991	4.398	20.284	6.843	290.0	22:59	59:23.147
9	3	4:07.762	37.690	1:32.070	1:58.002	3.964	4.424	26.129	7.387	291.6	23:03	1:03:30.909
10	3	5:02.332 B	39.305	1:45.760	2:37.267		4.419	36.224		205.3	23:08	1:08:33.241

52 **RAM Racing** Ferrari 458 Italia LMGTE Pro
 1. Matt GRIFFIN 3. Federico LEO
 2. Alvaro PARENTE

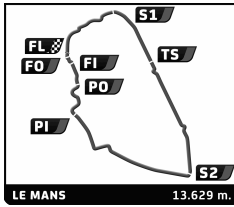
1	1	5:23.992	1:43.044	1:40.886	2:00.062	3.993		22.054	8.747	237.8	22:05	5:23.992
2	1	3:59.015	37.869	1:31.455	1:49.691	3.913	4.452	20.579	6.966	291.6	22:09	9:23.007
3	1	3:57.906	37.608	1:31.137	1:49.161	3.899	4.412	20.419	6.905	292.4	22:13	13:20.913
4	1	3:58.197	37.377	1:31.054	1:49.766	3.916	4.407	20.397	6.937	293.2	22:17	17:19.110
5	1	3:57.793	37.549	1:31.003	1:49.241	3.921	4.410	20.354	6.906	292.4	22:21	21:16.903
6	1	4:23.961 B	37.855	1:31.125	2:14.981		4.404	20.920		290.8	22:25	25:40.864
7	3	8:11.080 B	4:10.514	1:37.325	2:23.241			30.361		290.0	22:33	33:51.944
8	3	22:35.087	...	1:34.737	1:54.128	3.994		22.401	7.199	288.5	22:56	56:27.031
9	3	4:03.905	38.051	1:32.665	1:53.189	3.925	4.449	21.477	7.095	290.0	23:00	1:00:30.936
10	3	4:42.078 B	38.023	1:37.722	2:26.333		4.411	38.323		289.3	23:05	1:05:13.014

53 **RAM Racing** Ferrari 458 Italia LMGTE Am
 1. Johnny MOWLEM 3. Archie HAMILTON
 2. Mark PATTERSON

1	1	6:00.102	2:29.925	1:37.162	1:53.015	3.971		21.481	7.585	240.4	22:06	6:00.102
2	1	4:01.382	38.457	1:31.660	1:51.265	3.961	4.418	21.037	7.449	294.0	22:10	10:01.484
3	1	3:59.924	38.194	1:31.663	1:50.067	3.977	4.416	20.603	7.187	292.4	22:14	14:01.408
4	1	3:59.794	37.922	1:31.354	1:50.518	3.943	4.423	20.568	7.015	294.0	22:18	18:01.202
5	1	4:08.677 B	37.780	1:30.947	1:59.950		4.400	23.375		293.2	22:22	22:09.879
6	2	7:25.036	3:48.263	1:38.560	1:58.213	4.164		23.532	8.212	278.1	22:29	29:34.915
7	2	4:39.323 B	40.244	1:37.588	2:21.491		4.504	27.627		272.5	22:34	34:14.238
8	2	21:49.481	...	1:37.003	1:58.907	4.111		24.169	7.948	258.8	22:56	56:03.719
9	2	4:10.517	39.573	1:34.998	1:55.946	4.033	4.474	22.648	7.699	286.2	23:00	1:00:14.236
10	2	4:55.925 B	42.639	1:42.008	2:31.278		4.441	34.329		251.0	23:05	1:05:10.161

57 **Krohn Racing** Ferrari 458 Italia LMGTE Am
 1. Tracy KROHN 3. Ben COLLINS
 2. Niclas JÖNSSON

1	2	5:03.968	1:27.000	1:37.849	1:59.119	4.129		24.519	7.664	273.9	22:05	5:03.968
2	2	4:10.000	40.207	1:34.239	1:55.554	4.019	4.497	23.231	7.499	286.9	22:09	9:13.968
3	2	4:12.097 B	38.659	1:33.280	2:00.158		4.455	22.027		289.3	22:13	13:26.065
4	2	8:03.242	4:35.505	1:33.862	1:53.875	3.981		21.948	7.299	287.7	22:21	21:29.307
5	2	4:06.235	38.539	1:33.282	1:54.414	4.067	4.438		7.414	286.2	22:25	25:35.542
6	2	4:12.819 B	38.977	1:32.971	2:00.871		4.463	22.265		287.7	22:29	29:48.361
7	2	25:56.402	...	1:35.491	1:53.939	4.016		22.219	7.297	263.9	22:55	55:44.763



FIA WEC 82^e Edition des 24 Heures du Mans Qualifying Practice 1

Sector Analysis

■ Personal Best ■ Session Best B Crossing the finish line in pit lane

Lap	D	Time	Sector 1	Sector 2	Sector 3	T6	T7	Porsche	Ford	T. Spd	Hour	Elapsed
8	2	4:03.789	38.555	1:33.227	1:52.007	4.021	4.437	21.275	7.195	287.7	22:59	59:48.552
9	2	4:39.934 B	38.291	1:34.261	2:27.382		4.440	35.618		290.8	23:04	1:04:28.486

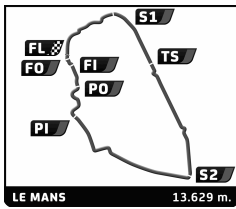
58		Team Sofrev ASP		3.Soheil AYARI								Ferrari 458 Italia LMGTE Am
		1.Fabien BARTHEZ										
		2.Anthony PONS										
1	3	5:59.469	2:20.776	1:38.647	2:00.046	4.039		24.005	8.022	281.0	22:05	5:59.469
2	3	4:05.250	38.531	1:33.950	1:52.769	4.022	4.450	21.653	7.586	262.6	22:10	10:04.719
3	3	4:00.531	38.288	1:31.606	1:50.637	4.012	4.444	21.050	7.175	288.5	22:14	14:05.250
4	3	3:59.897	37.749	1:32.201	1:49.887	3.998	4.428	20.519	7.247	294.0	22:18	18:05.087
5	3	4:04.125	37.850	1:32.978	1:53.297	4.002	4.414	21.087	7.892	292.4	22:22	22:09.212
6	3	4:23.372 B	38.152	1:34.954	2:10.266		4.415	23.608		290.0	22:26	26:32.584
7	1	8:06.261 B	3:48.877	1:48.325	2:29.059			29.251		177.9	22:34	34:38.845
8	1	21:13.042	...	1:38.453	2:04.013	4.614		24.882	9.111	255.7	22:55	55:51.887
9	1	4:16.175	41.681	1:35.940	1:58.554	4.158	4.624	23.039	7.745	289.3	23:00	1:00:08.062
10	1	4:51.114 B	39.829	1:38.416	2:32.869		4.483	37.174		283.9	23:04	1:04:59.176

60		AF Corse		3.Raffaele GIAMMARIA								Ferrari 458 Italia LMGTE Am
		1.Peter MANN										
		2.Lorenzo CASÉ										
1	1	6:13.623 B	1:43.958	1:53.542	2:36.123			31.142		180.6	22:06	6:13.623
2	1	5:58.049	2:12.684	1:40.051	2:05.314	4.355		26.529	8.144	255.7	22:12	12:11.672
3	1	4:22.744	42.618	1:37.089	2:03.037	4.255	4.548	25.268	8.031	264.5	22:16	16:34.416

61		AF Corse		3.Mirko VENTURI								Ferrari 458 Italia LMGTE Am
		1.Luis PEREZ-COMPANC										
		2.Marco CIOCI										
1	2	4:26.927	57.411	1:34.609	1:54.907	4.026		22.238	8.509	279.5	22:04	4:26.927
2	2	3:59.692	37.880	1:32.213	1:49.599	4.054	4.440	20.625	6.764	278.1	22:08	8:26.619
3	2	3:56.919	37.415	1:30.443	1:49.061	3.963	4.440	20.465	6.800	295.6	22:12	12:23.538
4	2	4:21.485	38.258	1:41.753	2:01.474	3.972	4.408	21.969	7.435	221.2	22:16	16:45.023
5	2	4:20.858 B	41.122	1:33.243	2:06.493		4.420	22.642		285.4	22:21	21:05.881
6	1	6:12.914	2:37.981	1:34.858	2:00.075	4.052		21.785	7.432	290.0	22:27	27:18.795
7	1	4:16.994 B	38.742	1:32.813	2:05.439		4.426	25.009		291.6	22:31	31:35.789
8	1	23:47.435	...	1:37.722	1:58.187	4.121		25.078	7.504	274.6	22:55	55:23.224
9	1	4:01.932	39.312	1:31.977	1:50.643	3.958	4.451	20.820	7.101	288.5	22:59	59:25.156
10	1	4:09.617	38.094	1:32.215	1:59.308	3.940	4.388	26.226	7.471	295.6	23:03	1:03:34.773
11	1	5:08.217 B	42.478	1:45.082	2:40.657		4.384	40.104		196.7	23:08	1:08:42.990

62		AF Corse		3.Howard BLANK								Ferrari 458 Italia LMGTE Am
		1.Yannick MALLEGOL										
		2.Jean-Marc BACHELIER										
1	2	6:04.292	1:33.247	2:06.610	2:24.435	4.657		30.703	9.071	200.3	22:06	6:04.292
2	2	5:24.006 B	47.605	1:57.840	2:38.561		5.200	30.191		197.4	22:11	11:28.298
3	1	6:56.924	3:09.582	1:44.693	2:02.649	4.166		25.101	8.263	271.1	22:18	18:25.222
4	1	4:11.593	40.116	1:35.426	1:55.991	4.076	4.519	22.691	7.896	286.9	22:22	22:36.755
5	1	4:17.892	40.105	1:38.309	1:59.478	4.035	4.491	23.523	8.106	272.5	22:26	26:54.647
6	1	4:27.492 B	39.478	1:35.011	2:13.003		4.481	22.462		281.0	22:31	31:22.139
7	1	24:43.895	...	1:40.566	2:08.421	4.075		27.344	8.057	251.0	22:56	56:06.034
8	1	4:13.211	40.266	1:35.336	1:57.609	4.019	4.509	23.691	7.535	286.9	23:00	1:00:19.245
9	1	4:49.867 B	39.915	1:35.938	2:34.014		4.467	37.952		278.8	23:05	1:05:09.112

66		JMW Motorsport		3.Spencer PUMPELLY								Ferrari 458 Italia LMGTE Am
		1.Abdulaziz Turki AL FAISAL										
		2.Seth NEIMAN										
1	2	5:07.311	1:20.768	1:41.856	2:04.687	4.231		26.271	8.838	233.1	22:05	5:07.311
2	2	4:15.368	41.858	1:36.626	1:56.884	4.095	4.500	23.297	7.741	252.2	22:09	9:22.679
3	2	4:17.716	42.278	1:34.838	2:00.600	4.096	4.462	23.839	9.024	288.5	22:13	13:40.395
4	2	4:11.751	39.747	1:34.855	1:57.149	4.133	4.454	23.155	8.485	290.0	22:17	17:52.146
5	2	4:12.655	39.886	1:34.832	1:57.937	4.087	4.468	24.099	7.684	282.5	22:22	22:04.801



FIA WEC
82^e Edition des 24 Heures du Mans
Qualifying Practice 1

Sector Analysis

■ Personal Best ■ Session Best B Crossing the finish line in pit lane

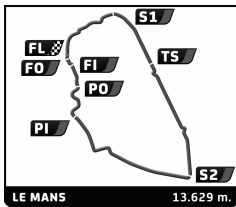
Lap	D	Time	Sector 1	Sector 2	Sector 3	T6	T7	Porsche	Ford	T. Spd	Hour	Elapsed
6	2	4:26.040B	39.511	1:36.185	2:10.344		4.452	24.176		247.0	22:26	26:30.841
7	1	6:23.944B	2:31.939	1:38.496	2:13.509			26.386		287.7	22:32	32:54.785
8	1	22:30.257	...	1:40.061	2:04.182	4.071		25.215	8.052	232.6	22:55	55:25.042
9	1	4:05.046	38.807	1:33.664	1:52.575	3.967	4.472	21.970	7.168	272.5	22:59	59:30.088
10	1	4:12.359	38.440	1:33.588	2:00.331	4.036	4.432	27.352	7.869	276.7	23:03	1:03:42.447
11	1	5:13.165B	39.438	1:47.794	2:45.933		4.443	45.490		173.9	23:08	1:08:55.612

70		Team Taisan										Ferrari 458 Italia LMGTE Am	
		1. Shinji NAKANO	3. Martin RICH										
		2. Pierre EHRET											
1	1	9:19.179B	1:07.243	5:58.596	2:13.340			24.033		283.2	22:09	9:19.179	
2	1	5:46.570	2:13.450	1:35.957	1:57.163	4.025		22.315	7.953	281.0	22:15	15:05.749	
3	1	4:06.160	39.497	1:34.475	1:52.188	3.970	4.477	21.010	7.087	283.9	22:19	19:11.909	
4	1	4:04.051	38.491	1:33.090	1:52.470	3.970	4.456	20.804	7.568	284.7	22:23	23:15.960	
5	1	4:03.066	38.453	1:33.044	1:51.569	3.962	4.448	20.868	7.115	286.2	22:27	27:19.026	
6	1	4:23.549B	40.058	1:33.698	2:09.793		4.414	26.035		287.7	22:31	31:42.575	
7	2	23:50.099	...	1:37.932	2:02.072	4.281		24.530	8.343	273.9	22:55	55:32.674	
8	2	10:37.640B	40.490	1:34.750	8:22.400		4.543	46.050		286.9	23:06	1:06:10.314	

71		AF Corse										Ferrari 458 Italia LMGTE Pro	
		1. Davide RIGON	3. Olivier BERETTA										
		2. James CALADO											
1	1	4:31.603	59.172	1:35.019	1:57.412	3.975		21.020	8.213	290.0	22:04	4:31.603	
2	1	4:02.015	37.335	1:31.040	1:53.640	3.979	4.457	22.502	7.294	293.2	22:08	8:33.618	
3	1	3:58.330	37.209	1:30.436	1:50.685	3.898	4.451	20.906	7.007	292.4	22:12	12:31.948	
4	1	3:59.097	37.310	1:30.853	1:50.934	3.930	4.420	21.496	6.987	291.6	22:16	16:31.045	
5	1	4:09.324B	37.627	1:33.242	1:58.455		4.436	20.774		290.0	22:20	20:40.369	
6	2	5:52.604	2:23.623	1:37.217	1:51.764	3.997		20.683	7.080	290.8	22:26	26:32.973	
7	2	4:03.935	37.956	1:33.169	1:52.810	3.984	4.454	20.532	6.919	290.0	22:30	30:36.908	
8	2	4:35.823B	42.017	1:37.847	2:15.959		4.442	30.031		241.5	22:35	35:12.731	
9	2	20:38.879	...	1:33.259	1:53.430	4.227		20.542	8.506	291.6	22:55	55:51.610	
10	2	3:59.272	37.804	1:31.354	1:50.114	3.972	4.507	20.344	6.687	290.8	22:59	59:50.882	
11	2	4:40.700B	37.802	1:36.255	2:26.643		4.416	35.939		286.9	23:04	1:04:31.582	

72		SMP Racing										Ferrari 458 Italia LMGTE Am	
		1. Andrea BERTOLINI	3. Aleksey BASOV										
		2. Viktor SHAITAR											
1	1	6:06.545	2:36.314	1:35.317	1:54.914	3.965		21.653	7.503	243.6	22:06	6:06.545	
2	1	3:58.919	38.066	1:31.328	1:49.525	3.907	4.409	20.623	7.020	293.2	22:10	10:05.464	
3	1	4:01.608	37.886	1:30.693	1:53.029	3.899	4.383	21.446	8.550	290.0	22:14	14:07.072	
4	1	3:56.787	37.531	1:30.010	1:49.246	3.942	4.380	20.521	7.041	298.0	22:18	18:03.859	
5	1	4:04.241	37.576	1:30.686	1:55.979	3.883	4.392	23.064	8.114	297.2	22:22	22:08.100	
6	1	4:09.959B	37.430	1:30.680	2:01.849		4.369	24.323		290.8	22:26	26:18.059	
7	3	7:10.437B	3:00.452	1:36.376	2:33.609			33.466		290.0	22:33	33:28.496	
8	3	22:03.574	...	1:38.342	1:57.838	4.164		23.572	8.236	290.0	22:55	55:32.070	
9	3	4:13.484	40.639	1:34.462	1:58.383	4.054	4.485	24.928	8.158	294.8	22:59	59:45.554	

73		Corvette Racing										Chevrolet Corvette - C7 LMGTE Pro	
		1. Jan MAGNUSSEN	3. Jordan TAYLOR										
		2. Antonio GARCIA											
1	2	5:41.776	2:12.373	1:37.594	1:51.809	3.974		20.807	7.109	217.2	22:05	5:41.776	
2	2	3:57.703	37.596	1:30.980	1:49.127	3.980	4.446	20.628	6.862	291.6	22:09	9:39.479	
3	2	3:58.993	37.703	1:30.683	1:50.607	3.942	4.416	21.576	7.350	290.0	22:13	13:38.472	
4	2	3:57.267	37.559	1:30.425	1:49.283	3.966	4.396	20.496	7.037	293.2	22:17	17:35.739	
5	2	3:56.443	37.616	1:30.285	1:48.542	3.930	4.405	20.139	6.946	291.6	22:21	21:32.182	
6	2	3:57.071	37.296	1:30.447	1:49.328	3.971	4.379	20.414	7.213	286.2	22:25	25:29.253	
7	2	4:04.801B	37.495	1:30.704	1:56.602		4.405	20.170		290.0	22:29	29:34.054	
8	2	27:22.463	...	1:33.632	1:49.773	3.898		20.323	7.243	280.3	22:56	56:56.517	
9	2	3:57.991	37.337	1:31.138	1:49.516	3.918	4.371	20.093	7.005	293.2	23:00	1:00:54.508	
10	2	4:24.497B	37.249	1:33.395	2:13.853		4.373	31.479		290.0	23:05	1:05:19.005	



FIA WEC

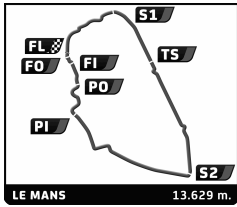
82^e Edition des 24 Heures du Mans

Qualifying Practice 1

Sector Analysis

■ Personal Best ■ Session Best ■ Crossing the finish line in pit lane

Lap	D	Time	Sector 1	Sector 2	Sector 3	T6	T7	Porsche	Ford	T. Spd	Hour	Elapsed	
74	Corvette Racing 1.Oliver GAVIN 2.Tommy MILNER		3.Richard WESTBROOK										Chevrolet Corvette - C7 LMGTE Pro
1	2	5:25.990 B	1:42.711	1:40.617	2:02.662			22.372		233.1	22:05	5:25.990	
2	2	6:02.690	2:34.504	1:34.939	1:53.247	4.013		21.578	7.261	258.8	22:11	11:28.680	
3	2	3:59.445	37.772	1:31.477	1:50.196	3.971	4.452	20.490	6.913	290.0	22:15	15:28.125	
4	2	3:59.714	38.006	1:31.907	1:49.801	4.059	4.422	20.439	7.037	290.8	22:19	19:27.839	
5	2	4:05.888 B	37.921	1:31.452	1:56.515		4.447	20.701		291.6	22:23	23:33.727	
6	2	32:44.572	...	1:36.344	1:53.388	3.954		21.618	7.297	259.4	22:56	56:18.299	
7	2	3:59.526	37.676	1:31.193	1:50.657	3.942	4.404	21.196	7.026	292.4	23:00	1:00:17.825	
8	2	4:43.039 B	38.567	1:36.870	2:27.602		4.380	35.010		250.4	23:05	1:05:00.864	
75	Prospeed Competition 1.François PERRODO 2.Emmanuel COLLARD		3.Markus PALTALA										Porsche 911 GT3 RSR LMGTE Am
1	2	4:23.987	57.667	1:33.731	1:52.589	3.960		21.278	7.368	290.0	22:04	4:23.987	
2	2	3:59.394	38.345	1:31.064	1:49.985	3.999	4.398	20.738	7.100	292.4	22:08	8:23.381	
3	2	3:59.420	38.003	1:31.008	1:50.409	3.991	4.389	21.004	7.087	290.0	22:12	12:22.801	
4	2	4:08.784 B	38.053	1:31.029	1:59.702		4.394	21.627		292.4	22:16	16:31.585	
5	3	8:59.461	5:26.866	1:36.145	1:56.450	4.041		23.222	7.961	287.7	22:25	25:31.046	
6	3	4:05.615	39.370	1:32.219	1:54.026	3.985	4.441	22.117	7.608	292.4	22:29	29:36.661	
7	3	4:28.644 B	39.288	1:35.524	2:13.832		4.414	28.564		294.0	22:34	34:05.305	
8	3	21:04.568	...	1:36.498	1:53.627	3.951		22.117	7.556	234.7	22:55	55:09.873	
9	3	4:04.626	39.390	1:32.190	1:53.046	3.932	4.406	21.780	7.505	293.2	22:59	59:14.499	
10	3	4:35.480 B	39.515	1:40.386	2:15.579		4.413	28.968		215.1	23:03	1:03:49.979	
76	IMSA Performance Matmut 1.Raymond NARAC 2.Nicolas ARMINDO		3.David HALLYDAY										Porsche 911 GT3 RSR LMGTE Am
1	2	4:18.390 B	46.776	1:32.774	1:58.840			21.954		290.8	22:04	4:18.390	
77	Dempsey Racing - Proton 1.Patrick DEMPSEY 2.Joe FOSTER		3.Patrick LONG										Porsche 911 RSR LMGTE Am
1	3	4:51.215 B	1:15.148	1:35.769	2:00.298			22.757		259.4	22:04	4:51.215	
2	3	6:20.973	2:48.397	1:34.986	1:57.590	3.932		25.252	7.810	286.2	22:11	11:12.188	
3	3	3:58.912	37.355	1:31.122	1:50.435	3.900	4.438	21.100	7.077	288.5	22:15	15:11.100	
4	3	3:57.004	37.233	1:30.560	1:49.211	3.947	4.416	20.420	6.827	290.8	22:19	19:08.104	
5	3	4:04.586	37.479	1:32.573	1:54.534	3.905	4.426	21.594	7.747	288.5	22:23	23:12.690	
6	3	4:07.427 B	37.406	1:31.185	1:58.836		4.418	21.642		292.4	22:27	27:20.117	
7	1	29:25.834	...	1:43.340	2:02.273	4.148		24.548	8.344	232.6	22:56	56:45.951	
8	1	4:17.176	40.791	1:37.792	1:58.593	4.068	4.513	23.388	7.956	258.8	23:01	1:01:03.127	
9	1	5:18.018 B	40.486	1:39.848	2:57.684		4.480	48.457		215.5	23:06	1:06:21.145	
79	Prospeed Competition 1.Cooper MacNEIL 2.Bret CURTIS		3.Jeroen BLEEKEMOLEN										Porsche 911 GT3 RSR LMGTE Am
1	3	4:32.860	1:03.535	1:34.473	1:54.852	3.969		22.703	7.873	290.8	22:04	4:32.860	
2	3	4:02.640	38.281	1:32.331	1:52.028	3.947	4.413	20.875	8.157	293.2	22:08	8:35.500	
3	3	4:01.226	38.168	1:31.359	1:51.699	3.960	4.394	21.472	7.490	294.8	22:12	12:36.726	
4	3	4:01.237	38.102	1:31.692	1:51.443	4.031	4.408	21.059	7.735	292.4	22:16	16:37.963	
5	3	4:26.559 B	38.663	1:33.245	2:14.651		4.421	22.542		290.0	22:21	21:04.522	
6	1	9:09.448	5:25.383	1:42.268	2:01.797	4.110		24.386	8.558	286.2	22:30	30:13.970	
7	1	4:38.967 B	44.790	1:39.131	2:15.046		4.499	30.379		287.7	22:34	34:52.937	
8	1	22:15.374	...	1:38.120	1:59.289	4.096		24.008	8.367	276.0	22:57	57:08.311	
9	1	4:15.148	40.594	1:36.404	1:58.150	4.032	4.489	23.070	8.198	286.9	23:01	1:01:23.459	
10	1	5:04.546 B	40.506	1:36.435	2:47.605		4.475	54.065		289.3	23:06	1:06:28.005	

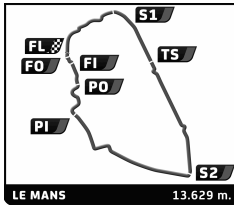


FIA WEC 82^e Edition des 24 Heures du Mans Qualifying Practice 1

Sector Analysis

■ Personal Best ■ Session Best **B** Crossing the finish line in pit lane

Lap	D	Time	Sector 1	Sector 2	Sector 3	T6	T7	Porsche	Ford	T. Spd	Hour	Elapsed
81	AF Corse 1. Stephen WYATT 2. Michele RUGOLO		3. Sam BIRD		Ferrari 458 Italia LMGTE Am							
1	1	6:19.781	2:48.107	1:36.505	1:55.169	4.100		22.459	7.692	287.7	22:06	6:19.781
2	1	4:07.946	38.877	1:33.633	1:55.436	4.052	4.481	22.490	7.683	290.8	22:10	10:27.727
3	1	4:04.828	38.580	1:33.036	1:53.212	4.010	4.468	22.066	7.539	292.4	22:14	14:32.555
4	1	4:04.770	38.193	1:33.063	1:53.514	3.980	4.449	21.876	7.500	290.0	22:18	18:37.325
5	1	4:08.035	38.589	1:36.359	1:53.087	3.987	4.430	21.800	7.529	290.8	22:22	22:45.360
6	1	4:16.236 B	38.390	1:33.243	2:04.603		4.432	21.993		290.0	22:27	27:01.596
7	3	6:37.455 B	2:35.824	1:38.104	2:23.527			29.370		289.3	22:33	33:39.051
8	3	21:53.576	...	1:34.721	1:56.275	3.977		23.162	8.033	268.4	22:55	55:32.627
9	3	4:02.452	38.922	1:32.636	1:50.894	3.859	4.429	20.920	7.079	290.8	22:59	59:35.079
10	3	4:08.042	37.784	1:33.814	1:56.444	3.867	4.374	24.162	7.468	286.2	23:03	1:03:43.121
11	3	5:13.673 B	41.397	1:46.394	2:45.882		4.402	45.830		183.0	23:08	1:08:56.794
88	Proton Competition 1. Christian RIED 2. Klaus BACHLER		3. Khaled AL QUBAISI		Porsche 911 RSR LMGTE Am							
1	2	4:44.191	1:13.780	1:36.214	1:54.197	4.031		22.774	7.221	287.7	22:04	4:44.191
2	2	4:02.839	38.452	1:32.929	1:51.458	4.045	4.473	21.169	7.054	293.2	22:08	8:47.030
3	2	4:12.014 B	38.013	1:35.591	1:58.410		4.463	21.998		293.2	22:12	12:59.044
4	2	5:12.918	1:50.041	1:31.737	1:51.140	3.971		20.949	7.356	293.2	22:18	18:11.962
5	2	4:02.005	37.708	1:32.247	1:52.050	3.997	4.426	22.273	7.215	294.0	22:22	22:13.967
6	2	4:01.162	37.906	1:30.954	1:52.302	4.023	4.428	20.936	7.669	294.8	22:26	26:15.129
7	2	3:59.291	37.958	1:30.980	1:50.353	4.129	4.440	20.650	7.511	293.2	22:30	30:14.420
8	2	4:30.125 B	41.052	1:33.664	2:15.409		4.452	24.770		283.2	22:34	34:44.545
9	1	21:14.790	...	1:41.650	1:57.370	4.030		23.626	7.570	230.7	22:55	55:59.335
10	1	4:09.499	39.778	1:34.022	1:55.699	4.089	4.470	22.450	7.700	291.6	23:00	1:00:08.834
11	1	4:38.094 B	39.753	1:38.871	2:19.470		4.469	32.340		243.6	23:04	1:04:46.928
91	Porsche Team Manthey 1. Patrick PILET 2. Jörg BERGMEISTER		3. Nick TANDY		Porsche 911 RSR LMGTE Pro							
1	1	4:29.740	1:01.254	1:33.566	1:54.920	3.876		20.766	8.770	285.4	22:04	4:29.740
2	1	3:59.915	38.050	1:30.400	1:51.465	3.836	4.390	20.482	9.210	295.6	22:08	8:29.655
3	1	3:56.584	37.815	1:30.249	1:48.520	3.903	4.365	20.430	6.790	295.6	22:12	12:26.239
4	1	4:06.154 B	37.399	1:29.853	1:58.902		4.389	21.724		295.6	22:16	16:32.393
5	2	10:12.629	6:46.069	1:35.583	1:50.977	3.911		20.792	7.063	291.6	22:26	26:45.022
6	2	4:19.035 B	37.629	1:33.367	2:08.039		4.429	23.446		290.0	22:31	31:04.057
7	2	24:21.791	...	1:33.488	1:52.110	3.928		21.005	7.110	291.6	22:55	55:25.848
8	2	4:02.992	38.449	1:31.041	1:53.502	3.954	4.419	20.777	9.992	291.6	22:59	59:28.840
9	2	4:13.662 B	37.783	1:31.617	2:04.262		4.423	25.913		290.0	23:03	1:03:42.502
92	Porsche Team Manthey 1. Marco HOLZER 2. Frédéric MAKOWIECKI		3. Richard LIETZ		Porsche 911 RSR LMGTE Pro							
1	2	4:20.158	56.455	1:32.397	1:51.306	3.943		20.608	7.136	288.5	22:04	4:20.158
2	2	4:14.784	37.633	1:33.405	2:03.746	3.832	4.422	22.489	8.017	221.7	22:08	8:34.942
3	2	3:55.516	37.600	1:29.593	1:48.323	3.846	4.363	20.333	6.828	295.6	22:12	12:30.458
4	2	4:09.873 B	39.876	1:31.310	1:58.687		4.389	21.146		278.8	22:16	16:40.331
5	2	11:28.894	8:07.190	1:31.698	1:50.006	3.883		20.486	7.125	289.3	22:28	28:09.225
6	2	4:22.314 B	37.383	1:29.962	2:14.969		4.390	26.327		292.4	22:32	32:31.539
7	1	22:47.440	...	1:35.561	1:54.541	3.969		23.129	7.714	271.8	22:55	55:18.979
8	1	3:58.471	37.951	1:30.910	1:49.610	3.924	4.426	20.566	6.989	293.2	22:59	59:17.450
9	1	4:10.621	38.336	1:33.966	1:58.319	3.958	4.396	27.077	7.363	231.6	23:03	1:03:28.071
10	1	8:27.369 B	39.562	1:47.172	6:00.635		4.421	50.354		175.0	23:11	1:11:55.440
95	Aston Martin Racing 1. Kristian POULSEN 2. David HEINEMEIER-HANSSON		3. Nicik THIIM		Aston Martin Vantage V8 LMGTE Am							



FIA WEC 82^e Edition des 24 Heures du Mans Qualifying Practice 1

Sector Analysis

■ Personal Best ■ Session Best B Crossing the finish line in pit lane

Lap	D	Time	Sector 1	Sector 2	Sector 3	T6	T7	Porsche	Ford	T. Spd	Hour	Elapsed
1	1	5:17.396	1:39.113	1:41.985	1:56.298	4.015		23.280	7.694	226.3	22:05	5:17.396
2	1	4:06.464	38.909	1:33.937	1:53.618	3.956	4.444	22.027	7.491	286.9	22:09	9:23.860
3	1	4:08.876	39.378	1:33.104	1:56.392	3.965	4.388	23.690	8.590	288.5	22:13	13:32.736
4	1	4:11.224	38.843	1:33.932	1:58.449	5.264	4.408	23.041	7.935	287.7	22:17	17:43.960
5	1	4:42.041 B	43.395	1:45.961	2:12.685		5.096	25.840		206.8	22:22	22:26.001
6	2	35:01.985	...	1:37.198	1:57.420	4.031		22.687	7.873	281.0	22:57	57:27.986

97 Aston Martin Racing
1. Darren TURNER 3. Bruno SENNA
2. Stefan MÜCKE
Aston Martin Vantage V8 LMGTE Pro

1	2	5:57.262	2:22.482	1:33.396	2:01.384	3.960		23.471	8.312	287.7	22:05	5:57.262
2	2	3:55.490	37.223	1:30.183	1:48.084	3.868	4.380	19.909	7.057	291.6	22:09	9:52.752
3	2	3:55.067	37.111	1:30.004	1:47.952	3.884	4.345	20.184	6.945	290.8	22:13	13:47.819
4	2	4:05.017	36.959	1:29.423	1:58.635		4.349	19.794		292.4	22:17	17:52.836
5	2	4:11.350 B	39.647	1:31.965	1:59.738		4.708	22.293		286.2	22:22	22:04.186
6	3	10:46.278 B	7:03.757	1:32.338	2:10.183			25.392		288.5	22:32	32:50.464
7	3	27:41.564	...	1:36.344	1:51.991	3.881		21.190	6.988	278.1	23:00	1:00:32.028
8	3	4:39.123 B	37.874	1:34.651	2:26.598		4.335	32.346		283.9	23:05	1:05:11.151

98 Aston Martin Racing
1. Paul DALLA LANA 3. Christoffer NYGAARD
2. Pedro LAMY
Aston Martin Vantage V8 LMGTE Am

1	1	5:07.605	1:35.108	1:38.257	1:54.240	4.016		21.493	7.834	283.2	22:05	5:07.605
2	1	4:03.468	39.503	1:32.422	1:51.543	3.936	4.451	21.104	7.233	290.0	22:09	9:11.073
3	1	4:02.417	38.117	1:32.455	1:51.845	3.979	4.429	21.365	7.199	288.5	22:13	13:13.490
4	1	4:03.470	38.339	1:32.833	1:52.298	3.957	4.452	21.316	7.496	290.0	22:17	17:16.960
5	1	4:12.437 B	39.134	1:34.906	1:58.397		4.421	21.121		266.5	22:21	21:29.397
6	3	5:34.258	2:08.812	1:32.546	1:52.900	3.955		21.514	7.738	287.7	22:27	27:03.655
7	3	4:19.574 B	38.078	1:31.274	2:10.222		4.401	22.130		289.3	22:31	31:23.229
8	3	23:53.639	...	1:34.118	1:54.631	3.936		22.787	7.605	286.2	22:55	55:16.868
9	3	4:00.017	37.965	1:31.249	1:50.803	3.889	4.386	20.686	7.428	289.3	22:59	59:16.885
10	3	4:15.447	38.243	1:34.072	2:03.132	4.184	4.363	26.711	7.883	234.2	23:03	1:03:32.332
11	3	5:09.784 B	40.516	1:48.826	2:40.442		4.463	38.327		184.3	23:08	1:08:42.116

99 Aston Martin Racing
1. Alex MacDOWALL 3. Fernando REES
2. Daryl O'YOUNG
Aston Martin Vantage V8 LMGTE Pro

1	1	4:40.032	1:04.732	1:37.985	1:57.315	3.983		22.456	8.091	280.3	22:04	4:40.032
2	1	4:02.272	38.478	1:33.237	1:50.557	3.932	4.436	20.727	7.004	282.5	22:08	8:42.304
3	1	3:59.847	38.206	1:31.383	1:50.258	3.965	4.401	20.862	7.149	290.8	22:12	12:42.151
4	1	5:02.169	37.839	1:30.829	2:53.501	4.181	4.410	22.568	8.345	290.8	22:17	17:44.320
5	1	4:13.073 B	39.088	1:32.097	2:01.888		4.473	21.634		288.5	22:21	21:57.393
6	3	6:20.717	2:54.516	1:33.714	1:52.487	3.883		21.284	7.719	287.7	22:28	28:18.110
7	3	4:30.492 B	37.388	1:31.277	2:21.827		4.377	28.742		290.8	22:32	32:48.602
8	3	22:17.701	...	1:33.334	1:51.561	3.830		20.746	7.428	265.8	22:55	55:06.303
9	3	3:57.258	37.254	1:31.462	1:48.542	3.846	4.355	19.938	6.968	290.8	22:59	59:03.561