

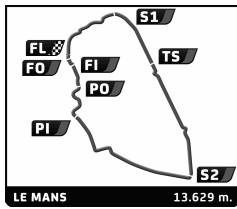
FIA WEC 82^e Edition des 24 Heures du Mans Free Practice

Sector Analysis

■ Personal Best ■ Session Best B Crossing the finish line in pit lane

Lap	D	Time	Sector 1	Sector 2	Sector 3	T6	T7	Porsche	Ford	T. Spd	Hour	Elapsed
13	2	3:33.336B	32.584	1:17.536	1:43.216		3.674	18.163		338.1	16:48	48:11.516
14	2	10:58.358	8:03.490	1:19.041	1:35.827	3.454			6.954	323.9	16:59	59:09.874
15	2	3:27.871	33.423	1:18.741	1:35.707	3.404	3.669	18.158	6.326	312.7	17:02	1:02:37.745
16	2	3:53.763B	32.854	1:18.651	2:02.258		3.623	24.456		313.6	17:06	1:06:31.508
17	3	55:10.093	...	1:23.516	1:38.214	3.379		18.239	6.680	332.9	18:01	2:01:41.601
18	3	3:30.073	33.293	1:19.873	1:36.907	3.391	3.630		6.920	314.5	18:05	2:05:11.674
19	3	3:25.363	32.812	1:18.472	1:34.079	3.438	3.606	16.657	6.320	313.6	18:08	2:08:37.037
20	3	3:28.629	34.290	1:18.777	1:35.562	3.469	3.670	16.400	7.905	312.7	18:12	2:12:05.666
21	3	3:33.249	34.599	1:18.501	1:40.149	3.432	3.642	19.151	7.588	310.0	18:15	2:15:38.915
22	3	3:25.994	32.961	1:18.893	1:34.140	3.558	3.603	16.533	6.272	308.2	18:19	2:19:04.909
23	3	3:30.645	33.350	1:19.764	1:37.531	3.389	3.636		6.384	313.6	18:22	2:22:35.554
24	3	3:25.438	32.926	1:18.196	1:34.316	3.435	3.601	16.253	7.309		18:26	2:26:00.992
25	3	3:24.291	32.684	1:18.102	1:33.505	3.531	3.603	16.364	6.352	311.8	18:29	2:29:25.283
26	3	3:31.539	33.627	1:21.558	1:36.354	3.351	3.628	17.203	7.275		18:32	2:32:56.822
27	3	3:27.432	32.348	1:19.025	1:36.059	3.458	3.599	18.160	6.488	336.0	18:36	2:36:24.254
28	3	3:25.852	34.087	1:18.715	1:33.050		3.620			315.4	18:39	2:39:50.106
29	3	3:33.604B	32.419	1:17.620	1:43.565						18:43	2:43:23.710
30	3	12:48.693	9:55.328	1:18.669	1:34.696						18:56	2:56:12.403
31	3	3:26.466	32.534	1:19.287	1:34.645						18:59	2:59:38.869
32	3	3:34.759	33.327	1:22.282	1:39.150						19:03	3:03:13.628
33	3	3:25.695	32.530	1:18.926	1:34.239						19:06	3:06:39.323
34	3	3:37.572B	32.516	1:18.508	1:46.548						19:10	3:10:16.895
35	1	4:40.800	1:43.606	1:19.959	1:37.235						19:14	3:14:57.695
36	1	3:30.324	32.899	1:19.531	1:37.894						19:18	3:18:28.019
37	1	3:26.199	32.958	1:19.004	1:34.237						19:21	3:21:54.218
38	1	3:28.997	33.940	1:19.974	1:35.083						19:25	3:25:23.215
39	1	3:25.466	32.727	1:18.589	1:34.150						19:28	3:28:48.681
40	1	3:34.624B	32.921	1:19.436	1:42.267						19:32	3:32:23.305
41	1	16:31.970	...	1:20.352	1:37.229						19:48	3:48:55.275
42	1	3:48.564B	32.767	1:24.650	1:51.147						19:52	3:52:43.839

8		Toyota Racing		3.Sébastien BUEMI		Toyota TS 040 - Hybrid LMP1						
		1.Anthony DAVIDSON										
		2.Nicolas LAPIERRE										
1	1	3:37.878	38.043	1:21.361	1:38.474	3.493			7.061	301.3	16:03	3:37.878
2	1	3:26.417	32.998	1:19.095	1:34.324	3.437	3.637	16.653	6.463	311.8	16:07	7:04.295
3	1	3:27.399	33.720	1:19.204	1:34.475	3.488	3.637		6.415	314.5	16:10	10:31.694
4	1	3:26.063	32.643	1:19.131	1:34.289		3.642	16.552			16:13	13:57.757
5	1	3:31.094	33.024	1:18.656	1:39.414		3.698				16:17	17:28.851
6	1	3:25.767	32.701	1:18.377	1:34.689	3.397	3.618	17.665	6.278		16:20	20:54.618
7	1	3:34.622B	32.366	1:18.834	1:43.422		3.623	19.010		339.1	16:24	24:29.240
8	1	10:11.013	7:13.495	1:20.347	1:37.171	3.439			6.622		16:34	34:40.253
9	1	3:25.989	32.559	1:18.340	1:35.090	3.366	3.629		6.342	301.3	16:38	38:06.242
10	1	3:25.311	32.601	1:18.502	1:34.208		3.636			318.2	16:41	41:31.553
11	1	3:28.984	33.951	1:19.369	1:35.664	3.467	3.611	18.346	6.351	321.0	16:45	45:00.537
12	1	3:28.103	33.086	1:20.179	1:34.838	3.404	3.608	17.222	6.339		16:48	48:28.640
13	1	3:27.811	33.358	1:18.209	1:36.244	3.415	3.618		6.332	320.1	16:51	51:56.451
14	1	3:27.789	32.395	1:18.049	1:37.345	3.347	3.625		6.364	317.2	16:55	55:24.240
15	1	3:23.897	32.396	1:18.078	1:33.423	3.496	3.608			318.2	16:58	58:48.137
16	1	3:23.652	32.630	1:18.070	1:32.952	3.449	3.647	16.287	6.196	318.2	17:02	1:02:11.789
17	1	3:56.000B	35.798	1:20.070	2:00.132		3.658			320.1	17:06	1:06:07.789
18	2	52:43.882	...	1:21.795	1:37.500	3.404			6.799	326.8	17:58	1:58:51.671
19	2	3:27.101	32.775	1:18.546	1:35.780	3.659	3.633	16.959	7.157	310.9	18:02	2:02:18.772
20	2	3:29.198	33.662	1:18.835	1:36.701	3.412	3.688	18.591	6.562	315.4	18:05	2:05:47.970
21	2	3:27.680	32.607	1:18.607	1:36.466	3.392	3.606		6.598	315.4	18:09	2:09:15.650
22	2	3:26.448	32.660	1:18.324	1:35.464	3.487	3.610	16.297	7.870	309.1	18:12	2:12:42.098
23	2	3:27.087	32.897	1:17.963	1:36.227		3.674		6.462		18:16	2:16:09.185
24	2	3:27.055	32.499	1:18.624	1:35.932	3.372			6.528	311.8	18:19	2:19:36.240



FIA WEC

82° Edition des 24 Heures du Mans

Free Practice

Sector Analysis

■ Personal Best ■ Session Best B Crossing the finish line in pit lane

Lap	D	Time	Sector 1	Sector 2	Sector 3	T6	T7	Porsche	Ford	T. Spd	Hour	Elapsed
25	2	3:37.046B	32.445	1:21.462	1:43.139		3.632	17.213			18:23	2:23:13.286
26	2	15:53.607	...	1:20.519	1:36.165					327.8	18:39	2:39:06.893
27	2	3:27.292	32.663	1:19.076	1:35.553		3.661			310.9	18:42	2:42:34.185
28	2	3:29.725	32.574	1:20.031	1:37.120						18:46	2:46:03.910
29	2	3:26.569	32.605	1:18.100	1:35.864						18:49	2:49:30.479
30	2	3:24.652	32.505	1:18.209	1:33.938						18:52	2:52:55.131
31	2	3:34.679B	33.223	1:18.262	1:43.194						18:56	2:56:29.810
32	3	7:02.126	4:03.956	1:19.292	1:38.878						19:03	3:03:31.936
33	3	3:30.744	32.800	1:19.513	1:38.431						19:07	3:07:02.680
34	3	3:27.266	32.565	1:18.798	1:35.903						19:10	3:10:29.946
35	3	3:27.517	32.503	1:20.236	1:34.778						19:13	3:13:57.463
36	3	3:27.457	32.765	1:18.623	1:36.069						19:17	3:17:24.920
37	3	3:31.727	33.120	1:19.398	1:39.209						19:20	3:20:56.647
38	3	3:30.375	33.070	1:18.987	1:38.318						19:24	3:24:27.022
39	3	3:26.396	32.636	1:19.293	1:34.467						19:27	3:27:53.418
40	3	3:24.673	32.561	1:18.420	1:33.692						19:31	3:31:18.091
41	3	4:02.200B	34.178	1:21.037	2:06.985						19:35	3:35:20.291
42	3	13:21.936	...	1:19.601	1:34.618						19:48	3:48:42.227
43	3	3:54.685B	32.558	1:20.228	2:01.899						19:52	3:52:36.912

12

Rebellion Racing
1. Nicolas PROST
2. Nick HEIDFELD

3. Mathias BECHE

Rebellion R-One - Toyota
LMP1

1	3	23:02.375B	...	1:28.896	1:55.871			19.672		281.7	16:23	23:02.375
2	3	19:14.757	...	1:25.869	1:44.480	3.782		18.674	7.011	307.3	16:42	42:17.132
3	3	3:40.135	35.792	1:23.710	1:40.633	3.734	3.961	18.369	6.808	322.0	16:45	45:57.267
4	3	3:35.646	34.283	1:22.300	1:39.063	3.739	3.942	17.875	6.769	322.0	16:49	49:32.913
5	3	3:36.604	34.038	1:22.317	1:40.249	3.697	3.919	18.334	6.896	322.0	16:53	53:09.517
6	3	3:35.312	33.754	1:22.153	1:39.405	3.698	3.917	17.476	6.470	314.5	16:56	56:44.829
7	3	3:42.094B	33.574	1:22.383	1:46.137		3.918	17.621		326.8	17:00	1:00:26.923
8	3	1:05:08.885	...	1:26.120	1:40.330	3.728		18.051	6.707	310.9	18:05	2:05:35.808
9	3	3:37.266	33.641	1:22.760	1:40.865	3.862	3.937	19.475	6.510	321.0	18:09	2:09:13.074
10	3	3:34.020	34.293	1:22.209	1:37.518	3.712	3.956	17.022	6.489	322.0	18:12	2:12:47.094
11	3	3:34.213	33.924	1:22.025	1:38.264	3.811	3.908	17.129	6.828	321.0	18:16	2:16:21.307
12	3	3:46.508B	36.548	1:23.332	1:46.628		3.927	17.533		319.1	18:20	2:20:07.815
13	3	19:20.674	...	1:24.211	1:40.752	3.693		18.714	6.631	316.3	18:39	2:39:28.489
14	3	3:39.679	34.244	1:21.480	1:43.955	3.647	3.920	16.736	9.591	323.9	18:43	2:43:08.168
15	3	3:31.212	33.233	1:20.862	1:37.117	3.698	3.913	16.511	6.312	322.0	18:46	2:46:39.380
16	3	3:48.592B	34.337	1:24.114	1:50.141		3.923	19.504		322.0	18:50	2:50:27.972
17	1	6:44.756	3:37.867	1:24.651	1:42.238	3.642		18.605	7.064	318.2	18:57	2:57:12.728
18	1	3:38.059	34.143	1:22.596	1:41.320	3.648	3.911	19.298	6.991	320.1	19:00	3:00:50.787
19	1	3:38.387	34.264	1:23.911	1:40.212	3.679	3.913	18.361	6.570	319.1	19:04	3:04:29.174
20	1	3:44.581	35.352	1:22.919	1:46.310	3.612	3.910	19.922	7.648	318.2	19:08	3:08:13.755
21	1	3:47.782B	35.452	1:22.316	1:50.014		3.895	20.049		321.0	19:12	3:12:01.537
22	1	14:35.304	...	1:24.303	1:40.036	3.710		17.855	6.748	316.3	19:26	3:26:36.841
23	1	3:40.166	35.882	1:24.478	1:39.806	3.698		17.347	6.644	315.4	19:30	3:30:17.007
24	1	3:52.483B	33.534	1:22.092	1:56.857			22.194		319.1	19:34	3:34:09.490
25	2	16:06.559B	...	1:35.737	2:03.418			23.334		284.7	19:50	3:50:16.049

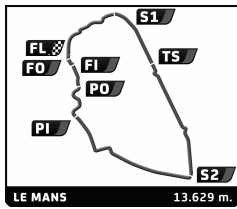
13

Rebellion Racing
1. Dominik KRAIHAMER
2. Andrea BELICCHI

3. Fabio LEIMER

Rebellion R-One - Toyota
LMP1

1	1	17:22.316B	...	1:31.572	2:02.879			22.891		219.0	16:17	17:22.316
2	1	16:11.793	...	1:28.753	1:43.472	3.671		18.545	7.389	249.8	16:33	33:34.109
3	1	3:40.303	34.967	1:23.419	1:41.917	3.995	3.944	17.879	6.919	324.9	16:37	37:14.412
4	1	4:47.558B	34.791	1:28.413	2:44.354		3.982	31.813		324.9	16:42	42:01.970
5	1	19:04.374	...	1:25.666	1:41.649	3.728		18.137	7.113	320.1	17:01	1:01:06.344
6	1	3:36.345	33.870	1:21.990	1:40.485	3.692	3.932	18.141	6.745	326.8	17:04	1:04:42.689
7	1	5:06.061B	34.089	1:44.252	2:47.720		3.920	35.167		218.1	17:09	1:09:48.750



FIA WEC

82° Edition des 24 Heures du Mans

Free Practice

Sector Analysis

■ Personal Best ■ Session Best B Crossing the finish line in pit lane

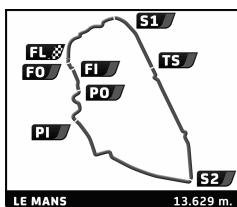
Lap	D	Time	Sector 1	Sector 2	Sector 3	T6	T7	Porsche	Ford	T. Spd	Hour	Elapsed
8	2	1:45:58.721	...	1:25.999	1:43.288	3.728		19.604	7.239	303.9	18:55	2:55:47.471
9	2	3:39.872	34.550	1:23.422	1:41.900	3.721	3.943	19.372	6.973	325.8	18:59	2:59:27.343
10	2	3:54.592 B	35.214	1:24.137	1:55.241		3.924	21.115		290.8	19:03	3:03:21.935
11	2	31:10.836 B	...	1:27.187	1:55.928			21.505		272.5	19:34	3:34:32.771
12	2	17:05.612 B	...	1:26.876	2:05.454			22.985		323.9	19:51	3:51:38.383

14	Porsche Team			Porsche 919 Hybrid
	1.Romain DUMAS	3.Marc LIEB		LMP1
	2.Neel JANI			

1	3	4:09.719	58.958	1:27.449	1:43.312	3.588		19.722	7.237	274.6	16:04	4:09.719
2	3	3:36.195	34.826	1:22.114	1:39.255	3.676	3.756	18.250	6.975	298.0	16:07	7:45.914
3	3	3:33.290	34.499	1:21.190	1:37.601	3.536	3.839	17.825	6.811	303.9	16:11	11:19.204
4	3	3:32.675	34.345	1:20.863	1:37.467	3.521	3.783	17.494	6.818	308.2	16:14	14:51.879
5	3	3:41.788 B	33.912	1:19.239	1:48.637		3.786	17.550		312.7	16:18	18:33.667
6	3	16:47.322	...	1:20.424	1:38.948	3.466		18.736	6.938	327.8	16:35	35:20.989
7	3	3:32.808	34.581	1:21.407	1:36.820	3.459	3.715	17.483	6.661	315.4	16:38	38:53.797
8	3	3:30.391	33.793	1:18.853	1:37.745	4.491	3.849	17.786	6.935	309.1	16:42	42:24.188
9	3	3:31.929	34.398	1:19.813	1:37.718	3.477	3.958	17.651	6.874	310.0	16:45	45:56.117
10	3	3:38.584 B	33.831	1:19.439	1:45.314		3.743	18.465		307.3	16:49	49:34.701
11	3	4:23.792	1:26.709	1:19.710	1:37.373	3.475		17.575	6.691	314.5	16:53	53:58.493
12	3	3:31.041	33.706	1:20.341	1:36.994	3.439	3.727	17.680	6.776	308.2	16:57	57:29.534
13	3	3:30.735	34.634	1:19.491	1:36.610	3.453	3.742	17.500	6.597	309.1	17:01	1:01:00.269
14	3	3:29.631	33.818	1:19.492	1:36.321	3.447	3.739	17.400	6.564	309.1	17:04	1:04:29.900
15	3	5:14.872 B	33.815	1:29.922	3:11.135		3.735	45.808		278.8	17:09	1:09:44.772
16	1	48:57.366	...	1:21.403	1:38.581	3.412		17.953	7.010	326.8	17:58	1:58:42.138
17	1	3:32.771	33.680	1:19.120	1:39.971	3.750	3.680	19.105	7.865	310.9	18:02	2:02:14.909
18	1	3:31.490	34.018	1:18.603	1:38.869	3.484	4.032	19.493	6.938	321.0	18:05	2:05:46.399
19	1	3:29.799	33.453	1:18.900	1:37.446	3.550	3.789	18.040	6.689	320.1	18:09	2:09:16.198
20	1	3:35.185	34.649	1:20.511	1:40.025	3.433	3.809	17.551	8.196	303.9	18:12	2:12:51.383
21	1	3:28.614	33.370	1:18.956	1:36.288	3.785	3.792	16.958	7.139	322.0	18:16	2:16:19.997
22	1	3:41.488 B	34.858	1:19.557	1:47.073		3.817	20.793		314.5	18:20	2:20:01.485
23	1	4:47.768	1:43.504	1:24.784	1:39.480	3.446		18.886	6.679	216.8	18:24	2:24:49.253
24	1	3:35.370	38.464	1:20.288	1:36.618	3.506	3.647	17.455	6.709	328.8	18:28	2:28:24.623
25	1	3:29.460	33.536	1:20.172	1:35.752	3.515	3.795	17.309	6.446	320.1	18:31	2:31:54.083
26	1	3:30.655	33.617	1:19.328	1:37.710	3.517	3.746	18.454	6.553	316.3	18:35	2:35:24.738
27	1	3:32.252	34.611	1:19.221	1:38.420	3.525	3.744	17.609	7.732	304.7	18:38	2:38:56.990
28	1	3:31.335	33.479	1:18.772	1:39.084	3.504	3.747	17.735	6.533	317.2	18:42	2:42:28.325
29	1	3:41.146 B	33.694	1:20.395	1:47.057		3.791	20.120		320.1	18:46	2:46:09.471
30	2	4:54.250	1:52.677	1:21.633	1:39.940	3.403		19.713	7.065	277.4	18:51	2:51:03.721
31	2	3:35.897	33.637	1:23.260	1:39.000	3.484	3.690	17.592	6.652	313.6	18:54	2:54:39.618
32	2	3:36.884	36.102	1:19.207	1:41.575	3.457	3.880	20.435	6.846	329.8	18:58	2:58:16.502
33	2	3:28.581	33.641	1:18.862	1:36.078	3.473	3.855	17.366	6.562	315.4	19:01	3:01:45.083
34	2	3:31.682	35.476	1:19.266	1:36.940	3.410	3.763	17.445	7.084	321.0	19:05	3:05:16.765
35	2	3:32.203	33.415	1:20.060	1:38.728	3.414	3.761	19.615	6.668	317.2	19:08	3:08:48.968
36	2	3:35.697 B	33.492	1:18.505	1:43.700		3.771	17.346		312.7	19:12	3:12:24.665
37	2	8:10.612	5:13.166	1:19.822	1:37.624	3.484		17.522	6.363	332.9	19:20	3:20:35.277
38	2	3:31.725	34.262	1:20.434	1:37.029	3.645	3.706	17.368	7.115	326.8	19:24	3:24:07.002
39	2	3:27.374	33.550	1:18.573	1:35.251	3.397		17.038	6.471	318.2	19:27	3:27:34.376
40	2	3:30.131	33.388	1:18.887	1:37.856	3.427		19.840	6.535	322.0	19:31	3:31:04.507
41	2	4:06.413 B	33.302	1:21.144	2:11.967			25.345		266.5	19:35	3:35:10.920
42	2	14:02.248	...	1:22.572	1:40.406	3.363		18.000	7.080	328.8	19:49	3:49:13.168
43	2	4:25.516 B	35.725	1:42.707	2:07.084		3.679	22.416		225.8	19:53	3:53:38.684

20	Porsche Team			Porsche 919 Hybrid
	1.Timo BERNHARD	3.Brendon HARTLEY		LMP1
	2.Mark WEBBER			

1	2	3:53.192	46.479	1:23.721	1:42.992	3.574		19.302	7.431	305.6	16:03	3:53.192
2	2	3:33.946	34.451	1:21.339	1:38.156	3.552	3.741	18.126	7.012	303.9	16:07	7:27.138
3	2	3:34.335	33.924	1:19.772	1:40.639	3.534	3.754	19.229	6.858	311.8	16:11	11:01.473



FIA WEC 82^e Edition des 24 Heures du Mans Free Practice

Sector Analysis

■ Personal Best ■ Session Best B Crossing the finish line in pit lane

Lap	D	Time	Sector 1	Sector 2	Sector 3	T6	T7	Porsche	Ford	T. Spd	Hour	Elapsed
4	2	3:30.764	33.695	1:21.043	1:36.026	3.417	3.789	17.406	6.765	317.2	16:14	14:32.237
5	2	3:36.715B	33.862	1:19.103	1:43.750		3.710	17.563		313.6	16:18	18:08.952
6	2	25:55.156	...	1:20.682	1:37.588	3.433		18.049	6.533	319.1	16:44	44:04.108
7	2	3:29.477	33.985	1:18.942	1:36.550	3.369	3.699	17.552	7.026	303.9	16:47	47:33.585
8	2	3:30.111	33.609	1:20.862	1:35.640	3.639	3.705	16.949	6.700	322.0	16:51	51:03.696
9	2	3:27.170	33.390	1:18.787	1:34.993	3.421	3.750	16.954	6.502	316.3	16:54	54:30.866
10	2	3:41.253B	33.141	1:21.056	1:47.056		3.709	17.563		320.1	16:58	58:12.119
11	1	1:00:32.162	...	1:21.098	1:38.196					328.8	17:58	1:58:44.281
12	1	3:31.345	33.532	1:19.159	1:38.654		3.699			312.7	18:02	2:02:15.626
13	1	3:39.446B	33.826	1:19.751	1:45.869		3.736	19.660		320.1	18:05	2:05:55.072
14	1	8:33.448	5:35.202	1:20.078	1:38.168					332.9	18:14	2:14:28.520
15	1	3:30.508	34.285	1:19.352	1:36.871		3.696			324.9	18:17	2:17:59.028
16	1	3:28.264	33.172	1:18.951	1:36.141					314.5	18:21	2:21:27.292
17	1	3:31.258	33.449	1:20.680	1:37.129					273.2	18:24	2:24:58.550
18	1	3:39.520	37.059	1:23.178	1:39.283			19.064			18:28	2:28:38.070
19	1	3:28.383	33.217	1:18.995	1:36.171		3.733			312.7	18:32	2:32:06.453
20	1	3:44.561B	34.391	1:19.354	1:50.816						18:35	2:35:51.014
21	1	6:45.932	3:51.451	1:18.809	1:35.672						18:42	2:42:36.946
22	1	3:29.325	34.364	1:19.322	1:35.639						18:46	2:46:06.271
23	1	3:26.976	33.900	1:18.456	1:34.620						18:49	2:49:33.247
24	1	3:26.705	33.616	1:18.414	1:34.675						18:52	2:52:59.952
25	1	3:30.332	33.358	1:18.724	1:38.250						18:56	2:56:30.284
26	1	3:26.602	33.292	1:18.304	1:35.006						18:59	2:59:56.886
27	1	3:43.406B	33.619	1:19.284	1:50.503						19:03	3:03:40.292
28	3	7:58.923	4:52.101	1:23.285	1:43.537						19:11	3:11:39.215
29	3	3:31.113	33.958	1:19.951	1:37.204						19:15	3:15:10.328
30	3	3:29.676	34.498	1:18.888	1:36.290						19:18	3:18:40.004
31	3	3:28.740	33.723	1:19.509	1:35.508						19:22	3:22:08.744
32	3	3:27.446	33.441	1:18.626	1:35.379						19:25	3:25:36.190
33	3	3:27.996	33.684	1:19.590	1:34.722						19:29	3:29:04.186
34	3	3:37.729B	34.463	1:18.266	1:45.000						19:32	3:32:41.915
35	3	16:38.138B	...	1:21.221	1:47.749						19:49	3:49:20.053

24

Sebastien Loeb Racing

1. René RAST

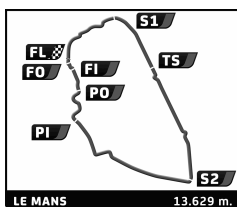
2. Jan CHAROUZ

3. Vincent CAPILLAIRE

Oreca 03R - Nissan

LMP2

1	3	7:09.526B	3:26.232	1:41.110	2:02.184			23.172		209.2	16:07	7:09.526
2	3	9:32.525	6:13.056	1:31.390	1:48.079	3.816		20.070	7.393	254.5	16:16	16:42.051
3	3	3:50.286	36.527	1:27.914	1:45.845	3.704	4.167	19.616	7.101	297.2	16:20	20:32.337
4	3	3:48.060	35.880	1:26.556	1:45.624	3.712	4.137	19.305	6.896	301.3	16:24	24:20.397
5	3	3:47.796	35.901	1:27.325	1:44.570	3.759	4.119	18.926	6.918	298.0	16:28	28:08.193
6	3	3:57.413B	35.374	1:26.690	1:55.349		4.151	19.425		298.8	16:32	32:05.606
7	1	19:46.069	...	1:30.398	1:46.201	3.688		19.137	7.215	266.5	16:51	51:51.675
8	1	3:46.119	35.611	1:26.956	1:43.552	3.792	4.132	18.537	6.739	305.6	16:55	55:37.794
9	1	3:45.016	35.163	1:26.718	1:43.135	3.687	4.157	18.186	6.720	301.3	16:59	59:22.810
10	1	3:46.872	35.032	1:28.109	1:43.731	3.708	4.135	18.602	6.907	301.3	17:03	1:03:09.682
11	1	4:30.960B	35.163	1:26.505	2:29.292		4.139	41.507		298.8	17:07	1:07:40.642
12	1	52:05.619	...	1:29.782	1:47.544	3.708		19.017	7.879	267.1	17:59	1:59:46.261
13	1	3:47.376	35.726	1:26.552	1:45.098	3.754	4.109	19.074	6.667	303.0	18:03	2:03:33.637
14	1	3:46.181	35.305	1:27.227	1:43.649	3.691	4.127	18.114	6.716	299.7	18:07	2:07:19.818
15	1	3:42.630	34.697	1:25.921	1:42.012	3.764	4.119	17.784	6.764	298.0	18:11	2:11:02.448
16	1	3:50.018B	34.785	1:26.121	1:49.112		4.130	17.672		298.0	18:14	2:14:52.466
17	3	19:02.141	...	1:29.120	1:45.567	3.784		19.148	7.029	293.2	18:33	2:33:54.607
18	3	3:47.071	35.400	1:27.073	1:44.598	3.758	4.181	18.597	6.966	296.4	18:37	2:37:41.678
19	3	3:52.463	35.699	1:30.130	1:46.634	3.783	4.148	19.147	6.911	300.5	18:41	2:41:34.141
20	3	3:46.144	35.383	1:26.530	1:44.231	3.801	4.160	18.763	6.923	298.0	18:45	2:45:20.285
21	3	3:52.078B	35.060	1:26.348	1:50.670		4.157	18.172		299.7	18:49	2:49:12.363
22	2	10:38.760	7:24.409	1:29.228	1:45.123	3.768		18.563	7.052	296.4	18:59	2:59:51.123



FIA WEC 82^e Edition des 24 Heures du Mans Free Practice

Sector Analysis

■ Personal Best ■ Session Best B Crossing the finish line in pit lane

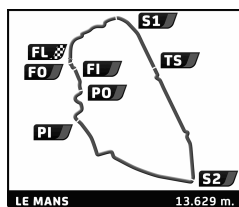
Lap	D	Time	Sector 1	Sector 2	Sector 3	T6	T7	Porsche	Ford	T. Spd	Hour	Elapsed
19	1	3:57.931 B	36.074	1:27.996	1:53.861		4.202	19.856		300.5	18:19	2:19:08.104
20	1	9:44.840	6:27.196	1:31.122	1:46.522	3.859		18.735	7.134	301.3	18:28	2:28:52.944
21	1	3:47.286	35.660	1:27.924	1:43.702	3.835	4.195	18.175	6.766	299.7	18:32	2:32:40.230
22	1	3:55.978 B	35.975	1:27.359	1:52.644		4.203	20.124		299.7	18:36	2:36:36.208
23	1	5:59.205	2:43.454	1:27.897	1:47.854	3.813		18.177	7.044	297.2	18:42	2:42:35.413
24	1	3:51.302	36.989	1:27.322	1:46.991	3.777	4.169	21.456	7.016	303.0	18:46	2:46:26.715
25	1	3:45.804	35.453	1:27.190	1:43.161	3.762	4.153	18.134	7.172	301.3	18:50	2:50:12.519
26	1	3:44.856	35.034	1:26.954	1:42.868	3.679	4.191	17.940	6.956	302.2	18:53	2:53:57.375
27	1	3:46.056	35.393	1:27.429	1:43.234	3.754	4.122	18.073	7.027	301.3	18:57	2:57:43.431
28	1	3:47.085	35.288	1:27.883	1:43.914	3.731	4.152	18.288	7.026	300.5	19:01	3:01:30.516
29	1	3:52.546 B	35.165	1:26.915	1:50.466		4.143	18.652		303.0	19:05	3:05:23.062
30	3	10:04.671	6:46.162	1:29.144	1:49.365	3.828		20.237	7.593	300.5	19:15	3:15:27.733
31	3	3:57.479	35.877	1:27.281	1:54.321	3.735	4.168	21.521	7.377	302.2	19:19	3:19:25.212
32	3	3:47.900	35.806	1:27.374	1:44.720	3.925	4.143	18.643	7.491	299.7	19:23	3:23:13.112
33	3	3:48.310	36.992	1:27.358	1:43.960	3.783	4.175	18.444	6.967	305.6	19:27	3:27:01.422
34	3	3:56.281 B	36.408	1:26.837	1:53.036			18.600		305.6	19:30	3:30:57.703
35	3	18:17.551	...	1:31.304	1:46.708	3.816		19.347	7.112	301.3	19:49	3:49:15.254
36	3	4:40.765 B	39.316	1:44.030	2:17.419		4.151	23.868		218.1	19:53	3:53:56.019

29 Pegasus Racing
 1. Julien SCHELL
 2. Nicolas LEUTWILLER
 3. Léo ROUSSEL
 Morgan - Nissan
 LMP2

1	1	8:48.719	5:23.574	1:33.235	1:51.910	3.934		21.167	8.238	269.1	16:08	8:48.719
2	1	3:58.010	37.357	1:29.973	1:50.680	3.946	4.265	20.100	7.579	290.8	16:12	12:46.729
3	1	3:56.460	36.598	1:31.111	1:48.751	3.818	4.249	20.365	7.439	252.8	16:16	16:43.189
4	1	4:00.310 B	36.132	1:28.504	1:55.674		4.207	20.481		294.8	16:20	20:43.499
5	2	12:36.498	9:19.185	1:30.725	1:46.588	3.798		19.357	7.224	292.4	16:33	33:19.997
6	2	3:51.340	36.497	1:28.796	1:46.047	3.786	4.200	19.032	7.525	298.8	16:37	37:11.337
7	2	3:52.844	36.591	1:29.193	1:47.060	3.931	4.194	20.246	7.126	298.8	16:41	41:04.181
8	2	3:52.290	37.771	1:28.537	1:45.982	3.948	4.231	19.505	6.933	298.0	16:44	44:56.471
9	2	3:57.651 B	36.101	1:27.873	1:53.677		4.227	19.204			16:48	48:54.122
10	3	9:15.001	5:59.297	1:28.646	1:47.058	3.733		20.220	7.065	298.0	16:58	58:09.123
11	3	3:47.098	35.363	1:26.682	1:45.053	3.740	4.176	19.094	6.962	297.2	17:01	1:01:56.221
12	3	4:08.586 B	35.031	1:26.576	2:06.979		4.168	25.395		296.4	17:06	1:06:04.807
13	3	53:38.481	...	1:31.571	1:49.951	3.730		22.949	7.041	289.3	17:59	1:59:43.288
14	3	3:47.926	35.582	1:28.362	1:43.982	3.760	4.168	18.376	7.080	297.2	18:03	2:03:31.214
15	3	3:49.456	36.490	1:27.898	1:45.068	3.726	4.165	18.296	6.856	297.2	18:07	2:07:20.670
16	3	3:44.799	34.993	1:26.782	1:43.024	3.775	4.160	18.511	6.714	295.6	18:11	2:11:05.469
17	3	3:53.680 B	35.470	1:26.895	1:51.315		4.157	18.016		294.8	18:14	2:14:59.149
18	1	39:51.065	...	1:30.927	1:48.972	3.750		21.025	7.394	293.2	18:54	2:54:50.214
19	1	3:48.452	35.691	1:27.607	1:45.154	3.689	4.215	19.114	7.078	298.0	18:58	2:58:38.666
20	1	3:48.837	35.307	1:27.303	1:46.227	3.753	4.171	19.693	7.208	297.2	19:02	3:02:27.503
21	1	3:53.548	37.549	1:27.909	1:48.090	3.813	4.179	19.517	6.830	294.0	19:06	3:06:21.051
22	1	3:59.271 B	35.487	1:27.186	1:56.598		4.195	21.306		297.2	19:10	3:10:20.322
23	2	6:53.475	3:35.173	1:29.486	1:48.816	3.740		20.308	7.657	294.8	19:17	3:17:13.797
24	2	3:52.854	35.556	1:27.715	1:49.583	3.823	4.181	22.638	7.217	298.0	19:21	3:21:06.651
25	2	3:47.148	35.639	1:26.849	1:44.660	3.798	4.205	19.163	7.038	297.2	19:24	3:24:53.799
26	2	3:46.392	35.348	1:27.100	1:43.944	3.743		18.382	7.040		19:28	3:28:40.191
27	2	3:54.907 B	35.420	1:26.703	1:52.784			19.669		298.0	19:32	3:32:35.098
28	3	16:37.896	...	1:28.779	1:44.301	3.688		17.672	7.668	294.8	19:49	3:49:12.994
29	3	4:27.977 B	36.115	1:43.604	2:08.258		4.179	23.602		214.2	19:53	3:53:40.971

33 OAK Racing - Team Asia
 1. David CHENG
 2. Ho-Pin TUNG
 3. Adderly FONG
 Ligier JS P2 - HPD
 LMP2

1	2	4:45.772 B	1:10.159	1:33.363	2:02.250			22.603		271.1	16:04	4:45.772
2	2	14:59.936	...	1:29.493	1:48.024	3.798		19.995	7.255	294.8	16:19	19:45.708
3	2	3:46.871	35.297	1:28.084	1:43.490	3.784	4.221	17.962	6.851	298.0	16:23	23:32.579
4	2	3:45.225	35.381	1:26.849	1:42.995	3.971	4.186	17.855	6.594	300.5	16:27	27:17.804



FIA WEC 82^e Edition des 24 Heures du Mans Free Practice Sector Analysis

■ Personal Best ■ Session Best B Crossing the finish line in pit lane

Lap	D	Time	Sector 1	Sector 2	Sector 3	T6	T7	Porsche	Ford	T. Spd	Hour	Elapsed
5	2	4:04.640B	36.621	1:32.711	1:55.308		4.248	20.893		300.5	16:31	31:22.444
6	2	18:23.388	...	1:31.430	1:47.834	3.757		19.142	7.292	293.2	16:49	49:45.832
7	2	3:46.193	35.538	1:26.898	1:43.757	3.851	4.180	18.073	6.741	298.0	16:53	53:32.025
8	2	3:49.035	35.195	1:27.404	1:46.436	3.846	4.205	20.232	6.898	299.7	16:57	57:21.060
9	2	3:57.960B	35.708	1:27.885	1:54.367		4.207	19.337		298.0	17:01	1:01:19.020
10	1	58:09.611	...	1:32.605	1:52.810	3.980		21.191	7.818	292.4	17:59	1:59:28.631
11	1	3:58.783	37.826	1:30.404	1:50.553	3.983	4.246	20.384	8.509	296.4	18:03	2:03:27.414
12	1	3:57.361	36.886	1:30.207	1:50.268	4.020	4.253	20.060	7.633	294.0	18:07	2:07:24.775
13	1	3:54.837	36.384	1:29.658	1:48.795	3.894	4.266	20.006	7.482	294.8	18:11	2:11:19.612
14	1	3:58.036	37.257	1:31.788	1:48.991	3.954	4.214	19.526	7.422	294.0	18:15	2:15:17.648
15	1	3:56.583	37.299	1:30.402	1:48.882	4.064	4.227	20.122	7.565	294.8	18:19	2:19:14.231
16	1	3:57.591	37.734	1:31.879	1:47.978	3.930	4.270	19.590	7.647	234.7	18:23	2:23:11.822
17	1	3:59.080	36.639	1:31.815	1:50.626	3.991	4.217	21.603	7.656	299.7	18:27	2:27:10.902
18	1	3:53.936	36.569	1:28.658	1:48.709	3.975	4.230	19.860	7.755	300.5	18:31	2:31:04.838
19	1	3:57.977	36.735	1:28.996	1:52.246	3.995	4.225	20.285	7.334	296.4	18:35	2:35:02.815
20	1	4:01.489B	36.336	1:29.278	1:55.875		4.233	19.894		296.4	18:39	2:39:04.304
21	3	16:58.962	...	1:33.522	1:46.729	3.910		19.193	7.127	221.2	18:56	2:56:03.266
22	3	3:49.766	36.782	1:28.196	1:44.788	3.861	4.233	18.761	6.977	297.2	18:59	2:59:53.032
23	3	3:51.275	35.666	1:27.385	1:48.224	3.745	4.212	19.808	8.278	302.2	19:03	3:03:44.307
24	3	3:53.116	36.740	1:29.620	1:46.756	3.868	4.179	19.651	7.279	298.0	19:07	3:07:37.423
25	3	3:51.258	37.882	1:27.446	1:45.930	3.842	4.187	19.193	6.869	299.7	19:11	3:11:28.681
26	3	3:48.082	35.488	1:26.714	1:45.880	3.836	4.203	19.807	6.936	304.7	19:15	3:15:16.763
27	3	3:46.083	35.656	1:26.551	1:43.876	3.835	4.201	18.446	6.910	301.3	19:19	3:19:02.846
28	3	3:48.035	35.442	1:27.389	1:45.204	3.748	4.194	19.637	7.002	300.5	19:22	3:22:50.881
29	3	3:44.739	35.190	1:26.514	1:43.035	3.743	4.162	18.163	6.966	303.0	19:26	3:26:35.620
30	3	3:56.724B	36.759	1:27.270	1:52.695			19.447		300.5	19:30	3:30:32.344
31	2	18:39.309	...	1:29.735	1:56.123	3.777		18.902	6.890	294.8	19:49	3:49:11.653
32	2	4:25.341B	36.880	1:41.871	2:06.590		4.186	21.950		238.3	19:53	3:53:36.994

34

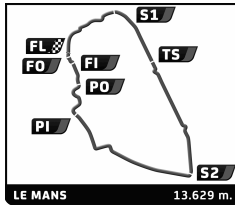
Race Performance

1. Michel FREY
2. Franck MAILLEUX

3. Jon LANCASTER

Oreca 03R - Judd
LMP2

1	2	12:23.757	9:05.453	1:32.455	1:45.849	3.750		18.868	7.250	236.2	16:12	12:23.757
2	2	3:48.353	35.527	1:26.855	1:45.971	3.702	4.140	21.661	6.737	301.3	16:16	16:12.110
3	2	3:44.021	35.513	1:25.886	1:42.622	3.788	4.117	18.868	6.735	300.5	16:19	19:56.131
4	2	4:05.252B	35.612	1:26.830	2:02.810		4.132	20.188		303.0	16:24	24:01.383
5	3	15:19.213	...	1:30.078	1:47.712	3.805		19.298	7.343	301.3	16:39	39:20.596
6	3	3:47.157	35.817	1:27.080	1:44.260	3.754	4.153	19.239	6.924	303.0	16:43	43:07.753
7	3	3:44.037	34.910	1:26.077	1:43.050	3.744	4.144	18.158	6.985	304.7	16:46	46:51.790
8	3	3:43.080	34.879	1:25.876	1:42.325	3.769	4.145	17.926	6.905	302.2	16:50	50:34.870
9	3	3:45.281	35.630	1:26.599	1:43.052	3.778	4.124	18.047	7.024	303.0	16:54	54:20.151
10	3	3:50.110	35.204	1:25.924	1:48.982	3.744	4.130	20.454	7.198	304.7	16:58	58:10.261
11	3	3:47.298	35.030	1:26.575	1:45.693	3.770	4.128	19.225	7.561	303.0	17:01	1:01:57.559
12	3	4:08.344B	35.032	1:25.845	2:07.467		4.131	26.208		303.9	17:06	1:06:05.903
13	1	53:05.622	...	1:31.917	1:46.351	3.758		19.294	7.075	240.9	17:59	1:59:11.525
14	1	3:44.959	35.657	1:26.293	1:43.009	3.801	4.157	18.030	6.888	300.5	18:02	2:02:56.484
15	1	3:45.652	35.491	1:25.949	1:44.212	3.751	4.181	19.775	6.741	300.5	18:06	2:06:42.136
16	1	3:44.091	35.385	1:26.046	1:42.660	3.777	4.156	18.247	6.813	300.5	18:10	2:10:26.227
17	1	3:47.828	35.291	1:26.927	1:45.610	3.849	4.159	18.792	7.502	303.0	18:14	2:14:14.055
18	1	3:44.641	35.566	1:26.559	1:42.516	3.830	4.168	17.932	6.844	302.2	18:17	2:17:58.696
19	1	4:06.244B	35.257	1:26.391	2:04.596		4.165	21.309		302.2	18:22	2:22:04.940
20	1	14:51.835	...	1:28.624	1:46.598	3.827		19.971	7.909	295.6	18:36	2:36:56.775
21	1	3:45.787	35.845	1:26.705	1:43.237	3.799	4.187	18.155	6.866	298.0	18:40	2:40:42.562
22	1	3:45.605	35.524	1:25.778	1:44.303	3.779	4.164	18.789	7.145	302.2	18:44	2:44:28.167
23	1	3:49.795	35.451	1:26.333	1:48.011	3.827	4.148	20.018	7.468	300.5	18:48	2:48:17.962
24	1	3:45.733	35.250	1:26.554	1:43.929	3.849	4.172	18.380	6.865	299.7	18:52	2:52:03.695
25	1	3:54.424B	36.450	1:26.641	1:51.333		4.170	18.901		301.3	18:55	2:55:58.119
26	2	16:17.727B	...	1:28.846	1:51.388			19.347		286.2	19:12	3:12:15.846



FIA WEC

82^e Edition des 24 Heures du Mans

Free Practice

Sector Analysis

■ Personal Best ■ Session Best B Crossing the finish line in pit lane

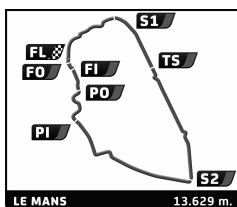
Lap	D	Time	Sector 1	Sector 2	Sector 3	T6	T7	Porsche	Ford	T. Spd	Hour	Elapsed
27	2	17:42.035	...	1:26.659	1:40.850	3.671		17.605	6.765	299.7	19:29	3:29:57.881
28	2	4:01.497 B	34.572	1:25.096	2:01.829			22.706		304.7	19:33	3:33:59.378
29	2	14:57.019	...	1:27.481	1:41.825	3.688		18.051	6.727	298.8	19:48	3:48:56.397
30	2	4:05.356 B	34.818	1:35.516	1:55.022		4.116	20.969		237.8	19:53	3:53:01.753

35 **OAK Racing** Ligier - Nissan
 1. Alex BRUNDLE LMP2
 2. Jann MARDENBOROUGH
 3. Mark SHULZHITSKIY

1	2	6:39.141 B	3:06.964	1:33.482	1:58.695			20.376		278.1	16:06	6:39.141
2	2	9:02.257	5:48.515	1:28.061	1:45.681	3.794		18.830	6.917	292.4	16:15	15:41.398
3	2	4:00.942 B	35.092	1:29.931	1:55.919		4.195	20.069		289.3	16:19	19:42.340
4	2	9:47.150	6:38.138	1:27.383	1:41.629	3.785		17.113	6.706	298.0	16:29	29:29.490
5	2	3:42.277	34.978	1:25.752	1:41.547	3.786	4.185	17.538	6.818	300.5	16:33	33:11.767
6	2	3:40.611	34.733	1:24.976	1:40.902	3.807	4.193	16.834	6.869	302.2	16:36	36:52.378
7	2	3:49.291 B	36.094	1:25.476	1:47.721		4.166	16.741		300.5	16:40	40:41.669
8	2	1:20:04.750	...	1:29.932	1:43.564	3.796		17.604	6.955	294.8	18:00	2:00:46.419
9	2	3:42.465	35.113	1:26.173	1:41.179	3.778	4.203	16.933	6.768	296.4	18:04	2:04:28.884
10	2	3:41.975	35.066	1:25.522	1:41.387	3.876	4.177	16.843	6.716	298.8	18:08	2:08:10.859
11	2	3:55.106 B	34.763	1:25.184	1:55.159		4.208	22.065		299.7	18:12	2:12:05.965
12	3	7:09.742	3:54.821	1:29.154	1:45.767	3.772		18.458	7.204	295.6	18:19	2:19:15.707
13	3	3:51.300	36.514	1:30.289	1:44.497	3.862	4.174	17.700	7.181	290.0	18:23	2:23:07.007
14	3	3:52.223	36.016	1:29.842	1:46.365	3.841	4.178	19.678	7.098	292.4	18:26	2:26:59.230
15	3	3:46.659	35.596	1:27.103	1:43.960	3.873	4.175	17.492	7.434	297.2	18:30	2:30:45.889
16	3	4:01.378 B	35.649	1:27.765	1:57.964		4.182	20.694		299.7	18:34	2:34:47.267
17	3	15:37.954	...	1:30.448	1:44.142	3.857		17.646	7.078	292.4	18:50	2:50:25.221
18	3	3:46.901	36.149	1:27.231	1:43.521	3.859	4.212	17.731	7.098	296.4	18:54	2:54:12.122
19	3	3:45.118	35.438	1:27.091	1:42.589	3.939	4.206	17.344	6.789	298.8	18:57	2:57:57.240
20	3	3:44.429	35.237	1:26.600	1:42.592	3.842	4.226	17.263	7.048	297.2	19:01	3:01:41.669
21	3	3:45.441	35.253	1:27.035	1:43.153	3.855	4.191	18.031	6.943	296.4	19:05	3:05:27.110
22	3	3:44.727	35.452	1:26.209	1:43.066	3.875	4.192	17.311	7.190	299.7	19:09	3:09:11.837
23	3	3:46.511	36.764	1:26.792	1:42.955	3.901	4.169	17.750	6.962	299.7	19:12	3:12:58.348
24	3	3:45.239	35.337	1:26.175	1:43.727	3.858	4.200	18.779	6.837	300.5	19:16	3:16:43.587
25	3	3:45.550	35.442	1:26.152	1:43.956	3.816	4.174	17.337	7.766	298.8	19:20	3:20:29.137
26	3	3:49.008	37.281	1:28.273	1:43.454	3.924	4.148	17.741	7.061	297.2	19:24	3:24:18.145
27	3	3:42.972	35.304	1:26.269	1:41.399	3.957		16.959	6.741	300.5	19:28	3:28:01.117

36 **Signatech Alpine** Alpine A450b - Nissan
 1. Paul-Loup CHATIN LMP2
 2. Nelson PANCIATICI
 3. Oliver WEBB

1	1	17:41.830	...	1:31.295	1:47.712	3.687		19.745	7.118	288.5	16:17	17:41.830
2	1	3:49.898	35.653	1:26.925	1:47.320	3.754	4.141	21.501	6.995	299.7	16:21	21:31.728
3	1	3:46.202	34.888	1:28.740	1:42.574	3.794	4.150	18.031	6.700	298.8	16:25	25:17.930
4	1	3:43.210	35.015	1:25.849	1:42.346	3.741	4.148	17.952	6.652	298.8	16:29	29:01.140
5	1	3:46.369	35.187	1:27.369	1:43.813	3.706	4.139	18.269	6.895	303.0	16:32	32:47.509
6	1	3:42.807	34.951	1:25.988	1:41.868	3.734	4.136	17.594	6.742	301.3	16:36	36:30.316
7	1	3:44.962	34.941	1:27.328	1:42.693	3.703	4.132	18.033	6.819	303.0	16:40	40:15.278
8	1	3:51.119 B	35.121	1:26.166	1:49.832		4.121	17.984		304.7	16:44	44:06.397
9	1	17:59.440	...	1:29.503	1:44.655	3.680		19.173	7.141	236.7	17:02	1:02:05.837
10	1	4:11.496 B	35.787	1:26.700	2:09.009		4.124	26.441		302.2	17:06	1:06:17.333
11	1	53:07.542	...	1:29.238	1:48.329	3.732		20.646	7.901	299.7	17:59	1:59:24.875
12	1	3:41.096	34.508	1:25.638	1:40.950	3.832	4.128	17.161	6.609	298.8	18:03	2:03:05.971
13	1	3:43.129	34.785	1:25.623	1:42.721	3.831	4.168	17.198	8.241	299.7	18:06	2:06:49.100
14	1	3:50.145 B	35.081	1:26.119	1:48.945		4.163	17.435		300.5	18:10	2:10:39.245
15	3	6:38.934	3:18.801	1:30.657	1:49.476	3.703		20.838	7.587	285.4	18:17	2:17:18.179
16	3	3:47.653	36.500	1:27.727	1:43.426	3.716	4.131	18.507	7.039	298.0	18:21	2:21:05.832
17	3	3:48.977	35.044	1:29.583	1:44.350	3.715	4.130	18.687	7.456	266.5	18:24	2:24:54.809
18	3	3:49.928	35.622	1:29.388	1:44.918	3.680	4.122	20.056	7.294	290.0	18:28	2:28:44.737
19	3	3:44.480	34.962	1:27.345	1:42.173	3.780	4.118	17.852	6.896	298.8	18:32	2:32:29.217
20	3	3:47.830	37.919	1:27.438	1:42.473	3.697	4.138	18.003	7.193	300.5	18:36	2:36:17.047



FIA WEC 82^e Edition des 24 Heures du Mans Free Practice

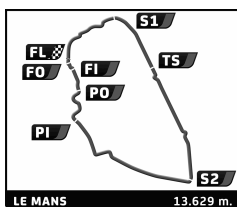
Sector Analysis

■ Personal Best ■ Session Best B Crossing the finish line in pit lane

Lap	D	Time	Sector 1	Sector 2	Sector 3	T6	T7	Porsche	Ford	T. Spd	Hour	Elapsed
21	3	3:52.491 B	35.168	1:27.450	1:49.873		4.113	18.109		298.0	18:40	2:40:09.538
22	3	7:18.168	4:04.720	1:27.385	1:46.063	3.773		20.486	7.370	303.0	18:47	2:47:27.706
23	3	3:47.568	35.367	1:27.987	1:44.214	3.686	4.152	19.017	7.372	303.0	18:51	2:51:15.274
24	3	3:48.263	34.949	1:28.712	1:44.602	3.713	4.125	18.227	7.044	300.5	18:55	2:55:03.537
25	3	3:51.542	36.920	1:26.937	1:47.685	3.718	4.129	19.823	7.651	298.8	18:58	2:58:55.079
26	3	3:47.098	36.519	1:27.402	1:43.177	3.730	4.107	18.224	7.268	299.7	19:02	3:02:42.177
27	3	3:56.783 B	35.093	1:25.489	1:56.201		4.124	19.952		299.7	19:06	3:06:38.960
28	2	7:22.637	4:11.732	1:27.030	1:43.875	3.784		18.726	6.759	295.6	19:14	3:14:01.597
29	2	3:43.351	35.157	1:25.842	1:42.352	3.831	4.164	18.050	6.763	300.5	19:17	3:17:44.948
30	2	3:44.062	35.308	1:25.959	1:42.795	3.826	4.166	18.493	6.691	303.0	19:21	3:21:29.010
31	2	3:43.667	35.317	1:26.354	1:41.996	3.884	4.165	17.717	6.552	298.0	19:25	3:25:12.677
32	2	3:42.886	34.934	1:25.487	1:42.465	3.863		17.903	7.047	300.5	19:28	3:28:55.563
33	2	3:49.081	37.170	1:26.746	1:45.165	3.853		18.836	6.897	301.3	19:32	3:32:44.644
34	2	5:09.093 B	35.531	1:46.588	2:46.974			27.779		185.6	19:37	3:37:53.737
35	2	11:43.289	8:27.961	1:30.551	1:44.777	3.808		18.765	7.019	294.0	19:49	3:49:37.026
36	2	4:53.605 B	40.416	1:54.943	2:18.246		4.165	23.521		219.0	19:54	3:54:30.631

37	SMP Racing											Oreca 03R - Nissan
	1. Kirill LADYGIN											LMP2
	2. Nicolas MINASSIAN	3. Maurizio MEDIANI										

1	2	11:33.607	8:14.287	1:31.349	1:47.971	3.772		19.802	7.426	278.1	16:11	11:33.607
2	2	3:51.393	37.457	1:28.861	1:45.075	3.749	4.156	18.657	7.250	294.0	16:15	15:25.000
3	2	3:52.263	38.523	1:27.528	1:46.212	3.690	4.134	19.264	8.266	298.0	16:19	19:17.263
4	2	3:48.878	35.379	1:27.377	1:46.122	3.846	4.125	20.578	7.209	296.4	16:23	23:06.141
5	2	3:44.887	35.168	1:26.818	1:42.901	3.718	4.156	18.161	6.950	297.2	16:26	26:51.028
6	2	3:53.934 B	35.168	1:27.037	1:51.729		4.130	19.057		299.7	16:30	30:44.962
7	2	9:47.343	6:32.075	1:27.733	1:47.535	3.713		21.205	7.318	298.8	16:40	40:32.305
8	2	3:44.635	35.020	1:26.179	1:43.436	3.691	4.122	18.066	7.118	301.3	16:44	44:16.940
9	2	3:43.091	34.870	1:25.930	1:42.291	3.697	4.112	17.523	6.668	300.5	16:48	48:00.031
10	2	3:52.390 B	35.399	1:26.942	1:50.049		4.103	18.110		300.5	16:51	51:52.421
11	2	10:11.264	6:55.777	1:28.089	1:47.398	3.722		18.008	9.047	302.2	17:02	1:02:03.685
12	2	4:09.895 B	37.430	1:25.952	2:06.513		4.124	22.825		302.2	17:06	1:06:13.580
13	2	53:19.566	...	1:29.358	1:48.694	3.767		20.743	7.192	295.6	17:59	1:59:33.146
14	2	3:45.031	35.850	1:27.366	1:41.815	3.753	4.115	17.611	6.686	299.7	18:03	2:03:18.177
15	2	3:41.073	34.482	1:25.667	1:40.924	3.712	4.127	17.170	6.733	298.0	18:06	2:06:59.250
16	2	3:54.265 B	34.678	1:28.414	1:51.173		4.109	18.649		298.8	18:10	2:10:53.515
17	3	6:26.224	3:06.221	1:32.048	1:47.955	3.785		20.603	7.342	288.5	18:17	2:17:19.739
18	3	3:48.989	36.017	1:28.512	1:44.460	3.796	4.148	18.888	6.980	299.7	18:21	2:21:08.728
19	3	3:51.005	35.444	1:29.246	1:46.315	3.790	4.151	18.765	7.331	226.3	18:24	2:24:59.733
20	3	3:52.547	36.197	1:30.069	1:46.281	3.723	4.146	18.813	7.057	301.3	18:28	2:28:52.280
21	3	3:46.127	35.336	1:27.667	1:43.124	3.800	4.146	18.304	6.795	297.2	18:32	2:32:38.407
22	3	3:47.111	35.411	1:27.755	1:43.945	3.772	4.167	18.469	7.124	298.8	18:36	2:36:25.518
23	3	3:47.714	36.032	1:27.505	1:44.177	3.701	4.157	18.931	7.056	300.5	18:40	2:40:13.232
24	3	3:49.773	35.227	1:27.396	1:47.150	3.721	4.130	21.762	6.995	298.8	18:44	2:44:03.005
25	3	3:44.608	35.264	1:27.314	1:42.030	3.896	4.136	17.712	6.761	297.2	18:47	2:47:47.613
26	3	3:50.765	35.035	1:28.168	1:47.562	3.711	4.201	20.805	7.302	301.3	18:51	2:51:38.378
27	3	3:52.244 B	34.963	1:26.684	1:50.597		4.104	17.995		300.5	18:55	2:55:30.622
28	1	6:28.042	3:10.589	1:28.923	1:48.530	3.737		19.997	7.865	294.8	19:01	3:01:58.664
29	1	5:18.783	35.816	1:27.794	3:15.173	3.873	4.148	21.222	8.046	296.4	19:07	3:07:17.447
30	1	3:47.586	35.593	1:27.227	1:44.766	3.717	4.179	18.751	7.233	297.2	19:11	3:11:05.033
31	1	3:45.111	35.108	1:26.299	1:43.704	3.781	4.139	18.256	7.233	298.0	19:14	3:14:50.144
32	1	3:51.793	35.077	1:26.447	1:50.269	3.788	4.148	19.828	7.185	298.8	19:18	3:18:41.937
33	1	4:22.548 B	35.391	1:33.102	2:14.055		4.180	23.311		299.7	19:23	3:23:04.485
34	1	9:44.054	6:27.982	1:27.986	1:48.086	3.719		20.569	6.971	281.7	19:32	3:32:48.539
35	1	5:06.418 B	37.416	1:42.334	2:46.668			26.456		246.4	19:37	3:37:54.957
36	2	13:57.950 B	...	1:32.199	1:55.959			18.761		283.2	19:51	3:51:52.907



FIA WEC

82° Edition des 24 Heures du Mans

Free Practice

Sector Analysis

■ Personal Best ■ Session Best B Crossing the finish line in pit lane

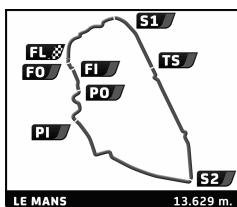
Lap	D	Time	Sector 1	Sector 2	Sector 3	T6	T7	Porsche	Ford	T. Spd	Hour	Elapsed
15	1	7:57.625	4:29.531	1:35.167	1:52.927	3.984		21.408	8.064	244.2	18:23	2:23:31.268
16	1	3:59.883	37.773	1:31.961	1:50.149	3.890	4.269	19.951	7.767	291.6	18:27	2:27:31.151
17	1	4:00.238	38.376	1:32.147	1:49.715	3.948	4.240	20.247	7.485	291.6	18:31	2:31:31.389
18	1	4:00.008	37.583	1:31.003	1:51.422	4.226	4.249	21.680	7.240	293.2	18:35	2:35:31.397
19	1	3:56.309	38.503	1:30.820	1:46.986	3.903	4.354	19.217	7.338	290.8	18:39	2:39:27.706

42	Caterham Racing	3.Chris DYSON	Zytek Z11SN - Nissan
	1.Thomas KIMBER-SMITH		LMP2
	2.Matthew McMURRY		

1	1	4:30.090B	51.699	1:35.730	2:02.661			22.143		242.6	16:04	4:30.090
2	1	15:09.539	...	1:30.528	1:47.154	3.789		20.234	7.305	278.8	16:19	19:39.629
3	1	3:55.667B	35.640	1:28.016	1:52.011		4.201	18.836		297.2	16:23	23:35.296
4	1	9:14.736	5:59.316	1:28.315	1:47.105	3.798		19.511	7.118	299.7	16:32	32:50.032
5	1	3:46.932	35.378	1:28.380	1:43.174	3.906	4.203	18.181	6.803	298.8	16:36	36:36.964
6	1	3:52.132B	35.207	1:26.405	1:50.520		4.213	18.413		301.3	16:40	40:29.096
7	3	7:07.023	3:45.251	1:32.286	1:49.486	3.860		20.888	7.754	245.9	16:47	47:36.119
8	3	3:51.061	36.820	1:28.270	1:45.971	3.772	4.198	19.218	7.315	299.7	16:51	51:27.180
9	3	3:49.133	35.905	1:28.464	1:44.764	3.773	4.152	18.657	7.344	304.7	16:55	55:16.313
10	3	3:54.493B	35.513	1:26.793	1:52.187		4.158	18.496		301.3	16:59	59:10.806
11	2	1:01:06.012	...	1:35.065	1:50.725	3.837		20.712	8.159	247.0	18:00	2:00:16.818
12	2	3:51.667	36.966	1:27.961	1:46.740	3.803	4.192	19.463	7.648	299.7	18:04	2:04:08.485
13	2	3:50.268	36.565	1:27.729	1:45.974	3.774	4.180	19.256	7.662	297.2	18:07	2:07:58.753
14	2	3:49.268	35.909	1:27.275	1:46.084	3.776	4.167	19.375	7.382	300.5	18:11	2:11:48.021
15	2	3:50.912	36.427	1:27.483	1:47.002	3.827	4.153	19.347	7.594	297.2	18:15	2:15:38.933
16	2	3:49.079	36.606	1:27.437	1:45.036	3.759	4.184	19.166	7.299	297.2	18:19	2:19:28.012
17	2	3:48.217	35.933	1:27.195	1:45.089	3.746	4.148	19.161	7.278	296.4	18:23	2:23:16.229
18	2	3:52.290	36.131	1:27.437	1:48.722	4.579	4.145	19.140	8.063	298.8	18:27	2:27:08.519
19	2	3:50.301	37.204	1:27.422	1:45.675	3.786	4.291	18.937	7.637	299.7	18:30	2:30:58.820
20	2	3:47.935	36.190	1:26.541	1:45.204	3.733	4.150	19.081	7.329	298.0	18:34	2:34:46.755
21	2	3:58.105B	36.295	1:27.983	1:53.827		4.129	19.174		298.0	18:38	2:38:44.860
22	3	6:18.141	2:59.435	1:31.468	1:47.238	3.777		19.838	7.138	286.2	18:45	2:45:03.001
23	3	3:46.317	35.611	1:27.218	1:43.488	3.815	4.202	18.328	6.915	298.0	18:48	2:48:49.318
24	3	3:45.275	35.424	1:27.111	1:42.740	3.839	4.198	18.160	6.778	300.5	18:52	2:52:34.593
25	3	3:46.480	35.941	1:27.682	1:42.857	3.816	4.182	18.104	6.865	298.8	18:56	2:56:21.073
26	3	4:05.129B	35.967	1:30.646	1:58.516		4.190	20.988		296.4	19:00	3:00:26.202
27	2	11:20.851	8:01.433	1:31.811	1:47.607	3.885		19.994	7.706	237.2	19:11	3:11:47.053
28	2	3:50.592	36.810	1:27.426	1:46.356	3.776	4.188	19.881	7.558	298.8	19:15	3:15:37.645
29	2	3:50.560	36.203	1:27.192	1:47.165	3.810	4.169	20.795	7.335	297.2	19:19	3:19:28.205
30	2	3:47.633	35.953	1:26.796	1:44.884	3.813	4.160	19.263	7.202	298.0	19:23	3:23:15.838
31	2	3:46.843	35.692	1:26.803	1:44.348	3.746	4.154	18.809	7.165	301.3	19:27	3:27:02.681
32	2	3:57.148B	35.722	1:26.656	1:54.770			18.686		303.0	19:30	3:30:59.829
33	1	6:22.996B	1:47.800	1:54.304	2:40.892			29.564		208.0	19:37	3:37:22.825
34	1	11:44.213	8:32.155	1:28.395	1:43.663	3.747		18.385	7.098	293.2	19:49	3:49:07.038
35	1	4:28.416B	35.193	1:45.215	2:08.008		4.186	22.754		219.0	19:53	3:53:35.454

43	Newblood By Morand Racing	3.Romain BRANDELA	Morgan - Judd
	1.Christian KLIEN		LMP2
	2.Gary HIRSCH		

1	2	1:59:53.840B	...	1:34.667	1:57.752			20.784		252.8	17:59	1:59:53.840
2	2	5:38.996	2:24.887	1:28.743	1:45.366	3.785		18.903	7.274	295.6	18:05	2:05:32.836
3	2	3:48.758	35.774	1:27.311	1:45.673	3.761	4.191	18.459	7.286	296.4	18:09	2:09:21.594
4	2	3:52.588	36.531	1:28.281	1:47.776		4.155	20.469		300.5	18:13	2:13:14.182
5	2	3:49.884	37.254	1:28.398	1:44.232	3.761	4.164	18.213	7.047	295.6	18:17	2:17:04.066
6	2	3:46.242	35.682	1:27.068	1:43.492	3.763	4.161	18.169		296.4	18:20	2:20:50.308
7	2	3:58.049	37.083	1:31.036	1:49.930	3.766	4.152	21.405	8.301	262.6	18:24	2:24:48.357
8	2	3:57.619	40.437	1:31.836	1:45.346	3.813	4.139	18.313	7.117	297.2	18:28	2:28:45.976
9	2	3:52.609B	35.645	1:27.171	1:49.793		4.161	17.644		298.8	18:32	2:32:38.585
10	3	5:59.055	2:42.474	1:30.904	1:45.677	3.702		19.594	6.928	294.8	18:38	2:38:37.640
11	3	3:47.616	35.426	1:27.888	1:44.302	3.977	4.173	18.423	7.178	295.6	18:42	2:42:25.256



FIA WEC 82^e Edition des 24 Heures du Mans Free Practice

Sector Analysis

■ Personal Best ■ Session Best B Crossing the finish line in pit lane

Lap	D	Time	Sector 1	Sector 2	Sector 3	T6	T7	Porsche	Ford	T. Spd	Hour	Elapsed
12	3	3:50.140	35.724	1:29.382	1:45.034		4.242	18.658		303.0	18:46	2:46:15.396
13	3	3:47.886	35.718	1:28.351	1:43.817	3.755	4.180	18.397	6.851	302.2	18:50	2:50:03.282
14	3	3:49.194	36.990	1:27.914	1:44.290		4.174	18.466		296.4	18:53	2:53:52.476
15	3	3:47.832	35.681	1:28.306	1:43.845	3.836	4.186	18.432	6.790	295.6	18:57	2:57:40.308
16	3	3:47.790	35.417	1:28.235	1:44.138		4.206	18.452		298.0	19:01	3:01:28.098
17	3	3:49.614	35.719	1:27.598	1:46.297	3.896	4.194	19.089	6.943	301.3	19:05	3:05:17.712
18	3	3:51.080	35.782	1:27.579	1:47.719	3.868	4.205	21.210	7.302	297.2	19:09	3:09:08.792
19	3	3:58.069B	36.137	1:27.376	1:54.556		4.219	19.320		298.0	19:13	3:13:06.861
20	1	7:51.348	4:37.114	1:28.189	1:46.045			18.819		296.4	19:20	3:20:58.209
21	1	3:46.421	35.613	1:27.097	1:43.711		4.204	18.615			19:24	3:24:44.630
22	1	3:44.911	35.323	1:27.002	1:42.586	3.761		17.756	6.750	297.2	19:28	3:28:29.541
23	1	3:43.725	35.049	1:26.630	1:42.046	3.784		17.532	6.702	295.6	19:32	3:32:13.266
24	1	5:11.081B	37.261	1:52.942	2:40.878			28.271		231.6	19:37	3:37:24.347
25	1	14:04.632B	...	1:34.211	2:17.734			25.964		295.6	19:51	3:51:28.979

46

Thiriet By TDS Racing

1. Pierre THIRIET
2. Ludovic BADEY

3. Tristan GOMMENDY

Ligier JS P2 - Nissan
LMP2

1	2	4:42.219B	1:06.021	1:35.494	2:00.704			19.278		258.2	16:04	4:42.219
2	2	6:01.146	2:44.462	1:31.116	1:45.568	3.906		18.749	7.069	271.1	16:10	10:43.365
3	2	3:48.287	35.767	1:29.206	1:43.314	3.848	4.267	17.467	6.835	294.8	16:14	14:31.652
4	2	3:47.775	36.929	1:27.083	1:43.763	3.834	4.218	17.693	6.897	299.7	16:18	18:19.427
5	2	3:46.730	35.659	1:27.012	1:44.059	3.855	4.226	19.151	6.761	295.6	16:22	22:06.157
6	2	3:52.019B	35.137	1:27.016	1:49.866		4.218	17.473		294.8	16:25	25:58.176
7	2	19:19.274	...	1:28.789	1:43.701	3.876		17.883	7.156	298.8	16:45	45:17.450
8	2	3:46.688	36.132	1:27.708	1:42.848	3.790	4.236	18.536	6.691	295.6	16:49	49:04.138
9	2	3:42.261	34.859	1:25.369	1:42.033	4.006	4.180	16.942	7.290	301.3	16:52	52:46.399
10	2	3:43.686	34.951	1:25.226	1:43.509	3.767	4.245	18.794	7.171	300.5	16:56	56:30.085
11	2	3:53.689B	35.059	1:25.191	1:53.439		4.175	18.067		301.3	17:00	1:00:23.774
12	2	1:00:50.369	...	1:32.484	1:45.442	3.892		18.010		283.2	18:01	2:01:14.143
13	2	3:46.688	35.261	1:28.541	1:42.886	3.776	4.255	17.482	6.614	292.4	18:05	2:05:00.831
14	2	3:44.228	35.150	1:27.350	1:41.728	3.806	4.230	17.229	6.510	289.3	18:08	2:08:45.059
15	2	3:56.068B	34.966	1:26.625	1:54.477		4.224	17.348		292.4	18:12	2:12:41.127
16	3	5:22.180	2:07.945	1:28.957	1:45.278	3.754		18.365	6.767	272.5	18:18	2:18:03.307
17	3	3:44.782	35.319	1:26.950	1:42.513	3.843	4.203	17.513	6.590	291.6	18:21	2:21:48.089
18	3	3:44.808	35.135	1:27.047	1:42.626	3.925	4.206	17.459	6.709	293.2	18:25	2:25:32.897
19	3	3:46.567	35.076	1:26.512	1:44.979	3.791	4.231	19.863	6.892	291.6	18:29	2:29:19.464
20	3	4:07.229B	37.649	1:29.332	2:00.248		4.175	23.628		297.2	18:33	2:33:26.693
21	3	7:22.673	4:11.101	1:28.163	1:43.409	3.820		17.718	6.674	289.3	18:40	2:40:49.366
22	3	3:46.962	35.168	1:28.272	1:43.522	3.785	4.236	17.828	6.734	296.4	18:44	2:44:36.328
23	3	3:47.732	36.328	1:27.699	1:43.705	3.789	4.216	17.594	6.724	292.4	18:48	2:48:24.060
24	3	3:44.311	35.029	1:26.597	1:42.685	3.911	4.214	17.345	6.585	291.6	18:52	2:52:08.371
25	3	3:56.780B	35.285	1:27.881	1:53.614		4.251	18.075		291.6	18:56	2:56:05.151
26	3	9:05.480	5:55.957	1:27.123	1:42.400	3.802		17.394	6.545	291.6	19:05	3:05:10.631
27	3	3:43.141	34.905	1:26.152	1:42.084	3.817	4.202	17.308	6.545	295.6	19:08	3:08:53.772
28	3	3:45.795	35.562	1:28.013	1:42.220	3.836	4.201	17.089	6.563	291.6	19:12	3:12:39.567
29	3	4:00.045B	35.074	1:25.967	1:59.004		4.208	19.234		293.2	19:16	3:16:39.612
30	1	6:07.596	2:54.567	1:28.819	1:44.210	3.838		18.196	6.881	289.3	19:22	3:22:47.208
31	1	3:46.604	35.664	1:27.740	1:43.200	3.795	4.228	17.871	6.809	292.4	19:26	3:26:33.812
32	1	3:48.233	35.606	1:27.697	1:44.930	3.756		17.943	6.888	294.8	19:30	3:30:22.045
33	1	3:58.792B	36.147	1:26.908	1:55.737			19.846		294.0	19:34	3:34:20.837
34	1	14:57.819	...	1:30.158	1:43.315	3.707		18.240	6.883	290.8	19:49	3:49:18.656
35	1	4:40.520B	37.658	1:46.144	2:16.718		4.196	23.420		230.7	19:53	3:53:59.176

47

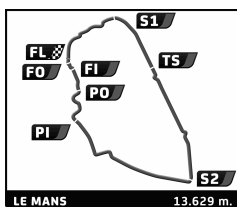
KCMG

1. Matthew HOWSON
2. Richard BRADLEY

3. Alexandre IMPERATORI

Oreca 03R - Nissan
LMP2

1	1	4:33.052B	57.894	1:34.851	2:00.307			20.354		242.0	16:04	4:33.052
2	1	7:23.487	4:07.360	1:29.697	1:46.430	3.843		18.606	7.560	296.4	16:11	11:56.539



FIA WEC 82^e Edition des 24 Heures du Mans Free Practice

Sector Analysis

■ Personal Best ■ Session Best B Crossing the finish line in pit lane

Lap	D	Time	Sector 1	Sector 2	Sector 3	T6	T7	Porsche	Ford	T. Spd	Hour	Elapsed
3	1	3:47.485	35.636	1:27.110	1:44.739	3.837	4.181	18.529	7.068	298.8	16:15	15:44.024
4	1	3:49.466	36.108	1:27.127	1:46.231	3.851	4.164	18.936	7.113	300.5	16:19	19:33.490
5	1	3:56.107B	35.247	1:27.182	1:53.678		4.176	20.122		299.7	16:23	23:29.597
6	1	10:25.903	7:12.956	1:27.919	1:45.028	3.796		18.830	6.916	294.8	16:33	33:55.500
7	1	3:45.886	36.237	1:26.687	1:42.962	3.722	4.168	17.589	6.830	297.2	16:37	37:41.386
8	1	3:43.138	35.026	1:26.437	1:41.675	3.820	4.153	17.377	6.764	298.8	16:41	41:24.524
9	1	3:44.009	35.541	1:25.974	1:42.494	3.795	4.169	17.295	6.865	302.2	16:45	45:08.533
10	1	3:43.734	35.085	1:26.418	1:42.231	3.719	4.163	17.889	6.752	299.7	16:48	48:52.267
11	1	3:41.735	34.793	1:25.321	1:41.621	3.760	4.131	17.090	6.667	298.8	16:52	52:34.002
12	1	3:44.281	35.001	1:26.183	1:43.097	3.994	4.142	17.418	6.751	298.0	16:56	56:18.283
13	1	3:43.034	35.156	1:26.121	1:41.757	3.784	4.207	17.102	6.810	296.4	17:00	1:00:01.317
14	1	3:43.517	34.888	1:26.141	1:42.488	3.771	4.147	18.290	6.694	296.4	17:03	1:03:44.834
15	1	4:38.952B	34.800	1:29.296	2:34.856		4.144	33.031		296.4	17:08	1:08:23.786
16	2	50:44.330	...	1:30.103	1:46.042	3.662		19.247	7.333	293.2	17:59	1:59:08.116
17	2	3:45.103	34.985	1:26.785	1:43.333	4.246	4.127	17.680	6.613	296.4	18:02	2:02:53.219
18	2	3:45.176	35.315	1:26.083	1:43.778	3.688	4.293	19.073	6.734	296.4	18:06	2:06:38.395
19	2	3:42.180	34.772	1:25.951	1:41.457	3.723	4.136	17.360	6.673	297.2	18:10	2:10:20.575
20	2	3:46.036	34.989	1:28.020	1:43.027	3.721	4.125	17.784	7.238	303.0	18:14	2:14:06.611
21	2	3:43.696	34.872	1:25.928	1:42.896	3.856	4.131	17.440	6.670	296.4	18:17	2:17:50.307
22	2	3:41.602	34.650	1:25.722	1:41.230	3.837	4.171	17.246	6.604	296.4	18:21	2:21:31.909
23	2	3:49.104	36.413	1:27.266	1:45.425	3.690	4.145	20.226	6.872	295.6	18:25	2:25:21.013
24	2	3:48.067	34.712	1:25.618	1:47.737	3.798	4.120	20.765	7.983	296.4	18:29	2:29:09.080
25	2	3:42.317	35.152	1:25.587	1:41.578	3.738	4.139	17.442	6.719	299.7	18:32	2:32:51.397
26	2	3:53.769B	34.669	1:26.809	1:52.291		4.133	19.734		294.8	18:36	2:36:45.166
27	3	8:15.181	5:00.075	1:29.595	1:45.511	3.831		19.291	7.217	294.8	18:45	2:45:00.347
28	3	3:47.482	36.337	1:27.505	1:43.640	4.004	4.173	18.414	7.016	297.2	18:48	2:48:47.829
29	3	3:45.592	35.579	1:26.645	1:43.368	3.799	4.195	17.904	7.117	297.2	18:52	2:52:33.421
30	3	3:44.779	35.156	1:26.489	1:43.134	3.787	4.147	17.839	6.957	297.2	18:56	2:56:18.200
31	3	3:43.836	35.048	1:26.458	1:42.330	3.840	4.147	17.532	7.028	298.0	19:00	3:00:02.036
32	3	3:44.438	34.901	1:25.840	1:43.697	3.815	4.153	19.118	7.107	298.8	19:03	3:03:46.474
33	3	5:03.794B	35.745	1:40.673	2:47.376		4.123	31.116		298.8	19:08	3:08:50.268
34	3	14:27.834	...	1:27.330	1:42.436	3.762		17.710	7.153	299.7	19:23	3:23:18.102
35	3	3:51.121	34.748	1:26.061	1:50.312	3.788	4.138	19.354	7.194	303.0	19:27	3:27:09.223
36	3	3:43.409	35.014	1:26.325	1:42.070	3.748		17.384	7.083	303.9	19:30	3:30:52.632
37	3	4:17.039B	34.820	1:29.673	2:12.546			25.980		282.5	19:35	3:35:09.671
38	3	14:07.715	...	1:27.264	1:47.505	3.723		18.458	6.818	298.0	19:49	3:49:17.386
39	3	4:40.019B	38.287	1:44.869	2:16.863		4.122	23.458		249.8	19:53	3:53:57.405

48

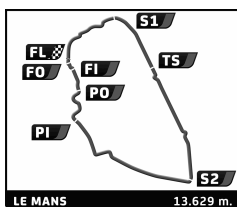
Murphy Prototypes

1. Nathanael BERTHON
2. Rodolfo GONZALEZ

3. Karun CHANDHOK

Oreca 03R - Nissan
LMP2

1	3	5:28.409B	1:42.431	1:41.639	2:04.339			22.099		210.9	16:05	5:28.409
2	3	17:30.266	...	1:28.729	1:46.922	3.771		18.845	8.960	295.6	16:22	22:58.675
3	3	3:43.664	34.952	1:26.312	1:42.400	3.844	4.180	17.887	6.783	296.4	16:26	26:42.339
4	3	3:43.871	35.315	1:26.119	1:42.437	3.913	4.189	17.863	6.667	299.7	16:30	30:26.210
5	3	3:55.300B	35.397	1:26.593	1:53.310		4.200	19.092		299.7	16:34	34:21.510
6	3	13:05.057	9:54.402	1:26.941	1:43.714	3.769		17.932	6.861	302.2	16:47	47:26.567
7	3	3:46.259	35.841	1:27.940	1:42.478	3.747	4.149	17.668	6.651	303.0	16:51	51:12.826
8	3	3:41.209	34.682	1:25.479	1:41.048	3.942	4.135	17.393	6.578	305.6	16:54	54:54.035
9	3	3:42.316	34.809	1:25.842	1:41.665	3.750	4.191	17.683	6.649	294.8	16:58	58:36.351
10	3	3:41.579	35.266	1:25.174	1:41.139	3.797	4.144	17.538	6.600	301.3	17:02	1:02:17.930
11	3	4:13.079B	34.772	1:25.851	2:12.456		4.144	30.517		303.9	17:06	1:06:31.009
12	3	53:51.338	...	1:28.138	1:41.567	3.763		17.630	6.683	294.8	18:00	2:00:22.347
13	3	3:42.989	34.524	1:26.293	1:42.172	3.768	4.112	17.888	6.698	302.2	18:04	2:04:05.336
14	3	3:41.862	34.530	1:24.796	1:42.536	3.749	4.123	18.345	6.697	302.2	18:07	2:07:47.198
15	3	3:45.035	37.053	1:26.151	1:41.831	3.858	4.114	17.476	6.656	304.7	18:11	2:11:32.233
16	3	3:40.797	34.829	1:25.147	1:40.761	3.869	4.141	17.193	6.658	300.5	18:15	2:15:12.970
17	3	3:56.468B	35.419	1:26.626	1:54.423		4.142	19.744		304.7	18:19	2:19:09.438



FIA WEC 82^e Edition des 24 Heures du Mans Free Practice

Sector Analysis

■ Personal Best ■ Session Best B Crossing the finish line in pit lane

Lap	D	Time	Sector 1	Sector 2	Sector 3	T6	T7	Porsche	Ford	T. Spd	Hour	Elapsed
18	1	6:38.039	3:22.865	1:29.535	1:45.639	3.772		19.211	7.034	297.2	18:25	2:25:47.477
19	1	3:47.354	35.502	1:26.710	1:45.142	3.846	4.155	19.313	7.118	298.8	18:29	2:29:34.831
20	1	3:47.323	35.412	1:26.878	1:45.033	3.789	4.148	18.311	7.761	300.5	18:33	2:33:22.154
21	1	3:46.827	35.439	1:26.216	1:45.172	3.766	4.162	19.468	7.205	299.7	18:37	2:37:08.981
22	1	3:44.435	35.420	1:26.005	1:43.010	3.795	4.137	18.038	7.034	299.7	18:40	2:40:53.416
23	1	3:45.845	35.175	1:25.890	1:44.780	3.764	4.146	19.251	7.376	303.0	18:44	2:44:39.261
24	1	3:49.094	35.261	1:26.733	1:47.100	3.777	4.136	20.206	7.706	294.0	18:48	2:48:28.355
25	1	3:42.796	35.073	1:25.661	1:42.062	3.781	4.132	17.830	6.843	303.0	18:52	2:52:11.151
26	1	3:43.749	35.046	1:26.343	1:42.360	3.754	4.130	18.016	6.842	302.2	18:55	2:55:54.900
27	1	3:42.369	35.006	1:25.663	1:41.700	3.784	4.126	17.753	6.862	303.0	18:59	2:59:37.269
28	1	3:48.790	36.327	1:26.891	1:45.572	3.749	4.119	20.800	7.011	304.7	19:03	3:03:26.059
29	1	3:58.568B	35.313	1:25.192	1:58.063		4.114	21.387		301.3	19:07	3:07:24.627
30	2	9:47.183	6:28.166	1:28.102	1:50.915	3.762		19.217	8.069	298.0	19:17	3:17:11.810
31	2	3:48.492	35.402	1:26.912	1:46.178	3.805	4.159	18.813	7.403	298.8	19:21	3:21:00.302
32	2	3:45.899	35.667	1:25.839	1:44.393	3.798	4.156	18.821	7.057	303.0	19:24	3:24:46.201
33	2	3:44.833	35.291	1:25.960	1:43.582	3.838		18.148	6.960	301.3	19:28	3:28:31.034
34	2	3:45.034	35.319	1:26.827	1:42.888	3.779		17.914	7.071	303.0	19:32	3:32:16.068
35	2	5:11.012B	38.035	1:53.588	2:39.389			25.900		171.7	19:37	3:37:27.080
36	2	13:16.823B	9:31.429	1:35.264	2:10.130			25.900		299.7	19:50	3:50:43.903

50

Larbre Competition
1. Pierre RAGUES
2. Ricky TAYLOR

3. Keiko IHARA

Morgan - Judd
LMP2

1	1	6:29.232B	2:52.274	1:36.381	2:00.577			21.328		268.4	16:06	6:29.232
2	1	5:07.597	1:47.226	1:31.987	1:48.384	3.856		19.788	7.582	277.4	16:11	11:36.829
3	1	3:53.778	36.532	1:29.953	1:47.293	3.949	4.217	20.250	7.276	299.7	16:15	15:30.607
4	1	3:50.724	37.285	1:28.114	1:45.325	3.896	4.238	18.747	7.092	301.3	16:19	19:21.331
5	1	3:57.108B	36.258	1:29.129	1:51.721		4.219	18.631		298.8	16:23	23:18.439
6	1	8:13.542	4:59.307	1:29.369	1:44.866	3.746		19.027	6.968	291.6	16:31	31:31.981
7	1	3:47.460	35.286	1:26.359	1:45.815	3.727	4.169	19.203	6.852	299.7	16:35	35:19.441
8	1	3:44.453	35.849	1:26.704	1:41.900	3.750	4.156	17.668	6.841	300.5	16:39	39:03.894
9	1	3:43.083	34.836	1:25.958	1:42.289	3.706	4.156	17.679	6.877	302.2	16:42	42:46.977
10	1	3:42.216	34.896	1:25.578	1:41.742	3.746	4.145	17.484	6.793	302.2	16:46	46:29.193
11	1	3:55.295B	35.460	1:27.111	1:52.724		4.157	19.402		300.5	16:50	50:24.488
12	2	7:45.605	4:21.495	1:31.335	1:52.775	4.084		20.352	7.365	263.2	16:58	58:10.093
13	2	3:49.387	36.618	1:27.288	1:45.481	3.778	4.290	19.636	6.917	301.3	17:01	1:01:59.480
14	2	4:12.840B	36.196	1:27.191	2:09.453		4.173	25.158		298.8	17:06	1:06:12.320
15	2	53:47.341	...	1:29.915	1:47.908	3.820		20.102	7.107	287.7	17:59	1:59:59.661
16	2	3:47.305	35.248	1:27.037	1:45.020	3.891	4.161	18.504	7.141	298.8	18:03	2:03:46.966
17	2	3:47.196	36.241	1:27.256	1:43.699	3.824	4.187	18.407	7.007	298.8	18:07	2:07:34.162
18	2	3:50.259	35.687	1:27.891	1:46.681	3.751	4.170	18.816	7.370		18:11	2:11:24.421
19	2	3:47.026	35.368	1:28.231	1:43.427	3.806	4.142	18.546	6.908	298.8	18:15	2:15:11.447
20	2	3:47.783	35.953	1:27.190	1:44.640	3.776	4.150	19.245	6.873	299.7	18:18	2:18:59.230
21	2	11:34.787B	36.389	4:42.856	6:15.542		4.146	1:09.706			18:30	2:30:34.017

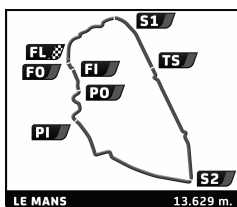
51

AF Corse
1. Gianmaria BRUNI
2. Toni VILANDER

3. Giancarlo FISICHELLA

Ferrari 458 Italia
LMGTE Pro

1	2	22:16.697B	...	1:43.274	2:04.671			22.500		221.7	16:22	22:16.697
2	2	12:34.261	9:01.405	1:37.838	1:55.018	4.104		21.579	7.431	247.6	16:34	34:50.958
3	2	4:04.173	38.850	1:33.514	1:51.809	4.016	4.529	20.791	7.022	286.2	16:38	38:55.131
4	2	4:02.285	37.996	1:32.763	1:51.526	3.968	4.488	20.778	7.080	287.7	16:42	42:57.416
5	2	4:00.823	37.892	1:32.417	1:50.514	4.021	4.480	20.548	6.801	289.3	16:46	46:58.239
6	2	3:59.590	37.813	1:31.984	1:49.793	3.952	4.490	20.229	6.886	290.8	16:50	50:57.829
7	2	4:12.583B	37.595	1:32.581	2:02.407		4.457	21.910		290.0	16:55	55:10.412
8	2	1:10:27.258	...	1:34.908	1:54.010	3.940		20.721	7.094	278.8	18:05	2:05:37.670
9	2	3:57.322	37.265	1:31.433	1:48.624	3.985	4.464	19.862	6.823	288.5	18:09	2:09:34.992
10	2	4:06.694B	37.435	1:31.636	1:57.623		4.488	21.025		286.9	18:13	2:13:41.686
11	3	7:48.676	4:20.147	1:33.693	1:54.836	4.014		21.316	7.471	286.9	18:21	2:21:30.362



FIA WEC 82^e Edition des 24 Heures du Mans Free Practice

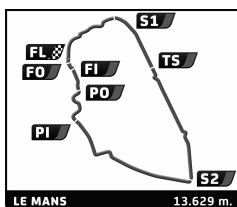
Sector Analysis

■ Personal Best ■ Session Best B Crossing the finish line in pit lane

Lap	D	Time	Sector 1	Sector 2	Sector 3	T6	T7	Porsche	Ford	T. Spd	Hour	Elapsed
12	3	4:03.969	38.096	1:34.098	1:51.775	4.032	4.473	20.640	7.163	253.9	18:25	2:25:34.331
13	3	3:59.887	37.765	1:31.910	1:50.212	4.058	4.483	20.368	6.819	287.7	18:29	2:29:34.218
14	3	3:59.803	37.880	1:30.876	1:51.047	4.154	4.476	20.195	7.923	291.6	18:33	2:33:34.021
15	3	4:00.899	37.796	1:31.045	1:52.058	3.946	4.510	22.475	7.124	289.3	18:37	2:37:34.920
16	3	4:04.148	38.230	1:32.546	1:53.372	3.927	4.433	22.306	7.027	287.7	18:41	2:41:39.068
17	3	3:57.768	37.609	1:31.095	1:49.064	3.988	4.433	20.146	6.831	289.3	18:45	2:45:36.836
18	3	3:57.724	37.496	1:30.767	1:49.461	4.004	4.451	20.295	6.884	288.5	18:49	2:49:34.560
19	3	4:05.719 B	37.558	1:31.094	1:57.067		4.447	20.337		287.7	18:53	2:53:40.279
20	1	7:09.944	3:44.181	1:33.866	1:51.897	3.916		21.428	7.052	284.7	19:00	3:00:50.223
21	1	3:59.699	37.643	1:32.201	1:49.855	4.093	4.461	20.486	6.956	287.7	19:04	3:04:49.922
22	1	4:01.834	38.392	1:32.280	1:51.162	4.092	4.495	21.417	6.840	286.9	19:08	3:08:51.756
23	1	4:00.045	37.678	1:32.031	1:50.336	4.043	4.493	21.252	6.837	289.3	19:12	3:12:51.801
24	1	3:58.305	37.417	1:31.485	1:49.403	4.021	4.483	20.268	6.973	287.7	19:16	3:16:50.106
25	1	4:02.192	38.579	1:32.952	1:50.661	3.968	4.477	20.600	7.423	288.5	19:20	3:20:52.298
26	1	3:58.223	37.694	1:31.399	1:49.130	4.123	4.448	20.210	6.894	290.0	19:24	3:24:50.521
27	1	3:57.028	37.436	1:30.820	1:48.772	4.030		20.071	6.872	292.4	19:28	3:28:47.549
28	1	4:09.490 B	37.397	1:31.275	2:00.818			22.083		290.0	19:32	3:32:57.039
29	1	17:53.676 B	...	1:35.555	2:00.972			21.038		286.2	19:50	3:50:50.715

52		RAM Racing	3.Federico LEO		Ferrari 458 Italia LMGTE Pro							
		1.Matt GRIFFIN										
		2.Alvaro PARENTE										
1	3	18:51.106 B	...	1:34.717	2:12.233			23.297		286.2	16:18	18:51.106
2	3	5:59.169	2:31.271	1:34.182	1:53.716	4.028		22.005	7.446	286.2	16:24	24:50.275
3	3	4:04.260	38.441	1:32.858	1:52.961	4.003	4.489	21.705	7.422	287.7	16:28	28:54.535
4	3	4:04.772	38.393	1:33.303	1:53.076	4.061	4.476	21.257	7.589	291.6	16:32	32:59.307
5	3	4:02.407	38.094	1:32.303	1:52.010	4.003	4.498	21.307	7.242	289.3	16:37	37:01.714
6	3	4:01.547	38.019	1:32.104	1:51.424	4.014	4.467	21.140	7.273	290.0	16:41	41:03.261
7	3	4:01.627	38.472	1:31.754	1:51.401	3.971	4.478	21.149	7.075	295.6	16:45	45:04.888
8	3	4:10.090 B	38.495	1:32.250	1:59.345		4.451	21.899		292.4	16:49	49:14.978
9	2	5:55.318	2:29.029	1:33.479	1:52.810	4.067		21.117	7.208	290.8	16:55	55:10.296
10	2	3:59.810	37.869	1:31.595	1:50.346	4.101	4.470	20.507	7.342	291.6	16:59	59:10.106
11	2	3:59.383	37.864	1:31.548	1:49.971	4.061	4.480	20.501	7.039	290.8	17:03	1:03:09.489
12	2	4:45.883 B	37.776	1:30.986	2:37.121		4.492	42.985		290.8	17:07	1:07:55.372
13	1	52:13.927	...	1:34.474	1:53.310	3.976		21.321	7.520	284.7	18:00	2:00:09.299
14	1	4:04.990	40.018	1:33.499	1:51.473	4.094	4.465	20.827	7.231	285.4	18:04	2:04:14.289
15	1	4:02.951	38.137	1:33.608	1:51.206	4.021	4.548	20.742	7.163	284.7	18:08	2:08:17.240
16	1	4:01.763	38.312	1:32.450	1:51.001	4.017	4.612	20.514	7.613	286.2	18:12	2:12:19.003
17	1	4:00.842	38.111	1:32.162	1:50.569	4.117	4.465	20.462	7.003	285.4	18:16	2:16:19.845
18	1	4:12.551 B	40.281	1:33.181	1:59.089		4.494	20.743		289.3	18:20	2:20:32.396

53		RAM Racing	3.Archie HAMILTON		Ferrari 458 Italia LMGTE Am							
		1.Johnny MOWLEM										
		2.Mark PATTERSON										
1	1	4:40.367	1:05.042	1:39.088	1:56.237	4.005		22.392	7.895	211.7	16:04	4:40.367
2	1	4:06.394	40.429	1:34.101	1:51.864	3.998	4.470	21.065	7.324	284.7	16:08	8:46.761
3	1	4:03.600	38.814	1:33.166	1:51.620	4.056	4.469	21.059	7.532	278.1	16:12	12:50.361
4	1	4:02.757	38.342	1:32.961	1:51.454	4.073	4.463	21.396	7.250	291.6	16:16	16:53.118
5	1	4:08.941 B	38.188	1:32.224	1:58.529		4.467	21.136		290.0	16:21	21:02.059
6	2	6:45.189	3:03.465	1:37.563	2:04.161	4.916		23.867	13.181	220.3	16:27	27:47.248
7	2	4:18.274	42.039	1:37.592	1:58.643	4.104	4.909	23.290	7.918	265.1	16:32	32:05.522
8	2	4:16.012	40.331	1:36.647	1:59.034	4.110	4.509	23.494	8.186	265.8	16:36	36:21.534
9	2	4:13.791	39.609	1:36.090	1:58.092	4.088	4.496	23.049	7.993	271.8	16:40	40:35.325
10	2	4:14.040	39.513	1:36.286	1:58.241	4.117	4.482	22.929	8.145	280.3	16:44	44:49.365
11	2	4:12.577	39.326	1:35.200	1:58.051	4.093	4.492	23.925	7.670	286.9	16:49	49:01.942
12	2	4:11.013	39.412	1:34.493	1:57.108	4.021	4.466	22.624	7.635	284.7	16:53	53:12.955
13	2	4:10.361	38.829	1:34.956	1:56.576	4.061	4.449	22.796	7.584	288.5	16:57	57:23.316
14	2	4:09.105	38.914	1:34.266	1:55.925	4.106	4.470	22.446	7.643	289.3	17:01	1:01:32.421
15	2	4:29.183 B	39.192	1:34.725	2:15.266		4.473	30.577		287.7	17:06	1:06:01.604



FIA WEC 82^e Edition des 24 Heures du Mans Free Practice

Sector Analysis

■ Personal Best ■ Session Best B Crossing the finish line in pit lane

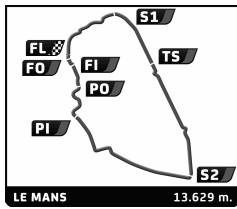
Lap	D	Time	Sector 1	Sector 2	Sector 3	T6	T7	Porsche	Ford	T. Spd	Hour	Elapsed
16	3	53:31.288	...	1:35.934	1:58.134	4.064		22.372	8.042	268.4	17:59	1:59:32.892
17	3	4:11.207	39.261	1:35.744	1:56.202	4.099	4.478	22.027	7.996	282.5	18:03	2:03:44.099
18	3	4:16.039B	39.344	1:34.257	2:02.438		4.480	22.195		290.8	18:08	2:08:00.138
19	3	5:52.235	2:22.335	1:35.081	1:54.819	4.063		22.344	7.630	285.4	18:13	2:13:52.373
20	3	4:06.094	38.793	1:33.980	1:53.321	4.109	4.475	21.848	7.211	286.2	18:17	2:17:58.467
21	3	4:12.548B	38.860	1:33.580	2:00.108		4.494	21.769		289.3	18:22	2:22:11.015
22	2	6:57.814	3:17.293	1:41.315	1:59.206	4.075		24.883	7.805	237.2	18:29	2:29:08.829
23	2	4:13.199	39.994	1:36.107	1:57.098	4.112	4.464	23.055	7.910	274.6	18:33	2:33:22.028
24	2	4:11.845	40.078	1:35.541	1:56.226	4.040	4.480	21.912	8.747	285.4	18:37	2:37:33.873
25	2	4:11.284	39.008	1:35.100	1:57.176	4.201	4.459	23.787	7.369	290.0	18:41	2:41:45.157
26	2	4:09.467	38.829	1:35.523	1:55.115	4.068	4.515	22.907	7.315	289.3	18:45	2:45:54.624
27	2	4:07.813	38.818	1:34.151	1:54.844	4.057	4.481	22.059	7.441	285.4	18:50	2:50:02.437
28	2	4:09.341	39.281	1:33.877	1:56.183	4.052	4.476	21.923	7.326	287.7	18:54	2:54:11.778
29	2	4:07.445	39.284	1:34.153	1:54.008	4.059	4.467	21.765	7.328	288.5	18:58	2:58:19.223
30	2	4:06.580	38.669	1:33.954	1:53.957	4.031	4.470	21.561	7.340	286.9	19:02	3:02:25.803
31	2	4:09.685	39.759	1:34.147	1:55.779	4.020	4.456	21.673	7.353	273.2	19:06	3:06:35.488
32	2	4:07.239	38.785	1:33.982	1:54.472	4.821	4.445	21.612	7.411	289.3	19:10	3:10:42.727
33	2	4:07.390	38.827	1:33.847	1:54.716	4.070	4.637	21.837	7.529	289.3	19:14	3:14:50.117
34	2	4:05.981	38.599	1:33.443	1:53.939	4.065	4.472	21.865	7.233	292.4	19:18	3:18:56.098
35	2	4:08.577	40.746	1:34.089	1:53.742	4.026	4.468	21.632	7.403	287.7	19:23	3:23:04.675
36	2	4:16.075B	38.560	1:33.150	2:04.365		4.445	21.635		290.0	19:27	3:27:20.750
37	3	5:46.177	2:18.612	1:34.472	1:53.093	3.970		21.594	7.102	269.1	19:33	3:33:06.927
38	3	4:49.986B	41.484	1:43.875	2:24.627			24.386		205.7	19:37	3:37:56.913
39	3	13:28.120B	9:34.258	1:36.865	2:16.997			26.658		287.7	19:51	3:51:25.033

57 Krohn Racing
1. Tracy KROHN
2. Niclas JÖNSSON

3. Ben COLLINS

Ferrari 458 Italia
LMGTE Am

1	2	5:12.021B	1:22.807	1:39.608	2:09.606			24.374		218.5	16:05	5:12.021
2	2	6:54.129	3:21.797	1:35.482	1:56.850	4.131		23.179	7.493	267.8	16:12	12:06.150
3	2	4:09.228	39.180	1:34.376	1:55.672	4.046	4.499	23.582	7.295	285.4	16:16	16:15.378
4	2	4:05.656	38.832	1:33.397	1:53.427	4.260	4.471	22.111	7.317	286.9	16:20	20:21.034
5	2	4:05.972	38.888	1:32.948	1:54.136	4.048	4.533	22.127	7.296	284.7	16:24	24:27.006
6	2	4:04.528	38.590	1:32.945	1:52.993	4.127	4.472	22.002	7.175	287.7	16:28	28:31.534
7	2	4:13.421B	39.214	1:33.475	2:00.732		4.485	21.918		289.3	16:32	32:44.955
8	2	8:27.820	5:00.537	1:34.369	1:52.914	4.070		21.883	7.248	286.9	16:41	41:12.775
9	2	4:53.306B	39.287	1:47.600	2:26.419		4.480	26.522		228.2	16:46	46:06.081
10	2	6:00.646	2:34.972	1:33.502	1:52.172	3.954		21.507	7.162	286.9	16:52	52:06.727
11	2	4:01.858	38.227	1:31.940	1:51.691	3.930	4.425	21.975	7.145	291.6	16:56	56:08.585
12	2	4:13.226B	38.868	1:32.682	2:01.676		4.403	22.224		294.0	17:00	1:00:21.811
13	1	9:18.021B	4:17.963	1:49.911	3:10.147			45.516		286.2	17:09	1:09:39.832
14	1	51:21.869	...	1:38.058	1:59.901	4.569		24.627	7.919	281.7	18:01	2:01:01.701
15	1	4:28.417B	41.181	1:40.473	2:06.763		4.583	25.046		286.9	18:05	2:05:30.118
16	1	6:33.198	2:58.834	1:36.362	1:58.002	4.428		24.239	8.097	283.9	18:12	2:12:03.316
17	1	4:14.339	40.781	1:35.168	1:58.390	4.197	4.593	24.172	7.946	284.7	18:16	2:16:17.655
18	1	4:13.814	40.694	1:35.989	1:57.131	4.187	4.533	23.753	7.808	286.2	18:20	2:20:31.469
19	1	4:15.169	40.118	1:37.433	1:57.618	4.127	4.522	23.548	7.896	235.7	18:24	2:24:46.638
20	1	4:20.736	42.213	1:39.402	1:59.121	4.180	4.498	24.615	7.814	243.6	18:29	2:29:07.374
21	1	4:14.347	41.264	1:35.834	1:57.249	4.222	4.515	23.757	7.830	286.2	18:33	2:33:21.721
22	1	4:15.364	40.402	1:37.035	1:57.927	4.155	4.532	23.498	8.027	284.7	18:37	2:37:37.085
23	1	4:13.279	39.983	1:36.173	1:57.123	4.245	4.491	23.433	7.978	288.5	18:41	2:41:50.364
24	1	4:13.010	40.615	1:34.989	1:57.406	4.197	4.528	23.450	7.543	289.3	18:46	2:46:03.374
25	1	4:22.634B	39.946	1:34.865	2:07.823		4.516	23.221		284.7	18:50	2:50:26.008
26	3	13:19.903	9:31.873	1:40.981	2:07.049	4.110		26.112	9.268	244.2	19:03	3:03:45.911
27	3	4:16.077	40.906	1:36.668	1:56.503	4.061	4.494	23.668	8.076	259.4	19:08	3:08:01.988
28	3	4:10.910	39.641	1:35.195	1:56.074	4.005	4.486	22.862	7.885	285.4	19:12	3:12:12.898
29	3	4:08.673	39.234	1:34.728	1:54.711	4.001	4.470	22.452	7.458	286.2	19:16	3:16:21.571
30	3	4:07.194	38.901	1:33.745	1:54.548	3.939	4.461	22.278	7.616	288.5	19:20	3:20:28.765



FIA WEC 82^e Edition des 24 Heures du Mans Free Practice

Sector Analysis

■ Personal Best ■ Session Best B Crossing the finish line in pit lane

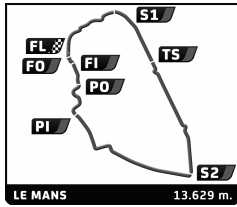
Lap	D	Time	Sector 1	Sector 2	Sector 3	T6	T7	Porsche	Ford	T. Spd	Hour	Elapsed
31	3	4:20.710B	40.519	1:34.635	2:05.556		4.422	22.256		286.2	19:24	3:24:49.475
32	3	6:20.159	2:51.540	1:33.872	1:54.747	3.972		22.534	7.523	287.7	19:31	3:31:09.634
33	3	4:31.683B	38.695	1:34.499	2:18.489			25.847		277.4	19:35	3:35:41.317
34	3	14:32.403B	...	1:36.190	2:09.356			22.477		283.2	19:50	3:50:13.720

58	Team Sofrev ASP	3.Soheil AYARI	Ferrari 458 Italia LMGTE Am
	1.Fabien BARTHEZ		
	2.Anthony PONS		

1	3	5:09.557B	1:19.062	1:41.198	2:09.297			23.886		231.2	16:05	5:09.557
2	3	7:46.427	3:54.135	1:49.736	2:02.556	4.137		24.310	8.074	138.9	16:12	12:55.984
3	3	4:17.887	40.839	1:38.325	1:58.723	4.148	4.516	23.499	7.623	271.1	16:17	17:13.871
4	3	4:16.759B	39.833	1:34.728	2:02.198		4.518	21.983		286.9	16:21	21:30.630
5	3	24:16.588B	...	1:39.922	2:02.037			21.854		286.2	16:45	45:47.218
6	3	6:12.785	2:43.882	1:34.971	1:53.932	4.109		21.505	7.603	285.4	16:52	52:00.003
7	3	4:08.318	39.103	1:35.905	1:53.310	4.029	4.511	21.433	7.331	286.9	16:56	56:08.321
8	3	4:07.799	38.767	1:33.701	1:55.331	4.075	4.491	22.542	7.431	288.5	17:00	1:00:16.120
9	3	4:13.506B	38.928	1:33.461	2:01.117		4.490	21.556		288.5	17:04	1:04:29.626
10	3	55:02.485	...	1:34.757	1:53.358	4.052		21.999	7.553	281.7	17:59	1:59:32.111
11	3	4:04.230	38.456	1:32.496	1:53.278	4.063	4.469	21.622	7.407	286.9	18:03	2:03:36.341
12	3	4:02.449	38.239	1:32.998	1:51.212	4.026	4.482	20.923	7.147	285.4	18:07	2:07:38.790
13	3	4:15.602B	39.082	1:34.022	2:02.498		4.478	24.377		287.7	18:11	2:11:54.392
14	1	6:51.456	3:09.368	1:41.416	2:00.672	4.230		23.645	8.043	266.5	18:18	2:18:45.848
15	1	4:13.742	40.114	1:35.879	1:57.749	4.162	4.569	22.637	7.847	283.2	18:22	2:22:59.590
16	1	4:14.132	39.381	1:37.338	1:57.413	4.196	4.544	22.738	7.737	282.5	18:27	2:27:13.722
17	1	4:13.767	40.039	1:36.719	1:57.009	4.227	4.543	22.738	7.912	285.4	18:31	2:31:27.489
18	1	4:15.205	41.593	1:36.795	1:56.817	4.266	4.552	23.036	8.170	283.9	18:35	2:35:42.694
19	1	4:11.424	40.295	1:35.297	1:55.832	4.171	4.565	22.393	7.688	283.9	18:39	2:39:54.118
20	1	4:13.128	39.270	1:34.513	1:59.345	4.400	4.532	25.186	7.738	286.2	18:44	2:44:07.246
21	1	4:10.743	40.319	1:34.671	1:55.753	4.221	4.594	22.375	7.610	284.7	18:48	2:48:17.989
22	1	4:26.152B	39.493	1:34.854	2:11.805		4.551	22.397		284.7	18:52	2:52:44.141
23	2	6:41.767	3:08.022	1:37.336	1:56.409	4.144		22.462	7.753	281.0	18:59	2:59:25.908
24	2	4:18.248	40.214	1:36.483	2:01.551	4.102	4.543	25.762	8.263	273.2	19:03	3:03:44.156
25	2	4:12.569	40.435	1:36.299	1:55.835	4.154	4.509	22.350	7.798	284.7	19:07	3:07:56.725
26	2	4:11.350	39.984	1:35.842	1:55.524	4.131	4.534	22.188	7.663	284.7	19:12	3:12:08.075
27	2	4:09.730	39.681	1:35.131	1:54.918	4.093	4.531	21.924	7.557	284.7	19:16	3:16:17.805
28	2	4:10.106	39.553	1:35.051	1:55.502	4.156	4.518	22.344	7.642	283.9	19:20	3:20:27.911
29	2	4:22.733B	41.026	1:36.084	2:05.623		4.531	22.268		286.2	19:24	3:24:50.644
30	1	12:29.657B	7:52.456	1:57.471	2:39.730			29.191		199.6	19:37	3:37:20.301
31	1	13:20.915B	9:18.159	1:48.509	2:14.247			27.658		269.8	19:50	3:50:41.216

60	AF Corse	3.Raffaele GIAMMARRIA	Ferrari 458 Italia LMGTE Am
	1.Peter MANN		
	2.Lorenzo CASE		

1	3	6:27.855B	2:32.753	1:42.873	2:12.229			24.551		248.1	16:06	6:27.855
2	3	6:37.016	3:01.022	1:36.934	1:59.060	4.018		22.728	8.209	267.1	16:13	13:04.871
3	3	4:05.633	38.660	1:33.197	1:53.776	4.209	4.474	22.719	7.310	286.9	16:17	17:10.504
4	3	4:11.780B	38.140	1:32.871	2:00.769		4.547	21.656		288.5	16:21	21:22.284
5	2	11:18.766	7:21.948	1:49.983	2:06.835	4.161		23.274	8.165	258.8	16:32	32:41.050
6	2	4:09.304	38.950	1:34.893	1:55.461	4.428	4.540	22.123	7.899	286.2	16:36	36:50.354
7	2	4:28.084B	41.154	1:34.796	2:12.134		4.578	24.535		288.5	16:41	41:18.438
8	2	10:21.756	6:45.608	1:36.424	1:59.724	4.128		22.400	8.138	284.7	16:51	51:40.194
9	2	4:08.317	38.815	1:33.909	1:55.593	4.104	4.511	22.247	7.632	287.7	16:55	55:48.511
10	2	4:06.225	38.968	1:33.527	1:53.730	4.042	4.487	21.977	7.541	288.5	16:59	59:54.736
11	2	4:04.035	38.761	1:32.833	1:52.441	4.094	4.464	21.613	7.261	290.8	17:03	1:03:58.771
12	2	5:16.525B	39.398	1:47.117	2:50.010		4.472	43.633		290.0	17:09	1:09:15.296
13	3	53:00.521	...	1:36.403	1:58.813	4.018		24.543	8.814	284.7	18:02	2:02:15.817
14	3	4:02.910	38.051	1:32.829	1:52.030	3.982	4.466	20.928	7.420	286.9	18:06	2:06:18.727
15	3	4:01.197	38.294	1:32.373	1:50.530	3.967	4.462	20.731	7.209	286.9	18:10	2:10:19.924
16	3	3:59.945	37.887	1:31.741	1:50.317	3.970	4.444	20.615	7.149	287.7	18:14	2:14:19.869



FIA WEC 82^e Edition des 24 Heures du Mans Free Practice

Sector Analysis

■ Personal Best ■ Session Best B Crossing the finish line in pit lane

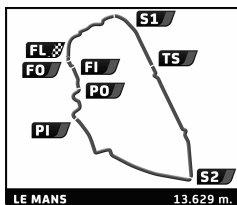
Lap	D	Time	Sector 1	Sector 2	Sector 3	T6	T7	Porsche	Ford	T. Spd	Hour	Elapsed
17	3	4:12.849B	39.160	1:33.624	2:00.065		4.422	22.454		289.3	18:18	2:18:32.718
18	1	7:28.937	3:44.544	1:39.361	2:05.032	4.314		25.792	8.635	249.8	18:26	2:26:01.655
19	1	4:19.702	41.695	1:36.642	2:01.365	4.187	4.542	25.296	8.166	284.7	18:30	2:30:21.357
20	1	4:18.029	41.447	1:36.195	2:00.387	4.304	4.515	24.459	7.947	284.7	18:34	2:34:39.386
21	1	4:17.780	41.339	1:36.954	1:59.487	4.143	4.543	24.149	7.943	284.7	18:38	2:38:57.166
22	1	4:17.794	41.511	1:36.450	1:59.833	4.185	4.500	24.163	7.771	287.7	18:43	2:43:14.960
23	1	4:16.377	41.017	1:36.045	1:59.315	4.317	4.517	24.373	7.953	286.9	18:47	2:47:31.337
24	1	4:31.158B	42.655	1:38.584	2:09.919		4.591	24.294		234.2	18:52	2:52:02.495
25	1	8:24.518	4:43.062	1:38.617	2:02.839	4.365		25.026	7.975	272.5	19:00	3:00:27.013
26	1	4:22.017	42.884	1:38.576	2:00.557	4.392	4.578	24.545	8.390	285.4	19:04	3:04:49.030
27	1	4:21.294	42.607	1:37.144	2:01.543	4.282	4.585	24.153	8.251	286.2	19:09	3:09:10.324
28	1	4:20.340	43.657	1:37.172	1:59.511	4.303	4.543	24.238	7.708	286.9	19:13	3:13:30.664

61 **AF Corse** Ferrari 458 Italia
 1. Luis PEREZ-COMPANC 3. Mirko VENTURI
 2. Marco CIOCI LMGTE Am

1	2	5:38.177B	1:31.170	1:46.542	2:20.465			25.471		229.7	16:05	5:38.177
2	3	33:39.932	...	1:44.663	1:58.932	4.056		22.055	7.581	238.8	16:39	39:18.109
3	3	4:02.439	38.521	1:32.821	1:51.097	4.010	4.469	20.829	6.920	290.8	16:43	43:20.548
4	3	3:59.498	37.656	1:31.727	1:50.115	3.994	4.453	20.476	7.007	292.4	16:47	47:20.046
5	3	4:02.182	38.289	1:31.354	1:52.539	3.919	4.450	21.493	7.789	292.4	16:51	51:22.228
6	3	4:13.267B	39.097	1:32.390	2:01.780		4.367	21.936		281.0	16:55	55:35.495
7	3	12:45.963B	8:29.100	1:34.564	2:42.299			44.684		288.5	17:08	1:08:21.458
8	3	52:48.966	...	1:36.039	2:02.980	4.050		23.514	7.939	251.6	18:01	2:01:10.424
9	3	4:04.224	37.982	1:34.201	1:52.041	3.989	4.470	21.272	7.343	289.3	18:05	2:05:14.648
10	3	4:04.505	37.785	1:32.442	1:54.278	3.989	4.438	22.295	7.728	293.2	18:09	2:09:19.153
11	3	4:06.981B	37.433	1:31.838	1:57.710		4.449	20.820		290.0	18:13	2:13:26.134
12	1	11:29.953	8:01.517	1:34.764	1:53.672	4.023		21.387	8.187	280.3	18:24	2:24:56.087
13	1	4:05.847	38.987	1:33.918	1:52.942	4.001	4.450	21.746	7.296	294.8	18:29	2:29:01.934
14	1	4:05.172	38.299	1:34.822	1:52.051	3.978	4.431	21.098	7.465	293.2	18:33	2:33:07.106
15	1	4:02.565	38.682	1:32.396	1:51.487	3.932	4.431	20.887	7.559	290.0	18:37	2:37:09.671
16	1	4:01.042	38.631	1:31.717	1:50.694	3.967	4.406	20.746	7.317	290.8	18:41	2:41:10.713
17	1	4:01.842	38.132	1:32.179	1:51.531	4.014	4.426	21.077	7.503	292.4	18:45	2:45:12.555
18	1	4:03.413	38.289	1:33.403	1:51.721	3.992	4.441	20.967	7.428	290.0	18:49	2:49:15.968
19	1	4:02.769	38.264	1:32.568	1:51.937	3.944	4.430	21.128	7.323	289.3	18:53	2:53:18.737
20	1	4:11.263B	38.491	1:32.708	2:00.064		4.407	21.263		289.3	18:57	2:57:30.000
21	2	6:05.427	2:38.576	1:33.085	1:53.766	4.300		21.867	7.174	292.4	19:03	3:03:35.427
22	2	4:01.313	38.254	1:31.938	1:51.121	3.985	4.511	21.468	6.925	293.2	19:07	3:07:36.740
23	2	4:10.921B	38.107	1:32.722	2:00.092		4.400	21.569		289.3	19:11	3:11:47.661
24	2	40:44.415B	...	1:42.956	2:13.697			25.114		250.4	19:52	3:52:32.076

62 **AF Corse** Ferrari 458 Italia
 1. Yannick MALLEGOL 3. Howard BLANK
 2. Jean-Marc BACHELIER LMGTE Am

1	1	9:15.630B	5:21.587	1:42.549	2:11.494			25.093		225.4	16:09	9:15.630
2	1	6:30.328	2:51.020	1:38.693	2:00.615	4.375		24.741	7.731	276.0	16:15	15:45.958
3	1	4:20.047	40.945	1:36.596	2:02.506	4.261	4.587	27.209	7.518	278.1	16:20	20:06.005
4	1	4:12.274	39.749	1:35.613	1:56.912	4.211	4.555	23.146	7.559	283.2	16:24	24:18.279
5	1	4:12.410	40.165	1:35.111	1:57.134	4.097	4.529	23.158	7.664	286.9	16:28	28:30.689
6	1	4:40.943	39.691	1:35.531	2:25.721	4.225	4.512	51.191	7.882	251.6	16:33	33:11.632
7	1	4:23.885B	41.310	1:35.719	2:06.856		4.552	23.835		264.5	16:37	37:35.517
8	2	6:44.236	3:05.273	1:37.687	2:01.276	4.083		23.740	8.484	285.4	16:44	44:19.753
9	2	4:14.770	39.960	1:36.925	1:57.885	4.224	4.497	23.282	7.894	287.7	16:48	48:34.523
10	2	4:11.658	40.181	1:34.998	1:56.479	4.174	4.530	22.639	7.778	286.2	16:52	52:46.181
11	2	4:11.282	39.694	1:34.733	1:56.855	4.081	4.517	23.175	7.700	286.9	16:56	56:57.463
12	2	4:10.793	39.628	1:34.483	1:56.682	4.064	4.485	23.105	7.732	285.4	17:01	1:01:08.256
13	2	4:14.991	39.982	1:35.831	1:59.178	5.525	4.473	23.049	8.297	285.4	17:05	1:05:23.247
14	2	5:37.439B	52.488	1:59.770	2:45.181		8.022	38.613		189.5	17:11	1:11:00.686
15	3	51:18.554	...	3:08.256	2:10.386	4.343		27.793	8.634	258.2	18:02	2:02:19.240



FIA WEC

82^e Edition des 24 Heures du Mans

Free Practice

Sector Analysis

■ Personal Best ■ Session Best B Crossing the finish line in pit lane

Lap	D	Time	Sector 1	Sector 2	Sector 3	T6	T7	Porsche	Ford	T. Spd	Hour	Elapsed
16	3	4:29.902	42.791	1:39.250	2:07.861	4.277	4.602	26.352	8.904	264.5	18:06	2:06:49.142
17	3	4:28.346	41.875	1:41.115	2:05.356	4.352	4.585	25.763	8.626	231.6	18:11	2:11:17.488
18	3	4:23.760	42.684	1:38.517	2:02.559	4.209	4.612	24.234	8.934	276.0	18:15	2:15:41.248
19	3	4:21.690	41.159	1:37.637	2:02.894	4.170	4.553	25.739	8.337	280.3	18:20	2:20:02.938
20	3	4:23.856	41.982	1:41.040	2:00.834	4.503	4.534	24.207	8.274	248.1	18:24	2:24:26.794
21	3	4:31.799B	41.655	1:37.750	2:12.394		4.617	25.065		281.7	18:28	2:28:58.593
22	1	10:49.853	7:12.243	1:38.473	1:59.137	4.226		23.586	8.012	283.2	18:39	2:39:48.446
23	1	4:35.858B	41.541	1:39.005	2:15.312		4.562	25.207		281.0	18:44	2:44:24.304
24	1	15:41.215	...	1:44.669	2:05.778	4.482		25.232	8.582	280.3	19:00	3:00:05.519
25	1	4:18.525	42.135	1:37.669	1:58.721	4.138	4.624	23.760	7.944	273.2	19:04	3:04:24.044
26	1	4:15.305	40.904	1:36.649	1:57.752	4.197	4.537	23.606	7.920	281.7	19:08	3:08:39.349
27	1	4:25.827B	40.764	1:36.802	2:08.261		4.536	24.974		283.9	19:13	3:13:05.176
28	2	8:46.325	4:56.635	1:42.058	2:07.632	4.326		26.087	8.455	277.4	19:21	3:21:51.501
29	2	4:24.369	42.488	1:39.399	2:02.482	4.212	4.598	24.571	8.653	279.5	19:26	3:26:15.870
30	2	4:36.187B	41.578	1:39.220	2:15.389			25.688		278.8	19:30	3:30:52.057

66

JMW Motorsport

1. Abdulaziz Turki AL FAISAL

3. Spencer PUMPELLY

Ferrari 458 Italia

LMGTE Am

2. Seth NEIMAN

1	1	6:05.084B	1:39.680	2:10.098	2:15.306			24.589		183.0	16:06	6:05.084
2	1	7:19.074	3:48.919	1:35.244	1:54.911	3.974		22.042	7.546	286.2	16:13	13:24.158
3	1	4:04.905	38.618	1:32.524	1:53.763	3.967	4.435	22.512	7.478	290.0	16:17	17:29.063
4	1	4:03.574	38.635	1:32.275	1:52.664	4.005	4.456	22.035	7.432	287.7	16:21	21:32.637
5	1	4:05.402	38.270	1:33.110	1:54.022	4.035	4.451	23.019	7.276	286.9	16:25	25:38.039
6	1	4:03.019	38.238	1:32.639	1:52.142	3.975	4.470	21.824	7.094	286.2	16:29	29:41.058
7	1	4:04.070	39.084	1:32.941	1:52.045	3.967	4.456	21.865	7.136	288.5	16:33	33:45.128
8	1	4:03.958	38.250	1:32.583	1:53.125	3.963	4.451	21.868	7.208	287.7	16:37	37:49.086
9	1	4:13.943B	38.194	1:33.681	2:02.068		4.431	22.539		289.3	16:42	42:03.029
10	1	16:01.810	...	1:33.895	1:52.961	4.008		21.633	7.052	283.2	16:58	58:04.839
11	1	4:04.358	38.161	1:33.606	1:52.591	4.026	4.511	21.986	6.976	287.7	17:02	1:02:09.197
12	1	4:34.252B	38.957	1:34.497	2:20.798		4.501	34.430		286.9	17:06	1:06:43.449
13	2	54:52.895	...	1:40.807	2:00.032	4.082		24.211	7.940	255.1	18:01	2:01:36.344
14	2	4:19.497	41.111	1:36.935	2:01.451	4.140	4.499	25.548	7.838	252.2	18:05	2:05:55.841
15	2	4:16.564	40.811	1:35.942	1:59.811	4.037	4.511	24.283	7.887	283.9	18:10	2:10:12.405
16	2	4:13.027	39.921	1:35.421	1:57.685	4.042	4.467	23.382	7.666	285.4	18:14	2:14:25.432
17	2	4:13.933	40.706	1:36.687	1:56.540	4.035	4.473	23.200	7.674	282.5	18:18	2:18:39.365
18	2	4:12.387	39.938	1:35.813	1:56.636	4.060	4.468	22.901	7.868	283.9	18:22	2:22:51.752
19	2	4:10.884	39.739	1:35.030	1:56.115	4.198	4.470	23.101	7.685	284.7	18:27	2:27:02.636
20	2	4:18.509	40.278	1:37.804	2:00.427	4.343	4.510	23.723	8.202	261.3	18:31	2:31:21.145
21	2	4:26.894B	40.737	1:35.956	2:10.201		4.538	23.883		286.2	18:35	2:35:48.039
22	3	10:38.325	7:05.014	1:37.212	1:56.099	4.019		22.539	7.637	271.1	18:46	2:46:26.364
23	3	4:15.169B	39.447	1:34.756	2:00.966		4.468	21.696		285.4	18:50	2:50:41.533
24	3	14:48.798	...	1:36.997	1:54.818	3.959		22.186	7.370	237.8	19:05	3:05:30.331
25	3	4:06.757	39.058	1:34.603	1:53.096	4.012	4.483	21.366	7.257	282.5	19:09	3:09:37.088
26	3	4:05.326	39.070	1:34.073	1:52.183	4.021	4.495	21.284	7.223	286.2	19:13	3:13:42.414
27	3	4:03.480	38.520	1:32.802	1:52.158	3.966	4.490	21.152	7.182	286.2	19:17	3:17:45.894
28	3	4:02.992	38.487	1:32.773	1:51.732	3.976	4.470	21.269	7.105	284.7	19:21	3:21:48.886
29	3	4:02.852	38.243	1:32.859	1:51.750	3.989	4.477	20.996	7.105	286.9	19:25	3:25:51.738
30	3	4:10.893B	38.161	1:32.699	2:00.033			21.561		284.7	19:30	3:30:02.631
31	2	7:18.896B	2:42.063	1:56.446	2:40.387			28.955		208.8	19:37	3:37:21.527
32	3	12:08.665	8:42.264	1:34.667	1:51.734	3.905		21.145	7.252	267.8	19:49	3:49:30.192
33	3	4:53.627B	39.980	1:54.207	2:19.440		4.453	25.188		197.0	19:54	3:54:23.819

67

IMS Performance Matmut

1. Erik MARIS

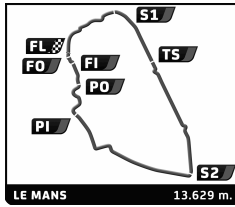
3. Eric HELARY

Porsche 911 GT3 RSR

LMGTE Am

2. Jean MERLIN

1	2	6:18.018	2:16.858	1:48.496	2:12.664	4.643		27.251	9.401	197.4	16:06	6:18.018
2	2	4:31.497	44.836	1:41.373	2:05.288	4.484	4.631	25.899	8.789	244.2	16:10	10:49.515
3	2	4:30.448	43.664	1:39.936	2:06.848	4.453	4.587	25.882	8.920	285.4	16:15	15:19.963



FIA WEC 82^e Edition des 24 Heures du Mans Free Practice Sector Analysis

■ Personal Best ■ Session Best B Crossing the finish line in pit lane

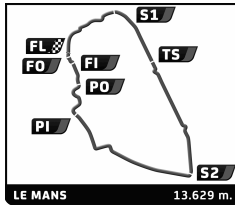
Lap	D	Time	Sector 1	Sector 2	Sector 3	T6	T7	Porsche	Ford	T. Spd	Hour	Elapsed
4	2	4:29.590	44.362	1:40.141	2:05.087	4.377	4.585	25.533	8.782	258.8	16:19	19:49.553
5	2	4:23.274	42.522	1:38.394	2:02.358	4.337	4.557	25.315	8.492	269.1	16:24	24:12.827
6	2	4:37.194B	42.790	1:38.445	2:15.959		4.534	26.915		278.1	16:28	28:50.021
7	1	6:34.445	2:56.529	1:37.213	2:00.703	4.195		24.309	8.189	283.2	16:35	35:24.466
8	1	4:14.607	40.975	1:36.353	1:57.279	4.114	4.534	23.260	8.490	285.4	16:39	39:39.073
9	1	4:12.104	40.299	1:35.356	1:56.449	4.058	4.527	22.961	8.172	283.9	16:43	43:51.177
10	1	4:47.699B	41.578	1:42.870	2:23.251		4.486	27.750		221.7	16:48	48:38.876
11	3	8:50.728	5:21.526	1:35.436	1:53.766	3.990		22.082	7.332	273.9	16:57	57:29.604
12	3	4:44.166B	38.457	1:35.102	2:30.607		4.447	31.723		286.2	17:02	1:02:13.770
13	3	1:24:29.877	...	1:35.031	1:57.368	3.966		22.208	7.950	278.1	18:26	2:26:43.647
14	3	4:02.580	38.343	1:32.420	1:51.817	3.955	4.433	21.296	7.376	285.4	18:30	2:30:46.227
15	3	4:16.058B	39.623	1:33.363	2:03.072		4.407	22.603		285.4	18:35	2:35:02.285
16	2	6:45.179	3:02.944	1:38.128	2:04.107	4.429		25.377	8.597	279.5	18:41	2:41:47.464
17	2	4:19.042	42.209	1:35.743	2:01.090	4.336	4.580	24.226	8.392	285.4	18:46	2:46:06.506
18	2	4:15.720	41.372	1:35.734	1:58.614	4.217	4.558	23.722	8.100	285.4	18:50	2:50:22.226
19	2	4:15.467	41.270	1:35.582	1:58.615	4.238	4.516	23.514	7.952	283.2	18:54	2:54:37.693
20	2	4:13.422	40.807	1:35.773	1:56.842	4.297	4.524	22.959	7.965	283.2	18:58	2:58:51.115
21	2	4:13.705	40.752	1:36.136	1:56.817	4.170	4.536	23.122	7.891	284.7	19:03	3:03:04.820
22	2	4:12.788	40.420	1:34.493	1:57.875	4.248	4.480	23.040	8.079	286.2	19:07	3:07:17.608
23	2	4:13.629	41.979	1:34.152	1:57.498	4.221	4.514	23.128	7.928	286.9	19:11	3:11:31.237
24	2	4:11.804	40.696	1:34.361	1:56.747	4.154	4.517	22.981	7.896	288.5	19:15	3:15:43.041
25	2	4:11.637	40.376	1:34.863	1:56.398	4.182	4.470	23.172	7.751	285.4	19:19	3:19:54.678
26	2	4:12.628	40.425	1:35.053	1:57.150	4.188	4.496	23.061	7.969	288.5	19:24	3:24:07.306
27	2	4:22.100B	40.575	1:34.911	2:06.614			23.960		285.4	19:28	3:28:29.406

70 Team Taisan
1. Shinji NAKANO
2. Pierre EHRET

3. Martin RICH

Ferrari 458 Italia
LMGTE Am

1	1	5:40.909	1:32.045	2:01.045	2:07.819	4.704		24.486	8.171	165.9	16:05	5:40.909
2	1	4:29.583	44.281	1:43.942	2:01.360	4.355	5.191	23.407	7.814	209.7	16:10	10:10.492
3	1	4:19.484	42.329	1:39.188	1:57.967	4.120	4.611	22.508	7.686	234.2	16:14	14:29.976
4	1	4:12.452	41.234	1:35.836	1:55.382	4.071	4.524	22.089	7.490	283.2	16:18	18:42.428
5	1	4:18.959B	39.633	1:35.258	2:04.068		4.508	21.710		281.7	16:23	23:01.387
6	2	8:55.336B	4:50.470	1:42.320	2:22.546			26.134		270.4	16:31	31:56.723
7	1	24:33.224	...	1:43.039	2:02.458	4.028		22.348	7.373	218.5	16:56	56:29.947
8	1	4:28.470B	41.852	1:38.513	2:08.105		4.533	22.651		237.2	17:00	1:00:58.417
9	1	6:41.215B	2:29.566	1:37.318	2:34.331			41.588		269.1	17:07	1:07:39.632
10	2	53:47.278	...	1:44.088	2:03.774	4.340		24.227	8.695	231.2	18:01	2:01:26.910
11	2	4:19.790	42.156	1:39.167	1:58.467	4.169	4.656	22.744	8.111	258.2	18:05	2:05:46.700
12	2	4:15.758	40.620	1:37.552	1:57.586	4.169	4.598	22.626	7.758	280.3	18:10	2:10:02.458
13	2	4:12.681	39.983	1:36.087	1:56.611	4.267	4.588	22.516	7.892	271.1	18:14	2:14:15.139
14	2	4:13.994	40.062	1:37.154	1:56.778	4.203	4.599	22.461	7.796	278.8	18:18	2:18:29.133
15	2	4:13.125	40.312	1:36.860	1:55.953	4.220	4.598	22.815	7.413	278.1	18:22	2:22:42.258
16	2	4:11.218	39.671	1:36.165	1:55.382	4.166	4.590	21.879	7.605	278.1	18:26	2:26:53.476
17	2	4:12.596	39.795	1:35.903	1:56.898	4.361	4.581	21.932	8.356	281.0	18:31	2:31:06.072
18	2	4:22.328B	41.305	1:36.475	2:04.548		4.621	22.319		279.5	18:35	2:35:28.400
19	2	6:49.945	3:19.222	1:35.544	1:55.179	4.124		21.869	7.640	279.5	18:42	2:42:18.345
20	2	4:12.365	39.454	1:35.456	1:57.455	4.208	4.547	23.434	8.309	283.9	18:46	2:46:30.710
21	2	4:09.665	40.181	1:34.855	1:54.629	4.087	4.530	21.830	7.531	283.9	18:50	2:50:40.375
22	2	4:18.938B	39.250	1:35.989	2:03.699		4.526	22.167		280.3	18:54	2:54:59.313
23	3	6:42.154	3:09.276	1:37.095	1:55.783	4.073		21.869	7.598	278.1	19:01	3:01:41.467
24	3	4:20.676	39.486	1:35.747	2:05.443	4.125	4.544	21.468	8.112	279.5	19:06	3:06:02.143
25	3	4:10.232	39.584	1:35.968	1:54.680	4.094	4.554	21.621	7.357	278.1	19:10	3:10:12.375
26	3	4:08.634	40.266	1:34.754	1:53.614	4.132	4.570	21.448	7.297	278.1	19:14	3:14:21.009
27	3	4:11.070	38.942	1:35.035	1:57.093	4.165	4.570	22.110	7.805	276.7	19:18	3:18:32.079
28	3	4:10.555	41.171	1:34.654	1:54.730	4.079	4.588	22.399	7.387	280.3	19:22	3:22:42.634
29	3	4:15.757B	39.121	1:34.518	2:02.118		4.527	21.887		282.5	19:26	3:26:58.391
30	1	7:12.836B	3:31.711	1:35.472	2:05.653			22.946		277.4	19:34	3:34:11.227



FIA WEC

82^e Edition des 24 Heures du Mans

Free Practice

Sector Analysis

■ Personal Best ■ Session Best B Crossing the finish line in pit lane

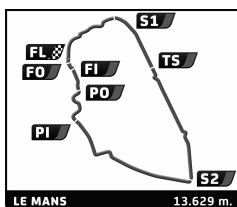
Lap	D	Time	Sector 1	Sector 2	Sector 3	T6	T7	Porsche	Ford	T. Spd	Hour	Elapsed
17	2	4:04.843	38.885	1:32.969	1:52.989	4.082	4.523	21.545	7.269	287.7	18:52	2:52:54.152
18	2	4:04.244	38.577	1:32.442	1:53.225	4.069	4.495	21.667	7.146	290.8	18:56	2:56:58.396
19	2	4:02.081	38.450	1:31.904	1:51.727	4.044	4.473	21.451	7.240	290.0	19:01	3:01:00.477
20	2	4:00.726	38.147	1:31.817	1:50.762	4.014	4.462	21.166	7.066	290.0	19:05	3:05:01.203
21	2	4:01.825	38.576	1:31.453	1:51.796	4.011	4.441	20.865	6.972	291.6	19:09	3:09:03.028
22	2	3:59.667	38.015	1:31.659	1:49.993	4.038	4.448	20.772	6.930	290.0	19:13	3:13:02.695
23	2	4:12.286B	39.536	1:31.705	2:01.045		4.459	21.273		292.4	19:17	3:17:14.981
24	1	5:56.731	2:28.904	1:33.868	1:53.959	4.003		21.614	7.270	284.7	19:23	3:23:11.712
25	1	4:02.996	39.266	1:32.339	1:51.391	4.005	4.468	21.182	7.135	293.2	19:27	3:27:14.708
26	1	4:00.158	38.045	1:31.668	1:50.445	4.042		20.880	7.050	290.8	19:31	3:31:14.866
27	1	4:28.397B	38.485	1:35.558	2:14.354			25.123		256.4	19:35	3:35:43.263
28	1	15:52.651B	...	1:34.974	2:10.868			23.476		286.2	19:51	3:51:35.914

73 **Corvette Racing** Chevrolet Corvette - C7
 1. Jan MAGNUSSEN 3. Jordan TAYLOR LMGTE Pro
 2. Antonio GARCIA

1	1	4:43.347B	57.290	1:42.261	2:03.796			22.617		214.2	16:04	4:43.347
2	1	6:27.475	2:58.400	1:35.652	1:53.423	4.033		21.159	7.532	282.5	16:11	11:10.822
3	1	4:03.851	38.115	1:33.962	1:51.774	3.967	4.467	21.310	7.200	286.9	16:15	15:14.673
4	1	4:07.648B	37.926	1:32.861	1:56.861		4.428	20.677		286.2	16:19	19:22.321
5	1	11:15.377	7:48.932	1:34.063	1:52.382	3.994		21.342	7.269	283.2	16:30	30:37.698
6	1	4:01.618	37.985	1:32.875	1:50.758	4.026	4.456	20.497	7.014	286.9	16:34	34:39.316
7	1	4:06.850B	37.787	1:32.321	1:56.742		4.460	20.627		288.5	16:38	38:46.166
8	1	11:46.263	8:21.796	1:33.243	1:51.224	3.972		20.412	7.065	286.2	16:50	50:32.429
9	1	4:00.661	37.762	1:32.767	1:50.132	4.030	4.417	20.148	6.892	287.7	16:54	54:33.090
10	1	4:05.959B	37.926	1:31.914	1:56.119		4.446	20.233		290.0	16:58	58:39.049
11	1	11:11.826B	6:40.670	1:43.727	2:47.429			40.378		272.5	17:09	1:09:50.875
12	1	49:49.852	...	1:38.476	2:00.338	4.043		21.724	8.932	255.1	17:59	1:59:40.727
13	1	4:02.614	37.865	1:33.282	1:51.467	4.044	4.433	20.744	7.519	280.3	18:03	2:03:43.341
14	1	4:01.932	38.636	1:33.425	1:49.871	3.959	4.427	20.348	6.967	278.8	18:07	2:07:45.273
15	1	4:02.271	37.787	1:31.932	1:52.552	3.967	4.398	22.966	7.309	283.9	18:11	2:11:47.544
16	1	4:08.776B	38.222	1:32.489	1:58.065		4.391	20.698		283.9	18:15	2:15:56.320
17	1	11:08.448	7:44.673	1:34.000	1:49.775	3.996		20.395	6.944	281.7	18:27	2:27:04.768
18	1	4:07.749B	37.982	1:32.352	1:57.415		4.413	20.986		286.9	18:31	2:31:12.517
19	3	5:19.387	1:51.230	1:34.325	1:53.832	3.979		22.086	7.540	281.7	18:36	2:36:31.904
20	3	4:01.404	38.193	1:32.523	1:50.688	4.009	4.432	20.900	7.146	260.0	18:40	2:40:33.308
21	3	4:00.980	37.943	1:31.566	1:51.471	3.987	4.436	21.265	7.257	290.0	18:44	2:44:34.288
22	3	4:00.381	38.107	1:31.835	1:50.439	4.015	4.426	20.816	7.176	279.5	18:48	2:48:34.669
23	3	3:59.451	37.846	1:31.285	1:50.320	3.994	4.424	20.509	7.431	289.3	18:52	2:52:34.120
24	3	3:59.795	38.202	1:30.892	1:50.701	4.025	4.415	20.853	7.180	291.6	18:56	2:56:33.915
25	3	3:58.292	37.876	1:30.680	1:49.736	4.066	4.422	20.450	7.155	288.5	19:00	3:00:32.207
26	3	3:58.602	38.199	1:31.028	1:49.375	4.048	4.485	20.265	7.053	289.3	19:04	3:04:30.809
27	3	4:01.201	37.802	1:32.157	1:51.242	3.961	4.428	22.031	7.141	287.7	19:08	3:08:32.010
28	3	3:58.635	37.792	1:30.697	1:50.146	4.033	4.401	20.967	6.960	288.5	19:12	3:12:30.645
29	3	3:58.136	37.751	1:30.709	1:49.676	4.196	4.432	20.424	7.138	288.5	19:16	3:16:28.781
30	3	3:59.435	37.982	1:30.539	1:50.914	3.979	4.492	21.359	7.332	288.5	19:20	3:20:28.216
31	3	3:59.005	38.539	1:30.915	1:49.551	4.023	4.405	20.360	7.153	286.9	19:24	3:24:27.221
32	3	4:03.833B	37.768	1:30.372	1:55.693			20.302		288.5	19:28	3:28:31.054
33	2	7:37.581B	3:53.533	1:38.799	2:05.249			23.375		239.3	19:36	3:36:08.635
34	2	15:33.689B	...	1:37.409	2:06.909			22.121		243.6	19:51	3:51:42.324

74 **Corvette Racing** Chevrolet Corvette - C7
 1. Oliver GAVIN 3. Richard WESTBROOK LMGTE Pro
 2. Tommy MILLNER

1	1	4:35.903B	51.294	1:41.087	2:03.522			22.684		236.2	16:04	4:35.903
2	1	6:28.578	3:00.059	1:35.188	1:53.331	3.968		21.655	7.204	276.0	16:11	11:04.481
3	1	4:04.279	37.998	1:34.815	1:51.466	3.999	4.446	20.960	7.092	286.2	16:15	15:08.760
4	1	4:11.354B	37.654	1:34.172	1:59.528		4.440	22.519		286.2	16:19	19:20.114
5	1	11:55.163	8:29.188	1:34.373	1:51.602	4.141		20.763	7.310	272.5	16:31	31:15.277



FIA WEC 82^e Edition des 24 Heures du Mans Free Practice

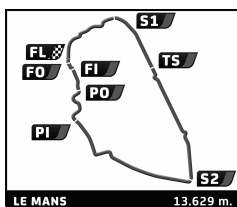
Sector Analysis

■ Personal Best ■ Session Best B Crossing the finish line in pit lane

Lap	D	Time	Sector 1	Sector 2	Sector 3	T6	T7	Porsche	Ford	T. Spd	Hour	Elapsed
6	1	4:01.561	38.083	1:32.859	1:50.619	4.037	4.522	20.396	7.050	283.9	16:35	35:16.838
7	1	4:10.107B	38.024	1:33.989	1:58.094		4.468	20.779		283.9	16:39	39:26.945
8	1	12:05.483	8:40.894	1:33.990	1:50.599	4.008		20.400	6.944	278.8	16:51	51:32.428
9	1	4:01.130	37.726	1:32.708	1:50.696	4.060	4.444	20.563	6.955	289.3	16:55	55:33.558
10	1	4:07.719B	37.821	1:33.086	1:56.812		4.456	20.679		284.7	16:59	59:41.277
11	1	59:44.455	...	1:35.917	1:54.108	4.068		21.346	8.116	268.4	17:59	1:59:25.732
12	1	4:04.363	40.246	1:33.995	1:50.122	3.996	4.553	20.481	6.874	286.2	18:03	2:03:30.095
13	1	4:07.852B	37.807	1:33.320	1:56.725		4.436	20.576		280.3	18:07	2:07:37.947
14	1	9:03.744	5:39.431	1:33.723	1:50.590	4.006		20.840	6.886	279.5	18:16	2:16:41.691
15	1	3:59.501	37.721	1:31.944	1:49.836	4.036	4.441	20.419	6.850	283.2	18:20	2:20:41.192
16	1	3:59.330	37.513	1:31.787	1:50.030	4.063	4.438	20.423	6.923	281.7	18:24	2:24:40.522
17	1	4:07.886B	37.742	1:31.849	1:58.295		4.445	21.153		281.7	18:28	2:28:48.408
18	2	6:30.801	3:03.462	1:34.273	1:53.066	4.008		21.952	7.155	265.8	18:35	2:35:19.209
19	2	4:00.759	38.174	1:32.218	1:50.367	4.029	4.449	20.564	7.038	284.7	18:39	2:39:19.968
20	2	4:00.035	38.023	1:31.940	1:50.072	4.027	4.444	20.382	6.985	285.4	18:43	2:43:20.003
21	2	4:00.439	37.954	1:32.287	1:50.198	4.088	4.443	20.359	6.964	287.7	18:47	2:47:20.442
22	2	4:07.178B	37.842	1:31.552	1:57.784		4.452	20.662		283.2	18:51	2:51:27.620
23	2	6:41.529	3:14.040	1:35.877	1:51.612	4.015		20.766	7.081	254.5	18:58	2:58:09.149
24	2	3:59.225	37.583	1:31.790	1:49.852	4.062	4.468	20.230	6.934	287.7	19:02	3:02:08.374
25	2	4:02.738	37.922	1:31.711	1:53.105	4.058	4.471	20.740	7.195	287.7	19:06	3:06:11.112
26	2	4:01.656	37.763	1:31.436	1:52.457	4.055	4.471	21.860	7.271	288.5	19:10	3:10:12.768

75	Prosper Competition		Porsche 911 GT3 RSR
	1. François PERRODO	3. Markus PALTTALA	LMGTE Am
	2. Emmanuel COLLARD		

1	2	4:43.704	1:07.854	1:38.233	1:57.617	4.080		23.443	7.747	252.2	16:04	4:43.704
2	2	4:09.164	40.543	1:34.546	1:54.075	4.037	4.431	22.071	7.756	268.4	16:08	8:52.868
3	2	4:07.991	40.507	1:33.440	1:54.044	4.014	4.428	21.578	8.722	290.8	16:13	13:00.859
4	2	4:14.331B	39.196	1:33.485	2:01.650		4.417	22.248		293.2	16:17	17:15.190
5	1	8:24.825	4:43.068	1:39.874	2:01.883	4.076		24.608	8.310	260.7	16:25	25:40.015
6	1	4:12.348	40.817	1:35.210	1:56.321	4.002	4.440	23.207	7.877	290.8	16:29	29:52.363
7	1	4:10.218	40.227	1:34.737	1:55.254	4.038	4.432	22.632	7.758	287.7	16:34	34:02.581
8	1	4:07.680	39.820	1:33.536	1:54.324	4.042	4.421	22.379	7.734	289.3	16:38	38:10.261
9	1	4:24.571B	39.752	1:39.251	2:05.568		4.438	23.801		289.3	16:42	42:34.832
10	1	9:44.824	6:13.564	1:35.542	1:55.718	4.047		22.616	7.881	286.2	16:52	52:19.656
11	1	4:08.439	40.022	1:33.402	1:55.015	3.996	4.450	22.146	7.824	290.8	16:56	56:28.095
12	1	4:08.859	39.900	1:35.505	1:53.454	4.048	4.437	21.897	7.524	290.8	17:00	1:00:36.954
13	1	4:08.513	39.868	1:34.230	1:54.415	4.057	4.448	22.153	7.708	287.7	17:04	1:04:45.467
14	1	5:07.410B	39.870	1:40.380	2:47.160		4.447	41.212		213.8	17:09	1:09:52.877
15	2	49:31.680	...	1:35.608	1:56.200	3.981		22.003	7.582	251.0	17:59	1:59:24.557
16	2	4:03.185	38.658	1:31.982	1:52.545	4.009	4.401	21.079	8.534	288.5	18:03	2:03:27.742
17	2	4:02.059	38.496	1:32.356	1:51.207	4.039	4.406	21.022	7.245	288.5	18:07	2:07:29.801
18	2	4:11.184B	38.438	1:33.166	1:59.580		4.436	21.403		265.1	18:11	2:11:40.985
19	2	10:56.590	7:29.908	1:34.077	1:52.605	4.000		21.669	7.271	287.7	18:22	2:22:37.575
20	2	4:02.345	38.407	1:31.946	1:51.992	4.056	4.420	21.398	7.397	289.3	18:26	2:26:39.920
21	2	4:01.445	38.544	1:31.785	1:51.116	4.058	4.418	21.174	7.280	289.3	18:30	2:30:41.365
22	2	4:10.162B	38.996	1:32.192	1:58.974		4.415	21.695		292.4	18:34	2:34:51.527
23	2	8:43.025	5:15.167	1:34.245	1:53.613	3.994		21.719	7.631	292.4	18:43	2:43:34.552
24	2	4:02.463	38.657	1:32.183	1:51.623	3.989	4.407	21.622	7.263	294.8	18:47	2:47:37.015
25	2	4:01.108	38.768	1:31.679	1:50.661	4.000	4.397	21.012	7.061	293.2	18:51	2:51:38.123
26	2	4:10.623B	38.908	1:31.873	1:59.842		4.398	21.193		291.6	18:55	2:55:48.746
27	3	9:11.782	5:35.689	1:37.983	1:58.110	3.967		24.197	8.377	247.0	19:05	3:05:00.528
28	3	4:10.930	40.719	1:34.043	1:56.168	3.970	4.422	23.743	7.805	283.9	19:09	3:09:11.458
29	3	4:09.639	41.316	1:33.178	1:55.145	3.956	4.394	23.036	7.860	290.0	19:13	3:13:21.097
30	3	4:07.270	39.533	1:32.895	1:54.842	3.986	4.416	22.639	7.716	289.3	19:17	3:17:28.367
31	3	4:06.727	39.257	1:33.232	1:54.238	3.952	4.435	22.486	7.785	290.8	19:21	3:21:35.094
32	3	4:15.449B	39.454	1:33.118	2:02.877		4.412	22.927		289.3	19:25	3:25:50.543
33	3	9:17.555B	5:11.928	1:48.617	2:17.010			26.252		290.0	19:35	3:35:08.098



FIA WEC

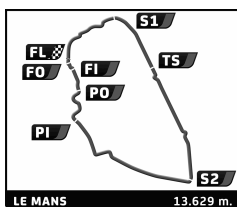
82^e Edition des 24 Heures du Mans

Free Practice

Sector Analysis

■ Personal Best ■ Session Best B Crossing the finish line in pit lane

Lap	D	Time	Sector 1	Sector 2	Sector 3	T6	T7	Porsche	Ford	T. Spd	Hour	Elapsed
76	IMSA Performance Matmut											Porsche 911 GT3 RSR
	1.Raymond NARAC		3.David HALLYDAY									LMGTE Am
	2.Nicolas ARMINDO											
1	1	5:47.332 B	2:02.120	1:37.881	2:07.331			24.753		258.8	16:05	5:47.332
2	1	5:28.426	1:55.507	1:35.600	1:57.319	4.065		23.052	7.840	277.4	16:11	11:15.758
3	1	4:10.493	39.749	1:34.496	1:56.248	4.061	4.476	22.617	7.717	285.4	16:15	15:26.251
4	1	4:19.803 B	39.676	1:35.451	2:04.676		4.471	24.105		264.5	16:19	19:46.054
5	1	22:02.697	...	1:35.569	1:57.328	4.115		23.788	7.436	280.3	16:41	41:48.751
6	1	4:07.448	39.366	1:34.065	1:54.017	4.024	4.511	22.005	7.243	283.9	16:45	45:56.199
7	1	4:05.062	39.168	1:33.176	1:52.718	3.995	4.467	21.551	7.196	285.4	16:50	50:01.261
8	1	4:19.899 B	38.549	1:33.429	2:07.921		4.452	23.962		283.2	16:54	54:21.160
9	1	6:01.734 B	2:23.553	1:34.271	2:03.910			22.260		281.7	17:00	1:00:22.894
10	3	6:53.464 B	2:48.722	1:36.309	2:28.433			40.484		281.0	17:07	1:07:16.358
11	3	53:45.481	...	1:38.294	1:58.008	4.426		24.393	7.839	281.0	18:01	2:01:01.839
12	3	4:10.152	41.937	1:34.544	1:53.671	4.083	4.620	22.283	7.534	269.8	18:05	2:05:11.991
13	3	4:09.121	39.441	1:34.577	1:55.103	4.063	4.462	22.956	7.839	277.4	18:09	2:09:21.112
14	3	4:15.826 B	39.616	1:33.938	2:02.272		4.448	22.647		284.7	18:13	2:13:36.938
15	3	6:06.499	2:37.812	1:34.145	1:54.542	4.110		22.710	7.672	283.9	18:19	2:19:43.437
16	3	4:07.043	39.165	1:34.000	1:53.878	4.142	4.492	21.972	7.798	281.7	18:23	2:23:50.480
17	3	4:06.935	39.248	1:33.996	1:53.691	4.060	4.508	21.856	7.704	282.5	18:27	2:27:57.415
18	3	4:06.521	39.160	1:33.954	1:53.407	4.091	4.474	22.111	7.486	283.9	18:32	2:32:03.936
19	3	4:06.683	39.272	1:33.831	1:53.580	4.130	4.487	22.132	7.627	283.2	18:36	2:36:10.619
20	3	4:08.522	39.064	1:34.385	1:55.073	4.333	4.499	22.447	7.869	282.5	18:40	2:40:19.141
21	3	4:06.983	39.400	1:33.730	1:53.853	4.046	4.553	22.521	7.707	283.9	18:44	2:44:26.124
22	3	4:17.502 B	40.002	1:33.808	2:03.692		4.467	22.534		263.9	18:48	2:48:43.626
23	2	6:25.569	2:58.935	1:34.095	1:52.539	4.073		21.280	7.162	255.7	18:55	2:55:09.195
24	2	4:03.171	38.795	1:32.025	1:52.351	4.050	4.479	22.155	7.014	286.9	18:59	2:59:12.366
25	2	4:01.201	38.613	1:31.777	1:50.811	4.020	4.449	21.025	6.896	289.3	19:03	3:03:13.567
26	2	4:05.775	38.050	1:31.599	1:56.126	3.989	4.449	21.781	7.412	289.3	19:07	3:07:19.342
27	2	4:01.933	38.763	1:31.842	1:51.328	3.976	4.414	20.903	7.135	288.5	19:11	3:11:21.275
28	2	4:08.772 B	38.266	1:32.197	1:58.309		4.425	21.578		289.3	19:15	3:15:30.047
29	2	7:26.101	4:02.122	1:32.798	1:51.181	4.040		20.931	6.971	283.9	19:22	3:22:56.148
30	2	4:01.239	38.310	1:32.145	1:50.784	4.022	4.462	20.692	7.074	287.7	19:26	3:26:57.387
31	2	4:00.760	38.164	1:31.687	1:50.909	4.018		20.744	7.069	290.8	19:30	3:30:58.147
32	2	4:20.068 B	38.006	1:35.405	2:06.657			24.332		256.4	19:35	3:35:18.215
33	2	14:10.282	...	1:33.163	1:50.504	4.008		20.650	6.911	278.1	19:49	3:49:28.497
34	2	4:52.801 B	40.820	1:54.197	2:17.784		4.441	25.349		194.9	19:54	3:54:21.298
77	Dempsey Racing - Proton											Porsche 911 RSR
	1.Patrick DEMPSEY		3.Patrick LONG									LMGTE Am
	2.Joe FOSTER											
1	3	16:01.354 B	...	1:41.096	2:08.202			25.443		209.7	16:16	16:01.354
2	3	9:12.719	5:45.610	1:33.483	1:53.626	3.973		22.023	7.375	286.2	16:25	25:14.073
3	3	4:00.376	37.937	1:31.523	1:50.916	3.999	4.450	21.080	7.098	290.8	16:29	29:14.449
4	3	3:59.893	37.849	1:31.473	1:50.571	3.963	4.460	20.965	7.101	289.3	16:33	33:14.342
5	3	4:01.485	38.209	1:31.885	1:51.391	3.986	4.433	21.033	7.284	289.3	16:37	37:15.827
6	3	4:04.948 B	37.698	1:31.253	1:55.997		4.440	20.862		291.6	16:41	41:20.775
7	1	25:35.280 B	...	1:39.047	2:28.851			36.205		270.4	17:06	1:06:56.055
8	1	54:55.090	...	1:38.462	1:56.377	4.051		22.668	7.782	254.5	18:01	2:01:51.145
9	1	4:09.146	39.321	1:35.265	1:54.560	4.153	4.498	21.497	7.561	286.2	18:06	2:06:00.291
10	1	4:10.355	39.414	1:34.870	1:56.071	4.094	4.524	22.701	7.809	283.9	18:10	2:10:10.646
11	1	4:08.908	39.301	1:35.323	1:54.284	4.131	4.500	21.587	7.648	286.9	18:14	2:14:19.554
12	1	4:10.138	40.849	1:34.157	1:55.132	4.092	4.497	22.297	8.046	290.8	18:18	2:18:29.692
13	1	4:21.885 B	39.961	1:35.755	2:06.169		4.494	21.786		286.2	18:22	2:22:51.577
14	2	7:47.991	4:17.373	1:36.736	1:53.882	4.008		21.520	7.598	259.4	18:30	2:30:39.568
15	2	4:04.725	39.066	1:32.984	1:52.675	4.083	4.462	21.115	7.440	286.2	18:34	2:34:44.293
16	2	4:05.086	38.939	1:33.034	1:53.113	4.029	4.487	21.656	7.569	290.0	18:38	2:38:49.379
17	2	4:05.685	38.856	1:33.674	1:53.155	4.039	4.469	21.608	7.636	261.3	18:42	2:42:55.064



FIA WEC 82^e Edition des 24 Heures du Mans Free Practice

Sector Analysis

■ Personal Best ■ Session Best B Crossing the finish line in pit lane

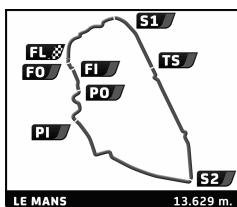
Lap	D	Time	Sector 1	Sector 2	Sector 3	T6	T7	Porsche	Ford	T. Spd	Hour	Elapsed
18	2	4:04.755	38.840	1:32.765	1:53.150	4.048	4.469	21.842	7.582	288.5	18:46	2:46:59.819
19	2	4:16.473B	39.002	1:32.813	2:04.658		4.477	22.742		287.7	18:51	2:51:16.292
20	3	12:27.017	8:56.576	1:33.057	1:57.384	3.948		25.850	7.850	288.5	19:03	3:03:43.309
21	3	3:58.512	37.556	1:31.692	1:49.264	3.917	4.452	20.485	6.974	286.2	19:07	3:07:41.821
22	3	3:58.408	37.577	1:30.768	1:50.063	3.965	4.429	21.249	7.203	290.8	19:11	3:11:40.229
23	3	4:01.014	37.536	1:31.046	1:52.432	3.918	4.445	22.967	7.177	290.8	19:15	3:15:41.243
24	3	3:58.167	37.577	1:31.258	1:49.332	3.947	4.432	20.545	6.972	288.5	19:19	3:19:39.410
25	3	4:05.780B	37.508	1:31.265	1:57.007		4.435	21.206		288.5	19:23	3:23:45.190
26	3	9:09.879	5:46.630	1:32.050	1:51.199	3.933		20.864	7.117	290.0	19:32	3:32:55.069
27	3	5:06.580B	38.596	1:46.952	2:41.032			24.801		162.9	19:38	3:38:01.649
28	3	11:36.609	8:13.713	1:31.891	1:51.005	3.937		20.729	7.662	275.3	19:49	3:49:38.258
29	3	5:14.506B	40.012	2:29.152	2:05.342		4.432	22.096		196.7	19:54	3:54:52.764

79 Prospeed Competition
 1. Cooper MacNEIL 3. Jeroen BLEEKEMOLEN Porsche 911 GT3 RSR
 2. Bret CURTIS LMGTE Am

1	3	20:35.436B	...	1:39.244	2:05.639			23.640		239.3	16:20	20:35.436
2	3	8:16.541	4:44.678	1:36.022	1:55.841	4.091		22.480	8.020	283.9	16:28	28:51.977
3	3	4:10.065	39.517	1:35.769	1:54.779	4.025	4.481	22.350	7.955	285.4	16:33	33:02.042
4	3	4:07.068	39.537	1:33.832	1:53.699	4.006	4.455	21.813	7.710	288.5	16:37	37:09.110
5	3	4:05.272	39.158	1:33.128	1:52.986	4.022	4.435	21.579	7.550	291.6	16:41	41:14.382
6	3	4:05.380	38.924	1:33.255	1:53.201	4.023	4.440	21.469	7.770	289.3	16:45	45:19.762
7	3	4:14.193B	38.937	1:33.512	2:01.744		4.441	22.378		287.7	16:49	49:33.955
8	3	13:09.962	9:41.973	1:33.976	1:54.013	4.015		22.166	7.632	285.4	17:02	1:02:43.917
9	3	4:34.328B	38.614	1:33.186	2:22.528		4.456	36.505		286.2	17:07	1:07:18.245
10	3	52:17.645	...	1:35.226	1:54.891	3.979		22.333	7.740	273.9	17:59	1:59:35.890
11	3	4:03.836	38.353	1:32.663	1:52.820	4.006	4.414	21.300	7.538	292.4	18:03	2:03:39.726
12	3	4:02.573	38.288	1:32.805	1:51.480	4.004	4.428	21.218	7.458	288.5	18:07	2:07:42.299
13	3	4:02.279	38.332	1:32.421	1:51.526	3.994	4.432	21.415	7.359	289.3	18:11	2:11:44.578
14	3	4:11.010B	38.350	1:32.880	1:59.780		4.438	22.232		286.9	18:15	2:15:55.588
15	1	8:47.782	4:57.146	1:43.586	2:07.050	4.175		25.607	8.825	219.4	18:24	2:24:43.370
16	1	4:28.584	43.261	1:38.944	2:06.379	4.095	4.535	26.083	9.002	255.7	18:29	2:29:11.954
17	1	4:22.858	41.700	1:37.559	2:03.599	4.238	4.501	24.722	9.349	267.1	18:33	2:33:34.812
18	1	4:19.827	41.805	1:37.109	2:00.913	4.095	4.533	24.463	8.663	278.8	18:37	2:37:54.639
19	1	4:18.824	41.990	1:36.828	2:00.006	4.082	4.495	24.026	8.469	281.0	18:42	2:42:13.463
20	1	4:16.771	41.347	1:36.906	1:58.518	4.054	4.491	24.002	8.318	283.9	18:46	2:46:30.234
21	1	4:15.672	42.183	1:35.601	1:57.888	4.087	4.506	23.664	8.265	288.5	18:50	2:50:45.906
22	1	4:14.278	40.403	1:36.443	1:57.432	4.000	4.477	23.450	8.159	281.0	18:55	2:55:00.184
23	1	4:15.632	40.491	1:35.574	1:59.567	4.094	4.455	25.452	8.166	286.9	18:59	2:59:15.816
24	1	4:23.643B	42.064	1:36.598	2:04.981		4.476	24.161		286.9	19:03	3:03:39.459
25	2	8:54.119	5:10.969	1:39.905	2:03.245	4.213		25.331	8.359	278.8	19:12	3:12:33.578
26	2	4:18.532	41.789	1:37.432	1:59.311	4.163	4.526	24.260	8.595	284.7	19:16	3:16:52.110
27	2	4:16.363	41.071	1:36.230	1:59.062	4.146	4.507	24.271	8.027	286.2	19:21	3:21:08.473
28	2	4:13.988	40.783	1:35.970	1:57.235	4.177	4.507	23.675	8.065	285.4	19:25	3:25:22.461
29	2	4:13.292	40.728	1:36.076	1:56.488	4.282		23.402	7.876	283.9	19:29	3:29:35.753
30	2	4:25.269B	40.380	1:36.015	2:08.874			23.724		284.7	19:34	3:34:01.022
31	2	16:13.713B	...	1:36.692	2:08.139			23.544		285.4	19:50	3:50:14.735

81 AF Corse
 1. Stephen WYATT 3. Sam BIRD Ferrari 458 Italia
 2. Michele RUGOLO LMGTE Am

1	3	5:31.167B	1:33.643	1:45.277	2:12.247			24.696		194.2	16:05	5:31.167
2	3	7:09.756	3:29.859	1:41.663	1:58.234	3.981		22.858	8.000	225.4	16:12	12:40.923
3	3	4:13.921	40.306	1:37.709	1:55.906	3.919	4.459	22.120	8.170	220.8	16:16	16:54.844
4	3	4:02.778	38.429	1:32.886	1:51.463	3.920	4.428	21.035	7.290	291.6	16:20	20:57.622
5	3	4:01.065	38.031	1:32.556	1:50.478	3.905	4.427	20.918	7.144	289.3	16:24	24:58.687
6	3	3:59.497	37.662	1:31.797	1:50.038	3.872	4.418	20.676	7.064	291.6	16:28	28:58.184
7	3	4:08.063B	37.592	1:31.367	1:59.104		4.407	21.178		293.2	16:33	33:06.247
8	1	12:13.554	8:34.067	1:39.762	1:59.725	4.354		22.783	8.208	212.1	16:45	45:19.801



FIA WEC 82^e Edition des 24 Heures du Mans Free Practice

Sector Analysis

■ Personal Best ■ Session Best B Crossing the finish line in pit lane

Lap	D	Time	Sector 1	Sector 2	Sector 3	T6	T7	Porsche	Ford	T. Spd	Hour	Elapsed
9	1	4:12.938	40.599	1:35.446	1:56.893	4.200	4.770	23.175	8.093	286.9	16:49	49:32.739
10	1	4:09.606	39.641	1:34.592	1:55.373	4.211	4.553	22.252	7.793	287.7	16:53	53:42.345
11	1	4:07.933	39.102	1:34.317	1:54.514	4.190	4.554	21.917	7.658	289.3	16:57	57:50.278
12	1	4:07.245	39.025	1:33.847	1:54.373	4.135	4.542	21.933	7.493	287.7	17:01	1:01:57.523
13	1	4:27.272 B	39.585	1:33.643	2:14.044		4.515	29.431		287.7	17:06	1:06:24.795
14	1	53:21.532	...	1:40.406	1:58.529	4.124		23.807	7.848	281.0	17:59	1:59:46.327
15	1	4:07.036	38.963	1:34.064	1:54.009	4.185	4.498	21.811	7.525	289.3	18:03	2:03:53.363
16	1	4:06.244	39.040	1:33.338	1:53.866	4.078	4.525	21.741	7.896	289.3	18:07	2:07:59.607
17	1	4:39.882 B	38.995	1:33.528	2:27.359		4.498	21.890		287.7	18:12	2:12:39.489
18	1	10:26.903	6:56.471	1:36.005	1:54.427	4.073		21.765	7.601	225.8	18:23	2:23:06.392
19	1	4:05.089	38.497	1:32.597	1:53.995	4.071	4.492	21.644	7.927	290.0	18:27	2:27:11.481
20	1	4:06.315	38.331	1:33.402	1:54.582	4.166	4.464	22.695	7.628	290.0	18:31	2:31:17.796
21	1	4:04.149	38.749	1:32.607	1:52.793	4.009	4.514	21.740	7.529	289.3	18:35	2:35:21.945
22	1	4:04.021	38.732	1:32.848	1:52.441	4.065	4.463	21.482	7.378	288.5	18:39	2:39:25.966
23	1	4:07.878	39.412	1:33.271	1:55.195	4.157	4.480	22.643	7.485	289.3	18:43	2:43:33.844
24	1	4:02.773	38.337	1:32.499	1:51.937	3.995	4.497	21.404	7.338	290.0	18:47	2:47:36.617
25	1	4:13.367 B	38.433	1:33.148	2:01.786		4.453	21.574		289.3	18:51	2:51:49.984
26	2	6:33.986	3:02.401	1:33.576	1:58.009	4.017		25.041	8.212	286.9	18:58	2:58:23.970
27	2	4:03.027	38.438	1:32.286	1:52.303	3.993	4.472	21.860	7.390	287.7	19:02	3:02:26.997
28	2	4:06.301	38.965	1:32.484	1:54.852	3.987	4.460	21.749	7.703	289.3	19:06	3:06:33.298
29	2	4:00.897	37.921	1:31.839	1:51.137	3.947	4.465	21.149	7.072	290.8	19:10	3:10:34.195
30	2	3:59.538	37.762	1:31.594	1:50.182	3.953	4.450	20.668	7.046	287.7	19:14	3:14:33.733
31	2	3:58.923	37.672	1:31.403	1:49.848	3.901	4.450	20.881	6.907	289.3	19:18	3:18:32.656
32	2	4:01.438	38.860	1:31.795	1:50.783	3.924	4.415	20.962	7.337	290.8	19:22	3:22:34.094
33	2	3:59.215	37.522	1:31.341	1:50.352	4.023	4.436	20.484	7.671	289.3	19:26	3:26:33.309
34	2	4:09.001 B	38.578	1:32.033	1:58.390			22.007		286.2	19:30	3:30:42.310
35	3	20:02.895 B	...	1:40.582	2:09.178			24.565		283.9	19:50	3:50:45.205

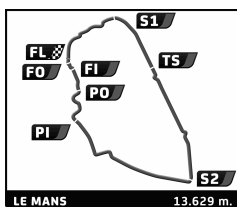
88

Proton Competition
1. Christian RIED
2. Klaus BACHLER

3. Khaled AL QUBAISI

Porsche 911 RSR
LMGTE Am

1	1	13:28.747 B	9:36.749	1:40.982	2:11.016			24.903		235.2	16:13	13:28.747
2	1	9:55.211	6:20.794	1:37.175	1:57.242	4.077		22.889	7.718	252.8	16:23	23:23.958
3	1	4:11.100	40.148	1:34.361	1:56.591	4.109	4.489	23.293	7.486	288.5	16:27	27:35.058
4	1	4:07.964	39.432	1:33.749	1:54.783	4.052	4.511	22.284	7.536	287.7	16:31	31:43.022
5	1	4:06.722	39.990	1:33.135	1:53.597	3.991	4.483	22.167	7.404	289.3	16:35	35:49.744
6	1	4:05.202	38.847	1:33.267	1:53.088	4.052	4.461	22.070	7.286	290.0	16:39	39:54.946
7	1	4:04.790	39.073	1:32.892	1:52.825	3.997	4.476	21.757	7.409	290.0	16:43	43:59.736
8	1	4:17.536 B	40.050	1:33.767	2:03.719		4.459	23.040		290.0	16:48	48:17.272
9	2	15:07.712	...	1:37.952	1:55.950	4.066		22.258	7.407	265.8	17:03	1:03:24.984
10	2	4:55.487 B	39.020	1:34.271	2:42.196		4.514	45.277		286.9	17:08	1:08:20.471
11	2	52:41.477	...	1:35.173	1:53.510	4.140		21.993	7.320	276.7	18:01	2:01:01.948
12	2	4:07.467	41.305	1:34.341	1:51.821	4.047	4.513	21.337	7.149	285.4	18:05	2:05:09.415
13	2	4:02.297	38.593	1:32.468	1:51.236	4.039	4.498	20.884	7.124	286.9	18:09	2:09:11.712
14	2	4:03.144	38.835	1:32.448	1:51.861	3.999	4.481	21.117	7.531	287.7	18:13	2:13:14.856
15	2	4:04.341	40.061	1:32.195	1:52.085	4.041	4.445	21.068	7.956	292.4	18:17	2:17:19.197
16	2	4:08.516 B	39.093	1:32.215	1:57.208		4.473	20.974		289.3	18:21	2:21:27.713
17	2	9:38.927	6:12.664	1:33.508	1:52.755	4.085		21.511	7.281	285.4	18:31	2:31:06.640
18	2	4:01.932	39.237	1:32.149	1:50.546	4.015	4.472	20.944	7.018	286.9	18:35	2:35:08.572
19	2	3:59.461	37.845	1:31.625	1:49.991	3.969	4.467	20.894	7.057	286.9	18:39	2:39:08.033
20	2	4:06.676 B	37.855	1:31.356	1:57.465		4.445	20.847		290.0	18:43	2:43:14.709
21	3	15:49.370	...	1:44.406	2:02.733	4.210		24.599	8.549	240.9	18:59	2:59:04.079
22	3	4:15.773	40.299	1:35.184	2:00.290	4.184	4.536	24.616	7.786	286.2	19:03	3:03:19.852
23	3	4:12.982	40.165	1:34.588	1:58.229	4.157	4.513	23.451	7.742	257.0	19:07	3:07:32.834
24	3	4:14.020	40.706	1:35.715	1:57.599	4.166	4.628	23.019	7.819	270.4	19:11	3:11:46.854
25	3	4:09.548	39.822	1:34.185	1:55.541	4.248	4.507	22.755	8.103	290.8	19:15	3:15:56.402
26	3	4:16.181	40.182	1:34.203	2:01.796	4.085	4.536	25.036	7.937	288.5	19:20	3:20:12.583
27	3	4:07.037	39.382	1:33.698	1:53.957	4.083	4.484	22.296	7.473	288.5	19:24	3:24:19.620



FIA WEC 82^e Edition des 24 Heures du Mans Free Practice

Sector Analysis

■ Personal Best ■ Session Best B Crossing the finish line in pit lane

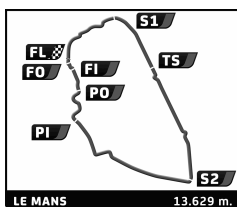
Lap	D	Time	Sector 1	Sector 2	Sector 3	T6	T7	Porsche	Ford	T. Spd	Hour	Elapsed
28	3	4:05.140	39.118	1:33.138	1:52.884	4.135		21.761	7.292	291.6	19:28	3:28:24.760
29	3	4:04.807	38.874	1:33.297	1:52.636	4.168		21.806	7.284	281.0	19:32	3:32:29.567
30	3	5:20.863 B	38.831	1:55.712	2:46.320			29.468		185.2	19:37	3:37:50.430
31	1	13:30.985 B	9:35.235	1:38.143	2:17.607			26.857		282.5	19:51	3:51:21.415

90	8 Star Motorsports											Ferrari 458 Italia
	1. Franck MONTECALVO		3. Paolo RUBERTI									LMGTE Am
	2. Gianluca RODA											

1	3	5:41.245 B	1:41.201	1:45.118	2:14.926			24.725		212.1	16:05	5:41.245
2	3	7:40.316	3:57.229	1:42.032	2:01.055	4.097		22.461	7.814	233.1	16:13	13:21.561
3	3	4:08.436	38.838	1:34.301	1:55.297	3.990	4.481	22.368	7.454	276.0	16:17	17:29.997
4	3	4:13.868 B	38.553	1:32.025	2:03.290			22.956		286.2	16:21	21:43.865
5	3	12:09.389	8:28.205	1:40.372	2:00.812	4.046		22.964	7.486	233.7	16:33	33:53.254
6	3	4:24.898 B	38.729	1:33.061	2:13.108		4.486	23.989		290.0	16:38	38:18.152
7	3	25:32.748	...	1:34.680	1:53.429	4.019		21.704	7.081	278.1	17:03	1:03:50.900
8	3	4:54.864 B	38.143	1:34.710	2:42.011		4.495	42.037		286.9	17:08	1:08:45.764
9	3	52:17.815	...	1:36.423	1:52.616	4.092		21.656	6.965	235.2	18:01	2:01:03.579
10	3	4:10.322	40.393	1:34.623	1:55.306	4.075	4.481	22.821	6.974	263.2	18:05	2:05:13.901
11	3	4:00.843	38.006	1:32.360	1:50.477	4.097	4.485	20.675	6.834	291.6	18:09	2:09:14.744
12	3	4:00.303	37.935	1:31.958	1:50.410	3.932	4.484	20.824	7.012	290.0	18:13	2:13:15.047
13	3	4:01.153	39.265	1:32.080	1:49.808	4.048	4.423	20.477	6.829	287.7	18:17	2:17:16.200
14	3	3:59.901	38.040	1:32.200	1:49.661	4.016	4.480	20.503	6.797	290.0	18:21	2:21:16.101
15	3	4:14.931 B	39.416	1:34.188	2:01.327		4.457	21.945		256.4	18:25	2:25:31.032
16	2	6:56.090	3:20.695	1:38.547	1:56.848	4.026		23.388	7.892	259.4	18:32	2:32:27.122
17	2	4:08.565	40.183	1:35.253	1:53.129	4.013	4.453	21.663	7.421	246.4	18:36	2:36:35.687
18	2	4:03.866	38.494	1:33.012	1:52.360	4.136	4.441	21.484	7.428	286.9	18:40	2:40:39.553
19	2	4:23.060 B	40.454	1:36.794	2:05.812		4.474	22.383		289.3	18:45	2:45:02.613
20	2	5:46.034	2:11.717	1:39.998	1:54.319	4.086		21.733	7.378	273.9	18:50	2:50:48.647
21	2	4:03.481	38.238	1:33.250	1:51.993	3.990	4.485	21.047	7.306	286.9	18:54	2:54:52.128
22	2	4:02.520	38.267	1:32.544	1:51.709	3.998	4.449	21.165	7.393	288.5	18:58	2:58:54.648
23	2	4:03.164	38.360	1:33.547	1:51.257	4.020	4.443	20.908	7.307	292.4	19:02	3:02:57.812
24	2	4:05.027	38.337	1:32.846	1:53.844	3.995	4.462	21.150	7.296	286.9	19:07	3:07:02.839
25	2	4:02.106	38.162	1:32.398	1:51.546	4.081	4.446	20.991	7.295	287.7	19:11	3:11:04.945
26	2	4:02.769	38.335	1:32.900	1:51.534	4.050	4.479	21.097	7.214	287.7	19:15	3:15:07.714
27	2	4:33.058 B	38.989	1:35.535	2:18.534		4.462	27.032		243.6	19:19	3:19:40.772
28	1	5:53.252	2:23.230	1:35.878	1:54.144	3.975		21.949	7.791	261.9	19:25	3:25:34.024
29	1	4:05.326	39.126	1:33.752	1:52.448	4.003		21.438	7.442	290.0	19:29	3:29:39.350
30	1	4:16.549 B	38.966	1:33.281	2:04.302			22.699		291.6	19:33	3:33:55.899

91	Porsche Team Manthey											Porsche 911 RSR
	1. Patrick PILET		3. Nick TANDY									LMGTE Pro
	2. Jörg BERGMEISTER											

1	3	5:12.652 B	1:20.669	1:40.624	2:11.359			24.821		201.8	16:05	5:12.652
2	3	9:49.850	6:16.553	1:36.812	1:56.485	4.066		22.027	7.722	237.8	16:15	15:02.502
3	3	4:02.793	38.195	1:32.840	1:51.758	4.036	4.466	21.073	7.422	290.0	16:19	19:05.295
4	3	4:02.053	38.594	1:32.217	1:51.242	4.076	4.459	21.349	7.053	289.3	16:23	23:07.348
5	3	4:00.658	37.922	1:31.927	1:50.809	4.049	4.456	20.895	7.161	289.3	16:27	27:08.006
6	3	4:01.224	38.538	1:32.044	1:50.642	3.997	4.470	21.333	7.034	289.3	16:31	31:09.230
7	3	4:08.287 B	38.282	1:31.923	1:58.082		4.447	20.736		290.8	16:35	35:17.517
8	3	9:40.525	6:14.807	1:33.480	1:52.238	4.022		20.992	7.663	289.3	16:44	44:58.042
9	3	3:59.615	37.808	1:31.390	1:50.417	4.065	4.467	20.993	7.016	293.2	16:48	48:57.657
10	3	3:58.715	37.783	1:31.323	1:49.609	4.051	4.470	20.413	6.968	290.8	16:52	52:56.372
11	3	4:00.280	37.682	1:31.095	1:51.503	4.005	4.473	21.146	7.537	293.2	16:56	56:56.652
12	3	3:58.637	37.947	1:31.346	1:49.344	3.986	4.454	20.476	6.865	285.4	17:00	1:00:55.289
13	3	4:07.191 B	37.715	1:31.051	1:58.425		4.445	20.593		290.8	17:05	1:05:02.480
14	3	54:43.037	...	1:33.419	1:53.143	3.995		22.033	7.520	286.2	17:59	1:59:45.517
15	3	4:01.312	38.134	1:31.438	1:51.740	4.016	4.453	20.685	7.367	290.0	18:03	2:03:46.829
16	3	3:59.698	38.049	1:31.572	1:50.077	3.978	4.455	20.681	6.962	292.4	18:07	2:07:46.527
17	3	4:08.827 B	38.706	1:31.747	1:58.374		4.447	21.110		290.0	18:11	2:11:55.354



FIA WEC 82^e Edition des 24 Heures du Mans Free Practice

Sector Analysis

■ Personal Best ■ Session Best B Crossing the finish line in pit lane

Lap	D	Time	Sector 1	Sector 2	Sector 3	T6	T7	Porsche	Ford	T. Spd	Hour	Elapsed
18	2	11:32.804	8:06.923	1:34.463	1:51.418	3.988		20.988	7.073	245.9	18:23	2:23:28.158
19	2	4:00.055	37.991	1:32.017	1:50.047	4.042	4.480	20.632	6.917	287.7	18:27	2:27:28.213
20	2	3:59.618	37.764	1:31.803	1:50.051	4.023	4.484	20.635	6.882	289.3	18:31	2:31:27.831
21	2	4:02.682	39.610	1:31.631	1:51.441	4.081	4.469	22.088	6.964	290.8	18:35	2:35:30.513
22	2	4:02.355	38.919	1:32.809	1:50.627	4.046	4.487	21.324	7.039	276.0	18:39	2:39:32.868
23	2	3:59.076	37.690	1:31.092	1:50.294	3.995	4.480	20.736	7.063	291.6	18:43	2:43:31.944
24	2	3:59.527	37.855	1:31.213	1:50.459	4.102	4.468	20.682	7.547	289.3	18:47	2:47:31.471
25	2	3:58.364	37.706	1:31.205	1:49.453	4.041	4.484	20.460	7.003	290.0	18:51	2:51:29.835
26	2	3:59.924	37.797	1:31.277	1:50.850	4.000	4.470	21.379	7.094	289.3	18:55	2:55:29.759
27	2	3:58.316	37.591	1:31.113	1:49.612	3.920	4.452	20.576	7.086	290.0	18:59	2:59:28.075
28	2	4:03.922	38.476	1:31.163	1:54.283	3.966	4.411	23.869	7.279	293.2	19:03	3:03:31.997
29	2	4:01.050	39.424	1:31.192	1:50.434	3.938	4.425	20.758	7.066	290.0	19:07	3:07:33.047
30	2	3:58.410	37.662	1:30.863	1:49.885	4.139	4.413	20.732	7.268	290.8	19:11	3:11:31.457
31	2	4:07.411 B	38.371	1:31.001	1:58.039		4.492	21.363		293.2	19:15	3:15:38.868
32	1	34:27.047 B	...	1:37.436	2:03.674			21.066		272.5	19:50	3:50:05.915

92

Porsche Team Manthey

1. Marco HOLZER
2. Frédéric MAKOWIECKI

3. Richard LIETZ

Porsche 911 RSR
LMGTE Pro

1	1	19:02.256 B	1:13.639	6:35.698	...			2:06.771		228.2	16:19	19:02.256
2	1	1:40:27.822 B	...	1:36.488	2:02.314			22.644		233.1	17:59	1:59:30.078
3	1	11:32.240	8:06.793	1:33.963	1:51.484	3.905		21.349	7.374	253.3	18:11	2:11:02.318
4	1	3:58.905	38.035	1:31.165	1:49.705	3.963	4.411	20.666	6.963	290.0	18:15	2:15:01.223
5	1	3:58.822	37.939	1:30.920	1:49.963	4.009	4.427	20.789	7.154	289.3	18:19	2:19:00.045
6	1	4:03.889	38.595	1:33.778	1:51.516	3.986	4.431	21.476	7.332	226.3	18:23	2:23:03.934
7	1	4:09.657 B	38.769	1:32.789	1:58.099		4.482	21.371		277.4	18:27	2:27:13.591
8	1	11:37.602	8:13.659	1:31.911	1:52.032	3.967		20.981	7.399	283.2	18:38	2:38:51.193
9	1	3:59.118	37.896	1:31.377	1:49.845	4.028	4.438	20.845	6.997	288.5	18:42	2:42:50.311
10	1	3:58.728	37.736	1:30.826	1:50.166	3.984	4.461	20.780	6.873	288.5	18:46	2:46:49.039
11	1	4:09.070 B	38.526	1:31.810	1:58.734		4.436	21.436		290.0	18:50	2:50:58.109
12	3	8:13.598	4:46.035	1:33.999	1:53.564	3.966		22.581	7.279	286.2	18:59	2:59:11.707
13	3	4:01.033	38.301	1:31.982	1:50.750	3.997	4.453	20.993	6.997	289.3	19:03	3:03:12.740
14	3	4:05.253	37.970	1:31.243	1:56.040	3.938	4.462	22.587	8.086	289.3	19:07	3:07:17.993
15	3	4:10.190 B	38.000	1:31.763	2:00.427		4.426	21.279		288.5	19:11	3:11:28.183
16	3	9:18.845	5:55.240	1:32.511	1:51.094	4.000		21.067	7.148	287.7	19:20	3:20:47.028
17	3	3:59.831	37.891	1:31.243	1:50.697	3.987	4.452	20.921	7.197	289.3	19:24	3:24:46.859
18	3	3:58.492	37.672	1:31.139	1:49.681	4.013		20.678	6.798	289.3	19:28	3:28:45.351
19	3	4:12.795 B	38.633	1:34.015	2:00.147			21.582		278.1	19:32	3:32:58.146
20	2	16:14.688	...	1:34.976	1:52.935	3.994		21.530	7.512	281.7	19:49	3:49:12.834
21	2	4:29.381 B	38.431	1:42.782	2:08.168		4.464	22.598		198.5	19:53	3:53:42.215

95

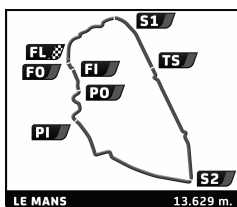
Aston Martin Racing

1. Kristian POULSEN
2. David HEINEMEIER-HANSSON

3. Nicik THIM

Aston Martin Vantage V8
LMGTE Am

1	1	20:18.901 B	...	1:46.025	2:20.846			28.446		197.8	16:20	20:18.901
2	1	10:56.392	6:46.670	2:01.540	2:08.182	4.471		25.599	8.162	172.0	16:31	31:15.293
3	1	4:11.810	41.015	1:34.617	1:56.178	4.055	4.713	23.095	7.798	288.5	16:35	35:27.103
4	1	4:14.144 B	38.991	1:33.809	2:01.344		4.456	22.116		289.3	16:39	39:41.247
5	2	11:40.718	8:10.697	1:34.882	1:55.139	4.006		22.018	7.869	283.9	16:51	51:21.965
6	2	4:06.364	38.641	1:32.418	1:55.305	4.160	4.432	22.840	7.698	290.8	16:55	55:28.329
7	2	4:04.989	39.184	1:32.583	1:53.222	3.968	4.475	22.093	7.638	288.5	16:59	59:33.318
8	2	4:10.047 B	38.545	1:32.050	1:59.452		4.416	21.350		287.7	17:03	1:03:43.365
9	2	58:19.149	...	1:34.231	1:52.075	4.020		21.026	7.605	282.5	18:02	2:02:02.514
10	2	4:08.619 B	38.323	1:31.964	1:58.332		4.420	21.127		289.3	18:06	2:06:11.133
11	3	8:26.662	5:00.886	1:33.128	1:52.648	4.063		21.064	7.564	283.9	18:14	2:14:37.795
12	3	4:13.498 B	38.063	1:32.021	2:03.414		4.455	21.762		286.2	18:18	2:18:51.293
13	3	14:23.754 B	...	1:32.506	1:59.176			20.858		286.9	18:33	2:33:15.047
14	3	11:31.820	8:07.004	1:33.412	1:51.404	3.958		21.280	7.239	284.7	18:44	2:44:46.867
15	3	3:58.672	37.699	1:31.501	1:49.472	4.039	4.440	20.246	6.919	285.4	18:48	2:48:45.539



FIA WEC

82° Edition des 24 Heures du Mans

Free Practice

Sector Analysis

■ Personal Best ■ Session Best B Crossing the finish line in pit lane

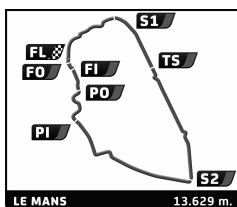
Lap	D	Time	Sector 1	Sector 2	Sector 3	T6	T7	Porsche	Ford	T. Spd	Hour	Elapsed
16	3	3:57.015	37.588	1:30.915	1:48.512	3.942	4.452	19.883	6.831	287.7	18:52	2:52:42.554
17	3	4:12.350B	37.829	1:31.299	2:03.222		4.418	21.795		287.7	18:56	2:56:54.904
18	1	6:36.793	3:06.164	1:34.421	1:56.208	4.137		24.124	7.452	256.4	19:03	3:03:31.697
19	1	4:04.638	40.253	1:32.721	1:51.664	3.974	4.482	21.300	7.231	287.7	19:07	3:07:36.335
20	1	4:04.508	38.185	1:33.594	1:52.729	3.994	4.420	21.989	7.586	266.5	19:11	3:11:40.843
21	1	4:02.712	38.397	1:32.280	1:52.035	3.987	4.425	21.782	7.215	288.5	19:15	3:15:43.555
22	1	4:07.497	40.091	1:33.210	1:54.196	4.010	4.422	22.371	7.483	285.4	19:19	3:19:51.052
23	1	4:03.368	38.521	1:32.902	1:51.945	3.976	4.447	21.464	7.279	283.9	19:23	3:23:54.420
24	1	4:01.922	38.186	1:32.387	1:51.349	3.956	4.427	21.308	7.227	284.7	19:27	3:27:56.342
25	1	4:04.478	38.057	1:34.398	1:52.023	3.983		21.754	7.162	286.2	19:32	3:32:00.820
26	1	4:55.606B	38.050	1:47.614	2:29.942			29.080		243.6	19:36	3:36:56.426
27	2	14:25.920B	...	1:36.809	2:17.527			26.471		285.4	19:51	3:51:22.346

97 **Aston Martin Racing** Aston Martin Vantage V8
 1. Darren TURNER 3. Bruno SENNA LMGTE Pro
 2. Stefan MÜCKE

1	2	21:09.089B	...	1:38.059	2:07.284			22.213		232.1	16:21	21:09.089
2	2	9:36.990	6:08.087	1:35.409	1:53.494	3.987		20.883	7.651	218.1	16:30	30:46.079
3	2	4:08.011B	38.427	1:31.837	1:57.747		4.439	20.361		292.4	16:34	34:54.090
4	2	12:31.488	8:59.841	1:37.893	1:53.754	4.013		20.875	7.886	286.2	16:47	47:25.578
5	2	4:01.371	38.412	1:32.214	1:50.745	3.958	4.437	20.717	7.280	292.4	16:51	51:26.949
6	2	4:09.642B	38.056	1:31.141	2:00.445		4.401	21.648		293.2	16:55	55:36.591
7	2	1:09:45.433	...	1:33.474	1:52.257	3.973		21.172	7.253	282.5	18:05	2:05:22.024
8	2	4:06.535B	37.728	1:31.904	1:56.903		4.426	20.605		286.2	18:09	2:09:28.559
9	2	24:07.082	...	1:32.520	1:53.554	3.959		20.700	7.261	286.9	18:33	2:33:35.641
10	2	4:00.236	38.195	1:30.813	1:51.228	3.946	4.408	21.440	7.441	289.3	18:37	2:37:35.877
11	2	4:10.677B	37.770	1:33.033	1:59.874		4.379	21.145		278.8	18:41	2:41:46.554
12	1	7:13.405	3:50.410	1:33.203	1:49.792	3.986		20.453	7.091	285.4	18:48	2:48:59.959
13	1	3:57.086	37.563	1:31.143	1:48.380	3.992	4.409	19.860	6.973	286.9	18:52	2:52:57.045
14	1	3:57.545	38.284	1:31.095	1:48.166	3.933	4.405	19.758	6.870	290.8	18:56	2:56:54.590
15	1	4:05.748B	37.341	1:30.982	1:57.425		4.395	22.221		288.5	19:01	3:01:00.338
16	1	10:22.446	7:02.621	1:31.406	1:48.419	3.959		19.768	7.026	289.3	19:11	3:11:22.784
17	1	4:08.195B	38.683	1:30.985	1:58.527		4.410	21.928		290.8	19:15	3:15:30.979
18	1	15:38.009	...	1:32.072	2:05.461	3.911		20.482	7.293	282.5	19:31	3:31:08.988
19	1	4:19.710B	37.450	1:33.415	2:08.845			22.726		255.7	19:35	3:35:28.698
20	3	14:57.586B	...	1:42.729	2:01.129			22.770		286.2	19:50	3:50:26.284

98 **Aston Martin Racing** Aston Martin Vantage V8
 1. Paul DALLA LANA 3. Christoffer NYGAARD LMGTE Am
 2. Pedro LAMY

1	3	19:17.173	...	1:47.048	2:05.833	4.002		25.362	8.567	201.1	16:19	19:17.173
2	3	4:16.936B	39.891	1:34.350	2:02.695		4.452	23.248		288.5	16:23	23:34.109
3	1	7:54.317	4:24.769	1:35.819	1:53.729	3.954		21.500	7.642	288.5	16:31	31:28.426
4	1	4:04.972	38.377	1:33.599	1:52.996	3.960	4.457	21.475	7.596	289.3	16:35	35:33.398
5	1	4:11.640B	38.390	1:33.184	2:00.066		4.448	22.154		290.8	16:39	39:45.038
6	1	7:48.687	4:21.332	1:34.068	1:53.287	3.969		21.444	7.470	231.2	16:47	47:33.725
7	1	4:11.739	39.347	1:39.065	1:53.327	3.977	4.453	21.483	7.442	290.8	16:51	51:45.464
8	1	4:03.408	38.600	1:32.566	1:52.242	3.952	4.428	21.476	7.443	291.6	16:55	55:48.872
9	1	4:03.140	39.026	1:32.545	1:51.569	3.972	4.406	20.984	7.341	294.0	16:59	59:52.012
10	1	4:02.259	38.277	1:32.591	1:51.391	3.973	4.433	20.793	7.391	289.3	17:03	1:03:54.271
11	1	4:53.630B	38.282	1:33.085	2:42.263		4.420	42.143		290.0	17:08	1:08:47.901
12	2	51:03.381	...	1:36.575	1:54.506	4.039		22.171	7.111	265.8	17:59	1:59:51.282
13	2	4:01.036	38.347	1:31.654	1:51.035	4.033	4.434	21.395	7.072	290.8	18:03	2:03:52.318
14	2	4:00.729	38.049	1:31.340	1:51.340	3.922	4.426	20.987	7.056	287.7	18:07	2:07:53.047
15	2	4:11.375B	38.618	1:32.656	2:00.101		4.396	22.154		290.0	18:12	2:12:04.422
16	2	8:40.399	5:12.720	1:34.974	1:52.705	3.939		21.527	7.003	284.7	18:20	2:20:44.821
17	2	4:02.069	38.353	1:32.130	1:51.586	3.924	4.400	21.372	7.515	286.9	18:24	2:24:46.890
18	2	4:10.159	42.550	1:34.623	1:52.986	4.058	4.382	21.211	7.004	283.2	18:28	2:28:57.049
19	2	3:59.811	38.050	1:31.562	1:50.199	3.958	4.437	20.727	6.985	285.4	18:32	2:32:56.860



FIA WEC 82^e Edition des 24 Heures du Mans Free Practice

Sector Analysis

■ Personal Best ■ Session Best B Crossing the finish line in pit lane

Lap	D	Time	Sector 1	Sector 2	Sector 3	T6	T7	Porsche	Ford	T. Spd	Hour	Elapsed
20	2	4:05.377 B	37.971	1:31.571	1:55.835		4.415	20.556		285.4	18:37	2:37:02.237
21	3	10:15.299	6:50.482	1:34.032	1:50.785	3.876		20.589	7.355	283.2	18:47	2:47:17.536
22	3	3:59.548	37.538	1:31.494	1:50.516	3.908	4.409	20.345	8.683	286.2	18:51	2:51:17.084
23	3	3:59.968	37.584	1:31.365	1:51.019	3.858	4.410	20.429	7.260	287.7	18:55	2:55:17.052
24	3	3:59.515	37.473	1:32.049	1:49.993	3.945	4.385	20.783	7.239	291.6	18:59	2:59:16.567
25	3	3:59.387	38.401	1:30.832	1:50.154	3.889	4.384	21.409	7.118	289.3	19:03	3:03:15.954
26	3	4:02.589	37.286	1:30.660	1:54.643	3.876	4.377	21.586	7.573	292.4	19:07	3:07:18.543
27	3	4:00.374	38.224	1:31.274	1:50.876	3.941	4.362	20.454	7.350	290.8	19:11	3:11:18.917
28	3	3:59.543	37.501	1:31.219	1:50.823	3.908	4.391	20.782	7.419	286.9	19:15	3:15:18.460
29	3	4:07.716	37.379	1:31.136	1:59.201	3.899	4.382	21.815	7.932	288.5	19:19	3:19:26.176
30	3	4:04.267 B	37.437	1:31.373	1:55.457		4.380	20.419		290.0	19:23	3:23:30.443
31	1	7:40.037	4:13.517	1:34.801	1:51.719	4.022		20.916	7.339	291.6	19:31	3:31:10.480
32	1	4:36.455 B	54.751	1:39.945	2:01.759			21.025		236.2	19:35	3:35:46.935
33	1	13:56.081	...	1:36.728	1:51.336	3.952		20.737	7.404	286.2	19:49	3:49:43.016
34	1	5:11.209 B	38.220	2:27.863	2:05.126		4.430	22.252		225.4	19:54	3:54:54.225

99

Aston Martin Racing

1. Alex MacDOWALL
2. Daryl O'YOUNG

3. Fernando REES

Aston Martin Vantage V8
LMGTE Pro

1	3	24:10.231 B	...	1:50.169	2:15.523			24.546		200.0	16:24	24:10.231
2	3	8:02.632	4:21.315	1:39.897	2:01.420	3.965		25.699	8.282	207.6	16:32	32:12.863
3	3	4:19.100 B	39.554	1:36.159	2:03.387		4.439	22.363		227.7	16:36	36:31.963
4	3	7:46.669	4:15.608	1:35.761	1:55.300	3.919		22.200	7.922	239.9	16:44	44:18.632
5	3	4:07.270	38.799	1:33.271	1:55.200	3.926	4.432	22.866	7.766	286.9	16:48	48:25.902
6	3	4:04.475	38.819	1:33.342	1:52.314	3.926	4.421	21.200	7.521	289.3	16:52	52:30.377
7	3	4:01.381	38.133	1:32.162	1:51.086	3.896	4.416	21.013	7.106	290.0	16:56	56:31.758
8	3	4:13.311 B	38.499	1:35.144	1:59.668		4.382	21.020		292.4	17:00	1:00:45.069
9	3	58:53.246	...	1:33.853	1:56.015	3.891		22.065	8.606	285.4	17:59	1:59:38.315
10	3	4:01.593	38.122	1:32.378	1:51.093	3.854	4.401	20.965	7.596	290.8	18:03	2:03:39.908
11	3	4:00.047	38.380	1:31.558	1:50.109	3.941	4.378	20.597	7.226	290.8	18:07	2:07:39.955
12	3	3:59.041	37.671	1:31.969	1:49.401	3.964	4.409	20.224	7.092	287.7	18:11	2:11:38.996
13	3	4:06.797 B	37.558	1:31.236	1:58.003		4.417	20.598		287.7	18:15	2:15:45.793
14	3	9:18.975	5:51.041	1:34.912	1:53.022	3.865		20.532	7.520	247.0	18:25	2:25:04.768
15	3	4:06.230	37.861	1:31.527	1:56.842	3.913	4.401	24.348	8.952	286.2	18:29	2:29:10.998
16	3	4:09.331 B	38.158	1:34.277	1:56.896		4.403	20.253		288.5	18:33	2:33:20.329
17	1	7:07.457	3:38.725	1:34.761	1:53.971	3.961		22.028	7.758	277.4	18:40	2:40:27.786
18	1	4:00.076	37.645	1:31.567	1:50.864	3.971	4.443	21.110	7.180	288.5	18:44	2:44:27.862
19	1	4:02.308	38.487	1:32.518	1:51.303	3.932	4.430	21.020	7.671	284.7	18:48	2:48:30.170
20	1	3:58.870	37.724	1:31.540	1:49.606	3.998	4.422	20.522	7.021	286.2	18:52	2:52:29.040
21	1	4:00.037	38.127	1:31.664	1:50.246	3.929	4.441	20.446	7.362	285.4	18:56	2:56:29.077
22	1	4:07.643 B	38.191	1:32.105	1:57.347		4.416	21.099		287.7	19:00	3:00:36.720
23	1	9:04.020	5:39.101	1:33.762	1:51.157	3.905		20.689	7.577	283.2	19:09	3:09:40.740
24	1	3:59.580	37.779	1:31.306	1:50.495	3.931	4.412	20.603	7.135	289.3	19:13	3:13:40.320
25	1	3:59.592	37.773	1:31.350	1:50.469	3.964	4.424	20.768	7.052	288.5	19:17	3:17:39.912
26	1	4:06.004 B	37.742	1:31.293	1:56.969		4.435	20.802		287.7	19:21	3:21:45.916
27	2	5:33.283	2:01.179	1:35.595	1:56.509	3.920		22.342	7.640	263.2	19:27	3:27:19.199
28	2	4:01.484	38.203	1:32.423	1:50.858	3.942		21.010	7.093	290.0	19:31	3:31:20.683
29	2	4:24.520 B	37.840	1:35.533	2:11.147			23.725		248.7	19:35	3:35:45.203
30	2	13:49.729	...	1:33.666	1:51.922	3.963		21.285	7.364	287.7	19:49	3:49:34.932
31	2	4:52.827 B	41.674	1:51.350	2:19.803		4.431	25.284		208.4	19:54	3:54:27.759