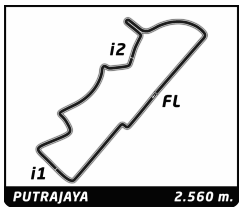

FIA Formula E Championship

Round 2 - Putrajaya ePrix

Non Qualifying Practice

Analysis

Official Timekeeper TAGHeuer

Personal Best | Session Best | B Crossing the finish line in pit lane

2 Sam Bird — GBR

Virgin Racing Formula E Team — Spark - Renault SRT_01 E

Lap	C	Time	Sector 1	Sector 2	Sector 3	Kph	Elapsed
1	A	1:32.573 B				99.6	1:32.573
2	A	1:42.799	28.953	37.867	35.979	89.7	3:15.372
3	A	1:29.373	22.891	33.620	32.862	103.1	4:44.745
4	A	1:27.572	22.237	32.978	32.357	105.2	6:12.317
5	A	1:50.415	27.382			83.5	8:02.732
6	A	1:31.994	26.007	33.570	32.417	100.2	9:34.726
7	A	1:27.317	21.721	32.983	32.613	105.5	11:02.043
8	A	1:25.642	21.720	32.158	31.764	107.6	12:27.685
9	A	1:25.465	21.450	32.113	31.902	107.8	13:53.150
10	A	9:22.537 B	21.658	32.308	8:28.571	16.4	23:15.687
11	A	1:32.670	27.137	33.362	32.171	99.4	24:48.357
12	A	1:26.012	21.768	32.424	31.820	107.1	26:14.369
13	A	1:27.006	22.581	32.516	31.909	105.9	27:41.375
14	A	1:26.919	22.203	32.733	31.983	106.0	29:08.294
15	B	6:26.451 B	22.178	32.533	5:31.740	23.8	35:34.745
16	B	1:50.135	34.115	40.687	35.333	83.7	37:24.880
17	B	1:36.039	24.477	36.038	35.524	96.0	39:00.919
18	B	16:08.453 B	20.632	50.118	...	9.5	55:09.372
19	B	1:45.856	30.255	36.856	38.745	87.1	56:55.228
20	B	1:21.496	20.438	30.852	30.206	113.1	58:16.724
21	B	2:14.129	35.811	47.976	50.342	68.7	1:00:30.853

3 Jaime Alguersuari — ESP

Virgin Racing Formula E Team — Spark - Renault SRT_01 E

Lap	C	Time	Sector 1	Sector 2	Sector 3	Kph	Elapsed
1	A	1:49.309	38.275	36.756	34.278	84.3	1:49.309
2	A	1:29.877	23.039	33.918	32.920	102.5	3:19.186
3	A	1:28.305	22.967	32.960	32.378	104.4	4:47.491
4	A	1:27.832	22.628			104.9	6:15.323
5	A	1:26.639	22.208	32.409	32.022	106.4	7:41.962
6	A	1:28.059	22.124	33.174	32.761	104.7	9:10.021
7	A	1:26.900	22.093	32.558	32.249	106.1	10:36.921
8	A	1:27.467	22.075	32.756	32.636	105.4	12:04.388
9	A	1:26.989	22.114	32.490	32.385	105.9	13:31.377
10	A	1:27.301	22.386	32.463	32.452	105.6	14:58.678
11	A	1:31.415	24.257	34.189	32.969	100.8	16:30.093
12	A	1:26.427	22.301	32.262	31.864	106.6	17:56.520
13	A	1:25.593	21.966	32.025	31.602	107.7	19:22.113
14	B	35:52.135 B	21.958	35.825	...	4.3	55:14.248
15	B	2:02.874	35.445	45.093	42.336	75.0	57:17.122
16	B	1:54.407	20.840	42.150	51.417	80.6	59:11.529
17	B	1:24.671	20.951	32.423	31.297	108.8	1:00:36.200

5 Karun Chandhok — IND

Mahindra Racing Formula E Team — Spark - Renault SRT_01 E

Lap	C	Time	Sector 1	Sector 2	Sector 3	Kph	Elapsed
1	B	3:40.884 B	1:06.240	1:07.491	1:27.153	41.7	3:40.884
2	B	1:49.633	32.803	37.514	39.316	84.1	5:30.517
3	B	1:35.064	25.051	35.493	34.520	96.9	7:05.581
4	B	1:32.178	24.052	35.291	32.835	100.0	8:37.759
5	B	1:27.348	22.848	32.790	31.710	105.5	10:05.107
6	B	1:27.322	22.700	32.805	31.817	105.5	11:32.429
7	B	1:26.903	22.259	32.481	32.163	106.0	12:59.332
8	B	1:26.394	22.189	32.495	31.710	106.7	14:25.726
9	B	1:26.053	21.949	32.216	31.888	107.1	15:51.779
10	B	1:27.688	22.468			105.1	17:19.467
11	B	1:27.219	22.165	32.811	32.243	105.7	18:46.686
12	B	1:27.289	22.250	33.009	32.030	105.6	20:13.975
13	B	1:29.658	22.926	34.151	32.581	102.8	21:43.633
14	B	1:30.784	23.095	35.352	32.337	101.5	23:14.417
15	B	1:28.413	22.880	33.210	32.323	104.2	24:42.830
16	A	7:10.474 B	22.878	33.889	6:13.707	21.4	31:53.304
17	A	1:40.571	31.238	35.066	34.267	91.6	33:33.875
18	A	1:38.122	27.051	33.605	37.466	93.9	35:11.997
19	A	1:26.685	22.119	33.038	31.528	106.3	36:38.682
20	A	2:51.891 B	22.022			53.6	39:30.573
21	A	17:14.942	...	35.288	37.907	8.9	56:45.515
22	A	1:22.825	20.993	31.257	30.575	111.3	58:08.340
23	A	2:41.088	41.927	1:04.451	54.710	57.2	1:00:49.428

6 Oriol Servià — ESP

Dragon Racing Formula E Team — Spark - Renault SRT_01 E

Lap	C	Time	Sector 1	Sector 2	Sector 3	Kph	Elapsed
1	A	2:02.860	49.534	36.840	36.486	75.0	2:02.860
2	A	1:29.938	22.505	34.312	33.121	102.5	3:32.798
3	A	1:28.989	22.611	33.702	32.676	103.6	5:01.787
4	A	1:28.676	22.401			103.9	6:30.463
5	A	1:27.722	22.546	32.861	32.315	105.1	7:58.185
6	A	9:07.259 B	22.190	34.967	8:10.102	16.8	17:05.444
7	A	1:33.555	27.634	33.194	32.727	98.5	18:38.999
8	A	1:27.064	22.486	32.579	31.999	105.9	20:06.063
9	A	1:43.796	22.789	39.279	41.728	88.8	21:49.859
10	A	1:26.228	22.020			106.9	23:16.087
11	B	8:42.585 B	22.246	32.991	7:47.348	17.6	31:58.672
12	B	1:39.396	26.922	37.830	34.644	92.7	33:38.068
13	B	1:23.048	20.945	31.567	30.536	111.0	35:01.116
14	B	2:09.842	38.521	52.689	38.632	71.0	37:10.958
15	B	1:22.584	20.774	31.327	30.483	111.6	38:33.542
16	A	16:48.321 B	25.265	44.193	...	9.1	55:21.863
17	A	2:00.285	36.286	41.802	42.197	76.6	57:22.148
18	A	1:26.722	22.409	32.886	31.427	106.3	58:48.870
19	A	1:50.998	29.027	36.884	45.087	83.0	1:00:39.868

7 Jérôme D'Ambrosio — BEL

Dragon Racing Formula E Team — Spark - Renault SRT_01 E

Lap	C	Time	Sector 1	Sector 2	Sector 3	Kph	Elapsed
1	A	2:14.280	1:03.570	35.927	34.783	68.6	2:14.280
2	A	1:30.505	22.996	34.396	33.113	101.8	3:44.785
3	A	1:33.203	22.888	36.494	33.821	98.9	5:17.988
4	A	1:27.623	22.189			105.2	6:45.611
5	A	1:37.030	23.452	40.874	32.704	95.0	8:22.641
6	A	1:26.750	22.163	32.661	31.926	106.2	9:49.391
7	A	1:36.392	24.274	37.840	34.278	95.6	11:25.783
8	A	1:27.244	22.599	32.669	31.976	105.6	12:53.027
9	B	12:05.479 B	24.784	38.664	...	12.7	24:58.506
10	B	1:59.492	37.624	44.156	37.712	77.1	26:57.998
11	B	2:02.796	32.610	49.674	40.512	75.1	29:00.794
12	B	2:15.133	20.482	1:06.424	48.227	68.2	31:15.927
13	B	1:22.873	20.401	31.423	31.049	111.2	32:38.800
14	B	2:14.547	34.109	51.980	48.458	68.5	34:53.347
15	B	1:22.043	20.762	31.249	30.032	112.3	36:15.390
16	B	1:58.461 B	25.947	40.132	52.382	77.8	38:13.851
17	A	17:52.036 B	31.365	38.369	...	8.6	56:05.887
18	A	1:40.561	30.264	35.204	35.093	91.6	57:46.448
19	A	2:40.639	1:15.817			57.4	1:00:27.087

Cup Sponsor
Global Partner
Founding Partners

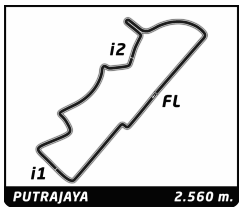

FIA Formula E Championship

Round 2 - Putrajaya ePrix

Non Qualifying Practice

Analysis

Official Timekeeper TAGHeuer

Personal Best | Session Best | B Crossing the finish line in pit lane

8 Nicolas Prost — FRA

Team e.dams Renault — Spark - Renault SRT_01 E

Lap	C	Time	Sector 1	Sector 2	Sector 3	Kph	Elapsed
1	A	2:26.780	1:11.018	40.870	34.892	62.8	2:26.780
2	A	1:30.610	23.212	34.265	33.133	101.7	3:57.390
3	A	1:29.423	23.001	33.329	33.093	103.1	5:26.813
4	A	1:28.338	22.526			104.3	6:55.151
5	A	1:32.872	21.663	33.855	37.354	99.2	8:28.023
6	A	1:27.021	21.873	32.411	32.737	105.9	9:55.044
7	A	1:26.596	22.017	32.623	31.956	106.4	11:21.640
8	B	5:34.305 B	21.957	32.588	4:39.760	27.6	16:55.945
9	B	1:48.197	28.992	37.375	41.830	85.2	18:44.142
10	B	1:23.703	20.595	31.931	31.177	110.1	20:07.845
11	B	6:41.954 B	24.561	44.450	5:32.943	22.9	26:49.799
12	B	1:35.966	28.519	35.306	32.141	96.0	28:25.765
13	B	1:22.674	21.171	31.027	30.476	111.5	29:48.439
14	B	1:33.040	24.017	35.388	33.635	99.1	31:21.479
15	B	1:25.699	21.813	32.077	31.809	107.5	32:47.178
16	B	1:26.163	21.753	32.101	32.309	107.0	34:13.341
17	B	1:25.486	21.576	32.010	31.900	107.8	35:38.827
18	A	19:53.212 B	21.904	32.734	...	7.7	55:32.039
19	A	2:03.912	31.024	47.333	45.555	74.4	57:35.951
20	A	1:26.401	21.930	31.975	32.496	106.7	59:02.352
21	A	1:31.133	21.785	35.101	34.247	101.1	1:00:33.485

9 Sébastien Buemi — CHE

Team e.dams Renault — Spark - Renault SRT_01 E

Lap	C	Time	Sector 1	Sector 2	Sector 3	Kph	Elapsed
1	B	2:12.785	1:02.713	35.332	34.740	69.4	2:12.785
2	B	1:28.076	22.813	33.138	32.125	104.6	3:40.861
3	B	1:32.503	23.659	36.690	32.154	99.6	5:13.364
4	B	1:26.491	21.602			106.6	6:39.855
5	B	1:25.718	22.055	32.189	31.474	107.5	8:05.573
6	B	1:27.950	22.529	33.484	31.937	104.8	9:33.523
7	B	1:26.365	22.085	32.556	31.724	106.7	10:59.888
8	A	5:39.864 B	26.570	38.710	4:34.584	27.1	16:39.752
9	A	1:44.979	30.120	36.871	37.988	87.8	18:24.731
10	A	1:59.914	28.661	47.877	43.376	76.9	20:24.645
11	A	1:22.256	20.731	31.368	30.157	112.0	21:46.901
12	A	1:55.217	35.264	46.295	33.658	80.0	23:42.118
13	A	1:40.574	22.614	38.428	39.532	91.6	25:22.692
14	B	30:02.547 B	21.152	32.281	...	5.1	55:25.239
15	B	1:44.355	30.701	35.435	38.219	88.3	57:09.594
16	B	1:26.684	22.498	32.506	31.680	106.3	58:36.278
17	B	1:55.429	27.820	45.315	42.294	79.8	1:00:31.707

10 Jarno Trulli — ITA

Trulli Formula E Team — Spark - Renault SRT_01 E

Lap	C	Time	Sector 1	Sector 2	Sector 3	Kph	Elapsed
1	B	18:09.185 B				8.5	18:09.185
2	B	1:56.029	45.793	35.520	34.716	79.4	20:05.214
3	B	1:35.404	23.270	38.534	33.600	96.6	21:40.618
4	B	1:29.544	23.130	33.561	32.853	102.9	23:10.162
5	B	1:27.733	22.443	32.794	32.496	105.0	24:37.895
6	B	1:27.521	22.386	32.811	32.324	105.3	26:05.416
7	B	1:27.204	22.397	32.690	32.117	105.7	27:32.620
8	B	9:05.169 B	22.210	36.212	8:06.747	16.9	36:37.789
9	B	1:51.014	31.347	44.275	35.392	83.0	38:28.803
10	A	16:59.639 B	21.438	47.902	...	9.0	55:28.442
11	A	2:04.685	32.906	46.698	45.081	73.9	57:33.127
12	A	1:23.414	21.155	31.056	31.203	110.5	58:56.541
13	A	2:29.277	36.574	55.441	57.262	61.7	1:01:25.818

11 Lucas di Grassi — BRA

Audi Sport ABT Formula E Team — Spark - Renault SRT_01 E

Lap	C	Time	Sector 1	Sector 2	Sector 3	Kph	Elapsed
1	B	2:11.210	1:00.581	36.497	34.132	70.2	2:11.210
2	B	1:29.072	23.240	33.448	32.384	103.5	3:40.282
3	B	1:27.303	22.485	32.819	31.999	105.6	5:07.585
4	A	13:12.774 B	23.058			11.6	18:20.359
5	A	1:39.028	32.467	33.965	32.596	93.1	19:59.387
6	A	1:25.830	21.853	32.431	31.546	107.4	21:25.217
7	A	2:18.429	1:10.327	34.586	33.516	66.6	23:43.646
8	A	1:26.591	21.952	32.621	32.018	106.4	25:10.237
9	A	1:25.911	21.930	32.243	31.738	107.3	26:36.148
10	A	1:25.807	21.929	32.132	31.746	107.4	28:01.955
11	A	1:25.456	21.699	32.078	31.679	107.8	29:27.411
12	A	1:25.591	21.563	32.428	31.600	107.7	30:53.002
13	A	1:25.195	21.505	31.889	31.801	108.2	32:18.197
14	A	1:24.825	21.407	32.088	31.330	108.6	33:43.022
15	A	1:25.912	21.458			107.3	35:08.934
16	A	1:25.586	21.611	32.225	31.750	107.7	36:34.520
17	A	1:25.222	21.691	31.991	31.540	108.1	37:59.742
18	A	1:25.594	21.579	32.429	31.586	107.7	39:25.336
19	B	15:47.530 B	21.985	37.980	...	9.7	55:12.866
20	B	1:53.851	33.313	44.152	36.386	80.9	57:06.717
21	B	1:57.585	27.573	42.181	47.831	78.4	59:04.302
22	B	1:28.993	20.763	32.205	36.025	103.6	1:00:33.295

18 Michela Cerruti — ITA

Trulli Formula E Team — Spark - Renault SRT_01 E

Lap	C	Time	Sector 1	Sector 2	Sector 3	Kph	Elapsed
1	B	2:29.785	1:14.484	39.383	35.918	61.5	2:29.785
2	B	1:31.257	24.023	34.147	33.087	101.0	4:01.042
3	B	1:29.959	23.107	33.631	33.221	102.4	5:31.001
4	B	1:29.680	23.499			102.8	7:00.681
5	B	1:28.731	22.687	33.140	32.904	103.9	8:29.412
6	B	1:28.534	22.763	33.022	32.749	104.1	9:57.946
7	A	8:57.506 B	22.682	33.369	8:01.455	17.1	18:55.452
8	A	1:36.550	29.155	34.294	33.101	95.5	20:32.002
9	A	1:28.725	23.230	32.965	32.530	103.9	22:00.727
10	A	1:34.680	25.474	35.615	33.591	97.3	23:35.407
11	A	1:27.897	22.647			104.8	25:03.304
12	A	1:27.617	22.494	32.833	32.290	105.2	26:30.921
13	A	1:27.360	22.545	32.668	32.147	105.5	27:58.281
14	B	9:41.224 B	22.208	32.457	8:46.559	15.9	37:39.505
15	A	22:41.174 B	31.736			6.8	1:00:20.679

21 Bruno Senna — BRA

Mahindra Racing Formula E Team — Spark - Renault SRT_01 E

Lap	C	Time	Sector 1	Sector 2	Sector 3	Kph	Elapsed
1	A	1:43.589	36.392	34.172	33.025	89.0	1:43.589
2	A	1:28.445	22.867	33.249	32.329	104.2	3:12.034
3	A	1:28.167	22.733	33.016	32.418	104.5	4:40.201
4	A	1:26.332	22.240	32.258	31.834	106.8	6:06.533
5	A	1:26.126	22.063	32.210	31.853	107.0	7:32.659
6	A	1:26.303	22.196	32.470	31.637	106.8	8:58.962

Cup Sponsor — BCN World
Global Partner — Julius Bär SWISS PRIVATE BANKING
Founding Partners — MICHELIN, TAGHeuer, RENAULT, QUALCOMM, DHL, BMW i.

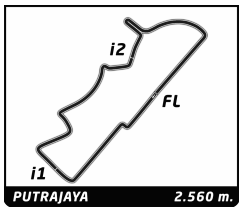

FIA Formula E Championship

Round 2 - Putrajaya ePrix

Non Qualifying Practice

Analysis

Official Timekeeper TAGHeuer

Personal Best | Session Best | **B** Crossing the finish line in pit lane

Lap	C	Time	Sector 1	Sector 2	Sector 3	Kph	Elapsed
7	A	1:27.926	22.809	33.235	31.882	104.8	10:26.888
8	A	1:25.671	21.972			107.6	11:52.559
9	A	1:26.059	22.214	32.206	31.639	107.1	13:18.618
10	A	1:25.886	21.947	32.172	31.767	107.3	14:44.504
11	A	1:49.842	23.566	53.973	32.303	83.9	16:34.346
12	A	1:25.501	21.828	32.141	31.532	107.8	17:59.847
13	A	1:26.291	21.946	32.764	31.581	106.8	19:26.138
14	A	1:25.891	21.829	32.205	31.857	107.3	20:52.029
15	A	2:37.825	21.782			58.4	23:29.854
16	B	7:23.189 B	21.842	31.853	6:29.494	20.8	30:53.043
17	B	1:31.603	26.788	32.352	32.463	100.6	32:24.646
18	B	1:25.050	21.738	31.935	31.377	108.4	33:49.696
19	B	1:24.532	21.594	31.682	31.256	109.0	35:14.228
20	B	2:44.079 B	22.101	32.277	1:49.701	56.2	37:58.307
21	B	17:19.641 B	36.667	52.203	...	8.9	55:17.948
22	B	2:00.744	37.449	42.543	40.752	76.3	57:18.692
23	B	1:34.034	21.321	32.978	39.735	98.0	58:52.726
24	B	1:48.932	27.109	42.163	39.660	84.6	1:00:41.658

23 Nick Heidfeld — DEU

Venturi Formula E Team — Spark - Renault SRT_01 E

Lap	C	Time	Sector 1	Sector 2	Sector 3	Kph	Elapsed
1	A	2:56.446	1:32.373	42.425	41.648	52.2	2:56.446
2	A	1:29.149	22.838	33.383	32.928	103.4	4:25.595
3	A	1:37.878	26.982	38.478	32.418	94.2	6:03.473
4	A	1:26.884	22.383	32.480	32.021	106.1	7:30.357
5	A	1:37.800	22.185	37.621	37.994	94.2	9:08.157
6	A	1:25.743	22.095	31.843	31.805	107.5	10:33.900
7	B	9:03.380 B	22.682	36.150	8:04.548	17.0	19:37.280
8	B	1:38.941	28.789	36.649	33.503	93.1	21:16.221
9	B	1:29.536	21.820	34.968	32.748	102.9	22:45.757
10	B	1:25.338	21.943	31.943	31.452	108.0	24:11.095
11	B	1:29.325	22.141	33.891	33.293	103.2	25:40.420
12	B	1:26.364	21.834	32.272	32.258	106.7	27:06.784
13	B	9:37.694 B	25.404	35.040	8:37.250	16.0	36:44.478
14	B	1:34.157	28.185	33.307	32.665	97.9	38:18.635
15	A	18:03.831 B	22.420	35.432	...	8.5	56:22.466
16	A	2:05.427	32.118	41.751	51.558	73.5	58:27.893
17	A	2:02.797	27.398	49.497	45.902	75.1	1:00:30.690

27 Franck Montagny — FRA

Andretti Autosport Formula E Team — Spark - Renault SRT_01 E

Lap	C	Time	Sector 1	Sector 2	Sector 3	Kph	Elapsed
1	A	2:57.626	1:16.138	59.710	41.778	51.9	2:57.626
2	A	1:28.364	22.534	33.384	32.446	104.3	4:25.990
3	A	1:30.267	23.452	34.312	32.503	102.1	5:56.257
4	A	1:26.327	22.088	32.598	31.641	106.8	7:22.584
5	A	1:25.804	21.783	32.275	31.746	107.4	8:48.388
6	A	13:35.056 B	21.868	32.564	...	11.3	22:23.444
7	A	1:39.629	33.506	34.060	32.063	92.5	24:03.073
8	A	1:26.566	21.381	31.822	33.363	106.5	25:29.639
9	A	1:33.580	21.976	32.728	38.876	98.5	27:03.219
10	A	1:23.287	20.883			110.7	28:26.506

28 Matthew Brabham — USA

Andretti Autosport Formula E Team — Spark - Renault SRT_01 E

Lap	C	Time	Sector 1	Sector 2	Sector 3	Kph	Elapsed
1	B	1:41.329	35.051	33.736	32.542	91.0	1:41.329
2	B	1:29.078	23.094	33.297	32.687	103.5	3:10.407
3	B	1:28.129	23.031	33.036	32.062	104.6	4:38.536
4	B	1:26.754	22.590	32.468	31.696	106.2	6:05.290
5	B	1:26.065	22.282	32.304	31.479	107.1	7:31.355
6	B	1:29.005	22.587	34.344	32.074	103.5	9:00.360
7	B	9:16.234 B	22.431	33.739	8:20.064	16.6	18:16.594
8	B	1:37.468	28.511	34.487	34.470	94.6	19:54.062
9	B	1:23.854	21.555	31.565	30.734	109.9	21:17.916
10	B	1:29.555	23.498	33.866	32.191	102.9	22:47.471
11	A	11:29.016 B	22.833	34.631	...	13.4	34:16.487
12	A	1:35.184	29.290	33.936	31.958	96.8	35:51.671
13	A	1:29.447	22.828	34.244	32.375	103.0	37:21.118
14	A	1:28.308	23.111	33.134	32.063	104.4	38:49.426
15	A	11:51.769 B	22.644	39.180	...	12.9	50:41.195
16	A	6:08.664	4:53.691	37.021	37.952	25.0	56:49.859
17	A	1:22.961	21.246	31.325	30.390	111.1	58:12.820
18	A	1:34.448	28.611	34.294	31.543	97.6	59:47.268
19	A	1:26.987	22.522	32.443	32.022	105.9	1:01:14.255

30 Stéphane Sarrazin — FRA

Venturi Formula E Team — Spark - Renault SRT_01 E

Lap	C	Time	Sector 1	Sector 2	Sector 3	Kph	Elapsed
1	A	2:07.904	1:00.320	34.376	33.208	72.1	2:07.904
2	A	1:29.275	23.412	33.432	32.431	103.2	3:37.179
3	A	1:27.999	22.519	32.767	32.713	104.7	5:05.178
4	A	1:26.508	22.409			106.5	6:31.686
5	A	1:27.198	22.278	32.363	32.557	105.7	7:58.884
6	A	6:29.777 B	22.231	33.055	5:34.491	23.6	14:28.661
7	A	1:31.257	26.749	32.532	31.976	101.0	15:59.918
8	A	1:25.733	21.982	31.958	31.793	107.5	17:25.651
9	A	1:25.968	22.130	32.026	31.812	107.2	18:51.619
10	A	1:26.320	21.617	32.490	32.213	106.8	20:17.939
11	A	1:25.998	21.816	32.144	32.038	107.2	21:43.937
12	B	9:34.687 B	23.521	33.432	8:37.734	16.0	31:18.624
13	B	1:32.299	27.187	33.114	31.998	99.8	32:50.923
14	B	1:26.223	22.388	32.067	31.768	106.9	34:17.146
15	B	1:25.287	21.897	31.646	31.744	108.1	35:42.433
16	A	22:39.449 B	25.336	33.949	...	6.8	58:21.882
17	A	2:14.521	41.792	43.970	48.759	68.5	1:00:36.403

55 Antonio Felix da Costa — PRT

Amlin Aguri — Spark - Renault SRT_01 E

Lap	C	Time	Sector 1	Sector 2	Sector 3	Kph	Elapsed
1	A	1:29.135 B				103.4	1:29.135
2	A	1:42.927	29.774	37.595	35.558	89.5	3:12.062
3	A	1:33.908	24.401	34.915	34.592	98.1	4:45.970
4	A	1:33.134	24.792	34.479	33.863	99.0	6:19.104
5	A	1:31.394	23.551			100.8	7:50.498
6	A	1:30.169	23.104	33.590	33.475	102.2	9:20.667
7	A	1:31.469	23.593	33.375	34.501	100.8	10:52.136
8	A	1:27.058	22.060	32.735	32.263	105.9	12:19.194
9	A	11:47.322 B	22.759	34.268	...	13.0	24:06.516
10	A	1:40.543	30.040	34.455	36.048	91.7	25:47.059
11	A	1:26.373	21.753	32.195	32.425	106.7	27:13.432
12	A	1:27.413	21.920	32.879	32.614	105.4	28:40.845
13	A	1:27.628	22.132	32.824	32.672	105.2	30:08.473
14	B	27:52.263 B	21.781	34.377	...	5.5	58:00.736
15	B	1:54.391	34.259	40.215	39.917	80.6	59:55.127
16	B	1:23.387	20.646	31.521	31.220	110.5	1:01:18.514

Cup Sponsor: BCN World
Global Partner: Julius Bär SWISS PRIVATE BANKING
Founding Partners: MICHELIN, TAGHeuer, RENAULT, QUALCOMM, DHL, BMW i.

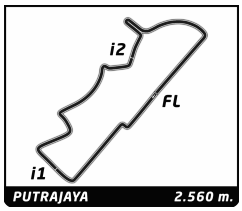

FIA Formula E Championship

Round 2 - Putrajaya ePrix

Non Qualifying Practice

Analysis

Official Timekeeper TAGHeuer

Personal Best | Session Best | **B** Crossing the finish line in pit lane

66 Daniel Abt — DEU

Audi Sport ABT Formula E Team — Spark - Renault SRT_01 E

Lap	C	Time	Sector 1	Sector 2	Sector 3	Kph	Elapsed
1	A	1:58.858	46.390	38.040	34.428	77.5	1:58.858
2	A	1:31.372	24.156	34.236	32.980	100.9	3:30.230
3	A	1:29.913	22.746	34.101	33.066	102.5	5:00.143
4	A	1:27.845	22.246			104.9	6:27.988
5	B	8:58.480 **B**	23.022	33.505	8:01.953	17.1	15:26.468
6	B	1:41.921	30.402	38.389	33.130	90.4	17:08.389
7	B	1:27.547	22.402	32.860	32.285	105.3	18:35.936
8	B	1:36.208	22.067	32.955	41.186	95.8	20:12.144
9	B	1:25.897	21.666			107.3	21:38.041
10	B	1:29.965	22.116	34.385	33.464	102.4	23:08.006
11	B	1:25.981	21.731	32.533	31.717	107.2	24:33.987
12	B	1:26.013	21.720	32.726	31.567	107.1	26:00.000
13	B	1:27.593	21.989	32.988	32.616	105.2	27:27.593
14	B	1:26.343	21.978	32.374	31.991	106.7	28:53.936
15	B	1:26.825	21.976	32.921	31.928	106.1	30:20.761
16	B	1:26.349	21.781	32.816	31.752	106.7	31:47.110
17	B	1:35.381	21.769	32.658	40.954	96.6	33:22.491
18	A	17:38.163 **B**	22.104	33.486	...	8.7	51:00.654
19	A	6:03.071	4:38.829	47.113	37.129	25.4	57:03.725
20	A	1:24.826	21.320	32.298	31.208	108.6	58:28.551
21	A	2:27.577	34.568	1:01.842	51.167	62.4	1:00:56.128

77 Katherine Legge — GBR

Amlin Aguri — Spark - Renault SRT_01 E

Lap	C	Time	Sector 1	Sector 2	Sector 3	Kph	Elapsed
1	B	7:54.422 **B**				19.4	7:54.422
2	B	1:43.937	31.632	37.589	34.716	88.7	9:38.359
3	B	1:31.857	23.659	34.778	33.420	100.3	11:10.216
4	B	1:30.654	23.448	33.888	33.318	101.7	12:40.870
5	B	1:30.323	23.219			102.0	14:11.193
6	B	5:45.067 **B**	23.319	34.260	4:47.488	26.7	19:56.260
7	B	1:39.613	30.954	35.207	33.452	92.5	21:35.873
8	B	1:26.424	22.217	32.231	31.976	106.6	23:02.297
9	B	1:26.174	21.733	32.540	31.901	106.9	24:28.471
10	B	1:26.381	22.286	32.101	31.994	106.7	25:54.852
11	B	29:59.659 **B**	24.009	35.766	...	5.1	55:54.511
12	B	1:42.228	30.965	35.034	36.229	90.2	57:36.739
13	B	1:29.973	22.310	34.107	33.556	102.4	59:06.712
14	B	1:29.584	23.008	33.186	33.390	102.9	1:00:36.296

88 Ho-Pin Tung — CHN

China Racing Formula E Team — Spark - Renault SRT_01 E

Lap	C	Time	Sector 1	Sector 2	Sector 3	Kph	Elapsed
1	A	2:50.693	1:14.256	51.362	45.075	54.0	2:50.693
2	A	1:33.121	23.772	35.463	33.886	99.0	4:23.814
3	A	1:34.599	24.202	36.549	33.848	97.4	5:58.413
4	A	1:30.023	23.286	34.186	32.551	102.4	7:28.436
5	A	1:28.724	22.910	33.541	32.273	103.9	8:57.160
6	A	1:33.780	23.391	35.585	34.804	98.3	10:30.940
7	A	3:48.091 **B**	23.062			40.4	14:19.031
8	A	1:43.910	32.955	37.992	32.963	88.7	16:02.941
9	A	1:28.068	22.742	33.208	32.118	104.6	17:31.009
10	A	1:28.093	22.672	33.378	32.043	104.6	18:59.102
11	A	1:28.394	22.574	33.331	32.489	104.3	20:27.496
12	A	1:28.100	22.888	33.079	32.133	104.6	21:55.596
13	B	7:55.291 **B**	26.336	37.247	6:51.708	19.4	29:50.887
14	B	1:43.133	30.974	36.231	35.928	89.4	31:34.020
15	B	1:28.382	21.941	32.868	33.573	104.3	33:02.402
16	B	2:16.279	31.751	51.970	52.558	67.6	35:18.681
17	B	1:44.934	27.452	41.931	35.551	87.8	37:03.615
18	B	1:29.913	22.267	33.834	33.812	102.5	38:33.528
19	B	16:46.234 **B**	34.770	47.488	...	9.2	55:19.762
20	B	2:05.627	40.318	41.842	43.467	73.4	57:25.389
21	B	1:26.620	21.724	33.019	31.877	106.4	58:52.009
22	B	2:07.940	23.886	54.520	49.534	72.0	1:00:59.949

99 Nelson Piquet JR — BRA

China Racing Formula E Team — Spark - Renault SRT_01 E

Lap	C	Time	Sector 1	Sector 2	Sector 3	Kph	Elapsed
1	A	2:23.838	1:12.031	37.659	34.148	64.1	2:23.838
2	A	1:29.897	23.519	33.517	32.861	102.5	3:53.735
3	A	1:28.764	22.960	33.357	32.447	103.8	5:22.499
4	A	1:27.218	22.525			105.7	6:49.717
5	A	1:26.446	21.957	32.681	31.808	106.6	8:16.163
6	A	1:25.342	21.711	32.196	31.435	108.0	9:41.505
7	A	1:31.547	21.626	32.753	37.168	100.7	11:13.052
8	B	6:16.574 **B**				24.5	17:29.626
9	B	1:36.099	29.335	34.469	32.295	95.9	19:05.725
10	B	1:26.598	22.578	32.437	31.583	106.4	20:32.323
11	B	1:25.407	21.827	31.976	31.604	107.9	21:57.730
12	B	1:35.393	25.767	36.779	32.847	96.6	23:33.123
13	B	1:26.007	21.974	32.401	31.632	107.2	24:59.130
14	B	1:25.566	21.799	32.251	31.516	107.7	26:24.696
15	B	1:25.555	21.800	32.214	31.541	107.7	27:50.251
16	B	1:25.158	21.668			108.2	29:15.409
17	B	1:30.222	26.093	32.513	31.616	102.1	30:45.631
18	B	1:25.447	21.741	32.079	31.627	107.9	32:11.078
19	B	1:44.871	21.626	38.031	45.214	87.9	33:55.949
20	B	1:36.202	24.716	38.299	33.187	95.8	35:32.151
21	B	1:23.370	21.265	31.337	30.768	110.5	36:55.521
22	B	1:25.138	21.202	31.954	31.982	108.2	38:20.659
23	A	16:47.454 **B**	21.858	35.688	...	9.1	55:08.113
24	A	1:49.502	30.046	36.742	42.714	84.2	56:57.615
25	A	1:31.195	21.583	31.661	37.951	101.1	58:28.810

Cup Sponsor
Global Partner
Founding Partners