

FIA Formula E Championship

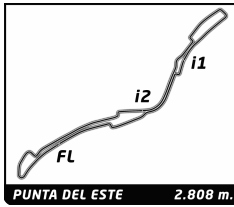
Round 3 - Punta del Este ePrix

Non Qualifying Practice 1

Analysis

Official Timekeeper TAGHeuer

Personal Best							Session Best							B Crossing the finish line in pit lane						
Lap	C	Time	Sector 1	Sector 2	Sector 3	Kph	Elapsed	Lap	Time	Sector 1	Sector 2	Sector 3	Kph	Elapsed						
2 Sam Bird							GBR													
Virgin Racing Formula E Team							Spark - Renault SRT_01 E													
1	A	1:49.314	37.328	32.638	39.348	92.5	1:49.314	2	B	1:28.442	25.067	30.646	32.729	114.3	3:20.398					
2	A	1:28.461	26.535	29.542	32.384	114.3	3:17.775	3	B	1:23.989	24.169	28.685	31.135	120.4	4:44.387					
3	A	1:23.626	24.020	28.379	31.227	120.9	4:41.401	4	B	1:22.577	23.756	28.384	30.437	122.4	6:06.964					
4	A	1:22.535	23.608	28.086	30.841	122.5	6:03.936	5	B	1:21.503	23.306	27.901	30.296	124.0	7:28.467					
5	A	1:21.483	23.268	27.782	30.433	124.1	7:25.419	6	B	1:21.877	23.587	27.925	30.365	123.5	8:50.344					
6	A	1:21.686	23.246	27.809	30.631	123.8	8:47.105	7	B	1:33.459	24.112	28.360	40.987	108.2	10:23.803					
7	A	1:23.652	23.821	28.179	31.652	120.8	10:10.757	8	B	1:23.554	23.851	28.434	31.269	121.0	11:47.357					
8	A	1:37.086	23.493	32.671	40.922	104.1	11:47.843	9	B	1:22.818	23.923	28.234	30.661	122.1	13:10.175					
9	A	9:21.829	7:44.683	41.245	55.901	18.0	21:09.672	10	B	1:21.360	23.412	27.810	30.138	124.2	14:31.535					
10	A	3:17.886	2:19.563	27.698	30.625	51.1	24:27.558	11	B	1:21.440	23.259	27.964	30.217	124.1	15:52.975					
11	A	1:20.202	23.003	27.371	29.828	126.0	25:47.760	12	B	1:21.602	23.365	27.980	30.257	123.9	17:14.577					
12	A	1:19.611	22.799	27.096	29.716	127.0	27:07.371	13	B	1:23.268	24.684	28.269	30.315	121.4	18:37.845					
13	A	1:33.985	23.507	30.516	39.962	107.6	28:41.356	14	B	1:29.591	23.697	28.060	37.834	112.8	20:07.436					
14	B	7:11.159	6:05.838	31.358	33.963	23.4	35:52.515	15	A	7:24.068	6:21.951	30.789	31.328	22.8	27:31.504					
15	B	1:22.645	23.702	28.392	30.551	122.3	37:15.160	16	A	1:22.446	24.031	28.186	30.229	122.6	28:53.950					
16	B	1:21.246	23.194	27.649	30.403	124.4	38:36.406	17	A	1:21.724	23.632	28.073	30.019	123.7	30:15.674					
17	B	1:22.976	23.181	27.955	31.840	121.8	39:59.382	18	A	2:00.959	31.289	40.833	48.837	83.6	32:16.633					
18	B	1:21.810	23.694	27.763	30.353	123.6	41:21.192	19	A	5:47.664	4:37.299	35.402	34.963	29.1	38:04.297					
19	B	1:21.453	23.548	27.612	30.293	124.1	42:42.645	20	A	1:17.999	22.216	26.977	28.806	129.6	39:22.296					
20	B	1:21.433	23.325	27.717	30.391	124.1	44:04.078	21	A	1:51.223	26.798	36.971	47.454	90.9	41:13.519					
21	B	1:21.576	23.340	27.666	30.570	123.9	45:25.654													
3 Jaime Alguersuari							ESP													
Virgin Racing Formula E Team							Spark - Renault SRT_01 E													
1	A	2:00.205	56.573	31.431	32.201	84.1	2:00.205	2	A	2:24.220	1:17.806	30.973	35.441	70.1	2:24.220					
2	A	1:25.675	25.012	29.059	31.604	118.0	3:25.880	3	A	1:22.867	23.763	27.999	31.105	122.0	3:47.087					
3	A	1:27.658	25.673	30.690	31.295	115.3	4:53.538	4	A	1:28.957	23.519	32.131	33.307	113.6	5:16.044					
4	A	1:22.117	23.826	27.881	30.410	123.1	6:15.655	5	A	1:21.601	23.219	27.574	30.808	123.9	6:37.645					
5	A	1:21.771	23.422	27.872	30.477	123.6	7:37.426	6	A	1:20.909	22.843	27.698	30.368	124.9	7:58.554					
6	A	1:20.966	23.329	27.568	30.069	124.9	8:58.392	7	B	1:28.907	23.960	30.105	34.842	113.7	9:27.461					
7	A	1:21.145	23.307	27.722	30.116	124.6	10:19.537	8	B	8:04.954	6:53.563	38.026	33.365	20.8	17:32.415					
8	A	1:23.689	23.729	27.748	32.212	120.8	11:43.226	9	B	1:26.857	24.402	31.846	30.609	116.4	18:59.272					
9	A	1:23.218	23.802	28.377	31.039	121.5	13:06.444	10	B	1:28.547	22.976	27.713	37.858	114.2	20:27.819					
10	A	1:22.570	23.788	28.060	30.722	122.4	14:29.014	11	B	5:25.549	4:25.211	29.518	30.820	31.1	25:53.368					
11	A	1:21.860	23.581	27.872	30.407	123.5	15:50.874	12	B	1:20.695	22.970	27.670	30.055	125.3	27:14.063					
12	A	1:21.735	23.563	27.843	30.329	123.7	17:12.609	13	B	1:20.950	23.042	27.559	30.349	124.9	28:35.013					
13	A	1:23.830	23.694	28.532	31.604	120.6	18:36.439	14	B	1:26.365	27.361	28.100	30.904	117.0	30:01.378					
14	A	1:26.859	23.447	27.841	35.571	116.4	20:03.298	15	B	1:19.181	22.277	26.966	29.938	127.7	31:20.559					
15	B	7:57.165	6:57.109	29.203	30.853	21.2	28:00.463	16	B	1:52.530	29.386	41.095	42.049	89.8	33:13.089					
16	B	1:20.768	23.152	27.544	30.072	125.2	29:21.231	17	B	1:18.013	22.143	26.411	29.459	129.6	34:31.102					
17	B	1:20.504	23.111	27.375	30.018	125.6	30:41.735	18	B	1:52.065	28.287	36.898	46.880	90.2	36:23.167					
18	B	1:19.791	22.940	27.375	29.476	126.7	32:01.526	19	B	1:21.175	23.071	27.382	30.722	124.5	37:44.342					
19	B	1:20.362	23.003	27.368	29.991	125.8	33:21.888	20	B	1:27.889	24.266	29.622	34.001	115.0	39:12.231					
20	B	1:31.247	28.795	31.665	30.787	110.8	34:53.135	21	A	4:34.134	3:34.213	29.158	30.763	36.9	43:46.365					
21	B	1:23.033	24.335	28.054	30.644	121.7	36:16.168	22	A	1:20.278	23.044	27.408	29.826	125.9	45:06.643					
22	B	1:21.725	23.439	27.924	30.362	123.7	37:37.893													
23	B	1:21.831	23.829	27.852	30.150	123.5	38:59.724													
24	B	1:23.942	23.990	27.902	32.050	120.4	40:23.666													
25	B	1:21.874	23.642	27.890	30.342	123.5	41:45.540													
26	B	1:29.908	22.898	29.136	37.874	112.4	43:15.448													
5 Karun Chandhok							IND													
Mahindra Racing Formula E Team							Spark - Renault SRT_01 E													
1	B	1:51.956	49.979	30.061	31.916	90.3	1:51.956													
6 Oriol Servià							ESP													
Dragon Racing Formula E Team							Spark - Renault SRT_01 E													
1	A	2:24.220	1:17.806	30.973	35.441	70.1	2:24.220	2	A	1:22.867	23.763	27.999	31.105	122.0	3:47.087					
2	A	1:22.867	23.763	27.999	31.105	122.0	3:47.087	3	A	1:28.957	23.519	32.131	33.307	113.6	5:16.044					
3	A	1:28.957	23.519	32.131	33.307	113.6	5:16.044	4	A	1:21.601	23.219	27.574	30.808	123.9	6:37.645					
4	A	1:21.601	23.219	27.574	30.808	123.9	6:37.645	5	A	1:20.909	22.843	27.698	30.368	124.9	7:58.554					
5	A	1:20.909	22.843	27.698	30.368	124.9	7:58.554	6	A	1:28.907	23.960	30.105	34.842	113.7	9:27.461					
6	A	1:28.907	23.960	30.105	34.842	113.7	9:27.461	7	B	8:04.954	6:53.563	38.026	33.365	20.8	17:32.415					
7	B	8:04.954	6:53.563	38.026	33.365	20.8	17:32.415	8	B	1:26.857	24.402	31.846	30.609	116.4	18:59.272					
8	B	1:26.857	24.402	31.846	30.609	116.4	18:59.272	9	B	1:28.547	22.976	27.713	37.858	114.2	20:27.819					
9	B	1:28.547	22.976	27.713	37.858	114.2	20:27.819	10	B	5:25.549	4:25.211	29.518	30.820	31.1	25:53.368					
10	B	5:25.549	4:25.211	29.518	30.820	31.1	25:53.368	11	B	1:20.695	22.970	27.670	30.055	125.3	27:14.063					
11	B	1:20.695	22.970	27.670	30.055	125.3	27:14.063	12	B	1:20.950	23.042	27.559	30.349	124.9	28:35.013					
12	B	1:20.950	23.042	27.559	30.349	124.9	28:35.013	13	B	1:26.365	27.361	28.100	30.904	117.0	30:01.378					
13	B	1:26.365	27.361	28.100	30.904	117.0	30:01.378	14	B	1:19.181	22.277	26.966	29.938	127.7	31:20.559					
14	B	1:19.181	22.277	26.966	29.938	127.7	31:20.559	15	B	1:52.530	29.386	41.095	42.049	89.8	33:13.089					
15	B	1:52.530	29.386	41.095	42.049	89.8	33:13.089	16	B	1:18.013	22.143	26.411	29.459	129.6	34:31.102					
16	B	1:18.013	22.143	26.411	29.459	129.6	34:31.102	17	B	1:52.065	28.287	36.898	46.880	90.2	36:23.167					
17	B	1:52.065	28.287	36.898	46.880	90.2	36:23.167	18	B	1:21.175	23.071	27.382	30.722	124.5	37:44.342					
18	B	1:21.175	23.071	27.382	30.722	124.5	37:44.342	19	B	1:27.889	24.266	29.622	34.001	115.0	39:12.231					
19	B	1:27.889	24.266	29.622	34.001	115.0	39:12.231	20	A	4:34.134	3:34.213	29.158	30.763	36.9	43:46.365					
20	A	4:34.134	3:34.213	29.158	30.763	36.9	43:46.365	21	A	1:20.278	23.044	27.408	29.826	125.9	45:06.643					
21	A	1:20.278	23.044	27.408	29.826	125.9	45:06.643													
7 Jérôme D'Ambrosio							BEL													
Dragon Racing Formula E Team							Spark - Renault SRT_01 E													
1	A	3:23.921	2:15.447	31.983	36.491	49.6	3:23.921	2	A	1:22.954	23.914	28.186	30.854	121.9	4:46.875					
2	A	1:22.954	23.914	28.186	30.854	121.9	4:46.875	3	A	1:21.486	23.464	27.596	30.							



FIA Formula E Championship

Round 3 - Punta del Este ePrix

Non Qualifying Practice 1

Analysis

Official Timekeeper TAGHeuer

Lap	C	Time	Sector 1	Sector 2	Sector 3	Kph	Elapsed	Lap	Time	Sector 1	Sector 2	Sector 3	Kph	Elapsed	
8 Nicolas Prost FRA															
Team e.dams Renault								Spark - Renault SRT_01 E							
1	B	1:34.517	30.828	30.475	33.214	107.0	1:34.517								
2	B	1:26.020	24.919	28.862	32.239	117.5	3:00.537								
3	B	1:24.068	24.197	28.429	31.442	120.2	4:24.605								
4	B	1:23.927	23.974	28.113	31.840	120.4	5:48.532								
5	B	1:35.502	25.704	33.941	35.857	105.8	7:24.034								
6	B	1:21.591	23.597	27.601	30.393	123.9	8:45.625								
7	B	1:31.364	23.988	28.977	38.399	110.6	10:16.989								
8	A	4:46.862	3:42.737	28.995	35.130	35.2	15:03.851								
9	A	1:21.776	23.500	27.663	30.613	123.6	16:25.627								
10	A	1:24.034	23.239	27.950	32.845	120.3	17:49.661								
11	A	1:20.852	23.148	27.327	30.377	125.0	19:10.513								
12	A	2:10.427	25.964	41.422	1:03.041	77.5	21:20.940								
13	A	3:39.556	2:37.062	27.934	34.560	46.0	25:00.496								
14	A	1:20.570	23.343	27.179	30.048	125.5	26:21.066								
15	A	1:20.866	23.355	27.388	30.123	125.0	27:41.932								
16	A	1:22.886	23.086	28.527	31.273	122.0	29:04.818								
17	A	1:30.479	26.558	27.423	36.498	111.7	30:35.297								
18	B	6:55.910	5:45.970	36.139	33.801	24.3	37:31.207								
19	B	1:16.696	21.957	26.131	28.608	131.8	38:47.903								
20	B	1:39.680	28.391	31.890	39.399	101.4	40:27.583								
9 Sébastien Buemi CHE															
Team e.dams Renault								Spark - Renault SRT_01 E							
1	A	1:39.594	33.032	32.206	34.356	101.5	1:39.594								
2	A	1:26.623	25.182	29.139	32.302	116.7	3:06.217								
3	A	1:24.152	24.142	28.269	31.741	120.1	4:30.369								
4	A	1:22.904	23.742	28.029	31.133	121.9	5:53.273								
5	A	1:25.478	23.576	28.510	33.392	118.3	7:18.751								
6	A	1:21.346	23.157	27.446	30.743	124.3	8:40.097								
7	A	1:34.296	25.587	29.965	38.744	107.2	10:14.393								
8	B	6:05.529	5:01.426	31.739	32.364	27.7	16:19.922								
9	B	1:22.669	23.646	27.940	31.083	122.3	17:42.591								
10	B	1:22.168	23.525	27.969	30.674	123.0	19:04.759								
11	B	1:38.336	25.400	31.590	41.346	102.8	20:43.095								
12	B	3:56.985	2:53.929	30.121	32.935	42.7	24:40.080								
13	B	1:20.587	23.135	27.444	30.008	125.4	26:00.667								
14	B	1:21.885	23.202	27.207	31.476	123.5	27:22.552								
15	B	1:19.958	23.198	27.153	29.607	126.4	28:42.510								
16	B	1:31.130	23.097	31.514	36.519	110.9	30:13.640								
17	B	1:19.837	22.988	27.129	29.720	126.6	31:33.477								
18	B	1:34.717	25.830	30.664	38.223	106.7	33:08.194								
19	A	4:35.241	3:26.014	36.231	32.996	36.7	37:43.435								
20	A	1:17.192	22.381	26.326	28.485	131.0	39:00.627								
21	A	1:51.640	30.676	41.103	39.861	90.5	40:52.267								
22	A	1:33.629	26.240	29.329	38.060	108.0	42:25.896								
23	A	1:20.967	23.007	27.355	30.605	124.9	43:46.863								
24	A	1:20.192	23.189	27.351	29.652	126.1	45:07.055								
10 Jarno Trulli ITA															
Trulli Formula E Team								Spark - Renault SRT_01 E							
1	A	4:18.632	1:45.092	33.840	1:59.700	39.1	4:18.632								
2	B	6:21.460	5:16.933	31.095	33.432	26.5	10:40.092								
3	B	1:23.003	23.833	28.212	30.958	121.8	12:03.095								
4	B	1:22.764	23.942	28.081	30.741	122.1	13:25.859								
5	B	1:21.617	23.358	27.617	30.642	123.9	14:47.476								
6	B	1:21.681	23.591	27.689	30.401	123.8	16:09.157								
7	B	1:32.761	23.522	29.324	39.915	109.0	17:41.918								
8	A	7:42.741	6:42.856	29.046	30.839	21.8	25:24.659								
9	A	1:22.963	25.162	27.546	30.255	121.8	26:47.622								
10	A	1:20.940	23.178	27.439	30.323	124.9	28:08.562								
11	A	1:32.453	26.161	28.903	37.389	109.3	29:41.015								
12	B	6:01.417	4:58.521	30.687	32.209	28.0	35:42.432								
13	B	1:39.135	30.462	35.828	32.845	102.0	37:21.567								
14	B	1:17.604	22.205	26.523	28.876	130.3	38:39.171								
15	B	1:38.242	28.579	33.179	36.484	102.9	40:17.413								
16	B	1:17.581	22.151	26.639	28.791	130.3	41:34.994								
17	B	1:51.580	31.451	41.167	38.962	90.6	43:26.574								
18	B	1:21.510	23.500	27.570	30.440	124.0	44:48.084								
19	B	1:21.338	23.441	27.699	30.198	124.3	46:09.422								
11 Lucas di Grassi BRA															
Audi Sport ABT Formula E Team								Spark - Renault SRT_01 E							
1	B	5:23.108	4:22.243	29.300	31.565	31.3	5:23.108								
2	B	1:22.582	24.296	27.923	30.363	122.4	6:45.690								
3	B	1:20.658	23.338	27.417	29.903	125.3	8:06.348								
4	B	1:19.778	22.910	27.184	29.684	126.7	9:26.126								
5	B	1:19.675	22.980	27.057	29.638	126.9	10:45.801								
6	B	1:21.361	23.214	27.588	30.559	124.2	12:07.162								
7	B	1:23.910	23.049	27.359	33.502	120.5	13:31.072								
8	A	6:07.108	5:05.126	30.543	31.439	27.5	19:38.180								
9	A	1:51.244	27.256	39.377	44.611	90.9	21:29.424								
10	A	3:33.668	2:29.833	28.303	35.532	47.3	25:03.092								
11	A	1:19.611	22.942	27.142	29.527	127.0	26:22.703								
12	A	1:19.555	22.814	27.103	29.638	127.1	27:42.258								
13	A	1:23.655	23.318	28.228	32.109	120.8	29:05.913								
14	A	1:19.338	22.845	26.906	29.587	127.4	30:25.251								
15	A	1:19.058	22.706	27.049	29.303	127.9	31:44.309								
16	A	1:22.116	23.308	27.961	30.847	123.1	33:06.425								
17	A	1:23.732	22.838	27.037	33.857	120.7	34:30.157								
18	B	7:27.323	6:23.442	28.360	35.521	22.6	41:57.480								
19	B	1:19.801	22.655	27.330	29.816	126.7	43:17.281								
20	B	1:26.229	26.060	28.537	31.632	117.2	44:43.510								
21	B	1:25.342	23.770	27.713	33.859	118.5	46:08.852								
18 Michela Cerruti ITA															
Trulli Formula E Team								Spark - Renault SRT_01 E							
1	B	2:46.356	1:33.125	34.690	38.541	60.8	2:46.356								
2	B	1:33.214	26.373	32.167	34.674	108.4	4:19.570								
3	B	1:28.304	26.342	29.541	32.421	114.5	5:47.874								
4	B	1:26.462	24.761	29.182	32.519	116.9	7:14.336								
5	B	1:25.269	24.473	28.585	32.211	118.6	8:39.605								
6	B	1:25.727	24.746	28.734	32.247	117.9	10:05.332								
7	B	1:31.998	24.254	28.605	39.139	109.9	11:37.330								
8	A	5:59.658	4:45.023	32.047	42.588	28.1	17:36.988								



FIA Formula E Championship

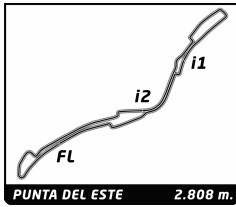
Round 3 - Punta del Este ePrix

Non Qualifying Practice 1

Analysis

Official Timekeeper TAGHeuer

Lap	C	Time	Sector 1	Sector 2	Sector 3	Kph	Elapsed	Lap	Time	Sector 1	Sector 2	Sector 3	Kph	Elapsed	
9	A	1:27.290	24.788	30.609	31.893	115.8	19:04.278	17	A	1:21.867	23.616	27.812	30.439	123.5	44:37.577
10	A	3:22.160 B	1:40.068	47.475	54.617	50.0	22:26.438	18	A	1:22.951	24.056	28.021	30.874	121.9	46:00.528
11	A	6:00.395	4:54.559	31.282	34.554	28.0	28:26.833	<div style="border: 1px solid black; padding: 5px;"> 27 Jean-Eric Vergne FRA Andretti Autosport Formula E Team Spark - Renault SRT_01 E </div>							
12	A	1:25.437	24.765	28.597	32.075	118.3	29:52.270	1	B	2:06.035	55.489	34.180	36.366	80.2	2:06.035
13	A	1:25.285	24.392	28.918	31.975	118.5	31:17.555	2	B	1:28.180	24.628	29.243	34.309	114.6	3:34.215
14	A	1:24.646	24.408	28.306	31.932	119.4	32:42.201	3	B	1:25.114	24.543	28.911	31.660	118.8	4:59.329
15	A	1:29.412 B	24.049	28.474	36.889	113.1	34:11.613	4	B	1:26.658	23.061	27.466	36.131	116.7	6:25.987
16	B	6:31.649	5:24.875	32.351	34.423	25.8	40:43.262	5	B	1:21.553	23.099	28.104	30.350	124.0	7:47.540
17	B	1:22.623	23.861	28.128	30.634	122.3	42:05.885	6	B	1:21.126	23.068	27.816	30.242	124.6	9:08.666
18	B	1:45.447	28.532	37.174	39.741	95.9	43:51.332	7	B	1:38.682 B	25.370	35.391	37.921	102.4	10:47.348
19	B	1:20.358	23.121	27.199	30.038	125.8	45:11.690	8	B	7:46.624	6:45.285	30.238	31.101	21.7	18:33.972
<div style="border: 1px solid black; padding: 5px;"> 21 Bruno Senna BRA Mahindra Racing Formula E Team Spark - Renault SRT_01 E </div>								9	B	1:20.902	22.883	27.988	30.031	125.0	19:54.874
1	A	1:41.003	34.735	32.626	33.642	100.1	1:41.003	10	B	2:05.337 B	43.081	37.973	44.283	80.7	22:00.211
2	A	1:27.865	26.018	29.678	32.169	115.0	3:08.868	11	B	2:51.674	1:36.565	34.919	40.190	58.9	24:51.885
3	A	1:24.982	24.783	28.881	31.318	119.0	4:33.850	12	B	1:20.193	22.684	27.640	29.869	126.1	26:12.078
4	A	1:22.747	23.874	28.172	30.701	122.2	5:56.597	13	B	1:22.779	23.929	28.357	30.493	122.1	27:34.857
5	A	1:24.736	23.730	29.370	31.636	119.3	7:21.333	14	B	1:21.788	23.036	28.303	30.449	123.6	28:56.645
6	A	1:21.912	23.528	27.718	30.666	123.4	8:43.245	15	B	1:27.777 B	22.927	28.625	36.225	115.2	30:24.422
7	A	1:25.602	24.932	28.602	32.068	118.1	10:08.847	16	A	6:01.789	4:53.077	32.851	35.861	27.9	36:26.211
8	A	1:22.571	23.604	27.670	31.297	122.4	11:31.418	17	A	1:20.361	22.884	27.740	29.737	125.8	37:46.572
9	A	1:21.991	23.557	27.734	30.700	123.3	12:53.409	18	A	1:26.940	24.786	30.224	31.930	116.3	39:13.512
10	A	1:21.582	23.648	27.629	30.305	123.9	14:14.991	19	A	1:19.997	22.926	27.544	29.527	126.4	40:33.509
11	A	1:22.848	23.926	27.956	30.966	122.0	15:37.839	20	A	1:31.172	24.599	30.601	35.972	110.9	42:04.681
12	A	1:22.370	23.768	28.020	30.582	122.7	17:00.209	21	A	1:17.395	21.844	26.603	28.948	130.6	43:22.076
13	A	1:36.815	37.446	28.279	31.090	104.4	18:37.024	22	A	1:30.135	25.632	31.470	33.033	112.2	44:52.211
14	A	1:28.442 B	23.676	27.877	36.889	114.3	20:05.466	23	A	1:19.598	22.697	27.244	29.657	127.0	46:11.809
15	B	7:47.955	6:43.895	31.624	32.436	21.6	27:53.421	<div style="border: 1px solid black; padding: 5px;"> 28 Matthew Brabham USA Andretti Autosport Formula E Team Spark - Renault SRT_01 E </div>							
16	B	1:22.802	23.721	27.724	31.357	122.1	29:16.223	1	A	1:46.531	40.869	30.957	34.705	94.9	1:46.531
17	B	1:21.106	23.415	27.594	30.097	124.6	30:37.329	2	A	1:26.745	26.229	28.426	32.090	116.5	3:13.276
18	B	1:28.165	25.156	31.544	31.465	114.7	32:05.494	3	A	1:22.342	23.866	27.808	30.668	122.8	4:35.618
19	B	1:20.896	23.303	27.628	29.965	125.0	33:26.390	4	A	1:21.848	23.789	27.815	30.244	123.5	5:57.466
20	B	1:38.067 B	26.395	32.786	38.886	103.1	35:04.457	5	A	1:22.028	23.485	27.712	30.831	123.2	7:19.494
21	B	6:17.900	4:58.460	39.831	39.609	26.7	41:22.357	6	A	1:26.455 B	23.313	27.570	35.572	116.9	8:45.949
22	B	1:40.652	28.280	36.397	35.975	100.4	43:03.009	7	A	8:42.310	7:41.535	28.832	31.943	19.4	17:28.259
23	B	1:17.628	22.250	26.612	28.766	130.2	44:20.637	8	A	1:24.332	26.358	27.746	30.228	119.9	18:52.591
24	B	1:46.042 B	26.490	36.626	42.926	95.3	46:06.679	9	A	1:31.941 B	23.467	27.524	40.950	109.9	20:24.532
<div style="border: 1px solid black; padding: 5px;"> 23 Nick Heidfeld DEU Venturi Formula E Team Spark - Renault SRT_01 E </div>								10	B	10:32.965	9:33.868	28.282	30.815	16.0	30:57.497
1	A	3:25.394	2:21.653	30.224	33.517	49.2	3:25.394	11	B	1:24.861	23.693	30.960	30.208	119.1	32:22.358
2	A	1:24.477	24.964	28.483	31.030	119.7	4:49.871	12	B	1:20.308	23.350	27.178	29.780	125.9	33:42.666
3	A	1:22.070	23.618	27.905	30.547	123.2	6:11.941	13	B	1:20.457	23.284	27.323	29.850	125.6	35:03.123
4	A	1:22.044	23.620	27.997	30.427	123.2	7:33.985	14	B	1:49.879	29.288	40.522	40.069	92.0	36:53.002
5	A	1:23.027	23.724	28.704	30.599	121.8	8:57.012	15	B	1:18.834	22.710	27.127	28.997	128.2	38:11.836
6	A	1:21.197	23.258	27.778	30.161	124.5	10:18.209	16	B	1:55.209	25.616	43.308	46.285	87.7	40:07.045
7	A	1:36.416 B	29.562	30.373	36.481	104.8	11:54.625	17	B	1:17.675	22.657	26.313	28.705	130.1	41:24.720
8	B	12:53.632	...	34.044	40.368	13.1	24:48.257	18	B	1:48.550	29.006	40.250	39.294	93.1	43:13.270
9	B	1:18.319	22.183	26.602	29.534	129.1	26:06.576	19	B	1:19.740	23.089	27.092	29.559	126.8	44:33.010
10	B	1:20.305	23.237	27.219	29.849	125.9	27:26.881	20	B	1:22.101	22.968	27.178	31.955	123.1	45:55.111
11	B	1:58.756	28.309	40.568	49.879	85.1	29:25.637	<div style="border: 1px solid black; padding: 5px;"> 30 Stéphane Sarrazin FRA Venturi Formula E Team Spark - Renault SRT_01 E </div>							
12	B	1:19.263	22.523	27.025	29.715	127.5	30:44.900	1	A	2:25.463	1:22.591	29.967	32.905	69.5	2:25.463
13	B	1:35.535 B	27.354	31.270	36.911	105.8	32:20.435	2	A	1:23.458	24.495	27.942	31.021	121.1	3:48.921
14	A	8:07.920	7:00.459	29.967	37.494	20.7	40:28.355								
15	A	1:23.786	23.969	28.830	30.987	120.7	41:52.141								
16	A	1:23.569	24.155	28.974	30.440	121.0	43:15.710								



FIA Formula E Championship

Round 3 - Punta del Este ePrix

Non Qualifying Practice 1

Analysis

Official Timekeeper TAGHeuer

Lap	C	Time	Sector 1	Sector 2	Sector 3	Kph	Elapsed	Lap	Time	Sector 1	Sector 2	Sector 3	Kph	Elapsed	
3	A	1:22.664	23.807	28.035	30.822	122.3	5:11.585	11	A	1:33.998B	23.235	28.104	42.659	107.5	20:36.082
4	A	1:21.938	23.479	27.360	31.099	123.4	6:33.523	12	A	4:21.151	3:19.723	28.740	32.688	38.7	24:57.233
5	A	1:22.085	23.593	27.579	30.913	123.2	7:55.608	13	A	1:20.443	23.472	27.273	29.698	125.7	26:17.676
6	A	1:26.303B	23.447	27.539	35.317	117.1	9:21.911	14	A	1:21.331	23.473	27.622	30.236	124.3	27:39.007
7	A	6:10.037	5:11.231	28.109	30.697	27.3	15:31.948	15	A	1:22.119	23.159	28.343	30.617	123.1	29:01.126
8	A	1:21.347	23.187	27.654	30.506	124.3	16:53.295	16	A	1:21.057	23.557	27.668	29.832	124.7	30:22.183
9	A	1:21.231	23.198	27.481	30.552	124.4	18:14.526	17	A	1:21.224	23.929	27.556	29.739	124.5	31:43.407
10	A	1:21.329	23.363	27.533	30.433	124.3	19:35.855	18	A	1:27.987B	23.646	27.838	36.503	114.9	33:11.394
11	A	1:50.439B	25.567	37.817	47.055	91.5	21:26.294	19	B	7:01.134	5:35.724	36.710	48.700	24.0	40:12.528
12	B	5:12.158	4:09.019	30.224	32.915	32.4	26:38.452	20	B	1:16.828	22.126	26.229	28.473	131.6	41:29.356
13	B	1:18.593	22.275	26.839	29.479	128.6	27:57.045	21	B	1:36.556B	28.656	31.605	36.295	104.7	43:05.912
14	B	1:18.168	22.369	26.489	29.310	129.3	29:15.213								
15	B	1:46.949	27.602	39.000	40.347	94.5	31:02.162								
16	B	1:17.222	22.054	26.201	28.967	130.9	32:19.384								
17	B	1:31.951B	23.647	31.734	36.570	109.9	33:51.335								
18	B	3:21.148	2:21.986	27.980	31.182	50.3	37:12.483								
19	B	1:20.752	23.376	27.332	30.044	125.2	38:33.235								
20	B	1:22.928	23.575	28.107	31.246	121.9	39:56.163								
21	B	1:21.318	23.161	27.580	30.577	124.3	41:17.481								
22	B	1:29.725	23.412	27.370	38.943	112.7	42:47.206								
23	B	1:17.580	22.144	26.310	29.126	130.3	44:04.786								
24	B	1:23.762	25.312	27.796	30.654	120.7	45:28.548								

Lap	C	Time	Sector 1	Sector 2	Sector 3	Kph	Elapsed
1	B	2:53.983	1:47.056	32.096	34.831	58.1	2:53.983
2	B	1:25.897	24.706	28.702	32.489	117.7	4:19.880
3	B	1:24.056	24.350	28.487	31.219	120.3	5:43.936
4	B	1:22.553	23.850	28.189	30.514	122.5	7:06.489
5	B	1:27.777B	23.898	28.640	35.239	115.2	8:34.266
6	B	9:43.950	8:39.167	30.267	34.516	17.3	18:18.216
7	B	1:23.897	24.165	28.916	30.816	120.5	19:42.113
8	B	1:50.266B	28.943	34.741	46.582	91.7	21:32.379
9	B	5:45.911	4:40.517	29.984	35.410	29.2	27:18.290
10	B	1:22.159	23.541	28.134	30.484	123.0	28:40.449
11	B	1:23.384	23.526	28.906	30.952	121.2	30:03.833
12	B	1:23.870	24.376	28.795	30.699	120.5	31:27.703
13	B	1:23.304	23.964	28.705	30.635	121.3	32:51.007
14	B	1:22.332	23.952	28.061	30.319	122.8	34:13.339
15	B	1:29.210B	23.999	27.994	37.217	113.3	35:42.549
16	A	5:06.452	4:03.759	30.472	32.221	33.0	40:49.001
17	A	1:21.469	23.454	27.682	30.333	124.1	42:10.470
18	A	1:49.103	28.176	38.843	42.084	92.7	43:59.573
19	A	1:18.275	22.344	26.727	29.204	129.1	45:17.848

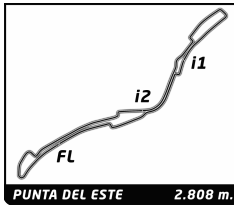
Lap	C	Time	Sector 1	Sector 2	Sector 3	Kph	Elapsed
1	B	2:03.498	59.120	31.076	33.302	81.9	2:03.498
2	B	1:24.538	24.627	29.009	30.902	119.6	3:28.036
3	B	1:27.654	27.613	28.871	31.170	115.3	4:55.690
4	B	1:28.934B	24.539	29.086	35.309	113.7	6:24.624
5	A	5:44.371	4:42.593	30.886	30.892	29.4	12:08.995
6	A	1:21.404	23.579	27.451	30.374	124.2	13:30.399
7	A	1:22.965	24.659	27.670	30.636	121.8	14:53.364
8	A	1:21.547	23.521	27.800	30.226	124.0	16:14.911
9	A	1:22.454	23.664	27.911	30.879	122.6	17:37.365
10	A	1:24.719	24.785	28.090	31.844	119.3	19:02.084

77 Salvador Duran MEX
 Amlin Aguri Spark - Renault SRT_01 E

Lap	C	Time	Sector 1	Sector 2	Sector 3	Kph	Elapsed
1	A	2:37.057	1:30.465	32.486	34.106	64.4	2:37.057
2	A	1:25.557	24.999	29.036	31.522	118.2	4:02.614
3	A	1:24.740	24.305	28.468	31.967	119.3	5:27.354
4	A	1:25.731	25.231	28.539	31.961	117.9	6:53.085
5	A	1:25.483	24.784	28.599	32.100	118.3	8:18.568
6	A	1:24.920	24.787	28.533	31.600	119.0	9:43.488
7	A	1:24.093	24.514	28.326	31.253	120.2	11:07.581
8	A	1:33.610B	24.694	29.727	39.189	108.0	12:41.191
9	A	5:20.961	4:21.655	28.549	30.757	31.5	18:02.152
10	A	1:22.751	24.447	27.851	30.453	122.2	19:24.903
11	A	2:00.243B	31.970	41.833	46.440	84.1	21:25.146
12	B	10:06.888	9:05.685	29.762	31.441	16.7	31:32.034
13	B	1:26.084	25.476	28.682	31.926	117.4	32:58.118
14	B	1:22.973	24.377	27.962	30.634	121.8	34:21.091
15	B	1:23.238	24.894	27.880	30.464	121.4	35:44.329
16	B	1:23.543	24.465	27.935	31.143	121.0	37:07.872
17	B	1:24.165	24.377	29.306	30.482	120.1	38:32.037
18	B	1:31.607B	24.402	28.086	39.119	110.3	40:03.644

88 Antonio Garcia ESP
 China Racing Formula E Team Spark - Renault SRT_01 E

Lap	C	Time	Sector 1	Sector 2	Sector 3	Kph	Elapsed
1	A	2:35.873	1:29.517	32.703	33.653	64.9	2:35.873
2	A	1:25.367	24.801	28.828	31.738	118.4	4:01.240
3	A	1:23.213	24.230	28.040	30.943	121.5	5:24.453
4	A	1:23.879	23.962	28.859	31.058	120.5	6:48.332
5	A	1:22.825	23.990	28.112	30.723	122.1	8:11.157
6	A	1:22.300	23.807	28.009	30.484	122.8	9:33.457
7	A	1:21.763	23.758	27.765	30.240	123.6	10:55.220
8	A	1:22.167	23.693	28.146	30.328	123.0	12:17.387
9	A	1:21.867	23.666	27.822	30.379	123.5	13:39.254
10	A	1:21.230	23.472	27.581	30.177	124.4	15:00.484
11	A	1:21.852	23.748	27.830	30.274	123.5	16:22.336
12	A	1:23.353	23.716	27.782	31.855	121.3	17:45.689
13	A	1:21.779	23.921	27.667	30.191	123.6	19:07.468
14	A	2:08.041B	26.372	41.323	1:00.346	78.9	21:15.509
15	B	5:56.136	4:45.130	33.697	37.309	28.4	27:11.645
16	B	1:21.082	23.356	27.406	30.320	124.7	28:32.727
17	B	1:18.504	22.433	26.318	29.753	128.8	29:51.231
18	B	1:47.888	29.988	37.675	40.225	93.7	31:39.119
19	B	1:29.592	23.164	28.082	38.346	112.8	33:08.711
20	B	1:48.303	31.740	37.758	38.805	93.3	34:57.014
21	B	1:19.995	23.146	27.046	29.803	126.4	36:17.009
22	B	1:36.218	28.640	36.512	31.066	105.1	37:53.227



FIA Formula E Championship

Round 3 - Punta del Este ePrix

Non Qualifying Practice 1

Analysis

Official Timekeeper TAG Heuer

■ Personal Best
 ■ Session Best
 ■ B Crossing the finish line in pit lane

Lap	C	Time	Sector 1	Sector 2	Sector 3	Kph	Elapsed	Lap	Time	Sector 1	Sector 2	Sector 3	Kph	Elapsed
23	B	1:20.841	23.285	27.340	30.216	125.0	39:14.068							
24	B	1:33.272	26.838	32.563	33.871	108.4	40:47.340							
25	B	1:20.524	23.143	27.588	29.793	125.5	42:07.864							
26	B	1:20.096	23.173	27.303	29.620	126.2	43:27.960							
27	B	1:24.965	25.767	29.270	29.928	119.0	44:52.925							
28	B	1:19.822	23.166	27.072	29.584	126.6	46:12.747							

99		Nelson Piquet JR		BRA			
		China Racing Formula E Team		Spark - Renault SRT_01 E			
1	B	2:21.056	1:14.943	32.412	33.701	71.7	2:21.056
2	B	1:25.033	24.897	28.716	31.420	118.9	3:46.089
3	B	1:23.430	23.708	28.512	31.210	121.2	5:09.519
4	B	1:22.640	23.723	28.154	30.763	122.3	6:32.159
5	B	1:21.740	23.425	27.876	30.439	123.7	7:53.899
6	B	1:21.499	23.387	27.751	30.361	124.0	9:15.398
7	B	1:23.803	23.334	28.794	31.675	120.6	10:39.201
8	B	1:21.378	23.334	27.796	30.248	124.2	12:00.579
9	B	1:20.852	23.201	27.710	29.941	125.0	13:21.431
10	B	1:20.413	23.037	27.439	29.937	125.7	14:41.844
11	B	1:20.049	23.068	27.508	29.473	126.3	16:01.893
12	B	1:23.970	24.308	28.542	31.120	120.4	17:25.863
13	B	1:34.083 B	23.090	27.394	43.599	107.4	18:59.946
14	A	10:09.823	8:53.112	38.949	37.762	16.6	29:09.769
15	A	1:19.903	23.343	27.155	29.405	126.5	30:29.672
16	A	1:18.713	22.537	26.841	29.335	128.4	31:48.385
17	A	1:40.624	28.693	35.904	36.027	100.5	33:29.009
18	A	2:04.648	22.948	27.183	1:14.517	81.1	35:33.657
19	A	1:35.509	22.764	31.092	41.653	105.8	37:09.166
20	A	1:21.189	23.544	28.111	29.534	124.5	38:30.355
21	A	1:20.038	22.983	27.694	29.361	126.3	39:50.393
22	A	1:20.304	23.286	27.511	29.507	125.9	41:10.697
23	A	1:21.961	24.672	27.889	29.400	123.3	42:32.658
24	A	1:40.725	25.121	40.310	35.294	100.4	44:13.383
25	A	1:20.367	24.428	27.218	28.721	125.8	45:33.750