

ROUND 1 - Beijing

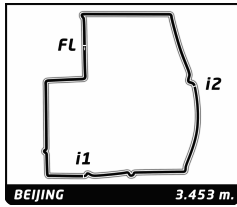
FIA Formula E

Non Qualifying Practice 1

Analysis

Official Watch & Chronograph

Lap	Time	Sector 1	Sector 2	Sector 3	Kph	Elapsed	Lap	Time	Sector 1	Sector 2	Sector 3	Kph	Elapsed
2 Sam Bird (GBR)							Virgin Racing Formula E Team (Spark - Renault SRT_01 E)						
1	3:53.626	2:05.523	57.510	50.593	68.6	3:53.626	15	6:42.940B	2:38.646	1:14.740	2:49.554	39.8	41:59.522
2	2:10.044	42.475	43.425	44.144	123.3	6:03.670	16	2:28.134	59.120	41.697	47.317	108.2	44:27.656
3	2:21.690	38.381	52.188	51.121	113.1	8:25.360	17	1:43.220	36.662	33.616	32.942	155.3	46:10.876
4	1:46.794	37.337	34.830	34.627	150.1	10:12.154							
5	2:55.783	1:00.534	1:02.024	53.225	91.2	13:07.937							
6	2:20.667	37.046	34.973	1:08.648	114.0	15:28.604							
7	5:48.494B	44.599	36.515	4:27.380	46.0	21:17.098							
8	2:36.066	1:04.183	46.021	45.862	102.7	23:53.164							
9	1:43.649	36.499	33.692	33.458	154.7	25:36.813							
10	2:40.280	56.280	59.223	44.777	100.0	28:17.093							
11	1:42.902	36.089	33.392	33.421	155.8	29:59.995							
12	7:22.123B	52.339	56.681	5:33.103	36.3	37:22.118							
13	2:37.079	1:06.409	45.644	45.026	102.1	39:59.197							
14	1:43.788	36.555	33.623	33.610	154.5	41:42.985							
15	2:58.491	1:01.435	1:06.430	50.626	89.8	44:41.476							
3 Jaime Alguersuari (ESP)							Virgin Racing Formula E Team (Spark - Renault SRT_01 E)						
1	3:18.574	1:58.604	40.477	39.493	80.7	3:18.574							
2	1:57.527	41.685	38.413	37.429	136.4	5:16.101							
3	1:55.036	40.180	36.873	37.983	139.4	7:11.137							
4	1:53.155	39.505	36.883	36.767	141.7	9:04.292							
5	2:36.347	47.974	51.947	56.426	102.5	11:40.639							
6	1:47.072	37.627	34.876	34.569	149.7	13:27.711							
7	3:01.881	1:02.005	1:03.061	56.815	88.1	16:29.592							
8	1:45.982	37.683	34.263	34.036	151.3	18:15.574							
9	7:51.071B	49.853	40.176	6:21.042	34.0	26:06.645							
10	2:19.172	59.821	39.430	39.921	115.2	28:25.817							
11	1:50.487	39.083	35.575	35.829	145.1	30:16.304							
12	1:48.981	38.513	35.465	35.003	147.1	32:05.285							
13	1:48.615	38.089	35.396	35.130	147.6	33:53.900							
14	1:48.419	38.075	35.153	35.191	147.9	35:42.319							
15	1:48.879	38.511	35.289	35.079	147.2	37:31.198							
16	1:48.114	38.150	35.139	34.825	148.3	39:19.312							
17	1:48.063	37.979	35.252	34.832	148.3	41:07.375							
18	1:47.632	37.821	35.176	34.635	148.9	42:55.007							
19	1:47.949	38.072	35.149	34.728	148.5	44:42.956							
6 Oriol Servià (ESP)							Dragon Racing Formula E Team (Spark - Renault SRT_01 E)						
1	2:44.136	1:24.708	40.791	38.637	97.7	2:44.136							
2	1:56.242	40.697	38.260	37.285	137.9	4:40.378							
3	1:54.538	40.075	37.696	36.767	140.0	6:34.916							
4	1:52.393	39.172	36.796	36.425	142.6	8:27.309							
5	1:52.734	39.850	37.259	35.625	142.2	10:20.043							
6	1:51.782	39.101	36.971	35.710	143.4	12:11.825							
7	1:51.638	39.006	36.688	35.944	143.6	14:03.463							
8	1:50.872	38.796	36.678	35.398	144.6	15:54.335							
7 Jérôme d'Ambrosio (BEL)							Dragon Racing Formula E Team (Spark - Renault SRT_01 E)						
1	3:40.295	2:18.600	42.170	39.525	72.8	3:40.295							
2	2:01.221	42.618	39.333	39.270	132.2	5:41.516							
3	1:57.704	41.137	38.757	37.810	136.2	7:39.220							
4	1:56.336	39.916	37.112	39.308	137.8	9:35.556							
5	1:53.350	39.997	36.780	36.573	141.4	11:28.906							
6	1:53.352	39.698	37.266	36.388	141.4	13:22.258							
7	1:52.138	39.254	36.579	36.305	143.0	15:14.396							
8	1:51.702	39.437	36.267	35.998	143.5	17:06.098							
9	6:24.504B	40.540	36.619	5:07.345	41.7	23:30.602							
10	2:05.877	56.519	35.112	34.246	127.4	25:36.479							
11	1:45.845	37.548	34.231	34.066	151.5	27:22.324							
12	3:05.019	1:03.230	1:02.823	58.966	86.6	30:27.343							
13	1:43.539	36.548	34.107	32.884	154.8	32:10.882							
14	2:06.666	53.645	36.731	36.290	126.6	34:17.548							
15	1:54.195	40.160	37.306	36.729	140.4	36:11.743							
16	1:59.798	44.181	39.141	36.476	133.8	38:11.541							
17	1:53.360	40.244	36.841	36.275	141.4	40:04.901							
18	1:51.281	39.160	36.316	35.805	144.1	41:56.182							
19	1:50.579	38.926	35.977	35.676	145.0	43:46.761							
8 Nicolas Prost (FRA)							Team e.dams Renault (Spark - Renault SRT_01 E)						
1	3:20.264	1:51.804	41.202	47.258	80.0	3:20.264							
2	2:02.077	40.596	39.918	41.563	131.3	5:22.341							
3	1:54.118	39.280	37.476	37.362	140.5	7:16.459							
4	1:50.752	38.856	35.933	35.963	144.7	9:07.211							
5	1:49.005	38.429	35.220	35.356	147.1	10:56.216							
6	2:40.752	50.045	54.225	56.482	99.7	13:36.968							
7	1:47.623	37.494	35.496	34.633	149.0	15:24.591							
8	2:45.635	56.213	56.202	53.220	96.8	18:10.226							
9	1:44.703	37.226	33.786	33.691	153.1	19:54.929							
10	6:15.469B	41.917	35.155	4:58.397	42.7	26:10.398							
11	2:09.873	57.826	37.016	35.031	123.4	28:20.271							
12	1:48.498	38.594	35.446	34.458	147.8	30:08.769							
13	1:48.996	39.072	35.320	34.604	147.1	31:57.765							
14	1:47.633	37.594	35.138	34.901	148.9	33:45.398							
15	1:49.091	39.313	35.258	34.520	146.9	35:34.489							
16	3:06.477	1:08.157	1:03.104	55.216	86.0	38:40.966							
17	1:44.011	37.024	33.509	33.478	154.1	40:24.977							



ROUND 1 - Beijing

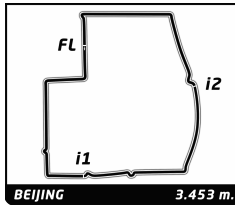
FIA Formula E

Non Qualifying Practice 1

Analysis

Official Watch & Chronograph

Lap	Time	Sector 1	Sector 2	Sector 3	Kph	Elapsed	Lap	Time	Sector 1	Sector 2	Sector 3	Kph	Elapsed
18	2:47.076	50.953	1:02.944	53.179	95.9	43:12.053	11	1:48.438	38.275	35.218	34.945	147.8	25:57.756
19	1:42.961	36.791	33.230	32.940	155.7	44:55.014	12	1:48.083	38.006	35.222	34.855	148.3	27:45.839
9 Sebastien Buemi CHE Team e.dams Renault Spark - Renault SRT_01 E							13 1:47.925 38.041 34.999 34.885 148.5 29:33.764						
1	3:05.168	1:41.563	41.563	42.042	86.6	3:05.168	14	1:48.145	38.155	35.163	34.827	148.2	31:21.909
2	1:52.183	39.703	36.015	36.465	142.9	4:57.351	15	1:49.588	37.784	35.966	35.838	146.3	33:11.497
3	1:49.019	38.417	35.167	35.435	147.0	6:46.370	16	1:48.214	37.908	35.337	34.969	148.1	34:59.711
4	1:48.834	38.254	35.201	35.379	147.3	8:35.204	17	6:02.334 B	38.219	35.182	4:48.933	44.2	41:02.045
5	1:48.162	38.054	35.073	35.035	148.2	10:23.366	18	2:25.884	1:02.928	44.676	38.280	109.9	43:27.929
6	1:49.031	38.602	35.343	35.086	147.0	12:12.397	19	1:41.937	36.020	33.399	32.518	157.3	45:09.866
7	3:07.440	1:04.067	1:05.571	57.802	85.5	15:19.837	18 Michela Cerruti ITA Trulli Formula E Team Spark - Renault SRT_01 E						
8	3:04.185	1:32.879	42.139	49.167	87.0	18:24.022	1	3:22.378	1:53.141	42.292	46.945	79.2	3:22.378
9	1:43.789	36.987	33.774	33.028	154.5	20:07.811	2	2:01.093	42.106	39.511	39.476	132.4	5:23.471
10	6:01.066 B	53.121	48.721	4:19.224	44.4	26:08.877	3	1:56.630	40.690	38.170	37.770	137.5	7:20.101
11	2:09.590	58.241	35.953	35.396	123.7	28:18.467	4	1:55.884	41.188	37.994	36.702	138.3	9:15.985
12	1:47.679	37.926	35.230	34.523	148.9	30:06.146	5	1:53.727	39.589	37.971	36.167	141.0	11:09.712
13	1:47.452	37.867	34.975	34.610	149.2	31:53.598	6	1:52.529	39.413	37.194	35.922	142.5	13:02.241
14	1:49.454	37.770	35.529	36.155	146.5	33:43.052	7	1:52.636	39.173	37.366	36.097	142.3	14:54.877
15	1:47.311	37.814	34.816	34.681	149.4	35:30.363	8	1:51.106	39.258	36.545	35.303	144.3	16:45.983
16	3:21.235	1:23.139	1:01.263	56.833	79.7	38:51.598	9	7:43.455 B	46.457	42.614	6:14.384	34.6	24:29.438
17	1:42.510	36.366	33.410	32.734	156.4	40:34.108	10	2:17.502	1:04.009	37.529	35.964	116.6	26:46.940
18	2:38.696 B	50.816	39.726	1:08.154	101.0	43:12.804	11	1:52.465	39.707	37.149	35.609	142.5	28:39.405
10 Jarno Trulli ITA Trulli Formula E Team Spark - Renault SRT_01 E							12 1:51.005 39.257 36.611 35.137 144.4 30:30.410						
1	3:17.373	1:49.797	42.184	45.392	81.2	3:17.373	13	10:42.462 B	38.942	36.605	9:26.915	25.0	41:12.872
2	2:01.936	42.246	40.511	39.179	131.5	5:19.309	14	2:26.058	1:02.261	43.517	40.280	109.8	43:38.930
3	2:00.175	41.745	39.791	38.639	133.4	7:19.484	15	1:46.778	38.174	34.970	33.634	150.1	45:25.708
4	2:00.830	43.439	39.186	38.205	132.7	9:20.314	21 Bruno Senna BRA Mahindra Racing Formula E Team Spark - Renault SRT_01 E						
5	1:56.973	41.645	37.618	37.710	137.0	11:17.287	1	3:56.248	2:31.707	43.809	40.732	67.9	3:56.248
6	1:53.033	39.526	36.665	36.842	141.8	13:10.320	2	1:56.263	41.078	37.662	37.523	137.9	5:52.511
7	1:51.966	39.232	36.418	36.316	143.2	15:02.286	3	1:52.617	39.722	36.124	36.771	142.3	7:45.128
8	7:11.116 B	39.037	36.126	5:55.953	37.2	22:13.402	4	1:49.195	39.028	34.752	35.415	146.8	9:34.323
9	2:12.900	58.901	36.990	37.009	120.6	24:26.302	5	1:51.648	39.678	35.953	36.017	143.6	11:25.971
10	1:50.915	38.726	36.145	36.044	144.5	26:17.217	6	1:52.722	39.398	37.648	35.676	142.2	13:18.693
11	1:52.645	39.701	36.733	36.211	142.3	28:09.862	7	2:31.889	51.046	53.431	47.412	105.5	15:50.582
12	1:50.988	38.754	35.906	36.328	144.4	30:00.850	8	1:46.100	38.984	34.012	33.104	151.1	17:36.682
13	1:49.903	38.877	35.636	35.390	145.9	31:50.753	9	6:04.366 B	45.203	33.956	4:45.207	44.0	23:41.048
14	8:30.748 B	38.629	36.708	7:15.411	31.4	40:21.501	10	2:13.328	1:01.865	36.331	35.132	120.2	25:54.376
15	2:10.580	58.806	36.499	35.275	122.8	42:32.081	11	1:48.350	37.758	34.882	35.710	148.0	27:42.726
16	1:44.520	36.944	33.483	34.093	153.4	44:16.601	12	1:48.079	37.786	35.609	34.684	148.3	29:30.805
17	2:40.450	49.259	48.981	1:02.210	99.9	46:57.051	13	1:47.612	37.641	35.101	34.870	149.0	31:18.417
11 Lucas di Grassi BRA Audi Sport ABT Formula E Team Spark - Renault SRT_01 E							14 1:47.908 37.474 35.113 35.321 148.6 33:06.325						
1	3:06.425	1:37.540	43.830	45.055	86.0	3:06.425	15	2:21.478	48.762	46.129	46.587	113.3	35:27.803
2	1:58.380	42.221	38.253	37.906	135.4	5:04.805	16	2:15.639	37.477	48.097	50.065	118.2	37:43.442
3	1:50.570	39.330	35.540	35.700	145.0	6:55.375	17	2:07.923	37.198	46.872	43.853	125.3	39:51.365
4	5:45.916 B	39.925	37.142	4:28.849	46.3	12:41.291	18	1:55.101	36.279	33.189	45.633	139.3	41:46.466
5	2:17.936	1:02.361	38.078	37.497	116.2	14:59.227	19	2:27.203	48.933	54.834	43.436	108.9	44:13.669
6	1:50.678	38.845	36.062	35.771	144.8	16:49.905	20	1:45.469	35.961	32.978	36.530	152.0	45:59.138
7	1:50.787	39.288	35.718	35.781	144.7	18:40.692	23 Nick Heidfeld DEU VENTURI Formula E Team Spark - Renault SRT_01 E						
8	1:50.747	38.842	36.172	35.733	144.8	20:31.439	1	2:00.240 B				133.3	2:00.240
9	1:49.119	38.297	35.531	35.291	146.9	22:20.558	2	2:32.392	1:06.852	44.214	41.326	105.2	4:32.632
10	1:48.760	38.127	35.570	35.063	147.4	24:09.318	3	1:58.623	41.112	39.558	37.953	135.1	6:31.255



ROUND 1 - Beijing

FIA Formula E

Non Qualifying Practice 1

Analysis

Official Watch & Chronograph

Lap	Time	Sector 1	Sector 2	Sector 3	Kph	Elapsed	Lap	Time	Sector 1	Sector 2	Sector 3	Kph	Elapsed
4	1:55.520	40.909	37.294	37.317	138.8	8:26.775	3	1:50.001	38.610	35.795	35.596	145.7	6:43.241
5	1:56.729	40.008	38.768	37.953	137.3	10:23.504	4	5:51.515 B	38.333	37.043	4:36.139	45.6	12:34.756
6	2:01.093	39.978	36.141	44.974	132.4	12:24.597	5	2:08.508	57.022	36.125	35.361	124.7	14:43.264
7	1:47.379	37.544	34.989	34.846	149.3	14:11.976	6	1:47.843	37.812	35.302	34.729	148.6	16:31.107
8	8:06.837 B	38.638	37.525	6:50.674	32.9	22:18.813	7	1:47.652	38.066	34.826	34.760	148.9	18:18.759
9	2:32.025	1:02.359	39.811	49.855	105.4	24:50.838	8	6:32.962 B	40.910	35.574	5:16.478	40.8	24:51.721
10	1:47.264	37.920	34.820	34.524	149.5	26:38.102	9	2:10.207	59.797	35.375	35.035	123.1	27:01.928
11	1:46.935	37.329	34.481	35.125	149.9	28:25.037	10	1:45.239	37.215	34.433	33.591	152.3	28:47.167
12	1:49.775	39.092	35.519	35.164	146.0	30:14.812	11	1:47.163	37.612	35.114	34.437	149.6	30:34.330
13	11:06.621 B	40.966	43.764	9:41.891	24.0	41:21.433	12	7:27.407 B	37.908	35.407	6:14.092	35.8	38:01.737
14	2:50.234	1:05.478	53.990	50.766	94.2	44:11.667	13	2:13.406	59.011	35.499	38.896	120.2	40:15.143
15	1:46.579	35.975	33.788	36.816	150.4	45:58.246	14	1:44.522	36.906	33.951	33.665	153.4	41:59.665
							15	1:49.491	38.622	36.158	34.711	146.4	43:49.156
							16	1:48.608	37.796	35.542	35.270	147.6	45:37.764

27		Frack Montagny		FRA		
Andretti Autosport Formula E Team						
Spark - Renault SRT_01 E						
1	3:22.936	2:06.432	38.972	37.532	79.0	3:22.936
2	1:55.453	41.074	37.233	37.146	138.9	5:18.389
3	1:51.646	39.154	36.221	36.271	143.6	7:10.035
4	1:50.280	38.903	35.536	35.841	145.4	9:00.315
5	1:51.184	39.092	36.044	36.048	144.2	10:51.499
6	1:51.279	39.065	36.353	35.861	144.1	12:42.778
7	7:07.591 B	38.775	35.408	5:53.408	37.5	19:50.369
8	2:24.504	1:03.485	41.689	39.330	110.9	22:14.873
9	1:48.458	38.127	35.157	35.174	147.8	24:03.331
10	1:48.732	38.296	35.283	35.153	147.4	25:52.063
11	1:48.047	37.981	35.348	34.718	148.4	27:40.110
12	6:42.018 B	38.611	34.145	5:29.262	39.9	34:22.128
13	2:49.462	1:04.048	59.285	46.129	94.6	37:11.590
14	1:44.102	36.879	33.884	33.339	154.0	38:55.692
15	3:08.646	1:04.599	58.378	1:05.669	85.0	42:04.338
16	1:45.562	36.378	34.816	34.368	151.9	43:49.900
17	1:49.101	38.405	35.772	34.924	146.9	45:39.001

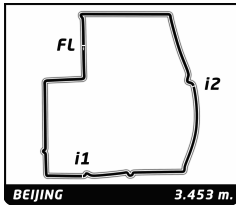
28		Charles Pic		FRA		
Andretti Autosport Formula E Team						
Spark - Renault SRT_01 E						
1	2:50.123	1:29.735	40.541	39.847	94.2	2:50.123
2	1:57.013	41.205	37.881	37.927	137.0	4:47.136
3	1:53.783	40.039	37.140	36.604	140.9	6:40.919
4	1:53.044	39.282	37.347	36.415	141.8	8:33.963
5	1:53.060	38.614	37.912	36.534	141.8	10:27.023
6	1:50.114	38.853	35.768	35.493	145.6	12:17.137
7	7:57.496 B	39.463	37.861	6:40.172	33.6	20:14.633
8	2:12.998	58.854	37.476	36.668	120.5	22:27.631
9	1:51.484	38.520	36.758	36.206	143.8	24:19.115
10	1:51.346	38.949	36.270	36.127	144.0	26:10.461
11	9:02.941 B	39.497	38.643	7:44.801	29.5	35:13.402
12	2:23.268	1:00.729	42.353	40.186	111.9	37:36.670
13	1:44.182	36.810	34.183	33.189	153.9	39:20.852
14	2:33.186	47.353	54.515	51.318	104.6	41:54.038
15	1:46.721	37.580	35.766	33.375	150.2	43:40.759
16	2:22.217	46.971	43.936	51.310	112.7	46:02.976

30		Stephane Sarrazin		FRA		
VENTURI Formula E Team						
Spark - Renault SRT_01 E						
1	3:05.769	1:42.590	41.379	41.800	86.3	3:05.769
2	1:47.471	38.388	34.354	34.729	149.2	4:53.240

55		Takuma Sato		JPN		
Amlin Aguri						
Spark - Renault SRT_01 E						
1	3:43.096	2:15.890	45.786	41.420	71.9	3:43.096
2	2:00.397	40.652	41.228	38.517	133.1	5:43.493
3	1:52.320	39.621	36.134	36.565	142.7	7:35.813
4	1:49.948	38.664	35.754	35.530	145.8	9:25.761
5	9:20.427 B	40.944	38.643	8:00.840	28.6	18:46.188
6	2:22.110	1:03.481	39.906	38.723	112.8	21:08.298
7	1:48.787	38.376	35.592	34.819	147.4	22:57.085
8	2:23.537	38.147	35.028	1:10.362	111.7	25:20.622
9	10:39.678 B	42.842	39.016	9:17.820	25.1	36:00.300
10	2:19.583	1:02.370	39.785	37.428	114.8	38:19.883
11	1:45.450	37.208	34.500	33.742	152.0	40:05.333
12	1:49.831	39.222	35.706	34.903	146.0	41:55.164
13	1:48.949	38.900	35.445	34.604	147.1	43:44.113

66		Daniel Abt		DEU		
Audi Sport ABT Formula E Team						
Spark - Renault SRT_01 E						
1	3:10.397	1:39.370	43.107	47.920	84.2	3:10.397
2	1:54.823	40.530	38.007	36.286	139.6	5:05.220
3	6:40.612 B	40.260	36.093	5:24.259	40.0	11:45.832
4	2:19.760	1:02.688	38.601	38.471	114.7	14:05.592
5	1:54.433	40.714	37.209	36.510	140.1	16:00.025
6	1:56.058	43.129	36.588	36.341	138.1	17:56.083
7	1:51.427	39.825	36.142	35.460	143.9	19:47.510
8	1:50.563	39.540	35.696	35.327	145.0	21:38.073
9	1:49.036	38.782	35.404	34.850	147.0	23:27.109
10	1:49.191	38.367	35.493	35.331	146.8	25:16.300
11	1:49.291	38.645	35.276	35.370	146.7	27:05.591
12	1:47.619	38.171	34.927	34.521	149.0	28:53.210
13	1:47.449	38.014	34.948	34.487	149.2	30:40.659
14	2:03.989	38.077	35.146	50.766	129.3	32:44.648
15	1:49.559	39.429	35.210	34.920	146.3	34:34.207
16	5:26.382 B	38.318	35.958	4:12.106	49.1	40:00.589
17	2:50.880	1:10.256	55.361	45.263	93.8	42:51.469
18	1:43.626	36.836	33.901	32.889	154.7	44:35.095

77		Katherine Legge		GBR		
Amlin Aguri						
Spark - Renault SRT_01 E						
1	3:07.460	1:34.506	45.754	47.200	85.5	3:07.460
2	2:00.475	42.645	39.362	38.468	133.1	5:07.935



ROUND 1 - Beijing

FIA Formula E

Non Qualifying Practice 1

Analysis

Official Watch & Chronograph

■ Personal Best
 ■ Session Best
 ■ B Crossing the finish line in pit lane

Lap	Time	Sector 1	Sector 2	Sector 3	Kph	Elapsed	Lap	Time	Sector 1	Sector 2	Sector 3	Kph	Elapsed
3	1:57.500	40.829	38.864	37.807	136.4	7:05.435							
4	10:04.149 B	44.004	40.987	8:39.158	26.5	17:09.584							
5	3:49.592 B	1:10.509	55.179	1:43.904	69.8	20:59.176							
6	2:20.099	1:00.608	40.415	39.076	114.4	23:19.275							
7	1:51.850	38.083	37.226	36.541	143.3	25:11.125							
8	1:55.868	40.381	37.981	37.506	138.4	27:06.993							
9	8:43.277 B	41.085	38.943	7:23.249	30.6	35:50.270							
10	2:16.609	1:00.573	38.248	37.788	117.3	38:06.879							
11	1:53.624	39.542	36.784	37.298	141.1	40:00.503							
12	1:52.472	38.906	37.727	35.839	142.5	41:52.975							

88 Ho-Pin Tung								CHN
China Racing Formula E Team								Spark - Renault SRT_01 E
1	6:13.439 B	1:30.980	45.490	3:56.969	42.9	6:13.439		
2	2:25.969	1:04.864	43.489	37.616	109.8	8:39.408		
3	5:08.624 B	40.954	38.241	3:49.429	51.9	13:48.032		
4	2:13.569	1:00.607	36.952	36.010	120.0	16:01.601		
5	1:58.080	42.608	36.535	38.937	135.8	17:59.681		
6	1:49.967	38.899	35.730	35.338	145.8	19:49.648		
7	1:49.601	38.757	35.769	35.075	146.3	21:39.249		
8	1:49.585	38.873	35.669	35.043	146.3	23:28.834		
9	5:42.109 B	38.944	37.201	4:25.964	46.9	29:10.943		
10	2:36.014	1:08.730	45.603	41.681	102.8	31:46.957		
11	1:45.017	36.800	34.012	34.205	152.6	33:31.974		
12	2:17.780	41.597	43.581	52.602	116.4	35:49.754		
13	1:51.916	40.590	36.021	35.305	143.2	37:41.670		
14	1:59.020	41.816	37.245	39.959	134.7	39:40.690		
15	2:03.573	36.625	34.070	52.878	129.7	41:44.263		
16	1:44.839	37.054	33.711	34.074	152.9	43:29.102		
17	1:53.698	39.524	35.341	38.833	141.0	45:22.800		

99 Nelson Piquet JR								BRA
China Racing Formula E Team								Spark - Renault SRT_01 E
1	2:42.501	1:23.309	40.133	39.059	98.7	2:42.501		
2	1:54.401	40.249	37.151	37.001	140.1	4:36.902		
3	1:52.273	39.253	36.704	36.316	142.8	6:29.175		
4	1:50.203	38.569	35.895	35.739	145.5	8:19.378		
5	1:49.751	38.347	35.798	35.606	146.1	10:09.129		
6	1:49.138	38.261	35.492	35.385	146.9	11:58.267		
7	1:48.801	37.932	35.451	35.418	147.3	13:47.068		
8	5:58.247 B	39.314	35.831	4:43.102	44.7	19:45.315		
9	2:21.054	1:03.106	41.047	36.901	113.7	22:06.369		
10	1:49.769	38.861	35.827	35.081	146.0	23:56.138		
11	1:48.218	38.232	35.375	34.611	148.1	25:44.356		
12	1:47.119	37.643	35.045	34.431	149.7	27:31.475		
13	1:46.069	37.690	34.352	34.027	151.1	29:17.544		
14	1:45.146	37.084	34.324	33.738	152.5	31:02.690		
15	1:58.552	37.063	37.610	43.879	135.2	33:01.242		
16	1:49.393	38.462	35.777	35.154	146.5	34:50.635		
17	1:49.429	38.249	35.979	35.201	146.5	36:40.064		
18	2:20.453	44.146	47.715	48.592	114.1	39:00.517		
19	6:00.390 B	37.150	41.066	4:42.174	44.5	45:00.907		